

Seating

Pricing effective January 1, 2025 - Canada



PRICE LIST seating



think global

THE GLOBAL EDGE

ERGONOMICS IN THE OFFICE

- Full range of ergonomically designed workplace, healthcare and office furniture with competitive pricing and built-in value.

STRENGTH AND STABILITY

- Established in 1966.
- One of North America's largest office furniture manufacturers.
- Manufacturing and showrooms worldwide.

QUICK SHIP PROGRAM

- Global's Quick Ship program offers the most comprehensive product offering across Canada.
- While we offer many additional products in a wide array of styles and colors, many items will be available to ship to you in as little as ten days.

STRONG LOCAL REPRESENTATION

- Service and expert advice where you are, when you need it!

MANUFACTURING CAPABILITY

- Vertical integration ensures "start to finish" control.
- Ongoing research and investment in new, innovative production technology.

QUALITY ASSURANCE

- The quality program is registered to ISO 9001.
- On-site furniture testing facility.
- Products and components are tested to meet or exceed ANSI/BIFMA standards.
- Products backed by Global's Limited Lifetime Warranty.

ENVIRONMENTAL COMMITMENT

- Continuous development of "earth friendly" programs.
- One of the first molded foam manufacturers to create ozone-friendly, CFC and HFC-free processes.
- Many seat and back pans are made from recyclable plastics and wood waste, enabling little waste and cost effective products.

SYMBOL IDENTIFICATION

Each seating product with an RTA code identifies the assembly requirements.

RTA 00 FULLY ASSEMBLED

RTA 1 SIMPLE ASSEMBLY (no tools required)

- Parts to install:
- casters
 - base
 - pneumatic cylinder/cover can

RTA 2 MODEST ASSEMBLY (tools supplied, if necessary)

- Parts to install:
- casters
 - base
 - pneumatic cylinder/cover can
 - back

RTA 4 MODERATE ASSEMBLY (tools supplied)

- Parts to install:
- casters
 - base
 - pneumatic cylinder/cover can
 - back
 - armrest

RTA 8 FULL ASSEMBLY (tools supplied)

- Parts to install:
- casters
 - base
 - pneumatic cylinder/cover can
 - back
 - armrest
 - mechanism



All products with this designation are suitable for courier shipment throughout Canada.

TABLE OF CONTENTS

A

Academic Task	364
Accord (Global Accord).....	33
Arm selections	359
Arturo	20
Aspen	21
Auburn.....	22
Aurora.....	23

B

Bakhita	114
Ballara	226
Beach.....	117
Beam Seating.....	118
Braden	237

C

Calidon	241
Camino	242
Caprice	126
Caster selections.....	358
Chap	128
Citi	247
Citi Square.....	251
Comet	130
Concorde	24
Concorde Executive 24HR	341

D

Diplomat.....	132
Drift	260
Duet.....	133
Duet Beam.....	123

E

Echo.....	25
Enterprise.....	26
Erin	149

F

Factor.....	28
Factor Multi-Purpose.....	150
File Buddy.....	151
Flap.....	152

G

G1 Ergo Select.....	30
G1 Ergo Select TS	342
G20.....	32
Global Accord.....	33
Granada.....	37
Granada TS.....	337
Granada Deluxe.....	39
Granada Deluxe TS	337
Granada with Schukra Lumbar.....	43
Graphic.....	44

I

Industrial	366
Islands	154

J

Jeo.....	271
----------	-----

K

Kate	274
Key.....	155

L

Layne	156
Lite.....	158
Locust.....	162
Loover	46
Luray.....	50
Lux.....	275

M

Malaga	53
Malaga TS.....	338
Marche	163
Mayne	165
ML	277
ML Park	279
Moda	166

N

Noetic.....	54
Novello.....	58

O

ObusForme	61
ObusForme Comfort	62
ObusForme Comfort TS.....	339
ObusForme Comfort XL	344

P

Popcorn.....	169
Popcorn Beam	125
Prairie	280
Prefer.....	65

R

Rebound	174
River	281
River+	295
Robust	349
Roma	67
Roma Nester	178

S

Sas.....	180
Saxon.....	350
Score	71
Sidero	182
Sidero Beam	125
Sirena	318
Solar.....	73
Solo	75
Sonic.....	186
Sonic Beam	122
Sora	77
Spritz Task	83
Spritz Multi-Purpose & Nesting.....	201
Spyker.....	205
Stream.....	79, 206
Supra	85
Supra-X.....	87
Synopsis	90

T

Traditional	93
Tritek Ergo Select	95
Triumph.....	97
Truform	98
Truform TS.....	339
Twilight.....	214
Tye	101

V

Venture.....	321
Vion	103
Vion Beam	121
Vion TS	351
Vitrola.....	324

W

Wind Seating	326
Wind Tables	328
Wind Linear Seating	330
Wind Linear Tables	334

Y

Yorkdale.....	110
Yorkdale TS	340

Z

Zoma.....	224
-----------	-----

REFERENCES / PROGRAMS

How to order seating	4
Seating by category type	5
Ergonomic features and benefits.....	15
Mechanism adjustments.....	16
Arm selections	359
Caster selections.....	358
Glide selections.....	359
Base selections	360
Cylinder selections.....	362
Industrial caster selections.....	376
COM/GPM authorization form	381
Specialty seating.....	363
Textiles and Finishes	377
Metal leg, frame + base finish chart.....	380
Terms and Conditions.....	382
Limited Lifetime Warranty	385
Index.....	386

HOW TO ORDER SEATING



2676-2

MODEL NUMBER

+



TC74

FABRIC CODE

+



AMF

ALUMINUM BASE + MEMORY FOAM

+



CX

CASTERS

+



VU19

MESH CODE

+



4L

CYLINDER

FABRIC CHAIR EXAMPLE

If there are any options for the chair they would be inserted between the model number and frame finish. For example (see above):

2676-2 TC74 AMF CX VU19 4L

This would be the Global Accord Mesh HB Knee-Tilter **2676-2**. The seat is upholstered in Terrace, Echo (**TC74**) with a mesh back in Vue, Coal Black (**VU19**). The chair has fixed arms, optional aluminum base + memory foam seat (**AMF**), dual wheel carpet casters (**CX**) and a 4" cylinder, low rise (**4L**).

CHAIR SAFETY TIPS










Common sense guidelines to ensure that your Global chair will provide many years of comfort and service in a safe and productive environment:

- Always read and follow assembly instructions. Make sure that all the pieces of your Global chair are installed in the proper order to ensure structural integrity.
- Ensure that chair casters are fully inserted into the base of the unit.
- Inspect your chair for loose or worn parts at least once a year.
- Always keep the base of your chair completely on the floor.
- Most Global chairs are equipped with casters for use on carpeted surfaces. Other flooring surfaces may require different casters.
- Speak to your Global sales representative or refer to the Arm, Caster and Base section (page 353) of this price book for appropriate custom selections.
- Many Global office chairs are equipped with tilt tension controls on the seating mechanism. The tension control compensates for different body weights and postures. Always ensure that the control is properly adjusted for a smooth and controlled tilt motion. Your Global sales representative can demonstrate the proper use of all the adjustments on your office chair.
- Do not stand on your Global chair or sit on the arms of your chair.
- Do not put electrical appliances on chairs. Even fire retardant fabrics can be damaged when exposed to direct heat or flame.
- Choose the right chair for your work environment. Global offers a full line of intensive use, multi-shift and specialized chairs for environments with demanding health or safety requirements. Your Global sales representative is trained to help you make the right choice for your workplace.



WORK / TASK SEATING

Task





 Aspen21	 Luray50	 Spritz83
 Aurora23	 Noetic54	 Spritz Multi-Purpose201
 Echo25	 Novello58	 Stream79
 Enterprise26	 ObusForme61	 Supra-X87
 Factor28	 ObusForme Comfort62	 Synopsis90
 G1 Ergo Select30	 Prefer65	 Tritek Ergo Select95
 G2032	 Robust349	 Triumph97
 Granada37	 Roma67	 Truform98
 Granada Deluxe39	 Score71	 Tye101
 Granada with Schukra Lumbar43	 Solar73	 Vion103
 Graphic44	 Sonic186	 Yorkdale110
 Loover46	 Sora77	

SEATING BY CATEGORY TYPE

Conference / Management

	Accord (Global Accord).....33
	Arturo.....20
	Aurora.....23
	Enterprise.....26
	Global Accord.....33
	Graphic.....44
	Kate.....274



	Luray.....50
	Novello.....58
	ObusForme Comfort.....62
	Prefer.....65
	Roma.....67
	Solar.....73
	Solo.....75

	Supra.....85
	Synopsis.....90
	Traditional.....93
	Tye.....101

Executive

	Accord (Global Accord).....33
	Arturo.....20
	Auburn.....22
	Concorde.....24

	Global Accord.....33
	Luray.....50
	ObusForme Comfort.....62
	Robust.....349

	Traditional.....93
	Triumph.....97

Height Adjustable Stools



Factor28



File Buddy.....151



Global Accord.....33



Granada.....37



Granada Deluxe39



Graphic.....45



Loover.....46



Noetic.....56



Novello.....60



Prefer.....65



Roma.....67



Solar.....73



Spritz203



Stream.....79



Supra-X87



Tritek Ergo Select.....95



Truform98



Vion106

SEATING BY CATEGORY TYPE



MULTI-PURPOSE SEATING

Stacking



Bakhita.....114



Key.....155



Rebound.....174



Spyker.....205



Comet.....130



Locust.....162



Sas.....180



Stream.....206



Duet.....133



Moda.....167



Sidero.....182



Zoma.....224



Flap.....152



Popcorn.....169



Sonic.....186

Guest (Metal)



Aurora.....23



Granada Deluxe.....39



ObusForme Comfort....62



Supra.....85



Caprice.....126



Kate.....274



Rebound.....174



Synopsis.....90



Comet.....130



Key.....155



Sas.....180



Twilight.....214



Diplomat.....132



Lite.....158



Sidero.....182



Tye.....101



Enterprise.....26



Locust.....162



Solo.....75



Vion.....218



Erin.....149



Marche.....163



Sonic.....186



Factor.....150








Moda.....166



Stream.....206


Guest (Wood)

	Beach117
	Chap128
	Erin149

	Islands154
	Layne156
	Mayne165







	Traditional93
	Twilight214







Horizontal Nesting




	Roma Nester178
---	----------------------

	Spritz202
---	-----------------

Tandem / Beam / Pedestal
















	Beam Seating118
	Duet Beam123
	Duet (pedestal)143
	Global Accord (pedestal)34
	Luray (pedestal)51
	Novello (pedestal)58

	Popcorn Beam125
	Sidero Beam125
	Sonic Beam122
	Sonic (pedestal)198
	Spritz (pedestal)202
	Stream (pedestal)79

	Synopsis (pedestal)91
	Vion Beam121
	Vion (pedestal)104




















SEATING BY CATEGORY TYPE

Stools

	Bakhita.....115		Marche.....163		Sidero.....182
	Caprice.....126		ML.....277		Sonic.....186
	Diplomat.....132		Popcorn.....169		Stream.....206
	Duet.....133		Rebound.....174		Twilight.....214
	File Buddy.....151		Sas.....180		Vion.....218



LOUNGE SEATING

	Ballara.....226		Jeo.....271		River+.....295
	Braden.....237		Kate.....274		Sirena.....318
	Calidon.....241		Lux.....275		Venture.....321
	Camino.....242		ML.....277		Vitrola.....324
	Citi.....247		ML Park.....279		Wind/Wind Linear.....326
	Citi Square.....251		Prairie.....280		
	Drift.....260		River.....281		



HEAVY DUTY / 24HR SEATING



Concorde Executive 24HR.....341



G1 Ergo Select TS.....342



Granada TS337



Granada Deluxe TS.....337



Malaga TS.....338



ObusForme Comfort TS.....339



ObusForme Comfort XL.....344



Robust.....349



Saxon350



Truform TS.....339



Vion TS.....351



Yorkdale TS.....340



SPECIALTY SEATING



Academic Task.....364



Industrial - 50.....367



Industrial Anti-Microbial - 62372



Industrial Wipe Down - 64.....373



















Sidero (children's model)184

SEATING BY CATEGORY TYPE



EDUCATION















Classroom Seating

	Academic Task364		Moda167		Spritz201
	Duet133		Popcorn169		Stream206
	Flap152		Rebound174		Supra-X87
	Graphic44		Roma Nester178		Vion103
	Noetic54		Sidero182		
	Novello58		Sonic186		

Work + Task Seating

	Factor28		ObusForme Comfort62		Stream79
	Granada Deluxe39		Prefer65		Supra-X87
	Graphic44		Roma67		Tritek Ergo Select95
	Loover46		Solar73		Truform98
	Novello58		Spritz83		Vion103

Guest Seating

	Beach117		Flap152		Sidero182
	Caprice126		Islands154		Sonic186
	Chap128		Moda166		Vion103
	Duet133		Rebound174		Zoma224
	Erin149		Roma178		

Lecture Hall Seating



Beam Seating.....118



Popcorn Beam.....125



Sonic Beam.....122



Duet Beam.....123



Sidero Beam.....125



Vion Beam.....121

Lab Seating + Stools



Caprice.....126



Novello.....60



Spritz.....203



Duet.....133



Rebound.....174



Stream.....206



Graphic.....45



Sidero.....182



Supra-X.....87



Noetic.....56



Sonic.....186



Vion.....106

Cafeteria Seating



Bakhita.....114



Popcorn.....169



Spyker.....205



Duet.....133



Rebound.....174



Stream.....206



Flap.....152



Sonic.....186

Lounge Seating



Ballara.....226



Drift.....260



Sirena.....318



Camino.....242



ML Park.....279



Venture.....321



Citi.....247



River.....281



Wind/Wind Linear.....326



Citi Square.....251



River+.....295

SEATING BY CATEGORY TYPE

Stacking + Nesting Chairs



Bakhita 114



Duet 133



Flap 152



Moda 167



Popcorn 169



Rebound 174



Roma 178



Sidero 182



Sonic 186



Spritz 202



Spyker 205



Stream 206



Zoma 224

EACH GLOBAL CHAIR IS BUILT WITH FEATURES THAT ARE ERGONOMICALLY DESIGNED TO PROMOTE GOOD POSTURE AND PROVIDE MAXIMUM COMFORT. WHILE FULLY SUPPORTING YOUR BODY, THESE FEATURES SHOULD ALSO ALLOW YOU TO ADJUST YOUR CHAIR TO FIT YOU.



A TENSION ADJUSTMENT

Increase or decrease to match body weight. Allows you to rock comfortably, without heavy pushing, reducing muscle fatigue.



B CHAIR TILT LOCK

Lock the tilt movement in position(s) to accommodate your working posture. Allows you to lock your chair in a comfortable and supportive position. (Can be either single position, multiple position or infinite position.)



C SEAT HEIGHT

Raise or lower to allow your feet to rest flat on the floor. Avoids pressure under your thighs, easing blood flow.



D BACK/LUMBAR HEIGHT ADJUSTMENT

Raise or lower to position lumbar support in your lumbar area. Reduces likelihood of back pain.



E SEAT DEPTH

Change the depth of the seat to accommodate the length of your thighs. Keeps your back in contact with the backrest while avoiding pressure behind your knees. Can be sliding (MD) or manual.



F SEAT ANGLE ADJUSTMENT

Allows chair to tilt forward changing the angle of your thighs in relation to the floor. Helps reduce disc pressure during forward leaning tasks.



G BACK ANGLE ADJUSTMENT

Adjust to change the angle of your torso in relation to your thighs. Helps reduce disc pressure and relaxes your back muscles.



H ARM HEIGHT

Raise or lower to support your forearms. Reduces muscular effort in neck and shoulders, minimizing risk of pain.



J KNEE-TILT MOVEMENT

Chair tilt pivot point is toward the front of the seat. Stability is maintained as the user reclines, keeping their feet on the floor and maintaining the same torso to thigh angle.



L SYNCHRO-TILT MOVEMENT

The seat pivots at the center point, while the backrest reclines at a faster rate than the seat, increasing the angle between the user's torso and thighs. Enhances comfort and encourages dynamic body movement.



M WATERFALL SEAT EDGE

Reduces pressure at the back of your knees, contributing to good blood flow.



N CONTOURED CUSHION

Supports the body effectively, allowing you to sit longer without discomfort.



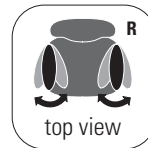
P VIBRATING SEAT & BACK

Soothing effect contributes to your relaxation during work breaks.



Q WIDTH ADJUSTABLE ARMS

Allows outward movement of armrests to match shoulder breadth. Ensures armrests properly support forearms, reducing muscular efforts in neck and shoulders.



R ARM ROTATION

Rotate armcaps to support your forearms in various positions. Reduces muscular effort in neck and shoulders minimizing risk of pain.



S CENTER TILT

Chair tilts at the center point of the seat allowing you to recline while maintaining the same torso to thigh angle. When your feet are well supported, blood flow is enhanced.



U SOFT DESCENT PNEUMATIC LIFT

Gently and gradually lowering the seat helps you easily select proper seat height without causing a jerking motion.




V LUMBAR DEPTH ADJUSTMENT

Increase or decrease curvature of the back to match the profile of your lower back. Enhances comfort and support in the lower lumbar area.

MAXIMIZING YOUR ERGONOMIC SEATING

- Always select a chair that is designed for the type of work you perform and make certain the chair is comfortable for the length of time spent using it.
- Ensure that the seat and back cushions are contoured to fit your body, which will help eliminate pressure points.
- An ergonomically designed chair should allow changing positions easily.
- As you work, reposition yourself throughout the day to reduce strain and stress on specific muscle groups. If you change job functions, adjust your chair to fit the new task.
- Proper ergonomic seating should help eliminate many of the work related injuries that result from poor posture and poorly designed chairs.


TASK



ADJUSTMENTS

- (2) Pneumatic seat height
- (8) Manual seat depth
- Back/lumbar height **
- Swivel

POSTURE TASK



ADJUSTMENTS

- (2) Pneumatic seat height
- (3) Back angle
- (6) Back/lumbar height **
- Seat depth *
- Swivel


TILTER



ADJUSTMENTS

- (1) Tilt tension
- (2) Pneumatic seat height
- (9) Multiple position tilt lock *
- Center tilt action
- Swivel


KNEE-TILTER



ADJUSTMENTS

- (1) Tilt tension
- (2) Pneumatic seat height
- (9) Multiple position tilt lock *
- Knee tilt action
- Swivel
- Optional sliding seat depth adjustment (MD)
- Anti kick back


MULTI-TILTER



ADJUSTMENTS

- (1) Tilt tension
- (2) Pneumatic seat height
- (3) Back angle adjustment
- (4) Seat angle
- (8) Sliding seat depth adjustment (MD)
- (9) Infinite position tilt lock
- Back/lumbar height **
- Center tilt action
- Swivel


SYNCHRO-TILTER



ADJUSTMENTS

- (1) Tilt tension
- (2) Pneumatic seat height
- (3) Back angle adjustment *
- (8) Sliding seat depth adjustment (MD)
- (9) Multiple position tilt lock/ synchro tilt action
- Anti kick back *
- Back/lumbar height **
- Swivel


POSTURE-TILTER



ADJUSTMENTS

- (1) Tilt tension
- (2) Pneumatic seat height
- (8) Sliding seat depth adjustment (MD)
- (9) Infinite position tilt lock
- Back/lumbar height **
- Swivel


FUNCTION-TILTER



ADJUSTMENTS

- (1) Tilt tension
- (2) Pneumatic seat height
- (3) Back angle *
- (9) Upright position tilt lock
- Back/lumbar height **
- Swivel

OPERATOR



ADJUSTMENTS

- (2) Pneumatic seat height
- (3) Back angle *(free float/lock)
- (4) Seat angle *(free float/lock)
- Back/lumbar height **
- With single lever operator mechanism, seat and back angle are controlled using lever 4 *
- Swivel


SYNCHRO KNEE-TILTER



ADJUSTMENTS

- (1) Tilt tension
- (2) Pneumatic seat height
- (9) Multiple position tilt lock
- Back/lumbar height *
- Synchro tilt action
- Anti kick back
- Knee tilt action
- Swivel

SYNCHRO GLIDER



ADJUSTMENTS

- (1) Tilt tension, dial
- (2) Pneumatic seat height
- (3) Back angle *
- (8) Sliding seat depth adjustment (MD)
- (9) Multiple position tilt lock
- Back/lumbar height **
- Swivel

- NOTES**
- * Select models only.
 - ** Ratchet back height adjustment on select models.
 - Mechanisms shown are generic depictions and may differ from one chair to another.

GLOBAL FABRIC SAMPLE CARDS DISPLAY THE FOLLOWING ACT FABRIC PERFORMANCE SYMBOLS:

THE ASSOCIATION FOR CONTRACT TEXTILES (ACT) HAS DEVELOPED THE FOLLOWING PERFORMANCE GUIDELINES TO MAKE FABRIC SPECIFICATION EASIER. THE FIVE SYMBOLS GIVE ARCHITECTS, DESIGNERS AND END USERS A VAST AMOUNT OF PERFORMANCE INFORMATION IN A SUCCINCT, VISUAL WAY. THIS CHART LISTS THE REQUIRED TESTS THAT CORRESPOND TO SPECIFIC END USES. AN EXPLANATION OF THE SYMBOL ALSO APPEARS.

FIRE RETARDANCY



Flammability testing determines a fabric's performance and resistance to burning.

APPLICATION

Upholstery
Panels and upholstered walls

PASSES

California bulletin 117, section E.
ASTM E 84-03 Class A or Class 1 (unadhered method).

COLOR FASTNESS TO WET & DRY CROCKING



Color fastness to wet & dry crocking refers to the rubbing off of color from the fabric onto clothing, hands or other materials and can occur under wet or dry conditions.

APPLICATION

Upholstery
Panels and upholstered walls

PASSES

AATCC 8-2001 Dry crocking. Class 4 minimum.
Wet crocking, Class 3 minimum.
AATCC 8-2001 E 84 (unadhered method).

COLOR FASTNESS TO LIGHT



Color fastness to light is the degree to which fabric will retain its color when exposed to light.

APPLICATION

Upholstery
Panels and upholstered walls

PASSES

AATCC option 2-2003 or AATCC - option 3-2003.
Class 4 minimum of 40 hours.
AATCC option 2-2003 or AATCC - option 3-2003.
Class 4 minimum of 40 hours.

PHYSICAL PROPERTIES



Three physical property tests include: 1 - Brush pill test to determine a fabric's pilling (the formation of fuzzy galls of fiber on the surface of a fabric). 2 - Breaking/tensile strength is the ability of a fabric to withstand tension without breaking or tearing. 3 - Seam slippage is the pulling apart of fabrics at the seams.

APPLICATION

Upholstery
Panels and upholstered walls

PASSES

Brush pill ASTM D3511-02, 3 minimum.
Breaking strength ASTM D5034-95 (2001) 50 lbs. minimum in warp & weft.
Seam slippage ASTM D4034 25 lbs. minimum in warp & weft.
Breaking strength ASTM D5034-95 (2001) (grab test).
35 lbs. minimum in warp & weft.

ABRASION



Abrasion is the ability of a fabric to withstand damage from wear and rubbing. There is a general contract specification as well as a heavy duty specification.

APPLICATION

General contract upholstery
Heavy duty upholstery















PASSES

ASTM D4157-02 (#10 cotton duck) 15,000 double rubs, Wyzenbeek method.
ASTM D4966-98 (12 KPA pressure) 20,000 double rubs, Martindale method.
ASTM D4157-02 (#10 cotton duck) 30,000 double rubs, Wyzenbeek method.
ASTM D4966-98 (12 KPA pressure) 40,000 double rubs, Martindale method.

work + task

 Arturo.....20	 Factor.....28	 Graphic.....44
 Aspen.....21	 G1 Ergo Select.....30	 Loover.....46
 Auburn.....22	 G20.....32	 Luray.....50
 Aurora.....23	 Global Accord.....33	 Malaga.....53
 Concorde.....24	 Granada.....37	 Noetic.....54
 Echo.....25	 Granada Deluxe.....39	 Novello.....58
 Enterprise.....26	 Granada with Schukra Lumbar.....43	 ObusForme.....61

work + task

	ObusForme Comfort.....62		Sonic.....186		Traditional.....93
	Prefer.....65		Sora.....77		Tritek Ergo Select.....95
	Robust.....349		Spritz.....83		Triumph.....97
	Roma.....67		Stream.....79		Truform.....98
	Score.....71		Supra.....85		Tye.....101
	Solar.....73		Supra-X.....87		Vion.....218
	Solo.....75		Synopsis.....90		Yorkdale.....110

ARTURO



model 3991



model 3992

STANDARD FEATURES

- Stitched seat and back design, padded headrest (model 3991) and upholstered open arms.
- All models are standard with a five prong, injection molded, fiberglass reinforced nylon Black spider base with (C65) dual wheel carpet casters.
- Base and frame are available in Black only.
- Upholstery options: vinyl or leather only. Vinyl and leather models may feature stitch detail across the seat and/or back cushions, if applicable.

OPTIONAL FEATURES

- There are no arm options for this series.
- Optional abrasion resistant outer back fabric (polyester) is available. Resistant to impact damage. Available in Black only. Please specify (BKB). Add \$9.
- For hard surface flooring casters, please specify (C65R). Add \$21.
- For additional caster options, please refer to the Arm and Caster section (page 353). *Optional casters may be priced higher than the standard casters for your chair and the difference will be charged. Lower priced optional casters will not be credited.*

DESCRIPTION

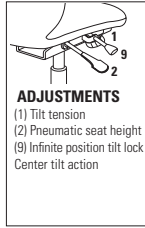
FEATURES

MODEL #

STANDARD TEXTILE GRADES



Extended HB Tilter
COM: 4 YD | 3.66 M
Unit weight: 50 LB | 22.7 KG
Carton weight: 54 LB | 24.49 KG
Carton volume: 14 FT³ | 0.39 MT³

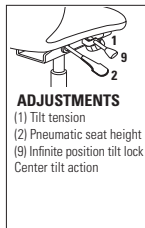


ADJUSTMENTS
(1) Tilt tension
(2) Pneumatic seat height
(9) Infinite position tilt lock
Center tilt action

Ergonomic features:
A, B, C, M, N, S



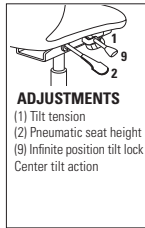
HB Tilter
COM: 3.5 YD | 3.2 M
Unit weight: 48 LB | 21.8 KG
Carton weight: 52 LB | 23.59 KG
Carton volume: 13.25 FT³ | 0.37 MT³



Ergonomic features:
A, B, C, M, N, S



LB Tilter
COM: 3.5 YD | 3.2 M
Unit weight: 40 LB | 18.2 KG
Carton weight: 44 LB | 19.96 KG
Carton volume: 11.5 FT³ | 0.32 MT³



Ergonomic features:
A, B, C, M, N, S

MODEL #	1	2	3	4	5	6	7	8	9	10	11	12
3991	-	-	-	-	1407	1595	1783	1947	2151	2343	2603	2971

	OVERALL DIMENSIONS			SEAT DIMENSIONS			BACK DIMENSIONS	
	W	D	H	W	D	H	W	H
IN	26	30.5	50	20.5	20	16.5-20.5	21.5	30.5
MM	660	775	1270	521	508	419-521	546	775
RTA 1	1 per carton							

MODEL #	1	2	3	4	5	6	7	8	9	10	11	12
3992	-	-	-	-	1347	1512	1676	1820	1998	2166	2394	2716

	OVERALL DIMENSIONS			SEAT DIMENSIONS			BACK DIMENSIONS	
	W	D	H	W	D	H	W	H
IN	26	30	43	20.5	19.5	16.5-20.5	20.5	25
MM	660	762	1092	521	495	419-521	521	635
RTA 1	1 per carton							

MODEL #	1	2	3	4	5	6	7	8	9	10	11	12
3993	-	-	-	-	1300	1465	1629	1773	1951	2119	2347	2669

	OVERALL DIMENSIONS			SEAT DIMENSIONS			BACK DIMENSIONS	
	W	D	H	W	D	H	W	H
IN	26	29.5	37	20.5	19.5	16.5-20.5	20.5	19
MM	660	749	940	521	495	419-521	521	483
RTA 1	1 per carton							

ASPEN



model 2850-3



model 2851-3



Lumbar Support

Back height can be adjusted to enable a user to reposition the contact zone of lumbar support.



model 2852-3


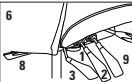



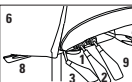
STANDARD FEATURES

- Aspen features a slender design and sensitive profile with a superior level of comfort.
- Extended back models are standard with a height adjustable headrest.
- All models offer 2.25" back/lumbar height adjustment via a concealed ratchet system.
- Standard with Global's high quality Soft Descent™ pneumatic lift which slowly and gently lowers the seat height of the chair making it easy to obtain the exact seat height you desire.
- All models are standard with height and width adjustable arms (**AS**) that feature a sliding armcap providing extra support for all users.
- Models feature braille on the underside of all paddles.
- Base and arm detail is standard in Black.
- All models are shipped partially KD.
- Multi-depth mechanism is standard on multi-tilter models. Allows seat to move forward and backward with five locking positions to provide a shallower or deeper seat.
- (**C82**) dual wheel carpet casters are standard.
- Upholstery options: fabric, vinyl or leather. Vinyl and leather models may feature stitch detail across the seat and/or back cushions, if applicable.

OPTIONAL FEATURES

- Polished aluminum base (**B7A**) is available, please specify (**ALU**). Add \$131.
- Coordinating Chrome finished arms are available at no upcharge, please specify (**AC**).
- For hard surface flooring casters, please specify (**C9R**). Add \$21.
- For additional arm/caster options, please refer to the Arm and Caster section (page 353). *Optional casters may be priced higher than the standard casters for your chair and the difference will be charged. Lower priced optional casters will not be credited.*



DESCRIPTION	FEATURES	MODEL #	STANDARD TEXTILE GRADES											
			1	2	3	4	5	6	7	8	9	10	11	12
 <p>Extended Back Multi-Tilter COM: 2.5 YD 2.29 M Unit weight: 60 LB 27.3 KG Carton weight: 66 LB 29.94 KG Carton volume: 15.5 FT³ 0.43 MT³</p>	 <p>ADJUSTMENTS (1) Tilt tension (2) Pneumatic seat height (3) Back angle (4) Seat angle (6) Back/lumbar height (8) Sliding seat depth (9) Infinite position tilt lock</p>	<p>2850-3</p>	1358	1438	1506	1583	1711	1828	1946	2048	2176	2296	2458	2688
			OVERALL DIMENSIONS			SEAT DIMENSIONS			BACK DIMENSIONS					
			W	D	H	W	D	H	W	H				
			IN 25	24	46.75	19.5	18.5-21.5	16.5-20.5	18.5	26.5-29				
MM 635	610	1187	495	470-546	419-521	470	673-737							
		RTA 2	1 per carton											
 <p>HB Multi-Tilter COM: 2.25 YD 2.06 M Unit weight: 58 LB 26.4 KG Carton weight: 64 LB 29.03 KG Carton volume: 15.5 FT³ 0.43 MT³</p>	 <p>ADJUSTMENTS (1) Tilt tension (2) Pneumatic seat height (3) Back angle (4) Seat angle (6) Back/lumbar height (8) Sliding seat depth (9) Infinite position tilt lock</p>	<p>2851-3</p>	1224	1296	1357	1427	1541	1647	1753	1845	1960	2068	2214	2421
			OVERALL DIMENSIONS			SEAT DIMENSIONS			BACK DIMENSIONS					
			W	D	H	W	D	H	W	H				
			IN 25	24	41	19.5	18.5-21.5	16.5-20.5	18.5	22.5-25				
MM 635	610	1041	495	470-546	419-521	470	572-635							
		RTA 2	1 per carton											
 <p>MB Multi-Tilter COM: 2 YD 1.83 M Unit weight: 56 LB 25.5 KG Carton weight: 62 LB 28.12 KG Carton volume: 13 FT³ 0.36 MT³</p>	 <p>ADJUSTMENTS (1) Tilt tension (2) Pneumatic seat height (3) Back angle (4) Seat angle (6) Back/lumbar height (8) Sliding seat depth (9) Infinite position tilt lock</p>	<p>2852-3</p>	1182	1246	1300	1362	1464	1558	1652	1734	1836	1932	2062	2246
			OVERALL DIMENSIONS			SEAT DIMENSIONS			BACK DIMENSIONS					
			W	D	H	W	D	H	W	H				
			IN 25	24	37	19.5	18.5-21.5	16.5-20.5	18.5	18.5-21				
MM 635	610	940	495	470-546	419-521	470	470-533							
		RTA 2	1 per carton											

AUBURN



model 3767



Wood-capped base



Polished aluminum



Optional ALU Base
See right for details.




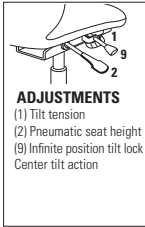
Optional B4M Base
See right for details.

STANDARD FEATURES

- This transitional style judge's chair offers a scrolled urethane arm for durability and comfort.
- Arm frame is made from Black cast aluminum for exceptional strength and quality.
- Standard with soft, durable, self-skinned urethane (SSU) armcaps that are warm to the touch.
- Five prong, injection molded, fiberglass reinforced nylon Black spider base with **(C10)** dual wheel carpet casters.
- Upholstery options: leather only. Models may feature a horizontal stitch detail across the seat and/or back cushions, if applicable.

OPTIONAL FEATURES

- Oval style wood-capped steel base (**B4M**) with **(C1)** casters is available. Genuine maple faced veneers and solids are used. Available in Absolute (AAM), Black (BKM), Cherry (ACM), Espresso Cafe (ECM), English Oak (EOM), Fruitwood (TFM), Gray (HGM), Honey (AHM), Mahogany (TMM), Maple (AVM), Medium Walnut (MWM), Natural Walnut (NLW), Night (ASM), Noce Biondo (NBM), Noce Grigio (NGM), Noce Leggero (NEM), Noce Medio (NMM), Shaker Cherry (SKM), Walnut (TWM), WC Cream (WTM), White (WHM) and Winter Cherry (WCM). Please specify. Add \$131.
- Polished aluminum base is available, please specify **(ALU)**. Add \$131.
- For hard surface flooring casters, please specify **(C10R)**. Add \$20.
- For additional arm/caster options, please refer to the Arm and Caster section (page 353). *Optional casters may be priced higher than the standard casters for your chair and the difference will be charged. Lower priced optional casters will not be credited.*

DESCRIPTION	FEATURES	MODEL #	STANDARD TEXTILE GRADES														
			1	2	3	4	5	6	7	8	9	10	11	12			
 <p>HB Tilter COM: 3 YD 2.74 M Unit weight: 66 LB 30 KG Carton weight: 77.5 LB 35.15 KG Carton volume: 24.5 FT³ 0.69 MT³</p>	 <p>ADJUSTMENTS (1) Tilt tension (2) Pneumatic seat height (9) Infinite position tilt lock Center tilt action</p>	<p>3767</p>	-	-	-	-	1394	1535	1676	1799	1952	2096	2291	2567			
			OVERALL DIMENSIONS			SEAT DIMENSIONS			BACK DIMENSIONS								
			W	D	H	W	D	H	W	H							
IN 28	28	46.5	21.5	18	18-22	21.5	26										
MM 711	711	1181	546	457	457-559	546	660										
		RTA 00	1 per carton														

Ergonomic features:
A, B, C, M, N, S

AURORA




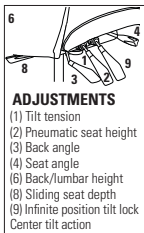


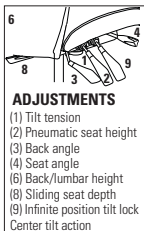

model 1220-3

STANDARD FEATURES

- Exceptional value task seating including two back heights.
- Compound curved back and seat comfortably match body shape.
- Height adjustable (3P) arms with soft, durable, self-skinned urethane (SSU) armcaps that are warm to the touch.
- Vari-Width (WA) width adjustable arm extensions are standard when chair is ordered with adjustable arms. Allows the arms to move away from the seat by 2" on each side to allow space if desired for broader hip widths.
- Side activated sliding seat depth adjustment is standard on multi-tilters.
- Vertical back height ratchet adjustment of 5.25", standard on all models (except task chairs, armchairs and side chairs).
- Back support upright is 3" wide for extra strength.
- All models are standard with a five prong, injection molded, fiberglass reinforced nylon Black spider base with (C65) dual wheel carpet casters.
- Upholstery options: fabric, vinyl or leather. Vinyl and leather models may feature stitch detail across the seat and/or back cushions, if applicable.

OPTIONAL FEATURES

- Polished aluminum base with Black end guards (B2) is available, please specify (ALU). Add \$131.
- For hard surface flooring casters, please specify (C65R). Add \$21.
- For additional arm/caster options, please refer to the Arm and Caster section (page 353). *Optional casters may be priced higher than the standard casters for your chair and the difference will be charged. Lower priced optional casters will not be credited.*

DESCRIPTION	FEATURES	MODEL #	STANDARD TEXTILE GRADES												
			1	2	3	4	5	6	7	8	9	10	11	12	
 <p>High Back Multi-Tilter COM: 2 YD 1.83 M Unit weight: 57 LB 25.9 KG Carton weight: 69 LB 31.3 KG Carton volume: 10.5 FT³ 0.29 MT³</p>	 <p>ADJUSTMENTS (1) Tilt tension (2) Pneumatic seat height (3) Back angle (4) Seat angle (6) Back/lumbar height (8) Sliding seat depth (9) Infinite position tilt lock Center tilt action</p>	1220-3	900	964	1018	1080	1182	1276	1370	1452	1554	1650	1780	1964	
			OVERALL DIMENSIONS			SEAT DIMENSIONS			BACK DIMENSIONS						
			IN	25.5	25	46.5	21	18-21	17.5-22.5	19.5	23-28.25				
MM	648	635	1181	533	457-533	445-572	495	584-718							
				RTA 2		1 per carton									
 <p>Medium Back Multi-Tilter COM: 1.75 YD 1.6 M Unit weight: 54 LB 24.5 KG Carton weight: 66 LB 29.94 KG Carton volume: 10.5 FT³ 0.29 MT³</p>	 <p>ADJUSTMENTS (1) Tilt tension (2) Pneumatic seat height (3) Back angle (4) Seat angle (6) Back/lumbar height (8) Sliding seat depth (9) Infinite position tilt lock Center tilt action</p>	1221-3	850	906	953	1008	1097	1179	1261	1333	1422	1506	1620	1781	
			OVERALL DIMENSIONS			SEAT DIMENSIONS			BACK DIMENSIONS						
			IN	25.5	25	42.5	21	18-21	17.5-22.5	19.5	19-24.25				
MM	648	635	1080	533	457-533	445-572	495	483-616							
				RTA 2		1 per carton									

CONCORDE



model 2400-18



model 2400-18



Push Button
Location within reach increases your adjustment. Promotes good posture as you move to various positions.



model 2409



Polished ALU Base
Concorde Presidential model (2409) is standard with a polished aluminum base.

STANDARD FEATURES

- All adjustments are made with easy-use button controls that are conveniently located in full view.
- Compound curved molded foam seat and back cushions.
- Standard with Allen-bolted width adjustable arms (Allen key included). Arms adjust 1.25" wider on each side for a total of 2.5" extra width.
- Push button controlled tilt lock and push button controlled seat height.
- Seat cushions are easily removed without tools for ease of cleaning.
- Five prong, injection molded, fiberglass reinforced nylon Black base with (C10) dual wheel carpet casters.
- Upholstery options: fabric, vinyl or leather. Vinyl and leather models may feature stitch detail across the seat and/or back cushions, if applicable.
- Model 2424 is rated for multi-shift use for persons up to 350 lbs.
- For 24 hour application, Global's Limited Lifetime Warranty is applicable only on fabrics that are rated for 100,000 double rubs.

OPTIONAL FEATURES




- There are no arm options for this series.
- For hard surface flooring casters, please specify (C10R). Add \$20.
- For additional caster options, please refer to the Arm and Caster section (page 353). *Optional casters may be priced higher than the standard casters for your chair and the difference will be charged. Lower priced optional casters will not be credited.*

CONCORDE PRESIDENTIAL (MODEL #2409) STANDARD FEATURES

- Only available in leather.
- Has a larger headrest, wider back and closed upholstered arms.
- Features decorative stitching, standard in a heavy gauge off-white stitch detail to show contrast with leather upholstery.
- Features perforated leather inserts in the seat and back cushions.
- Standard with (C25) dual wheel carpet casters
- Standard with a Black arm button trim.
- Standard with a polished aluminum base.

OPTIONAL FEATURES

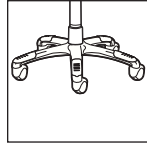
- Normal gauge color coordinated thread can be used upon request. Specify "matching thread" on order. No upcharge.
- Non-perforated leather inserts in the seat and back cushions are optional. Please specify (NR).
- Optional with a Black base at no additional cost, please specify (BLK).

DESCRIPTION	FEATURES	MODEL #	STANDARD TEXTILE GRADES															
			1	2	3	4	5	6	7	8	9	10	11	12				
 <p>HB Multi-Tilter Concorde Executive COM: 2.5 YD 2.29 M Unit weight: 70 LB 31.8 KG Carton weight: 81.5 LB 36.97 KG Carton volume: 24.5 FT³ 0.69 MT³</p>	<p>ADJUSTMENTS</p> <ul style="list-style-type: none"> - Tilt tension - 7 position back height - Center tilt action - 3 button control <p>Right arm</p> <ul style="list-style-type: none"> - Pneumatic seat height <p>Left arm</p> <ul style="list-style-type: none"> - 7 position back angle - 5 position tilt lock 	<p>Ergonomic features: A, B, C, D, G, M, N, Q, S, T</p>	2400-18	-	3392	3460	3537	3665	3782	3900	4002	4130	4250	4412	4642			
			Seat depth: 18.5															
						OVERALL DIMENSIONS				SEAT DIMENSIONS			BACK DIMENSIONS					
						W	D	H	W	D	H	W	H					
			IN 26	28	48	21	18.5	17.5-21.5	21	29.5-32.5								
			MM 660	711	1219	533	470	445-546	533	749-826								
			RTA 00			1 per carton												
 <p>HB Synchro-Tilter Deluxe Concorde Presidential COM: 3.5 YD 3.2 M Unit weight: 70 LB 31.8 KG Carton weight: 81.5 LB 36.97 KG Carton volume: 24.5 FT³ 0.69 MT³</p>	<p>ADJUSTMENTS</p> <ul style="list-style-type: none"> - Tilt tension - Sliding seat depth - 7 position back height - Synchro tilt action - Anti kick back - 2 button control <p>Right arm</p> <ul style="list-style-type: none"> - Pneumatic seat height <p>Left arm</p> <ul style="list-style-type: none"> - 5 position tilt lock 	<p>Ergonomic features: A, B, C, D, E, L, M, N, Q, T</p>	2409	-	-	-	-	-	-	-	-	-	4567	4795	5117			
			Seat depth adjust: 16" to 18"															
						OVERALL DIMENSIONS				SEAT DIMENSIONS			BACK DIMENSIONS					
						W	D	H	W	D	H	W	H					
			IN 28.5	27	50	21	18-20	18-22	21	28-31								
			MM 724	686	1270	533	457-508	457-559	533	711-787								
			RTA 00			1 per carton												
 <p>HB Synchro-Tilter Concorde Executive 24HR COM: 2.5 YD 2.29 M Unit weight: 70 LB 31.8 KG Carton weight: 81.5 LB 36.97 KG Carton volume: 24.5 FT³ 0.69 MT³</p>	<p>ADJUSTMENTS</p> <ul style="list-style-type: none"> - Tilt tension - Sliding seat depth - 7 position back height - Synchro tilt action - Anti kick back - 2 button control <p>Right arm</p> <ul style="list-style-type: none"> - Pneumatic seat height <p>Left arm</p> <ul style="list-style-type: none"> - 5 position tilt lock 	<p>Ergonomic features: A, B, C, D, E, L, M, N, Q, T</p>	2424	-	2716	2784	2861	2989	3106	3224	3326	3454	3574	3736	3966			
			Seat depth adjust: 16" to 18"															
						OVERALL DIMENSIONS				SEAT DIMENSIONS			BACK DIMENSIONS					
						W	D	H	W	D	H	W	H					
			IN 28.5	27	50	21	16-18	18-22	21	28-31								
			MM 724	686	1270	533	406-457	457-559	533	711-787								
			RTA 00			1 per carton												

ECHO



model 3670-3



Optional ALU Base
See right for details.




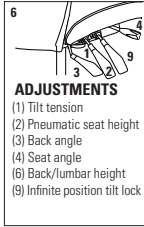


Optional Memory Foam
See right for details.

STANDARD FEATURES

- A form fitted contoured back incorporates a Schukra™ lumbar mechanism and provides full support from shoulder to hip.
- Multi-tilter models offer 2.25" back/lumbar height adjustment via a concealed ratchet system.
- A unique dial on the back of the chair allows for customized lumbar support.
- Standard with height and width adjustable waterfall arms (3P) with self-skinned urethane (SSU) armcaps.
- Vari-Width (WA) width adjustable arm extensions are standard when chair is ordered with adjustable arms. Allows the arms to move away from the seat by 2" on each side to allow space if desired for broader hip widths.
- Multi-tilter models are standard with a five prong, injection molded, fiberglass reinforced nylon Black spider base with dual wheel carpet casters (C65).
- Upholstery options: fabric, vinyl or leather. Vinyl and leather models may feature stitch detail across the seat and/or back cushions, if applicable.

OPTIONAL FEATURES

- Polished aluminum base with Black end guards (B2) is available, please specify (ALU). Add \$131.
- Optional sliding seat depth adjustment is available, please specify (MDB). Add \$32.
- For hard surface flooring casters, please specify (C65R). Add \$21.
- For additional arm/caster options, please refer to the Arm and Caster section (page 353). *Optional casters may be priced higher than the standard casters for your chair and the difference will be charged. Lower priced optional casters will not be credited.*

DESCRIPTION	FEATURES	MODEL #	STANDARD TEXTILE GRADES														
			1	2	3	4	5	6	7	8	9	10	11	12			
 <p>HB Multi-Tilter COM: 2 YD 1.83 M Unit weight: 54 LB 24.5 KG Carton weight: 60 LB 27.22 KG Carton volume: 10.5 FT³ 0.29 MT³</p>	 <p>ADJUSTMENTS (1) Tilt tension (2) Pneumatic seat height (3) Back angle (4) Seat angle (6) Back/lumbar height (9) Infinite position tilt lock</p>	<p>Ergonomic features: A, B, C, D, F, G, H, M, N, Q, S, V</p>	3670-3	1046	1110	1164	1226	1328	1422	1516	1598	1700	1796	1926	2110		
			OVERALL DIMENSIONS			SEAT DIMENSIONS			BACK DIMENSIONS								
			W	D	H	W	D	H	W	H							
			IN 26	26.5	50	20.5	18.5	17-22	19	28.5-31							
MM 660	673	1270	521	470	432-559	483	724-787										
			RTA 2	courier 1 per carton													
 <p>MB Multi-Tilter COM: 1.75 YD 1.6 M Unit weight: 52 LB 23.6 KG Carton weight: 58 LB 26.31 KG Carton volume: 10.5 FT³ 0.29 MT³</p>	 <p>ADJUSTMENTS (1) Tilt tension (2) Pneumatic seat height (3) Back angle (4) Seat angle (6) Back/lumbar height (9) Infinite position tilt lock</p>	<p>Ergonomic features: A, B, C, D, F, G, H, M, N, Q, S, V</p>	3671-3	1009	1065	1112	1167	1256	1338	1420	1492	1581	1665	1779	1940		
			OVERALL DIMENSIONS			SEAT DIMENSIONS			BACK DIMENSIONS								
			W	D	H	W	D	H	W	H							
			IN 26	26.5	44	20.5	18.5	17-21	19	22.5-25							
MM 660	673	1118	521	470	432-533	483	572-635										
			RTA 2	1 per carton													

ENTERPRISE



model 4560



model 4565



Optional B4M Base
See right for details.




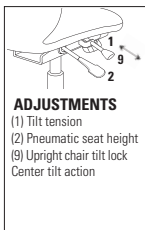

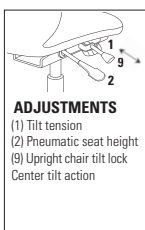

model 4571-3


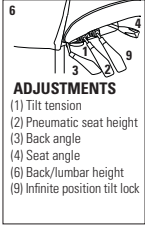


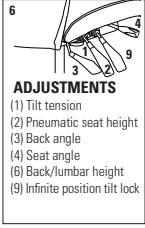

STANDARD FEATURES

- Gently sculpted seat and back provide lateral and lumbar support.
- Fixed height, impact and scuff resistant curved arms are standard on models 4560, 4561 and 4565. All other models are standard with height adjustable T-arms with teardrop shaped (TD) self-skinned urethane (SSU) armcaps.
- All models (except armchair) are standard with a five prong, injection molded, fiberglass reinforced nylon Black base with dual wheel carpet casters (C65).
- Arms are available in Black only.
- Vari-Width (WA) width adjustable arm extensions are standard when chair is ordered with adjustable arms. Allows the arms to move away from the seat by 2" on each side to allow space if desired for broader hip widths.
- Upholstery options: fabric or vinyl only. Vinyl models may feature stitch detail across the seat and/or back cushions, if applicable.

OPTIONAL FEATURES

- Oval style wood-capped steel base (B4M) with (C1) casters is available. Genuine maple faced veneers and solids are used. Available in Absolute (AAM), Black (BKM), Cherry (ACM), Espresso Cafe (ECM), English Oak (EOM), Fruitwood (TFM), Gray (HGM), Honey (AHM), Mahogany (TMM), Maple (AVM), Medium Walnut, (MWM), Natural Walnut (NLW), Night (ASM), Noce Biondo (NBM), Noce Grigio (NGM), Noce Leggero (NEM), Noce Medio (NMM), Shaker Cherry (SKM), Walnut (TWM), WC Cream (WTM), White (WHM) and Winter Cherry (WCM). Please specify. Add \$131.
- Available with vinyl edge bumper guard option (EG). Add \$22.
- Upholstered armcaps are available for models 4560, 4561 and 4565, please specify (U). Add \$158.
- Optional sliding seat depth adjustment is available on multi-tilter models 4570-3 and 4571-3, please specify (MDB). Add \$32.
- Optional abrasion resistant outer back fabric (polyester) is available. Resistant to impact damage. Available in Black only. Please specify (BKB). Add \$9.
- For hard surface flooring casters, please specify (C65R). Add \$21.
- For additional arm/caster options, please refer to the Arm and Caster section (page 353). *Optional casters may be priced higher than the standard casters for your chair and the difference will be charged. Lower priced optional casters will not be credited.*

DESCRIPTION	FEATURES	MODEL #	STANDARD TEXTILE GRADES																																						
			1	2	3	4	5	6	7	8	9	10	11	12																											
 <p>HB Tilter w/Fixed Height Loop Arms COM: 2 YD 1.83 M Unit weight: 35 LB 15.9 KG Carton weight: 39 LB 17.69 KG Carton volume: 11.5 FT³ 0.32 MT³</p>	 <p>ADJUSTMENTS (1) Tilt tension (2) Pneumatic seat height (9) Upright chair tilt lock Center tilt action</p>	<p>Ergonomic features: A, B, C, M, N, S</p>	<table border="1"> <tr> <td>4560</td><td>775</td><td>839</td><td>893</td><td>955</td><td>1057</td><td>1151</td><td>1245</td><td>1327</td><td>1429</td><td>1525</td><td>1655</td><td>1839</td> </tr> </table>												4560	775	839	893	955	1057	1151	1245	1327	1429	1525	1655	1839														
			4560	775	839	893	955	1057	1151	1245	1327	1429	1525	1655	1839																										
			<table border="1"> <tr> <th colspan="3">OVERALL DIMENSIONS</th> <th colspan="3">SEAT DIMENSIONS</th> <th colspan="3">BACK DIMENSIONS</th> </tr> <tr> <th>W</th><th>D</th><th>H</th> <th>W</th><th>D</th><th>H</th> <th>W</th><th>H</th> </tr> <tr> <td>IN 24.5</td><td>27</td><td>45</td> <td>21</td><td>19.5</td><td>17-22</td> <td>21</td><td>25</td> </tr> <tr> <td>MM 622</td><td>686</td><td>1143</td> <td>533</td><td>495</td><td>432-559</td> <td>533</td><td>635</td> </tr> </table>			OVERALL DIMENSIONS			SEAT DIMENSIONS			BACK DIMENSIONS			W	D	H	W	D	H	W	H	IN 24.5	27	45	21	19.5	17-22	21	25	MM 622	686	1143	533	495	432-559	533	635	<p>RTA 1 1 per carton</p>		
			OVERALL DIMENSIONS			SEAT DIMENSIONS			BACK DIMENSIONS																																
W	D	H	W	D	H	W	H																																		
IN 24.5	27	45	21	19.5	17-22	21	25																																		
MM 622	686	1143	533	495	432-559	533	635																																		
 <p>LB Tilter w/Fixed Height Loop Arms COM: 1.75 YD 1.6 M Unit weight: 32 LB 14.5 KG Carton weight: 36 LB 16.33 KG Carton volume: 9.75 FT³ 0.27 MT³</p>	 <p>ADJUSTMENTS (1) Tilt tension (2) Pneumatic seat height (9) Upright chair tilt lock Center tilt action</p>	<p>Ergonomic features: A, B, C, M, N, S</p>	<table border="1"> <tr> <td>4561</td><td>743</td><td>799</td><td>846</td><td>901</td><td>990</td><td>1072</td><td>1154</td><td>1226</td><td>1315</td><td>1399</td><td>1513</td><td>1674</td> </tr> </table>												4561	743	799	846	901	990	1072	1154	1226	1315	1399	1513	1674														
			4561	743	799	846	901	990	1072	1154	1226	1315	1399	1513	1674																										
			<table border="1"> <tr> <th colspan="3">OVERALL DIMENSIONS</th> <th colspan="3">SEAT DIMENSIONS</th> <th colspan="3">BACK DIMENSIONS</th> </tr> <tr> <th>W</th><th>D</th><th>H</th> <th>W</th><th>D</th><th>H</th> <th>W</th><th>H</th> </tr> <tr> <td>IN 24.5</td><td>26.5</td><td>39</td> <td>21</td><td>19.5</td><td>17-22</td> <td>21</td><td>19</td> </tr> <tr> <td>MM 622</td><td>673</td><td>991</td> <td>533</td><td>495</td><td>432-559</td> <td>533</td><td>483</td> </tr> </table>			OVERALL DIMENSIONS			SEAT DIMENSIONS			BACK DIMENSIONS			W	D	H	W	D	H	W	H	IN 24.5	26.5	39	21	19.5	17-22	21	19	MM 622	673	991	533	495	432-559	533	483	<p>RTA 1 courier 1 per carton</p>		
			OVERALL DIMENSIONS			SEAT DIMENSIONS			BACK DIMENSIONS																																
W	D	H	W	D	H	W	H																																		
IN 24.5	26.5	39	21	19.5	17-22	21	19																																		
MM 622	673	991	533	495	432-559	533	483																																		
 <p>Armchair w/Fixed Height Loop Arms COM: 1.75 YD 1.6 M Unit weight: 29 LB 13.2 KG Carton weight: 33 LB 14.97 KG Carton volume: 10 FT³ 0.28 MT³</p>	<p>Cantilever sled base. Base available in Black finish only.</p>	<p>Ergonomic features: M, N</p>	<table border="1"> <tr> <td>4565</td><td>698</td><td>754</td><td>801</td><td>856</td><td>945</td><td>1027</td><td>1109</td><td>1181</td><td>1270</td><td>1354</td><td>1468</td><td>1629</td> </tr> </table>												4565	698	754	801	856	945	1027	1109	1181	1270	1354	1468	1629														
			4565	698	754	801	856	945	1027	1109	1181	1270	1354	1468	1629																										
			<table border="1"> <tr> <th colspan="3">OVERALL DIMENSIONS</th> <th colspan="3">SEAT DIMENSIONS</th> <th colspan="3">BACK DIMENSIONS</th> </tr> <tr> <th>W</th><th>D</th><th>H</th> <th>W</th><th>D</th><th>H</th> <th>W</th><th>H</th> </tr> <tr> <td>IN 24.5</td><td>26.5</td><td>37</td> <td>21</td><td>19.5</td><td>18</td> <td>21</td><td>19</td> </tr> <tr> <td>MM 622</td><td>673</td><td>940</td> <td>533</td><td>495</td><td>457</td> <td>533</td><td>483</td> </tr> </table>			OVERALL DIMENSIONS			SEAT DIMENSIONS			BACK DIMENSIONS			W	D	H	W	D	H	W	H	IN 24.5	26.5	37	21	19.5	18	21	19	MM 622	673	940	533	495	457	533	483	<p>RTA 2 courier 1 per carton</p>		
			OVERALL DIMENSIONS			SEAT DIMENSIONS			BACK DIMENSIONS																																
W	D	H	W	D	H	W	H																																		
IN 24.5	26.5	37	21	19.5	18	21	19																																		
MM 622	673	940	533	495	457	533	483																																		

DESCRIPTION	FEATURES	MODEL #	STANDARD TEXTILE GRADES														
			1	2	3	4	5	6	7	8	9	10	11	12			
 <p>HB Multi-Tilter w/Adjustable (TD) Arms COM: 2 YD 1.83 M Unit weight: 50 LB 22.7 KG Carton weight: 54 LB 24.49 KG Carton volume: 11 FT³ 0.31 MT³</p>	 <p>ADJUSTMENTS (1) Tilt tension (2) Pneumatic seat height (3) Back angle (4) Seat angle (6) Back/lumbar height (9) Infinite position tilt lock</p>	4570-3	1129	1193	1247	1309	1411	1505	1599	1681	1783	1879	2009	2193			
			OVERALL DIMENSIONS			SEAT DIMENSIONS			BACK DIMENSIONS								
			W	D	H	W	D	H	W	H							
			IN 26.5 MM 673	26.5 673	47 1194	22 559	19 483	17-21 432-533	21.5 546	26-28 660-711							
			RTA 2		1 per carton												
 <p>MB Multi-Tilter w/Adjustable (TD) Arms COM: 1.75 YD 1.6 M Unit weight: 48 LB 21.8 KG Carton weight: 52 LB 23.59 KG Carton volume: 9.5 FT³ 0.26 MT³</p>	 <p>ADJUSTMENTS (1) Tilt tension (2) Pneumatic seat height (3) Back angle (4) Seat angle (6) Back/lumbar height (9) Infinite position tilt lock</p>	4571-3	1073	1129	1176	1231	1320	1402	1484	1556	1645	1729	1843	2004			
			OVERALL DIMENSIONS			SEAT DIMENSIONS			BACK DIMENSIONS								
			W	D	H	W	D	H	W	H							
			IN 26.5 MM 673	26 660	41 1041	22 559	19 483	17-21 432-533	21 533	20.5-22.5 521-572							
			RTA 2		1 per carton												

FACTOR

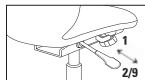


model 5540

Seat height from floor	Standard cylinder (4G)	High cylinder (5G)
Tilter mechanism (-4)	17" - 21"	18" - 23"
Task mechanism (-6)	16" - 20"	17" - 22"
Weight sensing synchro-tilter mechanism (-8)	17.25" - 21.25"	18.25" - 22.25"

MECHANISM OPTIONS:

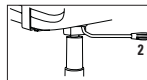
Tilter mechanism (-4)



ADJUSTMENTS
 (1) Tilt tension
 (2) Pneumatic seat height
 (9) Upright position tilt lock
 Center tilt action

Ergonomic features:
 A, B, C, D, H, M, N, Q, S, U

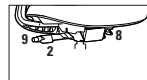
Task mechanism (-6)



ADJUSTMENTS
 (2) Pneumatic seat height
 20" diameter Chrome footrest (stools only)

Ergonomic features:
 C, M, N, U

Weight sensing synchro-tilter mechanism (-8)



ADJUSTMENTS
 Automatic tilt tension
 (2) Pneumatic seat height
 (8) Sliding seat depth
 (9) Multi position tilt lock

Ergonomic features:
 A, B, C, D, E, H, L, M, N, Q, U

Factor Multi-Purpose Chairs



For Factor multi-purpose chairs, please see page 150.

STANDARD FEATURES

- Factor is a value seating series with a full spectrum of mesh colors. Effective July 2023, seat was improved with a softer sit, a better ride to suit a wider range of users and a redesigned lumbar pad for optimal support.
- Adjustable lumbar support is standard on all models. Height adjustable and split down the middle to flex independently side-to-side.
- Side activated sliding seat depth adjustment is standard on weight sensing synchro-tilter control mechanism. Seat depth: 16.5" - 19.5" (419-495mm).
- Standard with fixed, forward swept arms (U1).
- Standard with Global's high quality Soft Descent™ pneumatic lift which slowly and gently lowers the seat height of the chair making it easy to obtain the exact seat height you desire.
- Five prong, injection molded, fiberglass reinforced nylon Black base with (C82) dual wheel carpet casters. Base will match frame color selection; casters coordinate with base color.
- Upholstery options: fabric, vinyl or leather. Vinyl and leather models may feature stitch detail across the seat and/or back cushions, if applicable.

OPTIONAL FEATURES


- Optional height adjustable arms (U2) and height adjustable arms with sliding armcaps (U3) are available. Self-skinned urethane (SSU) armcaps will match the selected frame color (Black or Shadow); Cloud frame comes with coordinating Fog armcaps.
- For additional arms/caster options, please refer to the Arm and Caster section (page 353). *Optional casters may be priced higher than the standard casters for your chair and the difference will be charged. Lower priced optional casters will not be credited.*
- Model number**
5540 High back with arms.
5540NA High back, no arms.
5541 Medium back with arms.
5541NA Medium back, no arms.
5546 Medium task stool with arms (task mechanism only).
5546NA Medium task stool, no arms (task mechanism only).
- Mesh back** (colors shown on website)
(P1) Snow **(P8)** Mocha
(P2) Sand **(P9)** Eggplant
(P3) Pewter **(Q1)** Buzz Blue
(P4) Silver Grey **(Q2)** Poppy
(P5) Charcoal **(Q3)** Pumpkin
(P6) Black **(Q4)** Lime
- Textile**
 Specify textile code for seat.
- Frame color**
(BK) Black. No upcharge.
(IC) Cloud. Add \$62.
(SH) Shadow. Add \$62.
- Arms**
(U1) Fixed height arms (9"). No upcharge.
(U2) Height adjustable arms (7.75"-11.75"). Add \$56.
(U3) Height adjustable arms w/sliding armcaps (7.75"-11.75"). Add \$70.
- Base**
(B7) Nylon base (color matches frame). No upcharge.
(A7) Polished aluminum B7A base. Add \$131.
- Mechanism**
(4) Tilter mechanism. Add \$42.
(6) Task mechanism. No upcharge.
(8) Weight sensing synchro-tilter mechanism. Add \$59.
- Casters**
(82) C82 dual wheel carpet casters. No upcharge.
(8R) C82R dual wheel hard floor casters. Add \$21.
- Cylinder**
(4G) Standard (4"). No upcharge.
(5G) High (5"). No upcharge.



Please add option codes in the following order:

EXAMPLE FACTOR ORDER CODE:

5541	-P5	-FU75	-8	-SH	-U3	-B7	-8R	-4G
------	-----	-------	----	-----	-----	-----	-----	-----

Model # Mesh back Textile Mechanism Frame color Arms Base Casters Cylinder

DESCRIPTION	FEATURES	MODEL #	STANDARD TEXTILE GRADES											
			1	2	3	4	5	6	7	8	9	10	11	12
 <p>High Back COM: 0.75 YD 0.69 M Unit weight: 35 LB 15.9 KG Carton weight: 47 LB 21.32 KG Carton volume: 10.5 FT³ 0.29 MT³</p>	See series notes for mechanism options.	5540	695	719	739	763	801	836	871	902	940	976	1025	1094
		5540NA	632	656	676	700	738	773	808	839	877	913	962	1031
			OVERALL DIMENSIONS			SEAT DIMENSIONS			BACK DIMENSIONS					
			W	D	H	W	D	H	W	H				
			IN 26.5	24	41.5	20	17.5	16-20	18.5	23				
			MM 673	610	1054	508	445	406-508	470	584				
			RTA 2		1 per carton									

DESCRIPTION	FEATURES	MODEL #	STANDARD TEXTILE GRADES													
			1	2	3	4	5	6	7	8	9	10	11	12		
 <p>Medium Back COM: 0.75 YD 0.69 M Unit weight: 34 LB 15.5 KG Carton weight: 46 LB 20.87 KG Carton volume: 10.5 FT³ 0.29 MT³</p>	<p>See series notes for mechanism options.</p>	5541	684	708	728	752	790	825	860	891	929	965	1014	1083		
		With arms														
		5541NA	620	644	664	688	726	761	796	827	865	901	950	1019		
		Armless														
		OVERALL DIMENSIONS			SEAT DIMENSIONS			BACK DIMENSIONS								
		W D H			W D H			W H								
		IN 26.5 24 39			20 17.5 16-20			18.5 20								
		MM 673 610 991			508 445 406-508			470 508								
		RTA 2			1 per carton											
		 <p>Medium Back Stool COM: 0.75 YD 0.69 M Unit weight: 40 LB 18.2 KG Carton weight: 52 LB 23.59 KG Carton volume: 10.5 FT³ 0.29 MT³</p>	<p>See series notes for mechanism options.</p>	5546	872	896	916	940	978	1013	1048	1079	1117	1153	1202	1271
With arms																
5546NA	810			834	854	878	916	951	986	1017	1055	1091	1140	1209		
Armless																
OVERALL DIMENSIONS				SEAT DIMENSIONS			BACK DIMENSIONS									
W D H				W D H			W H									
IN 26.5 23.5 49				20 17.5 23.75-33.75			18.5 20.5									
MM 673 597 1245				508 445 603-857			470 521									
RTA 2				1 per carton												

G1 ERGO SELECT



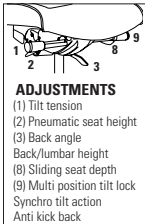
model 7331-8 G5



model 7333-8 G5

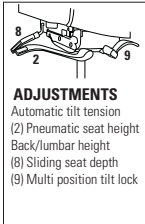
MECHANISM OPTIONS:

Synchro-tilter mechanism (-0)



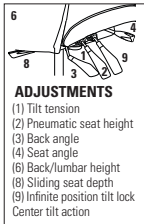
ADJUSTMENTS
 (1) Tilt tension
 (2) Pneumatic seat height
 (3) Back angle
 Back/lumbar height
 (8) Sliding seat depth
 (9) Multi position tilt lock
 Synchro tilt action
 Anti kick back

Weight sensing synchro-tilter mechanism (-8)



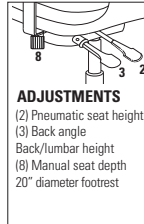
ADJUSTMENTS
 Automatic tilt tension
 (2) Pneumatic seat height
 Back/lumbar height
 (8) Sliding seat depth
 (9) Multi position tilt lock

Multi-tilter mechanism (-3)



ADJUSTMENTS
 (1) Tilt tension
 (2) Pneumatic seat height
 (3) Back angle
 (4) Seat angle
 (6) Back/lumbar height
 (8) Sliding seat depth
 (9) Infinite position tilt lock
 Center tilt action

Posture task mechanism (-7)



ADJUSTMENTS
 (2) Pneumatic seat height
 (3) Back angle
 Back/lumbar height
 (8) Manual seat depth
 20" diameter footrest

STANDARD FEATURES

- G1 Ergo Select was designed to provide exceptional support and comfort throughout the work day.
- Available in three back heights and three seat sizes, varying in depth and width, to fit a person's body type and movements while at work.
- Adjustable lumbar support is standard on all models.
- Stitch detail on edges of seat and back is discrete, using matched thread as standard.
- Choice of three mechanisms; synchro-tilter, multi-tilter and weight sensing synchro-tilter. Stool model available with posture task mechanism only.
- Standard with Global's high quality Soft Descent™ pneumatic lift which slowly and gently lowers the seat height of the chair making it easy to obtain the exact seat height you desire.
- Standard with height and width adjustable (G5) arms with sliding armcaps. Armcaps also articulate inwards and outwards to aim toward the keyboard or mouse area.
- G1 Ergo Select is fully compliant with latest BIFMA G1, GSA and CGSB specifications.
- Five prong, injection molded, fiberglass reinforced nylon Black base with (C82) dual wheel carpet casters.
- Upholstery options: fabric, vinyl or leather. Vinyl and leather models may feature stitch detail across the seat and/or back cushions, if applicable.

OPTIONAL FEATURES

- Upholstery is available with exaggerated top stitch detail (heavier thread). 14 coordinating or contrasting colors may be selected. Please specify.
- Optional Ergo Select arms are height (4") and width adjustable with sliding armcaps. Armcaps also articulate inwards (25°) and outwards (25°) to aim toward the keyboard or mouse area.
- For additional arms/caster options, please refer to the Arm and Caster section (page 353). *Optional casters may be priced higher than the standard casters for your chair and the difference will be charged. Lower priced optional casters will not be credited.*






Please add option codes in the following order:

- Model number**
7331 Medium back with arms.
7332 High back with arms.
7333 Extended high back with arms.
7336 Medium task stool with arms (posture task mechanism only).
7336NA Medium task stool, no arms (posture task mechanism only).
- Textile**
 Specify textile code.
- Mechanism**
(0) Synchro-tilter mechanism. No upcharge.
(3) Multi-tilter mechanism. No upcharge.
(8) Weight sensing synchro-tilter mechanism. No upcharge.
(7) Posture task mechanism (models 7336 / 7336NA only). No upcharge.
- Seat size**
(P) Petite
(S) Standard
(G) Generous
- Arms**
(G5) G5 arms. No upcharge.
(H1) Ergo Select arms. Add \$66.
(H2) Ergo Select arms w/wide armcaps. Add \$106.
- Base**
(B7) Black nylon B7B base. No upcharge.
(A7) Polished aluminum B7A base. Add \$131.
- Cylinder (models 7331, 7332 and 7333 only)**
(4L) Standard (4"). No upcharge.
(5L) High (5"). No upcharge.
(4S) Short (4"). Seat height: 14.8" - 18.8". Seat height range achieved with weight sensing synchro-tilter mechanism only. No upcharge.
- Casters**
(B2) C82 dual wheel carpet casters. No upcharge.
(B8) C82R dual wheel hard floor casters. Add \$21.
- Stitch detail**
(MS) Color matched stitching. Decorative top stitch. No upcharge.
(XP) Black
(XG) Copen
(XK) Mahogany
(XH) Navy #3
(XF) Nickel
(XL) Rubytone
(XC) Smoke
(XB) Beige
(XA) Graphite
(XJ) Natural
(XD) New Grey
(XN) Off-White
(XI) Scarlett
(XE) Taupe
 (colors shown on website)

EXAMPLE G1 ERGO SELECT ORDER CODE:

7332	-WA53	-8	-S	-H1	-B7	-4L	-82	-MS
Model #	Textile	Mechanism	Seat size	Arms	Base	Cylinder	Casters	Stitch detail

G1 Ergo Select dimensional information: based on measurements with multi-tilter mechanism				
	Distance between arms	Standard arm height	Seat depth range	Standard seat height
Petite seat (P) Soft Decent 4" lift (4L) & (H1) arms	15.25" - 20.75" = 5.5" adjustment 387mm - 527mm = 140mm adj.	7.3" - 11.4" 185mm - 290mm	15.75" - 18.75" 400mm - 475mm	16.5" - 20.5" 419mm - 521mm
Standard seat (S) Soft Decent 4" lift (4L) & (H1) arms	16" - 21.5" = 5.5" adjustment 406mm - 546mm = 140mm adj.		16.5" - 19.5" 419mm - 495mm	
Generous seat (G) Soft Decent 4" lift (4L) & (H1) arms	17.25" - 22.75" = 5.5" adjustment 438mm - 578mm = 140mm adj.		17.25" - 19.5" 438mm - 495mm	

DESCRIPTION	FEATURES	MODEL #	STANDARD TEXTILE GRADES													
			1	2	3	4	5	6	7	8	9	10	11	12		
 <p>Medium Back w/Arms COM: 1.65 YD 1.51 M Unit weight: 54 LB 24.5 KG Carton weight: 66 LB 29.94 KG Carton volume: 10.5 FT³ 0.29 MT³</p>	<p>See series notes for mechanism options.</p> <p>* Standard seat</p>	7331	1099	1152	1196	1248	1332	1409	1487	1554	1638	1718	1825	1977		
			OVERALL DIMENSIONS			SEAT DIMENSIONS*			BACK DIMENSIONS							
			W	D	H	W	D	H	W	H						
			IN 24.5	23	41	19.75	16.5-19.5	16.5-20.5	19	22						
			MM 622	584	1041	502	419-495	419-521	483	559						
			RTA 2	1 per carton												
 <p>High Back w/Arms COM: 1.75 YD 1.6 M Unit weight: 56 LB 25.5 KG Carton weight: 68 LB 30.84 KG Carton volume: 10.5 FT³ 0.29 MT³</p>	<p>See series notes for mechanism options.</p> <p>* Standard seat</p>	7332	1124	1180	1227	1282	1371	1453	1535	1607	1696	1780	1894	2055		
			OVERALL DIMENSIONS			SEAT DIMENSIONS*			BACK DIMENSIONS							
			W	D	H	W	D	H	W	H						
			IN 24.5	23	44.5	19.75	16.5-19.5	16.5-20.5	19	24.5						
			MM 622	584	1130	502	419-495	419-521	483	622						
			RTA 2	1 per carton												
 <p>Extended High Back w/Arms COM: 2 YD 1.83 M Unit weight: 58 LB 26.4 KG Carton weight: 71 LB 32.21 KG Carton volume: 11 FT³ 0.31 MT³</p>	<p>See series notes for mechanism options.</p> <p>* Standard seat</p>	7333	1149	1213	1267	1330	1431	1525	1619	1701	1803	1899	2029	2213		
			OVERALL DIMENSIONS			SEAT DIMENSIONS*			BACK DIMENSIONS							
			W	D	H	W	D	H	W	H						
			IN 24.5	23	50	19.75	16.5-19.5	16.5-20.5	19	27						
			MM 622	584	1270	502	419-495	419-521	483	686						
			RTA 2	1 per carton												
 <p>Medium Back Stool COM: 1.65 YD 1.51 M Unit weight: 47 LB 21.4 KG Carton weight: 59 LB 26.76 KG Carton volume: 10.5 FT³ 0.29 MT³</p>	<p>See series notes for mechanism options.</p> <p>* Standard seat</p>	7336 With arms	1273	1326	1370	1422	1506	1583	1661	1728	1812	1892	1999	2151		
			OVERALL DIMENSIONS			SEAT DIMENSIONS*			BACK DIMENSIONS							
		W	D	H	W	D	H	W	H							
		IN 24	22.5	46	19.75	16	22-30	19	22							
		MM 610	572	1168	502	406	559-762	483	559							
			RTA 2	1 per carton												
 <p>Medium Back Stool COM: 1.65 YD 1.51 M Unit weight: 47 LB 21.4 KG Carton weight: 59 LB 26.76 KG Carton volume: 10.5 FT³ 0.29 MT³</p>	<p>See series notes for mechanism options.</p> <p>* Standard seat</p>	7336NA Armless	1211	1264	1308	1360	1444	1521	1599	1666	1750	1830	1937	2089		
			OVERALL DIMENSIONS			SEAT DIMENSIONS*			BACK DIMENSIONS							
		W	D	H	W	D	H	W	H							
		IN 24	22.5	46	19.75	16	22-30	19	22							
		MM 610	572	1168	502	406	559-762	483	559							
			RTA 2	1 per carton												

G20



model 6007



Lumbar Support
Automatic lumbar tension mechanism naturally adjusts to your posture while in upright or reclined position. The lumbar is also height adjustable.



Optional Fixed "C" Arm


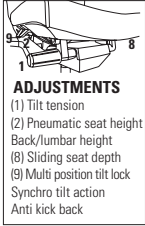
STANDARD FEATURES

- The striped mesh back is composed of alternating vertical rows of clear elastomeric yarns and polyester yarns. This provides a very responsive back support.
- The inside of the mesh back is Black while the outside of the mesh is Silver to coordinate with the polished aluminum trim. Only available in a Black mesh back with Black arms and frame.
- Synchronized mechanism allows the back to smoothly tilt, while the seat gently reclines and slides to the rear. The seat does not lift up and keeps feet planted on floor. Four tilt positions, locks and infinite free float.
- Height adjustable self-skinned urethane (SSU) arms with sliding and pivoting armcaps.
- Independent lumbar adjustment on back (2.5" of height adjustment range on each side).
- Standard with Global's high quality Soft Descent™ pneumatic lift which slowly and gently lowers the seat height of the chair making it easy to obtain the exact seat height you desire.
- Adjustable tilt tension knob located beside the seat. Simply rotate the knob for user preference.

- Side activated sliding seat depth adjustment is standard.
- Base and frame are standard in polished aluminum with dual wheel carpet casters (**C82**).
- Upholstery options: fabric, vinyl or leather. Vinyl and leather models may feature stitch detail across the seat and/or back cushions, if applicable.

OPTIONAL FEATURES

- An optional Black nylon base (**B7B**) is available, please specify. No upcharge.
- Optional fixed aluminum "C" arms with SSU armcaps (**DF**) are available, please specify. No upcharge.
- For hard surface flooring casters, please specify (**C9R**). Add \$21.

DESCRIPTION	FEATURES	MODEL #	STANDARD TEXTILE GRADES																																	
			1	2	3	4	5	6	7	8	9	10	11	12																						
 <p>Synchro-Tilter Black Frame COM: 1 YD 0.91 M Unit weight: 46 LB 20.9 KG Carton weight: 53 LB 24.04 KG Carton volume: 11 FT³ 0.31 MT³</p>	 <p>ADJUSTMENTS (1) Tilt tension (2) Pneumatic seat height Back/lumbar height (8) Sliding seat depth (9) Multi position tilt lock Synchro tilt action Anti kick back</p>	6007	1634	1666	1693	1724	1775	1822	1869	1910	1961	2009	2074	2166																						
		<table border="1"> <thead> <tr> <th rowspan="2"></th> <th colspan="3">OVERALL DIMENSIONS</th> <th colspan="3">SEAT DIMENSIONS</th> <th colspan="2">BACK DIMENSIONS</th> </tr> <tr> <th>W</th> <th>D</th> <th>H</th> <th>W</th> <th>D</th> <th>H</th> <th>W</th> <th>H</th> </tr> </thead> <tbody> <tr> <td>IN</td> <td>25.5</td> <td>23</td> <td>41.5</td> <td>19.5</td> <td>16-18.5</td> <td>17.75-22.75</td> <td>19</td> <td>22</td> </tr> <tr> <td>MM</td> <td>648</td> <td>584</td> <td>1054</td> <td>495</td> <td>406-470</td> <td>451-578</td> <td>483</td> <td>559</td> </tr> </tbody> </table>		OVERALL DIMENSIONS			SEAT DIMENSIONS			BACK DIMENSIONS		W	D	H	W	D	H	W	H	IN	25.5	23	41.5	19.5	16-18.5	17.75-22.75	19	22	MM	648	584	1054	495	406-470	451-578	483
	OVERALL DIMENSIONS			SEAT DIMENSIONS			BACK DIMENSIONS																													
	W	D	H	W	D	H	W	H																												
IN	25.5	23	41.5	19.5	16-18.5	17.75-22.75	19	22																												
MM	648	584	1054	495	406-470	451-578	483	559																												

Ergonomic features:
A, B, C, D, E, H, L, M, N, Q, R, U

GLOBAL ACCORD



model 2670-2



model 2670-2



model 2671-4



model 2676-2


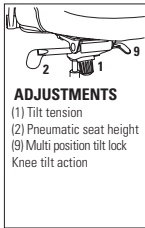


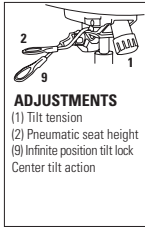

STANDARD FEATURES


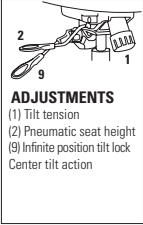

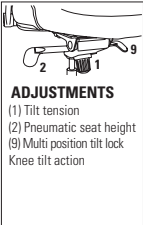


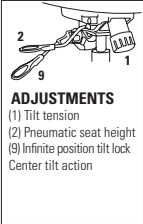


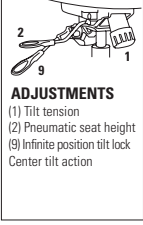

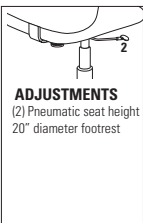

- Global Accord offers an elegant and refined design that features a sling back style that molds to and evenly supports the back and spine.
- Cast aluminum with a mirror finish accent the arms and base.
- Standard with soft, durable, self-skinned urethane (SSU) armcaps that are warm to the touch. Black only.
- All models are standard with a five prong, polished cast aluminum base with dual wheel carpet casters (C1).
- Standard with Global's high quality Soft Descent™ pneumatic lift which slowly and gently lowers the seat height of the chair making it easy to obtain the exact seat height you desire.
- Pedestal base models provide fixed location seating for use in auditoriums, classrooms, jury boxes, public venues and more. The base must be mounted to the floor (mounting hardware not included). See Pedestal Base Installation Guide on website for details.
- Mesh back models are available featuring a breathable mesh sling style back in 24 brilliant Vue colors: Sandy Beach (VU10), Desert Sand (VU11), Orange Sunset (VU12), Chocolate Fountain (VU13), Arctic Blue (VU14), Quarry Grey (VU15), Tidal Wave (VU16), Ivy Moss (VU17), Red Rose (VU18), Coal Black (VU19), White (VU20), Lime (VU21), Chartreuse (VU23), Pool Blue (VU26), Sky (VU28), Primary Blue (VU32), Tangerine (VU34), Paprika (VU37), Grain (VU40), Yellow (VU43), Silver Grey (VU55), Silver (VU63), Hot Pink (VU65) and Red Mittens (VU70). Please specify.
- Upholstery options (upholstered back models): fabric, vinyl or leather. Vinyl and leather models may feature stitch detail across the seat and/or back cushions, if applicable.


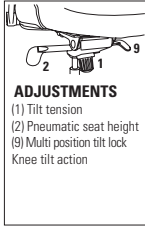


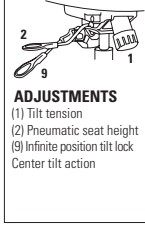


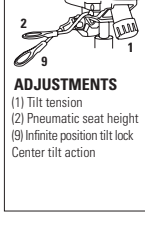

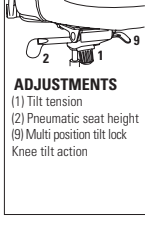


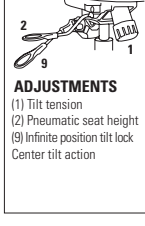

OPTIONAL FEATURES

- There are no arm options for this series.
- Optional Black plastic base (B5B) with aluminum arms combination. No upcharge.
- Seat available in memory foam, please specify (MF). Add \$106.
- For hard surface flooring casters, please specify (C9R). Add \$21.
- For additional caster options, please refer to the Arm and Caster section (page 353). *Optional casters may be priced higher than the standard casters for your chair and the difference will not be credited.*
- Pedestal base models have Black bases with 2" height adjustable cylinders, please specify: (SH) Swivel, auto return to max height. No upcharge. (SN) Non-swivel, auto return to max height. Add \$16. (SC) Swivel, auto return to center and return to max height. Add \$26.



DESCRIPTION	FEATURES	MODEL #	STANDARD TEXTILE GRADES													
			1	2	3	4	5	6	7	8	9	10	11	12		
 <p>HB Knee-Tilter - Upholstered Back COM: 2 YD 1.83 M Unit weight: 41 LB 18.6 KG Carton weight: 46 LB 20.87 KG Carton volume: 13 FT³ 0.36 MT³</p>	 <p>ADJUSTMENTS (1) Tilt tension (2) Pneumatic seat height (9) Multi position tilt lock Knee tilt action</p> <p>Ergonomic features: A, B, C, J, M, N, U</p>	2670-2	1185	1249	1303	1365	1467	1561	1655	1737	1839	1935	2065	2249		
		OVERALL DIMENSIONS			SEAT DIMENSIONS			BACK DIMENSIONS								
		W	D	H	W	D	H	W	H							
		IN 25 MM 635	25 635	44 1118	20 508	19 483	18-22 457-559	18.5 470	23 584							
		RTA 1		1 per carton												
 <p>HB Tilter - Upholstered Back COM: 2 YD 1.83 M Unit weight: 38 LB 17.3 KG Carton weight: 43 LB 19.5 KG Carton volume: 10.75 FT³ 0.3 MT³</p>	 <p>ADJUSTMENTS (1) Tilt tension (2) Pneumatic seat height (9) Infinite position tilt lock Center tilt action</p> <p>Ergonomic features: A, B, C, M, N, S, U</p>	2670-4	1027	1091	1145	1207	1309	1403	1497	1579	1681	1777	1907	2091		
		OVERALL DIMENSIONS			SEAT DIMENSIONS			BACK DIMENSIONS								
		W	D	H	W	D	H	W	H							
		IN 25 MM 635	25 635	42.5 1080	20 508	19 483	17-21 432-533	18.5 470	23 584							
		RTA 1		1 per carton												

DESCRIPTION	FEATURES	MODEL #	STANDARD TEXTILE GRADES													
			1	2	3	4	5	6	7	8	9	10	11	12		
 <p>HB Tilter - Upholstered Back Pedestal Base COM: 2 YD 1.83 M Unit weight: 39 LB 17.7 KG Carton weight: 47 LB 21.32 KG Carton volume: 10.75 FT³ 0.3 MT³</p>	 <p>ADJUSTMENTS (1) Tilt tension (2) Pneumatic seat height (9) Infinite position tilt lock Center tilt action</p>	2670-4PB	1256	1320	1374	1436	1538	1632	1726	1808	1910	2006	2136	2320		
		OVERALL DIMENSIONS			SEAT DIMENSIONS			BACK DIMENSIONS								
		W D H			W D H			W H								
		IN 25 25 41			20 19 16.5-18.5			18.5 23								
		MM 635 635 1041			508 483 419-470			470 584								
Ergonomic features: A, B, C, M, N, S		RTA 1	1 per carton													
 <p>MB Knee-Tilter - Upholstered Back COM: 1.75 YD 1.6 M Unit weight: 38 LB 17.3 KG Carton weight: 43 LB 19.5 KG Carton volume: 10.75 FT³ 0.3 MT³</p>	 <p>ADJUSTMENTS (1) Tilt tension (2) Pneumatic seat height (9) Multi position tilt lock Knee tilt action</p>	2671-2	1147	1203	1250	1305	1394	1476	1558	1630	1719	1803	1917	2078		
		OVERALL DIMENSIONS			SEAT DIMENSIONS			BACK DIMENSIONS								
		W D H			W D H			W H								
		IN 25 25 38.5			20 19 18-22			18.5 18								
		MM 635 635 978			508 483 457-559			470 457								
Ergonomic features: A, B, C, J, M, N, U		RTA 1		1 per carton												
 <p>MB Tilter - Upholstered Back COM: 1.75 YD 1.6 M Unit weight: 35 LB 15.9 KG Carton weight: 40 LB 18.14 KG Carton volume: 10.75 FT³ 0.3 MT³</p>	 <p>ADJUSTMENTS (1) Tilt tension (2) Pneumatic seat height (9) Infinite position tilt lock Center tilt action</p>	2671-4	988	1044	1091	1146	1235	1317	1399	1471	1560	1644	1758	1919		
		OVERALL DIMENSIONS			SEAT DIMENSIONS			BACK DIMENSIONS								
		W D H			W D H			W H								
		IN 25 25 37			20 19 17-21			18.5 18								
		MM 635 635 940			508 483 432-533			470 457								
Ergonomic features: A, B, C, M, N, S, U		RTA 1		1 per carton												
 <p>MB Tilter - Upholstered Back Pedestal Base COM: 1.75 YD 1.6 M Unit weight: 36 LB 16.4 KG Carton weight: 44 LB 19.96 KG Carton volume: 10.75 FT³ 0.3 MT³</p>	 <p>ADJUSTMENTS (1) Tilt tension (2) Pneumatic seat height (9) Infinite position tilt lock Center tilt action</p>	2671-4PB	1218	1274	1321	1376	1465	1547	1629	1701	1790	1874	1988	2149		
		OVERALL DIMENSIONS			SEAT DIMENSIONS			BACK DIMENSIONS								
		W D H			W D H			W H								
		IN 25 25 36			20 19 16.5-18.5			18.5 18								
		MM 635 635 914			508 483 419-470			470 457								
Ergonomic features: A, B, C, M, N, S		RTA 1	1 per carton													
 <p>MB Stool - Upholstered Back COM: 1.75 YD 1.6 M Unit weight: 44 LB 20 KG Carton weight: 48 LB 21.77 KG Carton volume: 10.75 FT³ 0.3 MT³</p>	 <p>ADJUSTMENTS (2) Pneumatic seat height 20" diameter footrest</p>	2672-6	1177	1233	1280	1335	1424	1506	1588	1660	1749	1833	1947	2108		
		OVERALL DIMENSIONS			SEAT DIMENSIONS			BACK DIMENSIONS								
		W D H			W D H			W H								
		IN 25 26 46.5			20 19 22.75-32.75			18.5 18								
		MM 635 660 1181			508 483 578-832			470 457								
Ergonomic features: C, M, N, U		RTA 1		1 per carton												

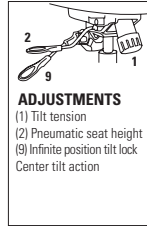
DESCRIPTION	FEATURES	MODEL #	STANDARD TEXTILE GRADES																																												
			1	2	3	4	5	6	7	8	9	10	11	12																																	
 <p>Mesh HB Knee-Tilter COM: 1 YD 0.91 M Unit weight: 41 LB 18.6 KG Carton weight: 46 LB 20.87 KG Carton volume: 13 FT³ 0.36 MT³</p>	 <p>ADJUSTMENTS (1) Tilt tension (2) Pneumatic seat height (9) Multi position tilt lock Knee tilt action</p>	<p>Ergonomic features: A, B, C, J, M, N, U</p>	<table border="1"> <tr> <th colspan="3">OVERALL DIMENSIONS</th> <th colspan="3">SEAT DIMENSIONS</th> <th colspan="3">BACK DIMENSIONS</th> </tr> <tr> <th>W</th><th>D</th><th>H</th> <th>W</th><th>D</th><th>H</th> <th>W</th><th>H</th> </tr> <tr> <td>IN 25</td><td>25</td><td>44</td> <td>20</td><td>19</td><td>18-22</td> <td>18.5</td><td>23</td> </tr> <tr> <td>MM 635</td><td>635</td><td>1118</td> <td>508</td><td>483</td><td>457-559</td> <td>470</td><td>584</td> </tr> </table>												OVERALL DIMENSIONS			SEAT DIMENSIONS			BACK DIMENSIONS			W	D	H	W	D	H	W	H	IN 25	25	44	20	19	18-22	18.5	23	MM 635	635	1118	508	483	457-559	470	584
			OVERALL DIMENSIONS			SEAT DIMENSIONS			BACK DIMENSIONS																																						
			W	D	H	W	D	H	W	H																																					
			IN 25	25	44	20	19	18-22	18.5	23																																					
MM 635	635	1118	508	483	457-559	470	584																																								
<p>RTA 1  1 per carton</p>																																															
 <p>Mesh HB Tilter COM: 1 YD 0.91 M Unit weight: 38 LB 17.3 KG Carton weight: 43 LB 19.5 KG Carton volume: 10.75 FT³ 0.3 MT³</p>	 <p>ADJUSTMENTS (1) Tilt tension (2) Pneumatic seat height (9) Infinite position tilt lock Center tilt action</p>	<p>Ergonomic features: A, B, C, M, N, S, U</p>	<table border="1"> <tr> <th colspan="3">OVERALL DIMENSIONS</th> <th colspan="3">SEAT DIMENSIONS</th> <th colspan="3">BACK DIMENSIONS</th> </tr> <tr> <th>W</th><th>D</th><th>H</th> <th>W</th><th>D</th><th>H</th> <th>W</th><th>H</th> </tr> <tr> <td>IN 25</td><td>25</td><td>42.5</td> <td>20</td><td>19</td><td>17-21</td> <td>18.5</td><td>23</td> </tr> <tr> <td>MM 635</td><td>635</td><td>1080</td> <td>508</td><td>483</td><td>432-533</td> <td>470</td><td>584</td> </tr> </table>												OVERALL DIMENSIONS			SEAT DIMENSIONS			BACK DIMENSIONS			W	D	H	W	D	H	W	H	IN 25	25	42.5	20	19	17-21	18.5	23	MM 635	635	1080	508	483	432-533	470	584
			OVERALL DIMENSIONS			SEAT DIMENSIONS			BACK DIMENSIONS																																						
			W	D	H	W	D	H	W	H																																					
			IN 25	25	42.5	20	19	17-21	18.5	23																																					
MM 635	635	1080	508	483	432-533	470	584																																								
<p>RTA 1  1 per carton</p>																																															
 <p>Mesh HB Tilter Pedestal Base COM: 1 YD 0.91 M Unit weight: 39 LB 17.7 KG Carton weight: 47 LB 21.32 KG Carton volume: 10.75 FT³ 0.3 MT³</p>	 <p>ADJUSTMENTS (1) Tilt tension (2) Pneumatic seat height (9) Infinite position tilt lock Center tilt action</p>	<p>Ergonomic features: A, B, C, M, N, S</p>	<table border="1"> <tr> <th colspan="3">OVERALL DIMENSIONS</th> <th colspan="3">SEAT DIMENSIONS</th> <th colspan="3">BACK DIMENSIONS</th> </tr> <tr> <th>W</th><th>D</th><th>H</th> <th>W</th><th>D</th><th>H</th> <th>W</th><th>H</th> </tr> <tr> <td>IN 25</td><td>25</td><td>41</td> <td>20</td><td>19</td><td>16.5-18.5</td> <td>18.5</td><td>23</td> </tr> <tr> <td>MM 635</td><td>635</td><td>1041</td> <td>508</td><td>483</td><td>419-470</td> <td>470</td><td>584</td> </tr> </table>												OVERALL DIMENSIONS			SEAT DIMENSIONS			BACK DIMENSIONS			W	D	H	W	D	H	W	H	IN 25	25	41	20	19	16.5-18.5	18.5	23	MM 635	635	1041	508	483	419-470	470	584
			OVERALL DIMENSIONS			SEAT DIMENSIONS			BACK DIMENSIONS																																						
			W	D	H	W	D	H	W	H																																					
			IN 25	25	41	20	19	16.5-18.5	18.5	23																																					
MM 635	635	1041	508	483	419-470	470	584																																								
<p>RTA 1 1 per carton</p>																																															
 <p>Mesh MB Knee-Tilter COM: 1 YD 0.91 M Unit weight: 38 LB 17.3 KG Carton weight: 43 LB 19.5 KG Carton volume: 10.75 FT³ 0.3 MT³</p>	 <p>ADJUSTMENTS (1) Tilt tension (2) Pneumatic seat height (9) Multi position tilt lock Knee tilt action</p>	<p>Ergonomic features: A, B, C, J, M, N, U</p>	<table border="1"> <tr> <th colspan="3">OVERALL DIMENSIONS</th> <th colspan="3">SEAT DIMENSIONS</th> <th colspan="3">BACK DIMENSIONS</th> </tr> <tr> <th>W</th><th>D</th><th>H</th> <th>W</th><th>D</th><th>H</th> <th>W</th><th>H</th> </tr> <tr> <td>IN 25</td><td>25</td><td>38.5</td> <td>20</td><td>19</td><td>18-22</td> <td>18.5</td><td>18</td> </tr> <tr> <td>MM 635</td><td>635</td><td>978</td> <td>508</td><td>483</td><td>457-559</td> <td>470</td><td>457</td> </tr> </table>												OVERALL DIMENSIONS			SEAT DIMENSIONS			BACK DIMENSIONS			W	D	H	W	D	H	W	H	IN 25	25	38.5	20	19	18-22	18.5	18	MM 635	635	978	508	483	457-559	470	457
			OVERALL DIMENSIONS			SEAT DIMENSIONS			BACK DIMENSIONS																																						
			W	D	H	W	D	H	W	H																																					
			IN 25	25	38.5	20	19	18-22	18.5	18																																					
MM 635	635	978	508	483	457-559	470	457																																								
<p>RTA 1  1 per carton</p>																																															
 <p>Mesh MB Tilter COM: 1 YD 0.91 M Unit weight: 35 LB 15.9 KG Carton weight: 40 LB 18.14 KG Carton volume: 10.75 FT³ 0.3 MT³</p>	 <p>ADJUSTMENTS (1) Tilt tension (2) Pneumatic seat height (9) Infinite position tilt lock Center tilt action</p>	<p>Ergonomic features: A, B, C, M, N, S, U</p>	<table border="1"> <tr> <th colspan="3">OVERALL DIMENSIONS</th> <th colspan="3">SEAT DIMENSIONS</th> <th colspan="3">BACK DIMENSIONS</th> </tr> <tr> <th>W</th><th>D</th><th>H</th> <th>W</th><th>D</th><th>H</th> <th>W</th><th>H</th> </tr> <tr> <td>IN 25</td><td>25</td><td>37</td> <td>20</td><td>19</td><td>17-21</td> <td>18.5</td><td>18</td> </tr> <tr> <td>MM 635</td><td>635</td><td>940</td> <td>508</td><td>483</td><td>432-533</td> <td>470</td><td>457</td> </tr> </table>												OVERALL DIMENSIONS			SEAT DIMENSIONS			BACK DIMENSIONS			W	D	H	W	D	H	W	H	IN 25	25	37	20	19	17-21	18.5	18	MM 635	635	940	508	483	432-533	470	457
			OVERALL DIMENSIONS			SEAT DIMENSIONS			BACK DIMENSIONS																																						
			W	D	H	W	D	H	W	H																																					
			IN 25	25	37	20	19	17-21	18.5	18																																					
MM 635	635	940	508	483	432-533	470	457																																								
<p>RTA 1  1 per carton</p>																																															

DESCRIPTION FEATURES MODEL # STANDARD TEXTILE GRADES



Mesh MB Tilter Pedestal Base

COM: 1 YD | 0.91 M
 Unit weight: 36 LB | 16.4 KG
 Carton weight: 44 LB | 19.96 KG
 Carton volume: 10.75 FT³ | 0.3 MT³



ADJUSTMENTS
 (1) Tilt tension
 (2) Pneumatic seat height
 (9) Infinite position tilt lock
 Center tilt action

Ergonomic features:
 A, B, C, M, N, S

MODEL #	1	2	3	4	5	6	7	8	9	10	11	12
2677-4PB	1338	1370	1397	1428	1479	1526	1573	1614	1665	1713	1778	1870

	OVERALL DIMENSIONS			SEAT DIMENSIONS			BACK DIMENSIONS	
	W	D	H	W	D	H	W	H

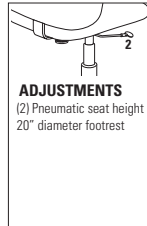
IN	25	25	36	20	19	16.5-18.5	18.5	18
MM	635	635	914	508	483	419-470	470	457

RTA 1 1 per carton



Mesh MB Stool

COM: 1 YD | 0.91 M
 Unit weight: 44 LB | 20 KG
 Carton weight: 48 LB | 21.77 KG
 Carton volume: 10.75 FT³ | 0.3 MT³



ADJUSTMENTS
 (2) Pneumatic seat height
 20" diameter footrest

Ergonomic features:
 C, M, N, U

MODEL #	1	2	3	4	5	6	7	8	9	10	11	12
2678-6	1297	1329	1356	1387	1438	1485	1532	1573	1624	1672	1737	1829

	OVERALL DIMENSIONS			SEAT DIMENSIONS			BACK DIMENSIONS	
	W	D	H	W	D	H	W	H

IN	25	26	47	20	19	23.5-33.5	18.5	18
MM	635	660	1194	508	483	597-851	470	457

RTA 1  1 per carton

GRANADA



model 3212 (3N)




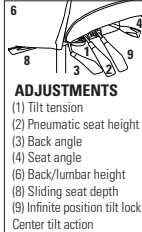


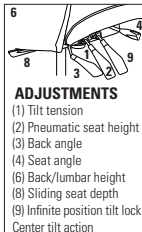


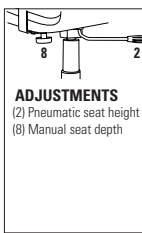

model 3217


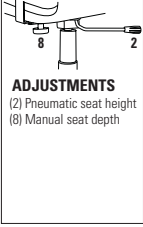


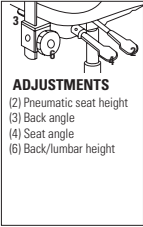


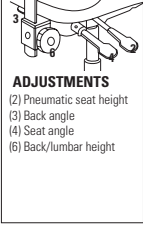


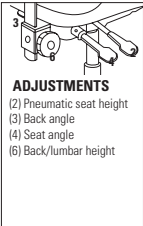

STANDARD FEATURES

- Features a sculpted back with pronounced lumbar support.
- Side activated sliding seat depth adjustment is standard on multi-tilters.
- Seat is standard with molded foam.
- Standard with height and width adjustable T-arms with curved urethane armcaps (3N) in Black only.
- Vari-Width (WA) width adjustable arm extensions are standard when chair is ordered with adjustable arms. Allows the arms to move away from the seat by 2" on each side to allow space if desired for broader hip widths.
- All models are standard with a five prong, injection molded, fiberglass reinforced nylon Black base with dual wheel carpet casters (C65).
- Base is available in Black only.
- All models (except stool models) are shipped partially KD.
- Stools are equipped with a 20" diameter, height adjustable Chrome footrest.
- Granada heavy duty models can be found under the Heavy Duty section (page 337).
- Upholstery options: fabric or vinyl only. When upholstered in vinyl, models may feature stitch detail across the seat and/or back cushions and additional wrinkling may occur around seat perimeter and outside back will be attached with decorative screws.

OPTIONAL FEATURES

- Optional abrasion resistant outer back fabric (polyester) is available. Resistant to impact damage. Available in Black only. Please specify (BKB). Add \$9.
- Available with back edge vinyl bumper guard option (EG). Add \$22.
- For hard surface flooring casters, please specify (C65R). Add \$21.
- For additional arm/caster options, please refer to the Arm and Caster section (page 353). *Optional casters may be priced higher than the standard casters for your chair and the difference will be charged. Lower priced optional casters will not be credited.*

DESCRIPTION	FEATURES	MODEL #	STANDARD TEXTILE GRADES											
			1	2	3	4	5	6	7	8	9	10	11	12
 <p>LB Multi-Tilter Plain Back COM: 1.5 YD 1.37 M Unit weight: 48 LB 21.8 KG Carton weight: 57 LB 25.85 KG Carton volume: 10.5 FT³ 0.29 MT³</p>	 <p>ADJUSTMENTS (1) Tilt tension (2) Pneumatic seat height (3) Back angle (4) Seat angle (6) Back/lumbar height (8) Sliding seat depth (9) Infinite position tilt lock Center tilt action</p>	3212	888	936	977	1023	1100	1170	1241	1302	1379	1451	1548	1686
			OVERALL DIMENSIONS			SEAT DIMENSIONS			BACK DIMENSIONS					
			W	D	H	W	D	H	W	H				
			IN 26	24	40	20.5	17-19.5	17.5-21.5	19	17.5-21.5				
MM 660	610	1016	521	432-495	445-546	483	445-546							
			RTA 2		1 per carton									
 <p>HB Multi-Tilter Plain Back COM: 1.75 YD 1.6 M Unit weight: 51 LB 23.2 KG Carton weight: 60 LB 27.22 KG Carton volume: 10.5 FT³ 0.29 MT³</p>	 <p>ADJUSTMENTS (1) Tilt tension (2) Pneumatic seat height (3) Back angle (4) Seat angle (6) Back/lumbar height (8) Sliding seat depth (9) Infinite position tilt lock Center tilt action</p>	3217	926	982	1029	1084	1173	1255	1337	1409	1498	1582	1696	1857
			OVERALL DIMENSIONS			SEAT DIMENSIONS			BACK DIMENSIONS					
			W	D	H	W	D	H	W	H				
			IN 26	24.5	43	20.5	17-19.5	17.5-21.5	19	21.5-25.5				
MM 660	622	1092	521	432-495	445-546	483	546-648							
			RTA 2		1 per carton									
 <p>LB Task Armless Plain Back COM: 1.5 YD 1.37 M Unit weight: 28 LB 12.7 KG Carton weight: 32 LB 14.51 KG Carton volume: 10.5 FT³ 0.29 MT³</p>	 <p>ADJUSTMENTS (2) Pneumatic seat height (8) Manual seat depth</p>	3254	518	566	607	653	730	800	871	932	1009	1081	1178	1316
			OVERALL DIMENSIONS			SEAT DIMENSIONS			BACK DIMENSIONS					
			W	D	H	W	D	H	W	H				
			IN 21	24	38	20.5	17.5-19	17-22	19	19				
MM 533	610	965	521	445-483	432-559	483	483							
			RTA 2		1 per carton									

DESCRIPTION	FEATURES	MODEL #	STANDARD TEXTILE GRADES											
			1	2	3	4	5	6	7	8	9	10	11	12
 <p>LB Task w/Arm Plain Back COM: 1.5 YD 1.37 M Unit weight: 36 LB 16.4 KG Carton weight: 40 LB 18.14 KG Carton volume: 10.5 FT³ 0.29 MT³</p>	 <p>ADJUSTMENTS (2) Pneumatic seat height (8) Manual seat depth</p> <p>Ergonomic features: C, E, H, M, N, Q</p>	3255	639	687	728	774	851	921	992	1053	1130	1202	1299	1437
			OVERALL DIMENSIONS			SEAT DIMENSIONS			BACK DIMENSIONS					
			W	D	H	W	D	H	W		H			
			IN 26	24	38	20.5	17.5-19	17-22	19		19			
			MM 660	610	965	521	445-483	432-559	483		483			
			RTA 2		1 per carton									
 <p>LB Operator w/Arms/Plain Back COM: 1.5 YD 1.37 M Unit weight: 42 LB 19.1 KG Carton weight: 46 LB 20.87 KG Carton volume: 10.5 FT³ 0.29 MT³</p>	 <p>ADJUSTMENTS (2) Pneumatic seat height (3) Back angle (4) Seat angle (6) Back/lumbar height</p> <p>Ergonomic features: C, D, F, G, H, M, N, O, S</p>	3275	848	896	937	983	1060	1130	1201	1262	1339	1411	1508	1646
			OVERALL DIMENSIONS			SEAT DIMENSIONS			BACK DIMENSIONS					
			W	D	H	W	D	H	W		H			
			IN 26	22.5	39	20.5	17.5	17-22	19		17.5-21.5			
			MM 660	572	991	521	445	432-559	483		445-546			
			RTA 2		1 per carton									
 <p>Operator Stool Armless/Plain Back COM: 1.5 YD 1.37 M Unit weight: 39 LB 17.7 KG Carton weight: 43 LB 19.5 KG Carton volume: 10.5 FT³ 0.29 MT³</p>	 <p>ADJUSTMENTS (2) Pneumatic seat height (3) Back angle (4) Seat angle (6) Back/lumbar height</p> <p>Ergonomic features: C, D, F, G, M, N</p>	3278	958	1006	1047	1093	1170	1240	1311	1372	1449	1521	1618	1756
			OVERALL DIMENSIONS			SEAT DIMENSIONS			BACK DIMENSIONS					
			W	D	H	W	D	H	W		H			
			IN 21	23.5	48	20.5	17.5	23.5-33.5	19		17.5-21.5			
			MM 533	597	1219	521	445	597-851	483		445-546			
			RTA 2		1 per carton									
 <p>Operator Stool w/Arms/Plain Back COM: 1.5 YD 1.37 M Unit weight: 47 LB 21.4 KG Carton weight: 51 LB 23.13 KG Carton volume: 10.5 FT³ 0.29 MT³</p>	 <p>ADJUSTMENTS (2) Pneumatic seat height (3) Back angle (4) Seat angle (6) Back/lumbar height</p> <p>Ergonomic features: C, D, F, G, H, M, N, Q</p>	3288	1077	1125	1166	1212	1289	1359	1430	1491	1568	1640	1737	1875
			OVERALL DIMENSIONS			SEAT DIMENSIONS			BACK DIMENSIONS					
			W	D	H	W	D	H	W		H			
			IN 26	23.5	48	20.5	17.5	23.5-33.5	19		17.5-21.5			
			MM 660	597	1219	521	445	597-851	483		445-546			
			RTA 2		1 per carton									

GRANADA DELUXE



model 1170-3




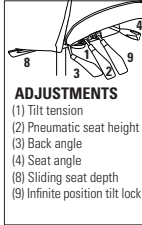


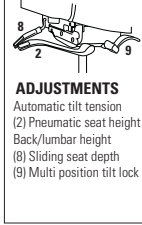


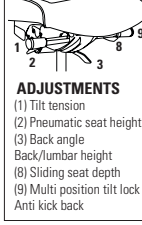


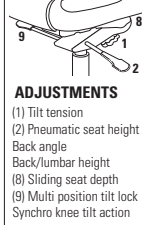

model 1171-3


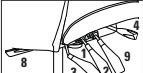


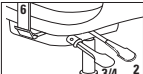


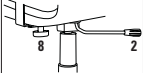


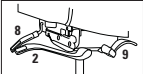


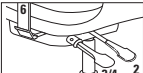

STANDARD FEATURES


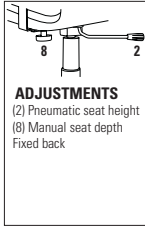






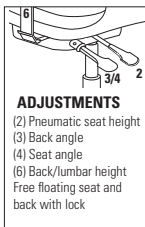


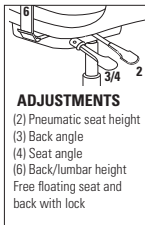

- Granada Deluxe offers dramatic seating comfort. Cushions are more contoured, featuring BioPlush earth friendly foam.
- Standard with height and width adjustable T-arms with teardrop shaped urethane armcaps (3B).
- Standard with soft, durable, self-skinned urethane (SSU) armcaps that are warm to the touch.
- All models (except armchair and side chair) are standard with a five prong, injection molded, fiberglass reinforced nylon Black spider base with dual wheel carpet casters (C65).
- Base and frame are standard in Black.
- Granada Deluxe heavy duty models can be found under the Heavy Duty section (page 337).
- Upholstery options: fabric, vinyl or leather. Vinyl and leather models may feature stitch detail across the seat and/or back cushions, if applicable.


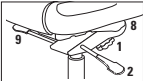


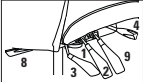


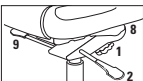


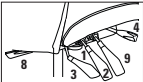

OPTIONAL FEATURES

- Seat depth adjustment is optional on model 1171-2, please specify (MDB). Add \$32.
- Optional abrasion resistant outer back fabric (polyester) is available. Resistant to impact damage. Available in Black only. Please specify (BKB). Add \$9.
- Available with back edge vinyl bumper guard option (EG). Add \$22.
- Polished aluminum base with Black end guards (B2) is available, please specify (ALU). Add \$131.
- For hard surface flooring casters, please specify (C65R). Add \$21.
- For additional arm/caster options, please refer to the Arm and Caster section (page 353). *Optional casters may be priced higher than the standard casters for your chair and the difference will be charged. Lower priced optional casters will not be credited.*

DESCRIPTION	FEATURES	MODEL #	STANDARD TEXTILE GRADES														
			1	2	3	4	5	6	7	8	9	10	11	12			
 <p>HB Multi-Tilter COM: 2 YD 1.83 M Unit weight: 56 LB 25.5 KG Carton weight: 65 LB 29.48 KG Carton volume: 10.5 FT³ 0.29 MT³</p>	 <p>ADJUSTMENTS (1) Tilt tension (2) Pneumatic seat height (3) Back angle (4) Seat angle (8) Sliding seat depth (9) Infinite position tilt lock</p>	<p>Ergonomic features: A, B, C, D, E, F, G, H, M, N, Q, S, U</p>	1170-3	929	993	1047	1109	1211	1305	1399	1481	1583	1679	1809	1993		
			OVERALL DIMENSIONS			SEAT DIMENSIONS			BACK DIMENSIONS								
			W	D	H	W	D	H	W	H							
			IN 26 MM 660	23.5 597	45 1143	21 533	18-21 457-533	16-20 406-508	20 508	23-28.25 584-718							
			RTA 2		1 per carton												
 <p>HB Weight Sensing Synchro-Tilter COM: 2 YD 1.83 M Unit weight: 51 LB 23.2 KG Carton weight: 61 LB 27.67 KG Carton volume: 10.5 FT³ 0.29 MT³</p>	 <p>ADJUSTMENTS Automatic tilt tension (2) Pneumatic seat height Back/lumbar height (8) Sliding seat depth (9) Multi position tilt lock</p>	<p>Ergonomic features: A, B, C, D, E, H, L, M, N, Q, U</p>	1170-8	929	993	1047	1109	1211	1305	1399	1481	1583	1679	1809	1993		
			OVERALL DIMENSIONS			SEAT DIMENSIONS			BACK DIMENSIONS								
			W	D	H	W	D	H	W	H							
			IN 26 MM 660	23.5 597	44 1118	21 533	18-21 457-533	16.25-21.25 413-540	20 508	23-28.25 584-718							
			RTA 2		1 per carton												
 <p>MB Synchro-Tilter w/Back Angle Adj. COM: 1.75 YD 1.6 M Unit weight: 50 LB 22.7 KG Carton weight: 60 LB 27.22 KG Carton volume: 10.5 FT³ 0.29 MT³</p>	 <p>ADJUSTMENTS (1) Tilt tension (2) Pneumatic seat height (3) Back angle Back/lumbar height (8) Sliding seat depth (9) Multi position tilt lock Anti kick back</p>	<p>Ergonomic features: A, B, C, D, E, G, H, L, M, N, Q, U</p>	1171-0	888	944	991	1046	1135	1217	1299	1371	1460	1544	1658	1819		
			OVERALL DIMENSIONS			SEAT DIMENSIONS			BACK DIMENSIONS								
			W	D	H	W	D	H	W	H							
			IN 26 MM 660	23.5 597	43 1092	21 533	18-21 457-533	17.25-21.25 438-540	20 508	20-25.25 508-641							
			RTA 2		1 per carton												
 <p>MB Synchro Knee-Tilter COM: 1.75 YD 1.6 M Unit weight: 52 LB 23.6 KG Carton weight: 61 LB 27.67 KG Carton volume: 10.5 FT³ 0.29 MT³</p>	 <p>ADJUSTMENTS (1) Tilt tension (2) Pneumatic seat height Back angle Back/lumbar height (8) Sliding seat depth (9) Multi position tilt lock Synchro knee tilt action</p>	<p>Ergonomic features: A, B, C, D, G, H, J, L, M, N, Q, U</p>	1171-2	1030	1086	1133	1188	1277	1359	1441	1513	1602	1686	1800	1961		
			OVERALL DIMENSIONS			SEAT DIMENSIONS			BACK DIMENSIONS								
			W	D	H	W	D	H	W	H							
			IN 26 MM 660	23.5 597	42.5 1080	21 533	18-20.5 457-521	16.5-20.5 419-521	20 508	20-25.25 508-641							
			RTA 2		1 per carton												

DESCRIPTION	FEATURES	MODEL #	STANDARD TEXTILE GRADES																																												
			1	2	3	4	5	6	7	8	9	10	11	12																																	
 <p>MB Multi-Tilter COM: 1.75 YD 1.6 M Unit weight: 52 LB 23.6 KG Carton weight: 61 LB 27.67 KG Carton volume: 10.5 FT³ 0.29 MT³</p>	 <p>ADJUSTMENTS (1) Tilt tension (2) Pneumatic seat height (3) Back angle (4) Seat angle (8) Sliding seat depth (9) Infinite position tilt lock</p>	<p>Ergonomic features: A, B, C, D, E, F, G, H, M, N, Q, S, U</p>	<table border="1"> <tr> <th colspan="3">OVERALL DIMENSIONS</th> <th colspan="3">SEAT DIMENSIONS</th> <th colspan="3">BACK DIMENSIONS</th> </tr> <tr> <th>W</th><th>D</th><th>H</th> <th>W</th><th>D</th><th>H</th> <th>W</th><th>H</th> </tr> <tr> <td>IN 26</td><td>23.5</td><td>42</td> <td>21</td><td>18-21</td><td>16-20</td> <td>20</td><td>20-25.25</td> </tr> <tr> <td>MM 660</td><td>597</td><td>1067</td> <td>533</td><td>457-533</td><td>406-508</td> <td>508</td><td>508-641</td> </tr> </table>												OVERALL DIMENSIONS			SEAT DIMENSIONS			BACK DIMENSIONS			W	D	H	W	D	H	W	H	IN 26	23.5	42	21	18-21	16-20	20	20-25.25	MM 660	597	1067	533	457-533	406-508	508	508-641
			OVERALL DIMENSIONS			SEAT DIMENSIONS			BACK DIMENSIONS																																						
			W	D	H	W	D	H	W	H																																					
			IN 26	23.5	42	21	18-21	16-20	20	20-25.25																																					
MM 660	597	1067	533	457-533	406-508	508	508-641																																								
<p>RTA 2  1 per carton</p>																																															
 <p>MB Operator COM: 1.75 YD 1.6 M Unit weight: 45 LB 20.5 KG Carton weight: 54 LB 24.49 KG Carton volume: 10.5 FT³ 0.29 MT³</p>	 <p>ADJUSTMENTS (2) Pneumatic seat height (3) Back angle (4) Seat angle (6) Back/lumbar height Free floating seat and back with lock</p>	<p>Ergonomic features: C, D, F, G, H, M, N, Q, S, U</p>	<table border="1"> <tr> <th colspan="3">OVERALL DIMENSIONS</th> <th colspan="3">SEAT DIMENSIONS</th> <th colspan="3">BACK DIMENSIONS</th> </tr> <tr> <th>W</th><th>D</th><th>H</th> <th>W</th><th>D</th><th>H</th> <th>W</th><th>H</th> </tr> <tr> <td>IN 26</td><td>23.5</td><td>39</td> <td>21</td><td>18</td><td>16.5-20.5</td> <td>20</td><td>19-24.25</td> </tr> <tr> <td>MM 660</td><td>597</td><td>991</td> <td>533</td><td>457</td><td>419-521</td> <td>508</td><td>483-616</td> </tr> </table>												OVERALL DIMENSIONS			SEAT DIMENSIONS			BACK DIMENSIONS			W	D	H	W	D	H	W	H	IN 26	23.5	39	21	18	16.5-20.5	20	19-24.25	MM 660	597	991	533	457	419-521	508	483-616
			OVERALL DIMENSIONS			SEAT DIMENSIONS			BACK DIMENSIONS																																						
			W	D	H	W	D	H	W	H																																					
			IN 26	23.5	39	21	18	16.5-20.5	20	19-24.25																																					
MM 660	597	991	533	457	419-521	508	483-616																																								
<p>RTA 2  1 per carton</p>																																															
 <p>MB Task COM: 1.75 YD 1.6 M Unit weight: 40 LB 18.2 KG Carton weight: 49 LB 22.23 KG Carton volume: 10.5 FT³ 0.29 MT³</p>	 <p>ADJUSTMENTS (2) Pneumatic seat height (8) Manual seat depth Fixed back</p>	<p>Ergonomic features: C, E, H, M, N, Q, U</p>	<table border="1"> <tr> <th colspan="3">OVERALL DIMENSIONS</th> <th colspan="3">SEAT DIMENSIONS</th> <th colspan="3">BACK DIMENSIONS</th> </tr> <tr> <th>W</th><th>D</th><th>H</th> <th>W</th><th>D</th><th>H</th> <th>W</th><th>H</th> </tr> <tr> <td>IN 26</td><td>23.5</td><td>38</td> <td>21</td><td>17-18</td><td>16-21</td> <td>20</td><td>19</td> </tr> <tr> <td>MM 660</td><td>597</td><td>965</td> <td>533</td><td>432-457</td><td>406-533</td> <td>508</td><td>483</td> </tr> </table>												OVERALL DIMENSIONS			SEAT DIMENSIONS			BACK DIMENSIONS			W	D	H	W	D	H	W	H	IN 26	23.5	38	21	17-18	16-21	20	19	MM 660	597	965	533	432-457	406-533	508	483
			OVERALL DIMENSIONS			SEAT DIMENSIONS			BACK DIMENSIONS																																						
			W	D	H	W	D	H	W	H																																					
			IN 26	23.5	38	21	17-18	16-21	20	19																																					
MM 660	597	965	533	432-457	406-533	508	483																																								
<p>RTA 2  1 per carton</p>																																															
 <p>MB Weight Sensing Synchro-Tilter COM: 1.75 YD 1.6 M Unit weight: 47 LB 21.4 KG Carton weight: 57 LB 25.85 KG Carton volume: 10.5 FT³ 0.29 MT³</p>	 <p>ADJUSTMENTS Automatic tilt tension (2) Pneumatic seat height Back/lumbar height (8) Sliding seat depth (9) Multi position tilt lock</p>	<p>Ergonomic features: A, B, C, D, E, H, L, M, N, Q, U</p>	<table border="1"> <tr> <th colspan="3">OVERALL DIMENSIONS</th> <th colspan="3">SEAT DIMENSIONS</th> <th colspan="3">BACK DIMENSIONS</th> </tr> <tr> <th>W</th><th>D</th><th>H</th> <th>W</th><th>D</th><th>H</th> <th>W</th><th>H</th> </tr> <tr> <td>IN 26</td><td>23.5</td><td>41</td> <td>21</td><td>18-21</td><td>16.25-21.25</td> <td>20</td><td>20-25.25</td> </tr> <tr> <td>MM 660</td><td>597</td><td>1041</td> <td>533</td><td>457-533</td><td>413-540</td> <td>508</td><td>508-641</td> </tr> </table>												OVERALL DIMENSIONS			SEAT DIMENSIONS			BACK DIMENSIONS			W	D	H	W	D	H	W	H	IN 26	23.5	41	21	18-21	16.25-21.25	20	20-25.25	MM 660	597	1041	533	457-533	413-540	508	508-641
			OVERALL DIMENSIONS			SEAT DIMENSIONS			BACK DIMENSIONS																																						
			W	D	H	W	D	H	W	H																																					
			IN 26	23.5	41	21	18-21	16.25-21.25	20	20-25.25																																					
MM 660	597	1041	533	457-533	413-540	508	508-641																																								
<p>RTA 2  1 per carton</p>																																															
 <p>MB Operator Armless COM: 1.75 YD 1.6 M Unit weight: 40 LB 18.2 KG Carton weight: 49 LB 22.23 KG Carton volume: 10.5 FT³ 0.29 MT³</p>	 <p>ADJUSTMENTS (2) Pneumatic seat height (3) Back angle (4) Seat angle (6) Back/lumbar height Free floating seat and back with lock</p>	<p>Ergonomic features: C, D, F, G, M, N, Q, S, U</p>	<table border="1"> <tr> <th colspan="3">OVERALL DIMENSIONS</th> <th colspan="3">SEAT DIMENSIONS</th> <th colspan="3">BACK DIMENSIONS</th> </tr> <tr> <th>W</th><th>D</th><th>H</th> <th>W</th><th>D</th><th>H</th> <th>W</th><th>H</th> </tr> <tr> <td>IN 21</td><td>23.5</td><td>39</td> <td>21</td><td>18</td><td>16.5-20.5</td> <td>20</td><td>19-24.25</td> </tr> <tr> <td>MM 533</td><td>597</td><td>991</td> <td>533</td><td>457</td><td>419-521</td> <td>508</td><td>483-616</td> </tr> </table>												OVERALL DIMENSIONS			SEAT DIMENSIONS			BACK DIMENSIONS			W	D	H	W	D	H	W	H	IN 21	23.5	39	21	18	16.5-20.5	20	19-24.25	MM 533	597	991	533	457	419-521	508	483-616
			OVERALL DIMENSIONS			SEAT DIMENSIONS			BACK DIMENSIONS																																						
			W	D	H	W	D	H	W	H																																					
			IN 21	23.5	39	21	18	16.5-20.5	20	19-24.25																																					
MM 533	597	991	533	457	419-521	508	483-616																																								
<p>RTA 2  1 per carton</p>																																															

DESCRIPTION	FEATURES	MODEL #	STANDARD TEXTILE GRADES																																						
			1	2	3	4	5	6	7	8	9	10	11	12																											
 <p>MB Task Armless COM: 1.75 YD 1.6 M Unit weight: 35 LB 15.9 KG Carton weight: 44 LB 19.96 KG Carton volume: 10.5 FT³ 0.29 MT³</p>	 <p>ADJUSTMENTS (2) Pneumatic seat height (8) Manual seat depth Fixed back</p>	<p>Ergonomic features: C, E, H, M, N, Q, U</p>	<table border="1"> <tr> <td>1172-6</td><td>518</td><td>574</td><td>621</td><td>676</td><td>765</td><td>847</td><td>929</td><td>1001</td><td>1090</td><td>1174</td><td>1288</td><td>1449</td> </tr> </table>												1172-6	518	574	621	676	765	847	929	1001	1090	1174	1288	1449														
			1172-6	518	574	621	676	765	847	929	1001	1090	1174	1288	1449																										
			<table border="1"> <thead> <tr> <th colspan="3">OVERALL DIMENSIONS</th> <th colspan="3">SEAT DIMENSIONS</th> <th colspan="3">BACK DIMENSIONS</th> </tr> <tr> <th>W</th><th>D</th><th>H</th> <th>W</th><th>D</th><th>H</th> <th>W</th><th>H</th> </tr> </thead> <tbody> <tr> <td>IN 21</td><td>23.5</td><td>38</td> <td>21</td><td>17-18</td><td>16-21</td> <td>20</td><td>19</td> </tr> <tr> <td>MM 533</td><td>597</td><td>965</td> <td>533</td><td>432-457</td><td>406-533</td> <td>508</td><td>483</td> </tr> </tbody> </table>			OVERALL DIMENSIONS			SEAT DIMENSIONS			BACK DIMENSIONS			W	D	H	W	D	H	W	H	IN 21	23.5	38	21	17-18	16-21	20	19	MM 533	597	965	533	432-457	406-533	508	483	<p>RTA 2  1 per carton</p>		
			OVERALL DIMENSIONS			SEAT DIMENSIONS			BACK DIMENSIONS																																
W	D	H	W	D	H	W	H																																		
IN 21	23.5	38	21	17-18	16-21	20	19																																		
MM 533	597	965	533	432-457	406-533	508	483																																		
 <p>Side Chair COM: 1.75 YD 1.6 M Unit weight: 30 LB 13.6 KG Carton weight: 35 LB 15.88 KG Carton volume: 10 FT³ 0.28 MT³</p>	<p>Cantilever sled base.</p> <p>Ergonomic features: M, N</p>	<table border="1"> <tr> <td>1174</td><td>459</td><td>515</td><td>562</td><td>617</td><td>706</td><td>788</td><td>870</td><td>942</td><td>1031</td><td>1115</td><td>1229</td><td>1390</td> </tr> </table>												1174	459	515	562	617	706	788	870	942	1031	1115	1229	1390															
		1174	459	515	562	617	706	788	870	942	1031	1115	1229	1390																											
		<table border="1"> <thead> <tr> <th colspan="3">OVERALL DIMENSIONS</th> <th colspan="3">SEAT DIMENSIONS</th> <th colspan="3">BACK DIMENSIONS</th> </tr> <tr> <th>W</th><th>D</th><th>H</th> <th>W</th><th>D</th><th>H</th> <th>W</th><th>H</th> </tr> </thead> <tbody> <tr> <td>IN 21</td><td>24</td><td>38</td> <td>21</td><td>18</td><td>18</td> <td>20</td><td>20.5</td> </tr> <tr> <td>MM 533</td><td>610</td><td>965</td> <td>533</td><td>457</td><td>457</td> <td>508</td><td>521</td> </tr> </tbody> </table>			OVERALL DIMENSIONS			SEAT DIMENSIONS			BACK DIMENSIONS			W	D	H	W	D	H	W	H	IN 21	24	38	21	18	18	20	20.5	MM 533	610	965	533	457	457	508	521	<p>RTA 2  1 per carton</p>			
		OVERALL DIMENSIONS			SEAT DIMENSIONS			BACK DIMENSIONS																																	
W	D	H	W	D	H	W	H																																		
IN 21	24	38	21	18	18	20	20.5																																		
MM 533	610	965	533	457	457	508	521																																		
 <p>Armchair COM: 1.75 YD 1.6 M Unit weight: 35 LB 15.9 KG Carton weight: 42 LB 19.05 KG Carton volume: 13 FT³ 0.36 MT³</p>	<p>Cantilever sled base.</p> <p>Ergonomic features: M, N</p>	<table border="1"> <tr> <td>1175</td><td>586</td><td>642</td><td>689</td><td>744</td><td>833</td><td>915</td><td>997</td><td>1069</td><td>1158</td><td>1242</td><td>1356</td><td>1517</td> </tr> </table>												1175	586	642	689	744	833	915	997	1069	1158	1242	1356	1517															
		1175	586	642	689	744	833	915	997	1069	1158	1242	1356	1517																											
		<table border="1"> <thead> <tr> <th colspan="3">OVERALL DIMENSIONS</th> <th colspan="3">SEAT DIMENSIONS</th> <th colspan="3">BACK DIMENSIONS</th> </tr> <tr> <th>W</th><th>D</th><th>H</th> <th>W</th><th>D</th><th>H</th> <th>W</th><th>H</th> </tr> </thead> <tbody> <tr> <td>IN 26.25</td><td>24</td><td>38</td> <td>21</td><td>18</td><td>18</td> <td>20</td><td>20.5</td> </tr> <tr> <td>MM 667</td><td>610</td><td>965</td> <td>533</td><td>457</td><td>457</td> <td>508</td><td>521</td> </tr> </tbody> </table>			OVERALL DIMENSIONS			SEAT DIMENSIONS			BACK DIMENSIONS			W	D	H	W	D	H	W	H	IN 26.25	24	38	21	18	18	20	20.5	MM 667	610	965	533	457	457	508	521	<p>RTA 2  1 per carton</p>			
		OVERALL DIMENSIONS			SEAT DIMENSIONS			BACK DIMENSIONS																																	
W	D	H	W	D	H	W	H																																		
IN 26.25	24	38	21	18	18	20	20.5																																		
MM 667	610	965	533	457	457	508	521																																		
 <p>Operator Stool Armless COM: 1.75 YD 1.6 M Unit weight: 43 LB 19.5 KG Carton weight: 52 LB 23.59 KG Carton volume: 10.5 FT³ 0.29 MT³</p>	 <p>ADJUSTMENTS (2) Pneumatic seat height (3) Back angle (4) Seat angle (6) Back/lumbar height Free floating seat and back with lock</p>	<p>Ergonomic features: C, D, F, G, M, N, S, U</p>	<table border="1"> <tr> <td>1177-5</td><td>958</td><td>1014</td><td>1061</td><td>1116</td><td>1205</td><td>1287</td><td>1369</td><td>1441</td><td>1530</td><td>1614</td><td>1728</td><td>1889</td> </tr> </table>												1177-5	958	1014	1061	1116	1205	1287	1369	1441	1530	1614	1728	1889														
			1177-5	958	1014	1061	1116	1205	1287	1369	1441	1530	1614	1728	1889																										
			<table border="1"> <thead> <tr> <th colspan="3">OVERALL DIMENSIONS</th> <th colspan="3">SEAT DIMENSIONS</th> <th colspan="3">BACK DIMENSIONS</th> </tr> <tr> <th>W</th><th>D</th><th>H</th> <th>W</th><th>D</th><th>H</th> <th>W</th><th>H</th> </tr> </thead> <tbody> <tr> <td>IN 21</td><td>23.5</td><td>48</td> <td>21</td><td>18</td><td>23.5-33.5</td> <td>20</td><td>19-24.25</td> </tr> <tr> <td>MM 533</td><td>597</td><td>1219</td> <td>533</td><td>457</td><td>597-851</td> <td>508</td><td>483-616</td> </tr> </tbody> </table>			OVERALL DIMENSIONS			SEAT DIMENSIONS			BACK DIMENSIONS			W	D	H	W	D	H	W	H	IN 21	23.5	48	21	18	23.5-33.5	20	19-24.25	MM 533	597	1219	533	457	597-851	508	483-616	<p>RTA 2  1 per carton</p>		
			OVERALL DIMENSIONS			SEAT DIMENSIONS			BACK DIMENSIONS																																
W	D	H	W	D	H	W	H																																		
IN 21	23.5	48	21	18	23.5-33.5	20	19-24.25																																		
MM 533	597	1219	533	457	597-851	508	483-616																																		
 <p>Operator Stool w/Arms COM: 1.75 YD 1.6 M Unit weight: 48 LB 21.8 KG Carton weight: 57 LB 25.85 KG Carton volume: 10.5 FT³ 0.29 MT³</p>	 <p>ADJUSTMENTS (2) Pneumatic seat height (3) Back angle (4) Seat angle (6) Back/lumbar height Free floating seat and back with lock</p>	<p>Ergonomic features: C, D, F, G, M, N, Q, S, U</p>	<table border="1"> <tr> <td>1178-5</td><td>1077</td><td>1133</td><td>1180</td><td>1235</td><td>1324</td><td>1406</td><td>1488</td><td>1560</td><td>1649</td><td>1733</td><td>1847</td><td>2008</td> </tr> </table>												1178-5	1077	1133	1180	1235	1324	1406	1488	1560	1649	1733	1847	2008														
			1178-5	1077	1133	1180	1235	1324	1406	1488	1560	1649	1733	1847	2008																										
			<table border="1"> <thead> <tr> <th colspan="3">OVERALL DIMENSIONS</th> <th colspan="3">SEAT DIMENSIONS</th> <th colspan="3">BACK DIMENSIONS</th> </tr> <tr> <th>W</th><th>D</th><th>H</th> <th>W</th><th>D</th><th>H</th> <th>W</th><th>H</th> </tr> </thead> <tbody> <tr> <td>IN 26</td><td>23.5</td><td>48</td> <td>21</td><td>18</td><td>23.5-33.5</td> <td>20</td><td>19-24.25</td> </tr> <tr> <td>MM 660</td><td>597</td><td>1219</td> <td>533</td><td>457</td><td>597-851</td> <td>508</td><td>483-616</td> </tr> </tbody> </table>			OVERALL DIMENSIONS			SEAT DIMENSIONS			BACK DIMENSIONS			W	D	H	W	D	H	W	H	IN 26	23.5	48	21	18	23.5-33.5	20	19-24.25	MM 660	597	1219	533	457	597-851	508	483-616	<p>RTA 2  1 per carton</p>		
			OVERALL DIMENSIONS			SEAT DIMENSIONS			BACK DIMENSIONS																																
W	D	H	W	D	H	W	H																																		
IN 26	23.5	48	21	18	23.5-33.5	20	19-24.25																																		
MM 660	597	1219	533	457	597-851	508	483-616																																		

DESCRIPTION	FEATURES	MODEL #	STANDARD TEXTILE GRADES																																												
			1	2	3	4	5	6	7	8	9	10	11	12																																	
 <p>HB Synchro Knee-Tilter w/Schukra Lumbar COM: 2 YD 1.83 M Unit weight: 54 LB 24.5 KG Carton weight: 63 LB 28.58 KG Carton volume: 10.5 FT³ 0.29 MT³</p>	 <p>ADJUSTMENTS (1) Tilt tension (2) Pneumatic seat height Back angle Back/lumbar height (8) Sliding seat depth (9) Multi position tilt lock Synchro knee tilt action</p>	<p>Ergonomic features: A, B, C, D, E, G, H, J, L, M, N, Q, U, V</p>	<table border="1"> <tr> <th colspan="3">OVERALL DIMENSIONS</th> <th colspan="3">SEAT DIMENSIONS</th> <th colspan="3">BACK DIMENSIONS</th> </tr> <tr> <th>W</th><th>D</th><th>H</th> <th>W</th><th>D</th><th>H</th> <th>W</th><th>H</th> </tr> <tr> <td>IN 26</td><td>23.5</td><td>45.5</td> <td>21</td><td>18-20.5</td><td>16.5-20.5</td> <td>20</td><td>23-28.25</td> </tr> <tr> <td>MM 660</td><td>597</td><td>1156</td> <td>533</td><td>457-521</td><td>419-521</td> <td>508</td><td>584-718</td> </tr> </table>												OVERALL DIMENSIONS			SEAT DIMENSIONS			BACK DIMENSIONS			W	D	H	W	D	H	W	H	IN 26	23.5	45.5	21	18-20.5	16.5-20.5	20	23-28.25	MM 660	597	1156	533	457-521	419-521	508	584-718
			OVERALL DIMENSIONS			SEAT DIMENSIONS			BACK DIMENSIONS																																						
			W	D	H	W	D	H	W	H																																					
			IN 26	23.5	45.5	21	18-20.5	16.5-20.5	20	23-28.25																																					
MM 660	597	1156	533	457-521	419-521	508	584-718																																								
<p>RTA 2  1 per carton</p>																																															
 <p>HB Multi-Tilter w/Schukra Lumbar COM: 2 YD 1.83 M Unit weight: 56 LB 25.5 KG Carton weight: 65 LB 29.48 KG Carton volume: 10.5 FT³ 0.29 MT³</p>	 <p>ADJUSTMENTS (1) Tilt tension (2) Pneumatic seat height (3) Back angle (4) Seat angle (8) Sliding seat depth (9) Infinite position tilt lock</p>	<p>Ergonomic features: A, B, C, D, E, F, G, H, M, N, Q, S, U, V</p>	<table border="1"> <tr> <th colspan="3">OVERALL DIMENSIONS</th> <th colspan="3">SEAT DIMENSIONS</th> <th colspan="3">BACK DIMENSIONS</th> </tr> <tr> <th>W</th><th>D</th><th>H</th> <th>W</th><th>D</th><th>H</th> <th>W</th><th>H</th> </tr> <tr> <td>IN 26</td><td>23.5</td><td>45</td> <td>21</td><td>18-21</td><td>16-20</td> <td>20</td><td>23-28.25</td> </tr> <tr> <td>MM 660</td><td>597</td><td>1143</td> <td>533</td><td>457-533</td><td>406-508</td> <td>508</td><td>584-718</td> </tr> </table>												OVERALL DIMENSIONS			SEAT DIMENSIONS			BACK DIMENSIONS			W	D	H	W	D	H	W	H	IN 26	23.5	45	21	18-21	16-20	20	23-28.25	MM 660	597	1143	533	457-533	406-508	508	584-718
			OVERALL DIMENSIONS			SEAT DIMENSIONS			BACK DIMENSIONS																																						
			W	D	H	W	D	H	W	H																																					
			IN 26	23.5	45	21	18-21	16-20	20	23-28.25																																					
MM 660	597	1143	533	457-533	406-508	508	584-718																																								
<p>RTA 2  1 per carton</p>																																															
 <p>MB Synchro Knee-Tilter w/Schukra Lumbar COM: 1.75 YD 1.6 M Unit weight: 52 LB 23.6 KG Carton weight: 61 LB 27.67 KG Carton volume: 10.5 FT³ 0.29 MT³</p>	 <p>ADJUSTMENTS (1) Tilt tension (2) Pneumatic seat height Back angle Back/lumbar height (8) Sliding seat depth (9) Multi position tilt lock Synchro knee tilt action</p>	<p>Ergonomic features: A, B, C, D, G, H, J, L, M, N, Q, U, V</p>	<table border="1"> <tr> <th colspan="3">OVERALL DIMENSIONS</th> <th colspan="3">SEAT DIMENSIONS</th> <th colspan="3">BACK DIMENSIONS</th> </tr> <tr> <th>W</th><th>D</th><th>H</th> <th>W</th><th>D</th><th>H</th> <th>W</th><th>H</th> </tr> <tr> <td>IN 26</td><td>23.5</td><td>42.5</td> <td>21</td><td>18-20.5</td><td>16.5-20.5</td> <td>20</td><td>20-25.25</td> </tr> <tr> <td>MM 660</td><td>597</td><td>1080</td> <td>533</td><td>457-521</td><td>419-521</td> <td>508</td><td>508-641</td> </tr> </table>												OVERALL DIMENSIONS			SEAT DIMENSIONS			BACK DIMENSIONS			W	D	H	W	D	H	W	H	IN 26	23.5	42.5	21	18-20.5	16.5-20.5	20	20-25.25	MM 660	597	1080	533	457-521	419-521	508	508-641
			OVERALL DIMENSIONS			SEAT DIMENSIONS			BACK DIMENSIONS																																						
			W	D	H	W	D	H	W	H																																					
			IN 26	23.5	42.5	21	18-20.5	16.5-20.5	20	20-25.25																																					
MM 660	597	1080	533	457-521	419-521	508	508-641																																								
<p>RTA 2  1 per carton</p>																																															
 <p>MB Multi-Tilter w/Schukra Lumbar COM: 1.75 YD 1.6 M Unit weight: 52 LB 23.6 KG Carton weight: 61 LB 27.67 KG Carton volume: 10.5 FT³ 0.29 MT³</p>	 <p>ADJUSTMENTS (1) Tilt tension (2) Pneumatic seat height (3) Back angle (4) Seat angle (8) Sliding seat depth (9) Infinite position tilt lock</p>	<p>Ergonomic features: A, B, C, D, E, F, G, H, M, N, Q, S, U, V</p>	<table border="1"> <tr> <th colspan="3">OVERALL DIMENSIONS</th> <th colspan="3">SEAT DIMENSIONS</th> <th colspan="3">BACK DIMENSIONS</th> </tr> <tr> <th>W</th><th>D</th><th>H</th> <th>W</th><th>D</th><th>H</th> <th>W</th><th>H</th> </tr> <tr> <td>IN 26</td><td>23.5</td><td>42</td> <td>21</td><td>18-21</td><td>16-20</td> <td>20</td><td>20-25.25</td> </tr> <tr> <td>MM 660</td><td>597</td><td>1067</td> <td>533</td><td>457-533</td><td>406-508</td> <td>508</td><td>508-641</td> </tr> </table>												OVERALL DIMENSIONS			SEAT DIMENSIONS			BACK DIMENSIONS			W	D	H	W	D	H	W	H	IN 26	23.5	42	21	18-21	16-20	20	20-25.25	MM 660	597	1067	533	457-533	406-508	508	508-641
			OVERALL DIMENSIONS			SEAT DIMENSIONS			BACK DIMENSIONS																																						
			W	D	H	W	D	H	W	H																																					
			IN 26	23.5	42	21	18-21	16-20	20	20-25.25																																					
MM 660	597	1067	533	457-533	406-508	508	508-641																																								
<p>RTA 2  1 per carton</p>																																															

GRANADA WITH SCHUKRA LUMBAR



model 3112 (3N)




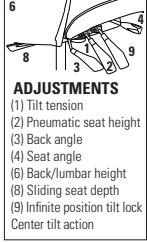


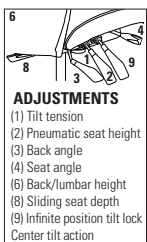

model 3117 (3N)

STANDARD FEATURES

- Models incorporate a vertical stitch detail in the backrest and a lumbar mechanism which can be adjusted to your desired support level.
- Lumbar height is manually adjustable between 6" and 10" above the seat.
- Side activated sliding seat depth adjustment is standard on all models.
- Seat is standard with molded foam.
- Standard with height adjustable T-arms with soft, durable curved (3N) self-skinned urethane (SSU) armcaps. Black only.
- Five prong, injection molded, fiberglass reinforced nylon base with dual wheel carpet casters (C65).
- Base and frame are available in Black only.
- Vari-Width (WA) width adjustable arm extensions are standard when chair is ordered with adjustable arms. Allows the arms to move away from the seat by 2" on each side to allow space if desired for broader hip widths.
- All models are shipped partially KD.
- Upholstery options: fabric or vinyl only. When upholstered in vinyl, models may feature stitch detail across the seat and/or back cushions and additional wrinkling may occur around seat perimeter and outside back will be attached with decorative screws.

OPTIONAL FEATURES

- For hard surface flooring casters, please specify (C65R). Add \$21.
- For additional arm/caster options, please refer to the Arm and Caster section (page 353). *Optional casters may be priced higher than the standard casters for your chair and the difference will be charged. Lower priced optional casters will not be credited.*

DESCRIPTION	FEATURES	MODEL #	STANDARD TEXTILE GRADES												
			1	2	3	4	5	6	7	8	9	10	11	12	
 <p>MB Multi-Tilter Plain Back COM: 1.5 YD 1.37 M Unit weight: 50 LB 22.7 KG Carton weight: 59 LB 26.76 KG Carton volume: 10.5 FT³ 0.29 MT³</p>	 <p>ADJUSTMENTS (1) Tilt tension (2) Pneumatic seat height (3) Back angle (4) Seat angle (6) Back/lumbar height (8) Sliding seat depth (9) Infinite position tilt lock Center tilt action</p>	3112	1005	1053	1094	1140	1217	1287	1358	1419	1496	1568	1665	1803	
			OVERALL DIMENSIONS			SEAT DIMENSIONS			BACK DIMENSIONS						
			W	D	H	W	D	H	W	H					
			IN 26 MM 660	24.5 622	37.5 953	20.5 521	17-19.5 432-495	17-21 432-533	19 483	17-21 432-533					
			RTA 2		1 per carton										
 <p>HB Multi-Tilter COM: 1.75 YD 1.6 M Unit weight: 52 LB 23.6 KG Carton weight: 61 LB 27.67 KG Carton volume: 10.5 FT³ 0.29 MT³</p>	 <p>ADJUSTMENTS (1) Tilt tension (2) Pneumatic seat height (3) Back angle (4) Seat angle (6) Back/lumbar height (8) Sliding seat depth (9) Infinite position tilt lock Center tilt action</p>	3117	1049	1105	1152	1207	1296	1378	1460	1532	1621	1705	1819	1980	
			OVERALL DIMENSIONS			SEAT DIMENSIONS			BACK DIMENSIONS						
			W	D	H	W	D	H	W	H					
			IN 26 MM 660	24.5 622	43 1092	20.5 521	17-19.5 432-495	17-21 432-533	19 483	21.5-25.5 546-648					
			RTA 2		1 per carton										

GRAPHIC



model 2739



model 2738MB




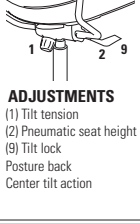


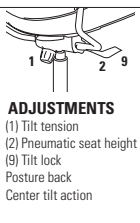


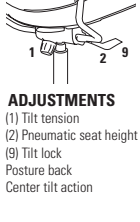


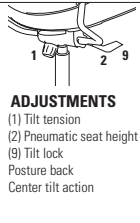

Optional TUN Base
See right for details.


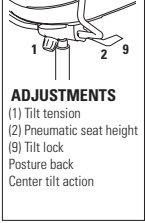


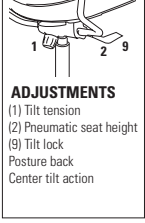


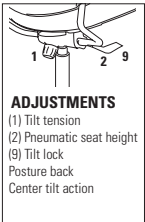


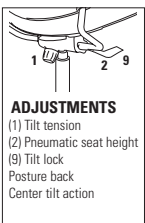


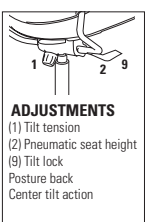

STANDARD FEATURES

- European detailing and a clean slim profile.
- Features a generous compound curved back and seat.
- The back comes in three distinctive back styles: deeply upholstered back, perforated nylon back and breathable Black mesh back.
- Posture back chairs with arms are standard with height adjustable, forward swept arms and sliding armcaps (G4).
- Vari-Width (WA) width adjustable arm extensions are standard when chair is ordered with adjustable arms. Allows the arms to move away from the seat by 2" on each side to allow space if desired for broader hip widths.
- Posture mechanism offers exceptional back support, two position tilt lock adjustment and tilt tension control.
- Five prong, injection molded, fiberglass reinforced nylon Black spider base with dual wheel carpet casters (C1).
- Upholstery options: fabric, vinyl or leather. Vinyl and leather models may feature stitch detail across the seat and/or back cushions, if applicable.

OPTIONAL FEATURES

- A steel base with Tungsten finish is available at an upcharge, please specify (TUN). Add \$96.
- For hard surface flooring casters, please specify (C9R). Add \$21.
- For additional arm/caster options, please refer to the Arm and Caster section (page 353). *Optional casters may be priced higher than the standard casters for your chair and the difference will be charged. Lower priced optional casters will not be credited.*

DESCRIPTION	FEATURES	MODEL #	STANDARD TEXTILE GRADES																																												
			1	2	3	4	5	6	7	8	9	10	11	12																																	
 <p>Medium Posture Nylon Back Armless COM: 1 YD 0.91 M Unit weight: 29 LB 13.2 KG Carton weight: 34 LB 15.42 KG Carton volume: 10.75 FT³ 0.3 MT³</p>	 <p>ADJUSTMENTS (1) Tilt tension (2) Pneumatic seat height (9) Tilt lock Posture back Center tilt action</p>	<p>Ergonomic features: A, C, G, M, N</p>	<table border="1"> <thead> <tr> <th colspan="3">OVERALL DIMENSIONS</th> <th colspan="3">SEAT DIMENSIONS</th> <th colspan="3">BACK DIMENSIONS</th> </tr> <tr> <th>W</th><th>D</th><th>H</th> <th>W</th><th>D</th><th>H</th> <th>W</th><th>H</th> </tr> </thead> <tbody> <tr> <td>IN 20</td><td>24</td><td>36</td> <td>20</td><td>19</td><td>16.5-20.5</td> <td>19</td><td>19</td> </tr> <tr> <td>MM 508</td><td>610</td><td>914</td> <td>508</td><td>483</td><td>419-521</td> <td>483</td><td>483</td> </tr> </tbody> </table>												OVERALL DIMENSIONS			SEAT DIMENSIONS			BACK DIMENSIONS			W	D	H	W	D	H	W	H	IN 20	24	36	20	19	16.5-20.5	19	19	MM 508	610	914	508	483	419-521	483	483
			OVERALL DIMENSIONS			SEAT DIMENSIONS			BACK DIMENSIONS																																						
			W	D	H	W	D	H	W	H																																					
			IN 20	24	36	20	19	16.5-20.5	19	19																																					
			MM 508	610	914	508	483	419-521	483	483																																					
<table border="1"> <thead> <tr> <th>1</th><th>2</th><th>3</th><th>4</th><th>5</th><th>6</th><th>7</th><th>8</th><th>9</th><th>10</th><th>11</th><th>12</th> </tr> </thead> <tbody> <tr> <td>2736</td><td>624</td><td>656</td><td>683</td><td>714</td><td>765</td><td>812</td><td>859</td><td>900</td><td>951</td><td>999</td><td>1064</td><td>1156</td> </tr> </tbody> </table>												1	2	3	4	5	6	7	8	9	10	11	12	2736	624	656	683	714	765	812	859	900	951	999	1064	1156											
1	2	3	4	5	6	7	8	9	10	11	12																																				
2736	624	656	683	714	765	812	859	900	951	999	1064	1156																																			
<p>RTA 1  1 per carton</p>																																															
 <p>Medium Posture Mesh Back Armless COM: 1 YD 0.91 M Unit weight: 29 LB 13.2 KG Carton weight: 34 LB 15.42 KG Carton volume: 10.75 FT³ 0.3 MT³</p>	 <p>ADJUSTMENTS (1) Tilt tension (2) Pneumatic seat height (9) Tilt lock Posture back Center tilt action</p>	<p>Ergonomic features: A, C, G, M, N</p>	<table border="1"> <thead> <tr> <th colspan="3">OVERALL DIMENSIONS</th> <th colspan="3">SEAT DIMENSIONS</th> <th colspan="3">BACK DIMENSIONS</th> </tr> <tr> <th>W</th><th>D</th><th>H</th> <th>W</th><th>D</th><th>H</th> <th>W</th><th>H</th> </tr> </thead> <tbody> <tr> <td>IN 20</td><td>24</td><td>36</td> <td>20</td><td>19</td><td>16.5-20.5</td> <td>19</td><td>19</td> </tr> <tr> <td>MM 508</td><td>610</td><td>914</td> <td>508</td><td>483</td><td>419-521</td> <td>483</td><td>483</td> </tr> </tbody> </table>												OVERALL DIMENSIONS			SEAT DIMENSIONS			BACK DIMENSIONS			W	D	H	W	D	H	W	H	IN 20	24	36	20	19	16.5-20.5	19	19	MM 508	610	914	508	483	419-521	483	483
			OVERALL DIMENSIONS			SEAT DIMENSIONS			BACK DIMENSIONS																																						
			W	D	H	W	D	H	W	H																																					
			IN 20	24	36	20	19	16.5-20.5	19	19																																					
			MM 508	610	914	508	483	419-521	483	483																																					
<table border="1"> <thead> <tr> <th>1</th><th>2</th><th>3</th><th>4</th><th>5</th><th>6</th><th>7</th><th>8</th><th>9</th><th>10</th><th>11</th><th>12</th> </tr> </thead> <tbody> <tr> <td>2736MB</td><td>732</td><td>764</td><td>791</td><td>822</td><td>873</td><td>920</td><td>967</td><td>1008</td><td>1059</td><td>1107</td><td>1172</td><td>1264</td> </tr> </tbody> </table>												1	2	3	4	5	6	7	8	9	10	11	12	2736MB	732	764	791	822	873	920	967	1008	1059	1107	1172	1264											
1	2	3	4	5	6	7	8	9	10	11	12																																				
2736MB	732	764	791	822	873	920	967	1008	1059	1107	1172	1264																																			
<p>RTA 1  1 per carton</p>																																															
 <p>Medium Posture Back - Fully Upholstered Armless COM: 1.25 YD 1.14 M Unit weight: 29 LB 13.2 KG Carton weight: 34 LB 15.42 KG Carton volume: 10.75 FT³ 0.3 MT³</p>	 <p>ADJUSTMENTS (1) Tilt tension (2) Pneumatic seat height (9) Tilt lock Posture back Center tilt action</p>	<p>Ergonomic features: A, C, G, M, N</p>	<table border="1"> <thead> <tr> <th colspan="3">OVERALL DIMENSIONS</th> <th colspan="3">SEAT DIMENSIONS</th> <th colspan="3">BACK DIMENSIONS</th> </tr> <tr> <th>W</th><th>D</th><th>H</th> <th>W</th><th>D</th><th>H</th> <th>W</th><th>H</th> </tr> </thead> <tbody> <tr> <td>IN 20</td><td>24</td><td>36</td> <td>20</td><td>19</td><td>16.5-20.5</td> <td>19</td><td>19</td> </tr> <tr> <td>MM 508</td><td>610</td><td>914</td> <td>508</td><td>483</td><td>419-521</td> <td>483</td><td>483</td> </tr> </tbody> </table>												OVERALL DIMENSIONS			SEAT DIMENSIONS			BACK DIMENSIONS			W	D	H	W	D	H	W	H	IN 20	24	36	20	19	16.5-20.5	19	19	MM 508	610	914	508	483	419-521	483	483
			OVERALL DIMENSIONS			SEAT DIMENSIONS			BACK DIMENSIONS																																						
			W	D	H	W	D	H	W	H																																					
			IN 20	24	36	20	19	16.5-20.5	19	19																																					
			MM 508	610	914	508	483	419-521	483	483																																					
<table border="1"> <thead> <tr> <th>1</th><th>2</th><th>3</th><th>4</th><th>5</th><th>6</th><th>7</th><th>8</th><th>9</th><th>10</th><th>11</th><th>12</th> </tr> </thead> <tbody> <tr> <td>2737</td><td>697</td><td>737</td><td>771</td><td>810</td><td>873</td><td>932</td><td>991</td><td>1042</td><td>1106</td><td>1166</td><td>1247</td><td>1362</td> </tr> </tbody> </table>												1	2	3	4	5	6	7	8	9	10	11	12	2737	697	737	771	810	873	932	991	1042	1106	1166	1247	1362											
1	2	3	4	5	6	7	8	9	10	11	12																																				
2737	697	737	771	810	873	932	991	1042	1106	1166	1247	1362																																			
<p>RTA 1  1 per carton</p>																																															
 <p>Medium Posture Nylon Back w/Arms COM: 1 YD 0.91 M Unit weight: 39 LB 17.7 KG Carton weight: 45 LB 20.41 KG Carton volume: 10.75 FT³ 0.3 MT³</p>	 <p>ADJUSTMENTS (1) Tilt tension (2) Pneumatic seat height (9) Tilt lock Posture back Center tilt action</p>	<p>Ergonomic features: A, C, G, H, M, N, Q</p>	<table border="1"> <thead> <tr> <th colspan="3">OVERALL DIMENSIONS</th> <th colspan="3">SEAT DIMENSIONS</th> <th colspan="3">BACK DIMENSIONS</th> </tr> <tr> <th>W</th><th>D</th><th>H</th> <th>W</th><th>D</th><th>H</th> <th>W</th><th>H</th> </tr> </thead> <tbody> <tr> <td>IN 25</td><td>24</td><td>36</td> <td>20</td><td>19</td><td>16.5-20.5</td> <td>19</td><td>19</td> </tr> <tr> <td>MM 635</td><td>610</td><td>914</td> <td>508</td><td>483</td><td>419-521</td> <td>483</td><td>483</td> </tr> </tbody> </table>												OVERALL DIMENSIONS			SEAT DIMENSIONS			BACK DIMENSIONS			W	D	H	W	D	H	W	H	IN 25	24	36	20	19	16.5-20.5	19	19	MM 635	610	914	508	483	419-521	483	483
			OVERALL DIMENSIONS			SEAT DIMENSIONS			BACK DIMENSIONS																																						
			W	D	H	W	D	H	W	H																																					
			IN 25	24	36	20	19	16.5-20.5	19	19																																					
			MM 635	610	914	508	483	419-521	483	483																																					
<table border="1"> <thead> <tr> <th>1</th><th>2</th><th>3</th><th>4</th><th>5</th><th>6</th><th>7</th><th>8</th><th>9</th><th>10</th><th>11</th><th>12</th> </tr> </thead> <tbody> <tr> <td>2738</td><td>724</td><td>756</td><td>783</td><td>814</td><td>865</td><td>912</td><td>959</td><td>1000</td><td>1051</td><td>1099</td><td>1164</td><td>1256</td> </tr> </tbody> </table>												1	2	3	4	5	6	7	8	9	10	11	12	2738	724	756	783	814	865	912	959	1000	1051	1099	1164	1256											
1	2	3	4	5	6	7	8	9	10	11	12																																				
2738	724	756	783	814	865	912	959	1000	1051	1099	1164	1256																																			
<p>RTA 1  1 per carton</p>																																															

DESCRIPTION	FEATURES	MODEL #	STANDARD TEXTILE GRADES												
			1	2	3	4	5	6	7	8	9	10	11	12	
 <p>Medium Posture Mesh Back w/Arms COM: 1 YD 0.91 M Unit weight: 39 LB 17.7 KG Carton weight: 45 LB 20.41 KG Carton volume: 10.75 FT³ 0.3 MT³</p>	 <p>ADJUSTMENTS (1) Tilt tension (2) Pneumatic seat height (9) Tilt lock Posture back Center tilt action</p>	<p>Ergonomic features: A, C, G, H, M, N, Q</p>	2738MB	829	861	888	919	970	1017	1064	1105	1156	1204	1269	1361
			OVERALL DIMENSIONS			SEAT DIMENSIONS			BACK DIMENSIONS						
			W	D	H	W	D	H	W		H				
			IN 25	24	36	20	19	16.5-20.5	19		19				
			MM 635	610	914	508	483	419-521	483		483				
			RTA 1		1 per carton										
 <p>Medium Posture Back - Fully Upholstered w/Arms COM: 1.25 YD 1.14 M Unit weight: 39 LB 17.7 KG Carton weight: 45 LB 20.41 KG Carton volume: 10.75 FT³ 0.3 MT³</p>	 <p>ADJUSTMENTS (1) Tilt tension (2) Pneumatic seat height (9) Tilt lock Posture back Center tilt action</p>	<p>Ergonomic features: A, C, G, H, M, N, Q</p>	2739	794	834	868	907	970	1029	1088	1139	1203	1263	1344	1459
			OVERALL DIMENSIONS			SEAT DIMENSIONS			BACK DIMENSIONS						
			W	D	H	W	D	H	W		H				
			IN 25	24	36	20	19	16.5-20.5	19		19				
			MM 635	610	914	508	483	419-521	483		483				
			RTA 1		1 per carton										
 <p>Medium Posture Stool Nylon Back w/Arms COM: 1 YD 0.91 M Unit weight: 45 LB 20.5 KG Carton weight: 50 LB 22.68 KG Carton volume: 10.75 FT³ 0.3 MT³</p>	 <p>ADJUSTMENTS (1) Tilt tension (2) Pneumatic seat height (9) Tilt lock Posture back Center tilt action</p>	<p>Ergonomic features: A, C, G, H, M, N, Q</p>	2748	966	998	1025	1056	1107	1154	1201	1242	1293	1341	1406	1498
			OVERALL DIMENSIONS			SEAT DIMENSIONS			BACK DIMENSIONS						
			W	D	H	W	D	H	W		H				
			IN 25	24	46	20	19	23-33	19		19				
			MM 635	610	1168	508	483	584-838	483		483				
			RTA 1		1 per carton										
 <p>Medium Posture Stool Mesh Back w/Arms COM: 1 YD 0.91 M Unit weight: 46 LB 20.9 KG Carton weight: 51 LB 23.13 KG Carton volume: 10.75 FT³ 0.3 MT³</p>	 <p>ADJUSTMENTS (1) Tilt tension (2) Pneumatic seat height (9) Tilt lock Posture back Center tilt action</p>	<p>Ergonomic features: A, C, G, H, M, N, Q</p>	2748MB	1075	1107	1134	1165	1216	1263	1310	1351	1402	1450	1515	1607
			OVERALL DIMENSIONS			SEAT DIMENSIONS			BACK DIMENSIONS						
			W	D	H	W	D	H	W		H				
			IN 25	24	46	20	19	23-33	19		19				
			MM 635	610	1168	508	483	584-838	483		483				
			RTA 1		1 per carton										
 <p>Medium Posture Stool - Fully Upholstered w/Arms COM: 1.25 YD 1.14 M Unit weight: 47 LB 21.4 KG Carton weight: 52 LB 23.59 KG Carton volume: 10.75 FT³ 0.3 MT³</p>	 <p>ADJUSTMENTS (1) Tilt tension (2) Pneumatic seat height (9) Tilt lock Posture back Center tilt action</p>	<p>Ergonomic features: A, C, G, H, M, N, Q</p>	2749	1041	1081	1115	1154	1217	1276	1335	1386	1450	1510	1591	1706
			OVERALL DIMENSIONS			SEAT DIMENSIONS			BACK DIMENSIONS						
			W	D	H	W	D	H	W		H				
			IN 25	24	46	20	19	23-33	19		19				
			MM 635	610	1168	508	483	584-838	483		483				
			RTA 1		1 per carton										

LOOVER



model 2660-8



model 2660-3



Optional Memory Foam
See right for details.



model 2661-8




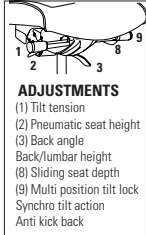


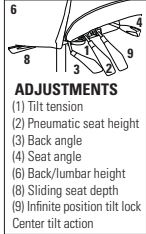

model 2662-3


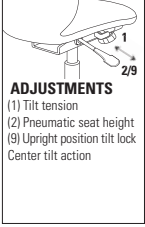


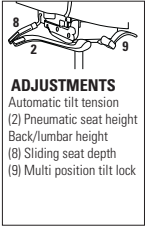


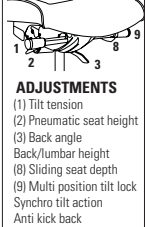


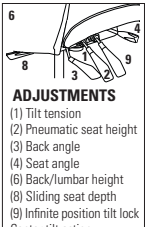


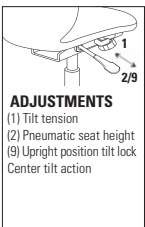

STANDARD FEATURES

- Global's first chair to feature a weight sensing synchro-tilter mechanism that requires no tilt tension adjustment.
- A live lumbar support is incorporated into the back design which is height adjustable via a concealed ratchet system, offering a 2.25" height adjustment.
- Standard with Global's high quality Soft Descent™ pneumatic lift which slowly and gently lowers the seat height of the chair making it easy to obtain the exact seat height you desire.
- Side activated sliding seat depth adjustment is standard on multi-tilters, synchro-tilters and weight sensing synchro-tilter.
- Standard with height and width adjustable (G5) arms with sliding and lockable armcaps. Armcaps also articulate inwards and outwards 30° to aim toward the keyboard or mouse area.
- Standard with soft, durable, self-skinned urethane (SSU) armcaps that are warm to the touch.
- Vari-Width (VA) width adjustable arm extensions are standard when chair is ordered with adjustable arms. Allows the arms to move away from the seat by 2" on each side to allow space if desired for broader hip widths.
- Five prong, injection molded, fiberglass reinforced, nylon medium rise base (B7B) with dual wheel carpet casters (C1).
- Upholstery options: fabric, vinyl or leather. Vinyl and leather models may feature stitch detail across the seat and/or back cushions, if applicable.
- Mesh backs are available in 24 brilliant Vue colors: Sandy Beach (VU10), Desert Sand (VU11), Orange Sunset (VU12), Chocolate Fountain (VU13), Arctic Blue (VU14), Quarry Grey (VU15), Tidal Wave (VU16), Ivy Moss (VU17), Red Rose (VU18), Coal Black (VU19), White (VU20), Lime (VU21), Chartreuse (VU23), Pool Blue (VU26), Sky (VU28), Primary Blue (VU32), Tangerine (VU34), Paprika (VU37), Grain (VU40), Yellow (VU43), Silver Grey (VU55), Silver (VU63), Hot Pink (VU65) and Red Mittens (VU70). Please specify.
- Petite seats have the same list prices as standard models.

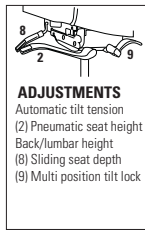
OPTIONAL FEATURES

- Seat available in memory foam, please specify (MF). Add \$106.
- Optional polished aluminum base (B7A), please specify (ALU). Add \$131.
- For hard surface flooring casters, please specify (C9R). Add \$21.
- For additional arm/caster options, please refer to the Arm and Caster section (page 353). *Optional casters may be priced higher than the standard casters for your chair and the difference will be charged. Lower priced optional casters will not be credited.*

DESCRIPTION	FEATURES	MODEL #	STANDARD TEXTILE GRADES											
			1	2	3	4	5	6	7	8	9	10	11	12
 <p>Extended HB Synchro-Tilter w/Back Angle Adj. COM: 1 YD 0.91 M Unit weight: 56 LB 25.5 KG Carton weight: 68 LB 30.84 KG Carton volume: 11 FT³ 0.31 MT³</p>	 <p>ADJUSTMENTS (1) Tilt tension (2) Pneumatic seat height (3) Back angle Back/lumbar height (8) Sliding seat depth (9) Multi position tilt lock Synchro tilt action Anti kick back</p>	<p>2660-0 1059 1091 1118 1149 1200 1247 1294 1335 1386 1434 1499 1591 2660P-0 Petite seat IN W20 D18-21 H16.25-20.25 MM W508 D457-533 H413-514</p>	OVERALL DIMENSIONS			SEAT DIMENSIONS			BACK DIMENSIONS					
			W	D	H	W	D	H	W	H				
			IN 25.5	25	45.5	20	19-22	16.25-20.25	19.5	26.5-29				
			MM 648	635	1156	508	483-559	413-514	495	673-737				
			RTA 2		1 per carton									
 <p>Extended HB Multi-Tilter COM: 1 YD 0.91 M Unit weight: 60 LB 27.3 KG Carton weight: 68 LB 30.84 KG Carton volume: 11 FT³ 0.31 MT³</p>	 <p>ADJUSTMENTS (1) Tilt tension (2) Pneumatic seat height (3) Back angle (4) Seat angle (6) Back/lumbar height (8) Sliding seat depth (9) Infinite position tilt lock Center tilt action</p>	<p>2660-3 1059 1091 1118 1149 1200 1247 1294 1335 1386 1434 1499 1591 2660P-3 Petite seat IN W20 D18-21 H16-20 MM W508 D457-533 H406-508</p>	OVERALL DIMENSIONS			SEAT DIMENSIONS			BACK DIMENSIONS					
			W	D	H	W	D	H	W	H				
			IN 25.5	25	45.5	20	19-22	16-20	19.5	26.5-29				
			MM 648	635	1156	508	483-559	406-508	495	673-737				
			RTA 2		1 per carton									

DESCRIPTION	FEATURES	MODEL #	STANDARD TEXTILE GRADES												
			1	2	3	4	5	6	7	8	9	10	11	12	
 <p>Extended HB Tilter COM: 1 YD 0.91 M Unit weight: 54 LB 24.5 KG Carton weight: 62 LB 28.12 KG Carton volume: 11 FT³ 0.31 MT³</p>	 <p>ADJUSTMENTS (1) Tilt tension (2) Pneumatic seat height (9) Upright position tilt lock Center tilt action</p>	<p>Ergonomic features: A, B, C, D, H, M, N, Q, R, S, U</p>	<p>2660-4 963 995 1022 1053 1104 1151 1198 1239 1290 1338 1403 1495 2660P-4 Petite seat IN W20 D18-19 H16-21 MM W508 D457-483 H406-533</p>												
			OVERALL DIMENSIONS			SEAT DIMENSIONS			BACK DIMENSIONS						
			W	D	H	W	D	H	W	H					
			IN 25.5 MM 648	25 635	45.5 1156	20 508	19-20 483-508	16-21 406-533	19.5 495	26.5-29 673-737					
<p>RTA 2  1 per carton</p>															
 <p>Extended HB Weight Sensing Synchro-Tilter COM: 1 YD 0.91 M Unit weight: 58 LB 26.4 KG Carton weight: 66 LB 29.94 KG Carton volume: 11 FT³ 0.31 MT³</p>	 <p>ADJUSTMENTS Automatic tilt tension (2) Pneumatic seat height Back/lumbar height (8) Sliding seat depth (9) Multi position tilt lock</p>	<p>Ergonomic features: A, B, C, D, E, H, L, M, N, Q, R, U</p>	<p>2660-8 1059 1091 1118 1149 1200 1247 1294 1335 1386 1434 1499 1591 2660P-8 Petite seat IN W20 D18-21 H16-21 MM W508 D457-533 H406-533</p>												
			OVERALL DIMENSIONS			SEAT DIMENSIONS			BACK DIMENSIONS						
			W	D	H	W	D	H	W	H					
			IN 25.5 MM 648	25 635	45.5 1156	20 508	19-22 483-559	16-21 406-533	19.5 495	26.5-29 673-737					
<p>RTA 2  1 per carton</p>															
 <p>HB Synchro-Tilter w/Back Angle Adj. COM: 1 YD 0.91 M Unit weight: 54 LB 24.5 KG Carton weight: 66 LB 29.94 KG Carton volume: 10.5 FT³ 0.29 MT³</p>	 <p>ADJUSTMENTS (1) Tilt tension (2) Pneumatic seat height (3) Back angle Back/lumbar height (8) Sliding seat depth (9) Multi position tilt lock Synchro tilt action Anti kick back</p>	<p>Ergonomic features: A, B, C, D, E, G, H, L, M, N, Q, R, U</p>	<p>2661-0 1030 1062 1089 1120 1171 1218 1265 1306 1357 1405 1470 1562 2661P-0 Petite seat IN W20 D18-21 H16.25-20.25 MM W508 D457-533 H413-514</p>												
			OVERALL DIMENSIONS			SEAT DIMENSIONS			BACK DIMENSIONS						
			W	D	H	W	D	H	W	H					
			IN 25.5 MM 648	24 610	42.5 1080	20 508	19-22 483-559	16.25-20.25 413-514	19.5 495	25-27.5 635-699					
<p>RTA 2  1 per carton</p>															
 <p>HB Multi-Tilter COM: 1 YD 0.91 M Unit weight: 56 LB 25.5 KG Carton weight: 68 LB 30.84 KG Carton volume: 10.5 FT³ 0.29 MT³</p>	 <p>ADJUSTMENTS (1) Tilt tension (2) Pneumatic seat height (3) Back angle (4) Seat angle (6) Back/lumbar height (8) Sliding seat depth (9) Infinite position tilt lock Center tilt action</p>	<p>Ergonomic features: A, B, C, D, E, F, G, H, M, N, Q, R, S, U</p>	<p>2661-3 1030 1062 1089 1120 1171 1218 1265 1306 1357 1405 1470 1562 2661P-3 Petite seat IN W20 D18-21 H16-20 MM W508 D457-533 H406-508</p>												
			OVERALL DIMENSIONS			SEAT DIMENSIONS			BACK DIMENSIONS						
			W	D	H	W	D	H	W	H					
			IN 25.5 MM 648	25 635	42.5 1080	20 508	19-22 483-559	16-20 406-508	19.5 495	25-27.5 635-699					
<p>RTA 2  1 per carton</p>															
 <p>HB Tilter COM: 1 YD 0.91 M Unit weight: 50 LB 22.7 KG Carton weight: 62 LB 28.12 KG Carton volume: 10.5 FT³ 0.29 MT³</p>	 <p>ADJUSTMENTS (1) Tilt tension (2) Pneumatic seat height (9) Upright position tilt lock Center tilt action</p>	<p>Ergonomic features: A, B, C, D, H, M, N, Q, R, S, U</p>	<p>2661-4 932 964 991 1022 1073 1120 1167 1208 1259 1307 1372 1464 2661P-4 Petite seat IN W20 D18-19 H16-21 MM W508 D457-483 H406-533</p>												
			OVERALL DIMENSIONS			SEAT DIMENSIONS			BACK DIMENSIONS						
			W	D	H	W	D	H	W	H					
			IN 25.5 MM 648	25 635	42.5 1080	20 508	19-20 483-508	16-21 406-533	19.5 495	25-27.5 635-699					
<p>RTA 2  1 per carton</p>															

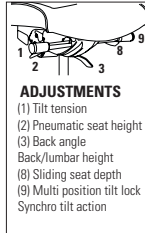
DESCRIPTION FEATURES MODEL # STANDARD TEXTILE GRADES



HB Weight Sensing Synchro-Tilter
 COM: 1 YD | 0.91 M
 Unit weight: 54 LB | 24.5 KG
 Carton weight: 66 LB | 29.94 KG
 Carton volume: 10.5 FT³ | 0.3 MT³

Ergonomic features:
 A, B, C, D, E, H, L, M, N, Q, R, U

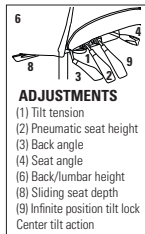
		1	2	3	4	5	6	7	8	9	10	11	12
2661-8		1030	1062	1089	1120	1171	1218	1265	1306	1357	1405	1470	1562
2661P-8 Petite seat		IN W20 D18-21 H16-21 MM W508 D457-533 H406-533											
OVERALL DIMENSIONS			SEAT DIMENSIONS			BACK DIMENSIONS							
W	D	H	W	D	H	W	H						
IN 25.5 MM 648	24 610	42.5 1080	20 508	19-22 483-559	16-21 406-533	19.5 495	25-27.5 635-699						
		RTA 2				1 per carton							



MB Synchro-Tilter w/Back Angle Adj.
 COM: 1 YD | 0.91 M
 Unit weight: 52 LB | 23.6 KG
 Carton weight: 64 LB | 29.03 KG
 Carton volume: 10.5 FT³ | 0.29 MT³

Ergonomic features:
 A, B, C, D, E, G, H, L, M, N, Q, R, U

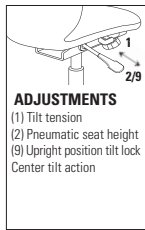
		1	2	3	4	5	6	7	8	9	10	11	12
2662-0		1003	1035	1062	1093	1144	1191	1238	1279	1330	1378	1443	1535
2662P-0 Petite seat		IN W20 D18-21 H16.25-20.25 MM W508 D457-533 H413-514											
OVERALL DIMENSIONS			SEAT DIMENSIONS			BACK DIMENSIONS							
W	D	H	W	D	H	W	H						
IN 25.5 MM 648	24 610	39.5 1003	20 508	19-22 483-559	16.25-20.25 413-514	19.5 495	22-24.5 559-622						
		RTA 2				1 per carton							



MB Multi-Tilter
 COM: 1 YD | 0.91 M
 Unit weight: 54 LB | 24.5 KG
 Carton weight: 66 LB | 29.94 KG
 Carton volume: 10.5 FT³ | 0.29 MT³

Ergonomic features:
 A, B, C, D, E, F, G, H, M, N, Q, R, S, U

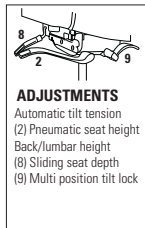
		1	2	3	4	5	6	7	8	9	10	11	12
2662-3		1003	1035	1062	1093	1144	1191	1238	1279	1330	1378	1443	1535
2662P-3 Petite seat		IN W20 D18-21 H16-20 MM W508 D457-533 H406-508											
OVERALL DIMENSIONS			SEAT DIMENSIONS			BACK DIMENSIONS							
W	D	H	W	D	H	W	H						
IN 25.5 MM 648	25 635	39.5 1003	20 508	19-22 483-559	16-20 406-508	19.5 495	22-24.5 559-622						
		RTA 2				1 per carton							



MB Tilter
 COM: 1 YD | 0.91 M
 Unit weight: 48 LB | 21.8 KG
 Carton weight: 60 LB | 27.22 KG
 Carton volume: 10.5 FT³ | 0.29 MT³

Ergonomic features:
 A, B, C, D, H, M, N, Q, R, S, U


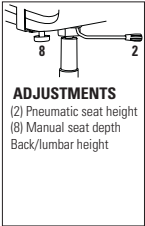


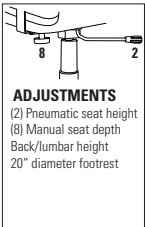


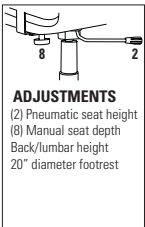


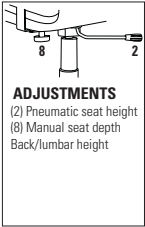

		1	2	3	4	5	6	7	8	9	10	11	12
2662-4		902	934	961	992	1043	1090	1137	1178	1229	1277	1342	1434
2662P-4 Petite seat		IN W20 D18-19 H16-21 MM W508 D457-483 H406-533											
OVERALL DIMENSIONS			SEAT DIMENSIONS			BACK DIMENSIONS							
W	D	H	W	D	H	W	H						
IN 25.5 MM 648	25 635	39.5 1003	20 508	19-20 483-508	16-21 406-533	19.5 495	22-24.5 559-622						
		RTA 2				1 per carton							



MB Weight Sensing Synchro-Tilter
 COM: 1 YD | 0.91 M
 Unit weight: 52 LB | 23.6 KG
 Carton weight: 64 LB | 29.03 KG
 Carton volume: 10.5 FT³ | 0.29 MT³

Ergonomic features:
 A, B, C, D, E, H, L, M, N, Q, R, U

		1	2	3	4	5	6	7	8	9	10	11	12
2662-8		1003	1035	1062	1093	1144	1191	1238	1279	1330	1378	1443	1535
2662P-8 Petite seat		IN W20 D18-21 H16-21 MM W508 D457-533 H406-533											
OVERALL DIMENSIONS			SEAT DIMENSIONS			BACK DIMENSIONS							
W	D	H	W	D	H	W	H						
IN 25.5 MM 648	24 610	39.5 1003	20 508	19-22 483-559	16-21 406-533	19.5 495	22-24.5 559-622						
		RTA 2				1 per carton							

DESCRIPTION	FEATURES	MODEL #	STANDARD TEXTILE GRADES																																																		
			1	2	3	4	5	6	7	8	9	10	11	12																																							
 <p>MB Task COM: 1 YD 0.91 M Unit weight: 36 LB 16.4 KG Carton weight: 45 LB 20.41 KG Carton volume: 10.5 FT³ 0.29 MT³</p>	 <p>ADJUSTMENTS (2) Pneumatic seat height (8) Manual seat depth Back/lumbar height</p>	<p>Ergonomic features: C, D, E, H, M, N, Q, R, U</p>	<table border="1"> <thead> <tr> <th>MODEL #</th> <th>1</th><th>2</th><th>3</th><th>4</th><th>5</th><th>6</th><th>7</th><th>8</th><th>9</th><th>10</th><th>11</th><th>12</th> </tr> </thead> <tbody> <tr> <td>2662-6</td> <td>900</td><td>932</td><td>959</td><td>990</td><td>1041</td><td>1088</td><td>1135</td><td>1176</td><td>1227</td><td>1275</td><td>1340</td><td>1432</td> </tr> <tr> <td>2662P-6 Petite seat</td> <td colspan="12">IN W20 D18-19 H16.5-21.5 MM W508 D457-483 H419-546</td> </tr> </tbody> </table>												MODEL #	1	2	3	4	5	6	7	8	9	10	11	12	2662-6	900	932	959	990	1041	1088	1135	1176	1227	1275	1340	1432	2662P-6 Petite seat	IN W20 D18-19 H16.5-21.5 MM W508 D457-483 H419-546											
			MODEL #	1	2	3	4	5	6	7	8	9	10	11	12																																						
2662-6	900	932	959	990	1041	1088	1135	1176	1227	1275	1340	1432																																									
2662P-6 Petite seat	IN W20 D18-19 H16.5-21.5 MM W508 D457-483 H419-546																																																				
			<p>OVERALL DIMENSIONS</p> <table border="1"> <thead> <tr> <th>W</th><th>D</th><th>H</th> </tr> </thead> <tbody> <tr> <td>IN 25.5</td><td>25</td><td>39.5</td> </tr> <tr> <td>MM 648</td><td>635</td><td>1003</td> </tr> </tbody> </table>			W	D	H	IN 25.5	25	39.5	MM 648	635	1003	<p>SEAT DIMENSIONS</p> <table border="1"> <thead> <tr> <th>W</th><th>D</th><th>H</th> </tr> </thead> <tbody> <tr> <td>IN 20</td><td>19-20</td><td>16.5-21.5</td> </tr> <tr> <td>MM 508</td><td>483-508</td><td>419-546</td> </tr> </tbody> </table>			W	D	H	IN 20	19-20	16.5-21.5	MM 508	483-508	419-546	<p>BACK DIMENSIONS</p> <table border="1"> <thead> <tr> <th>W</th><th>H</th> </tr> </thead> <tbody> <tr> <td>IN 19.5</td><td>21</td> </tr> <tr> <td>MM 495</td><td>533</td> </tr> </tbody> </table>			W	H	IN 19.5	21	MM 495	533																		
W	D	H																																																			
IN 25.5	25	39.5																																																			
MM 648	635	1003																																																			
W	D	H																																																			
IN 20	19-20	16.5-21.5																																																			
MM 508	483-508	419-546																																																			
W	H																																																				
IN 19.5	21																																																				
MM 495	533																																																				
			<p>RTA 2  1 per carton</p>																																																		
 <p>MB Height Adjustable Stool - Task COM: 1 YD 0.91 M Unit weight: 41 LB 18.6 KG Carton weight: 50 LB 22.68 KG Carton volume: 10.5 FT³ 0.29 MT³</p>	 <p>ADJUSTMENTS (2) Pneumatic seat height (8) Manual seat depth Back/lumbar height 20" diameter footrest</p>	<p>Ergonomic features: C, D, E, H, M, N, Q, R, U</p>	<table border="1"> <thead> <tr> <th>MODEL #</th> <th>1</th><th>2</th><th>3</th><th>4</th><th>5</th><th>6</th><th>7</th><th>8</th><th>9</th><th>10</th><th>11</th><th>12</th> </tr> </thead> <tbody> <tr> <td>2663-6</td> <td>1187</td><td>1219</td><td>1246</td><td>1277</td><td>1328</td><td>1375</td><td>1422</td><td>1463</td><td>1514</td><td>1562</td><td>1627</td><td>1719</td> </tr> <tr> <td>2663P-6 Petite seat</td> <td colspan="12">IN W20 D18-19 H24-34 MM W508 D457-483 H610-864</td> </tr> </tbody> </table>												MODEL #	1	2	3	4	5	6	7	8	9	10	11	12	2663-6	1187	1219	1246	1277	1328	1375	1422	1463	1514	1562	1627	1719	2663P-6 Petite seat	IN W20 D18-19 H24-34 MM W508 D457-483 H610-864											
			MODEL #	1	2	3	4	5	6	7	8	9	10	11	12																																						
2663-6	1187	1219	1246	1277	1328	1375	1422	1463	1514	1562	1627	1719																																									
2663P-6 Petite seat	IN W20 D18-19 H24-34 MM W508 D457-483 H610-864																																																				
			<p>OVERALL DIMENSIONS</p> <table border="1"> <thead> <tr> <th>W</th><th>D</th><th>H</th> </tr> </thead> <tbody> <tr> <td>IN 25.5</td><td>25</td><td>50</td> </tr> <tr> <td>MM 648</td><td>635</td><td>1270</td> </tr> </tbody> </table>			W	D	H	IN 25.5	25	50	MM 648	635	1270	<p>SEAT DIMENSIONS</p> <table border="1"> <thead> <tr> <th>W</th><th>D</th><th>H</th> </tr> </thead> <tbody> <tr> <td>IN 20</td><td>19-20</td><td>24-34</td> </tr> <tr> <td>MM 508</td><td>483-508</td><td>610-864</td> </tr> </tbody> </table>			W	D	H	IN 20	19-20	24-34	MM 508	483-508	610-864	<p>BACK DIMENSIONS</p> <table border="1"> <thead> <tr> <th>W</th><th>H</th> </tr> </thead> <tbody> <tr> <td>IN 19.5</td><td>21</td> </tr> <tr> <td>MM 495</td><td>533</td> </tr> </tbody> </table>			W	H	IN 19.5	21	MM 495	533																		
W	D	H																																																			
IN 25.5	25	50																																																			
MM 648	635	1270																																																			
W	D	H																																																			
IN 20	19-20	24-34																																																			
MM 508	483-508	610-864																																																			
W	H																																																				
IN 19.5	21																																																				
MM 495	533																																																				
			<p>RTA 2  1 per carton</p>																																																		
 <p>MB Height Adjustable Stool - Task COM: 1 YD 0.91 M Unit weight: 35 LB 15.9 KG Carton weight: 44 LB 19.96 KG Carton volume: 10.5 FT³ 0.29 MT³</p>	 <p>ADJUSTMENTS (2) Pneumatic seat height (8) Manual seat depth Back/lumbar height 20" diameter footrest</p>	<p>Ergonomic features: C, D, E, M, N, U</p>	<table border="1"> <thead> <tr> <th>MODEL #</th> <th>1</th><th>2</th><th>3</th><th>4</th><th>5</th><th>6</th><th>7</th><th>8</th><th>9</th><th>10</th><th>11</th><th>12</th> </tr> </thead> <tbody> <tr> <td>2664-6</td> <td>1040</td><td>1072</td><td>1099</td><td>1130</td><td>1181</td><td>1228</td><td>1275</td><td>1316</td><td>1367</td><td>1415</td><td>1480</td><td>1572</td> </tr> <tr> <td>2664P-6 Petite seat</td> <td colspan="12">IN W20 D18-19 H24-34 MM W508 D457-483 H610-864</td> </tr> </tbody> </table>												MODEL #	1	2	3	4	5	6	7	8	9	10	11	12	2664-6	1040	1072	1099	1130	1181	1228	1275	1316	1367	1415	1480	1572	2664P-6 Petite seat	IN W20 D18-19 H24-34 MM W508 D457-483 H610-864											
			MODEL #	1	2	3	4	5	6	7	8	9	10	11	12																																						
2664-6	1040	1072	1099	1130	1181	1228	1275	1316	1367	1415	1480	1572																																									
2664P-6 Petite seat	IN W20 D18-19 H24-34 MM W508 D457-483 H610-864																																																				
			<p>OVERALL DIMENSIONS</p> <table border="1"> <thead> <tr> <th>W</th><th>D</th><th>H</th> </tr> </thead> <tbody> <tr> <td>IN 20</td><td>25</td><td>50</td> </tr> <tr> <td>MM 508</td><td>635</td><td>1270</td> </tr> </tbody> </table>			W	D	H	IN 20	25	50	MM 508	635	1270	<p>SEAT DIMENSIONS</p> <table border="1"> <thead> <tr> <th>W</th><th>D</th><th>H</th> </tr> </thead> <tbody> <tr> <td>IN 20</td><td>19-20</td><td>24-34</td> </tr> <tr> <td>MM 508</td><td>483-508</td><td>610-864</td> </tr> </tbody> </table>			W	D	H	IN 20	19-20	24-34	MM 508	483-508	610-864	<p>BACK DIMENSIONS</p> <table border="1"> <thead> <tr> <th>W</th><th>H</th> </tr> </thead> <tbody> <tr> <td>IN 19.5</td><td>21</td> </tr> <tr> <td>MM 495</td><td>533</td> </tr> </tbody> </table>			W	H	IN 19.5	21	MM 495	533																		
W	D	H																																																			
IN 20	25	50																																																			
MM 508	635	1270																																																			
W	D	H																																																			
IN 20	19-20	24-34																																																			
MM 508	483-508	610-864																																																			
W	H																																																				
IN 19.5	21																																																				
MM 495	533																																																				
			<p>RTA 2  1 per carton</p>																																																		
 <p>MB Task COM: 1 YD 0.91 M Unit weight: 30 LB 13.6 KG Carton weight: 39 LB 17.69 KG Carton volume: 10.5 FT³ 0.29 MT³</p>	 <p>ADJUSTMENTS (2) Pneumatic seat height (8) Manual seat depth Back/lumbar height</p>	<p>Ergonomic features: C, D, E, M, N, U</p>	<table border="1"> <thead> <tr> <th>MODEL #</th> <th>1</th><th>2</th><th>3</th><th>4</th><th>5</th><th>6</th><th>7</th><th>8</th><th>9</th><th>10</th><th>11</th><th>12</th> </tr> </thead> <tbody> <tr> <td>2665-6</td> <td>753</td><td>785</td><td>812</td><td>843</td><td>894</td><td>941</td><td>988</td><td>1029</td><td>1080</td><td>1128</td><td>1193</td><td>1285</td> </tr> <tr> <td>2665P-6 Petite seat</td> <td colspan="12">IN W20 D18-19 H16.5-21.5 MM W508 D457-483 H419-546</td> </tr> </tbody> </table>												MODEL #	1	2	3	4	5	6	7	8	9	10	11	12	2665-6	753	785	812	843	894	941	988	1029	1080	1128	1193	1285	2665P-6 Petite seat	IN W20 D18-19 H16.5-21.5 MM W508 D457-483 H419-546											
			MODEL #	1	2	3	4	5	6	7	8	9	10	11	12																																						
2665-6	753	785	812	843	894	941	988	1029	1080	1128	1193	1285																																									
2665P-6 Petite seat	IN W20 D18-19 H16.5-21.5 MM W508 D457-483 H419-546																																																				
			<p>OVERALL DIMENSIONS</p> <table border="1"> <thead> <tr> <th>W</th><th>D</th><th>H</th> </tr> </thead> <tbody> <tr> <td>IN 20</td><td>25</td><td>39.5</td> </tr> <tr> <td>MM 508</td><td>635</td><td>1003</td> </tr> </tbody> </table>			W	D	H	IN 20	25	39.5	MM 508	635	1003	<p>SEAT DIMENSIONS</p> <table border="1"> <thead> <tr> <th>W</th><th>D</th><th>H</th> </tr> </thead> <tbody> <tr> <td>IN 20</td><td>19-20</td><td>16.5-21.5</td> </tr> <tr> <td>MM 508</td><td>483-508</td><td>419-546</td> </tr> </tbody> </table>			W	D	H	IN 20	19-20	16.5-21.5	MM 508	483-508	419-546	<p>BACK DIMENSIONS</p> <table border="1"> <thead> <tr> <th>W</th><th>H</th> </tr> </thead> <tbody> <tr> <td>IN 19.5</td><td>21</td> </tr> <tr> <td>MM 495</td><td>533</td> </tr> </tbody> </table>			W	H	IN 19.5	21	MM 495	533																		
W	D	H																																																			
IN 20	25	39.5																																																			
MM 508	635	1003																																																			
W	D	H																																																			
IN 20	19-20	16.5-21.5																																																			
MM 508	483-508	419-546																																																			
W	H																																																				
IN 19.5	21																																																				
MM 495	533																																																				
			<p>RTA 2  1 per carton</p>																																																		

LURAY



model 6461-2 w/wood armcaps



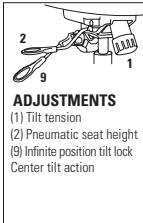
Optional wood armcap



model 6460-2 w/SSU armcaps

MECHANISM OPTIONS:

Tilter mechanism (-4)



ADJUSTMENTS

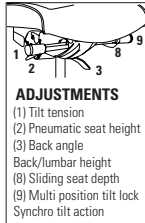
- (1) Tilt tension
 - (2) Pneumatic seat height
 - (3) Back angle
 - (8) Sliding seat depth
 - (9) Infinite position tilt lock
- Center tilt action

Ergonomic features:

A, B, C, M, N, S, U

ergonomic feature U - not applicable on pedestal base models

Knee-tilter mechanism (-2)



ADJUSTMENTS

- (1) Tilt tension
 - (2) Pneumatic seat height
 - (3) Back angle
 - Back/lumbar height
 - (8) Sliding seat depth
 - (9) Multi position tilt lock
- Synchro tilt action

Ergonomic features:

A, B, C, J, M, N, U

STANDARD FEATURES

- Luray is designed for boardrooms, meeting rooms and executive offices.
- Luray offers a choice of finishes to match any environment: from durable nylon components to sophisticated polished aluminum and elegant wood trim.
- Three back heights are available, featuring horizontal sewing details.
- Stitch detail on edges of seat and back is discrete, using matched thread as standard.
- Choice of two mechanisms; tilter and knee-tilter.
- Standard with Global's high quality Soft Descent™ pneumatic lift which slowly and gently lowers the seat height of the chair making it easy to obtain the exact seat height you desire.
- Pedestal base models provide fixed location seating for use in auditoriums, classrooms, jury boxes, public venues and more. The base must be mounted to the floor (mounting hardware not included). See Pedestal Base Installation Guide on website for details.
- Fixed loop arm design comes standard in Black fiberglass reinforced nylon with a self-skinned urethane (SSU) armcap; which is soft, durable and warm to the touch. The armcap overhangs the front and side of the arm so that chair to table contact is cushioned by the pliable edge.
- Five prong, injection molded, fiberglass reinforced nylon Black base with dual wheel carpet casters (C1).
- Upholstery options: fabric, vinyl or leather. Vinyl and leather models may feature stitch detail across the seat and/or back cushions, if applicable.

OPTIONAL FEATURES

- Upholstery is available with exaggerated top stitch detail (heavier thread). 14 coordinating or contrasting colors may be selected. Please specify.
- For additional caster options, please refer to the Arm and Caster section (page 353). *Optional casters may be priced higher than the standard casters for your chair and the difference will be charged. Lower priced optional casters will not be credited.*
- Pedestal base models have Black bases with 2" height adjustable cylinders, please specify:
 - (SH) Swivel, auto return to max height. No upcharge.
 - (SN) Non-swivel, auto return to max height. Add \$16.
 - (SC) Swivel, auto return to center and return to max height. Add \$26.

Please add option codes in the following order:






- **Model number**
 - 6460 Extended high back.
 - 6461 High back.
 - 6462 Medium back.
- **Textile**
 - Specify textile code.
- **Mechanism**
 - (4) tilter mechanism. No upcharge.
 - (2) knee-tilt mechanism. Add \$131.
- **Arms**
 - (SS) Black nylon arms w/SSU armcaps.
 - (AN) Aluminum arms w/SSU armcaps.
 - Aluminum arms with wood armcaps, specify finish from the following. Add \$197.
 - (AB) Absolute AAM
 - (B2) Black BKM
 - (AE) Cherry ACM
 - (EO) English Oak EOM
 - (EC) Espresso Cafe ECM
 - (HG) Gray HGM
 - (AH) Honey AHM
 - (TM) Mahogany TMM
 - (AV) Maple AVM
 - (MW) Medium Walnut MWM
 - (NT) Natural Walnut NLW
 - (AT) Night ASM
 - (BI) Noce Biondo NBM
 - (GI) Noce Grigio NGM
 - (EI) Noce Leggero NEM
 - (MI) Noce Medio NMM
 - (SK) Shaker Cherry SKM
 - (TF) Fruitwood TFM
 - (W4) Walnut TWM
 - (WR) WC Cream WTM
 - (WH) White WHM
 - (WC) Winter Cherry WCM (colors shown on website)
- **Base**
 - (B7) Black nylon B7B base.
 - (A7) Polished aluminum B7A base. Add \$131.
- **Casters**
 - (CX) Dual wheel carpet casters (C1).
 - (ID) Dual wheel hard floor casters (C9R). Add \$21.
- **Stitch detail**
 - (MS) Color matched stitching. Decorative top stitch. No upcharge.


(XP) Black	(XB) Beige
(XG) Copen	(XA) Graphite
(XK) Mahogany	(XJ) Natural
(XH) Navy #3	(XD) New Grey
(XF) Nickel	(XN) Off-white
(XL) Rubytone	(XI) Scarlet
(XC) Smoke	(XE) Taupe

 (colors shown on website)
- **Seat foam**
 - (SF) Standard foam.
 - (MF) Memory foam. Add \$106.

EXAMPLE LURAY ORDER CODE:

6460	-WA50	-4	-AH	-A7	-CX	-MS	-SF
Model number	Textile	Mechanism	Arms	Base	Casters	Stitch detail	Seat foam

DESCRIPTION	FEATURES	MODEL #	STANDARD TEXTILE GRADES											
			1	2	3	4	5	6	7	8	9	10	11	12
 <p>Extended High Back COM: 2.25 YD 2.06 M Unit weight: 38 LB 17.3 KG Carton weight: 46 LB 20.87 KG Carton volume: 14.75 FT³ 0.41 MT³</p>	See series notes for mechanism options.	6460	1017	1089	1150	1220	1335	1440	1546	1638	1753	1861	2007	2214
			OVERALL DIMENSIONS			SEAT DIMENSIONS			BACK DIMENSIONS					
			W	D	H	W	D	H	W	H				
			IN 25	26.5	46	20	19	16.5-21.5	20	27.5				
			MM 635	673	1168	508	483	419-546	508	699				
		RTA 1	1 per carton											
 <p>Extended High Back Pedestal Base COM: 2.25 YD 2.06 M Unit weight: 39 LB 17.7 KG Carton weight: 47 LB 21.32 KG Carton volume: 14.75 FT³ 0.41 MT³</p>	See series notes for mechanism options.	6460PB	1226	1298	1359	1429	1543	1649	1755	1847	1962	2070	2216	2423
			OVERALL DIMENSIONS			SEAT DIMENSIONS			BACK DIMENSIONS					
			W	D	H	W	D	H	W	H				
			IN 25	26.5	44	20	19	17-19	20	27.5				
			MM 635	673	1118	508	483	432-483	508	699				
		RTA 1	1 per carton											
 <p>High Back COM: 2 YD 1.83 M Unit weight: 36 LB 16.4 KG Carton weight: 44 LB 19.96 KG Carton volume: 13.75 FT³ 0.38 MT³</p>	See series notes for mechanism options.	6461	984	1048	1102	1165	1266	1360	1454	1536	1638	1734	1864	2048
			OVERALL DIMENSIONS			SEAT DIMENSIONS			BACK DIMENSIONS					
			W	D	H	W	D	H	W	H				
			IN 25	26.5	42.5	20	19	16.5-21.5	20	24				
			MM 635	673	1080	508	483	419-546	508	610				
		RTA 1	1 per carton											
 <p>High Back Pedestal Base COM: 2 YD 1.83 M Unit weight: 37 LB 16.8 KG Carton weight: 45 LB 20.41 KG Carton volume: 13.75 FT³ 0.38 MT³</p>	See series notes for mechanism options.	6461PB	1193	1257	1311	1373	1475	1569	1663	1745	1847	1943	2073	2257
			OVERALL DIMENSIONS			SEAT DIMENSIONS			BACK DIMENSIONS					
			W	D	H	W	D	H	W	H				
			IN 25	26.5	41	20	19	17-19	20	24				
			MM 635	673	1041	508	483	432-483	508	610				
		RTA 1	1 per carton											
 <p>Medium Back COM: 1.75 YD 1.6 M Unit weight: 34 LB 15.5 KG Carton weight: 40 LB 18.14 KG Carton volume: 13.75 FT³ 0.38 MT³</p>	See series notes for mechanism options.	6462	952	1008	1055	1110	1199	1281	1363	1435	1524	1608	1722	1883
			OVERALL DIMENSIONS			SEAT DIMENSIONS			BACK DIMENSIONS					
			W	D	H	W	D	H	W	H				
			IN 25	26.5	39.5	20	19	16.5-21.5	20	21				
			MM 635	673	1003	508	483	419-546	508	533				
		RTA 1	1 per carton											

DESCRIPTION	FEATURES	MODEL #	STANDARD TEXTILE GRADES													
			1	2	3	4	5	6	7	8	9	10	11	12		
 <p>Medium Back Pedestal Base COM: 1.75 YD 1.6 M Unit weight: 35 LB 15.9 KG Carton weight: 41 LB 18.6 KG Carton volume: 13.75 FT³ 0.38 MT³</p>	See series notes for mechanism options.	6462PB	1159	1215	1262	1317	1406	1488	1570	1642	1731	1815	1929	2090		
			OVERALL DIMENSIONS			SEAT DIMENSIONS			BACK DIMENSIONS							
			W	D	H	W	D	H	W	H						
			IN 25	26.5	37	20	19	17-19	20	21						
MM 635	673	940	508	483	432-483	508	533									
		RTA 1	1 per carton													

MALAGA



model 3140-3 (TD)



model 3140-3 (TD/PSB)



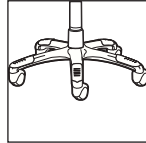
Optional Memory Foam
See right for details.



model 3141-3



model 3141-3




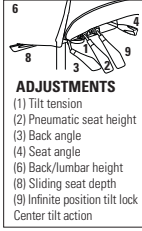

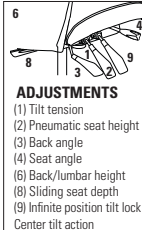
Optional B2 Base
See right for details.

STANDARD FEATURES

- A contoured molded foam seat, built-in lumbar support and an upholstered outer back shell are standard on all models.
- Standard with adjustable height T-arms with teardrop shaped (TD) self-skinned urethane (SSU) armcaps.
- All models are standard with a five prong, injection molded, fiberglass reinforced nylon Black spider base with dual wheel carpet casters (C10).
- Base and frame are available in Black only.
- All models (except high back) are shipped partially KD.
- Vari-Width (WA) width adjustable arm extensions are standard when chair is ordered with adjustable arms. Allows the arms to move away from the seat by 2" on each side to allow space if desired for broader hip widths.
- Malaga heavy duty models can be found under the Heavy Duty section (page 338).
- Upholstery options: fabric only.

OPTIONAL FEATURES

- Available with an impact resistant polypropylene back shroud in Black only, please specify (PSB). No upcharge.
- Optional abrasion resistant outer back fabric (polyester) is available. Resistant to impact damage. Available in Black only. Please specify (BKB). Add \$9.
- Polished aluminum base with Black scuff tips, please specify (B2). Add \$131.
- For hard surface flooring casters, please specify (C10R). Add \$20.
- For additional arm/caster options, please refer to the Arm and Caster section (page 353). *Optional casters may be priced higher than the standard casters for your chair and the difference will be charged. Lower priced optional casters will not be credited.*

DESCRIPTION	FEATURES	MODEL #	STANDARD TEXTILE GRADES														
			1	2	3	4	5	6	7	8	9	10	11	12			
 <p>HB Multi-Tilter COM: 1.75 YD 1.6 M Unit weight: 45 LB 20.5 KG Carton weight: 54 LB 24.49 KG Carton volume: 10.5 FT³ 0.29 MT³</p>	 <p>ADJUSTMENTS (1) Tilt tension (2) Pneumatic seat height (3) Back angle (4) Seat angle (6) Back/lumbar height (8) Sliding seat depth (9) Infinite position tilt lock Center tilt action</p>	<p>Ergonomic features: A, B, C, D, E, F, G, H, M, N, Q, S</p>	3140-3	1207	1263	1310	1365	1454	1536	1618	1690	1779	1863	1977	2138		
			OVERALL DIMENSIONS			SEAT DIMENSIONS			BACK DIMENSIONS								
			W	D	H	W	D	H	W	H							
			IN 26	25	41	20	18-21	16.5-21.5	18.5	22.5-25							
MM 660	635	1041	508	457-533	419-546	470	572-635										
			RTA 2	courier		1 per carton											
 <p>LB Multi-Tilter COM: 1.5 YD 1.37 M Unit weight: 43 LB 19.5 KG Carton weight: 52 LB 23.59 KG Carton volume: 10.5 FT³ 0.29 MT³</p>	 <p>ADJUSTMENTS (1) Tilt tension (2) Pneumatic seat height (3) Back angle (4) Seat angle (6) Back/lumbar height (8) Sliding seat depth (9) Infinite position tilt lock Center tilt action</p>	<p>Ergonomic features: A, B, C, D, E, F, G, H, M, N, Q, S, U</p>	3141-3	1144	1192	1233	1279	1356	1426	1497	1558	1635	1707	1804	1942		
			OVERALL DIMENSIONS			SEAT DIMENSIONS			BACK DIMENSIONS								
			W	D	H	W	D	H	W	H							
			IN 26	24	37	20	18-21	16.5-21.5	19.5	19-21.5							
MM 660	610	940	508	457-533	419-546	495	483-546										
			RTA 2	courier		1 per carton											

NOETIC



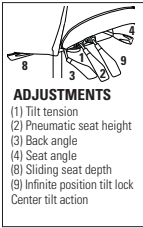
model 6074



model 6075
(shown with 4D arms)

MECHANISM OPTIONS:

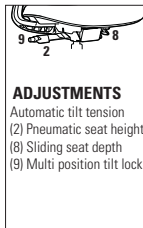
Multi-tilter mechanism



ADJUSTMENTS
 (1) Tilt tension
 (2) Pneumatic seat height
 (3) Back angle
 (4) Seat angle
 (8) Sliding seat depth
 (9) Infinite position tilt lock
 Center tilt action

Ergonomic features:
 A, B, C, E, F, G, M, N, S

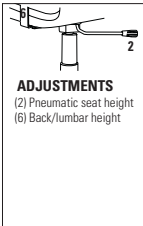
Weight sensing synchro-tilter mechanism



ADJUSTMENTS
 Automatic tilt tension
 (2) Pneumatic seat height
 (8) Sliding seat depth
 (9) Multi position tilt lock

Ergonomic features:
 B, C, E, L, M, N

Task basic swivel mechanism



ADJUSTMENTS
 (2) Pneumatic seat height
 (6) Back/lumbar height

Ergonomic features:
 C, M, N

STANDARD FEATURES

- Noetic is a thoughtfully designed ergonomic task chair that inspires each individual's best work.
- Task chairs are available with three mechanisms: task basic swivel, multi-tilter and weight-sensing synchro-tilter (height adjustable stools are available with task basic swivel mechanism only).
- Chairs are available in three frame colors: Black (**BLK**), Fog (**FOG**) or Shadow (**SHW**).
- Mesh back models are available in either Digital Mesh (6 colors) or Dimension Mesh (10 colors).
- Upholstered back models feature a unique combination of textile (inside back) and Dimension Mesh (exterior back). Dimension Mesh coordinates with the selected frame color (BLK frame - DBK mesh; FOG frame - DST mesh; SHW frame - DGM mesh).
- Task chairs with multi-tilter and weight sensing synchro-tilter mechanisms are standard with an adjustable depth, sliding seat.
- Arm and armless models are available. For arms, choose between color matched P-style fixed arms or height adjustable arms.
- Height adjustable arms are available with (2D) arms with depth sliding armcaps or (4D) arms with width, depth and rotating sliding armcaps.
- Black and Shadow frames receive color matching arms and armcaps. Fog frame height adjustable arms match the frame with Shadow armcap, height control button and accent trim.
- An adjustable lumbar support is available with an upcharge on mesh back models. Lumbar adjusts up/down (2.75", 70mm).
- All models are available with a color matching nylon five prong base or polished aluminum base.
- Carpet casters (C82) or hard surface flooring casters (C82R) coordinate with base finish. Black or Shadow bases have Black casters. Fog bases have Fog casters. Polished aluminum bases have Black casters.
- Active weight capacity for this series is 300 lbs.
- Upholstery options: fabric, vinyl or leather. Vinyl and leather models may feature stitch detail across the seat and/or back cushions, if applicable.

Please add option codes in the following order:

- Model number**
specify model number
- Mesh finish** (mesh back models)
Digital Mesh
(D50) Digital Mesh Red
(D51) Digital Mesh Blue
(D52) Digital Mesh Navy
(D53) Digital Mesh Shadow
(D54) Digital Mesh Fog
(D55) Digital Mesh Black
Dimension Mesh
(DBE) Dimension Mesh Berry
(DBK) Dimension Mesh Black
(DCL) Dimension Mesh Chalk
(DCH) Dimension Mesh Charcoal
(DCT) Dimension Mesh Citrus
(DCO) Dimension Mesh Cobalt
(DST) Dimension Mesh Fog
(DPB) Dimension Mesh Pool Blue
(DSD) Dimension Mesh Sand
(DGM) Dimension Mesh Shadow
- Inside back textile** (upholstered back models)
Specify textile code.
- Seat textile**
Specify textile code.
- Frame finish**
(BLK) Black
(FOG) Fog. Add \$158 for models with arms. Add \$131 for armless models.
(SHW) Shadow. Add \$158 for models with arms. Add \$131 for armless models.
- Lumbar support** (mesh back models)
(NAL) no lumbar
(ADL) adjustable lumbar. Add \$44.
- Arm type**
(FP) P-style fixed arm. No upcharge.
(2D) height adjustable (depth sliding armcap). No upcharge.
(4D) height adjustable (width, depth and rotating sliding armcap). No upcharge.
- Base type**
(B7) nylon base (color matches frame).
(A7) polished aluminum base. Add \$131.
- Caster type**
(82) C82 2.5" casters for carpeted surfaces.
(8R) C82R 2.5" casters for most hard floor surfaces. Add \$21.
- Moisture barrier** (seat)
(NB) no moisture barrier.
(MB) moisture barrier. Add \$81.

EXAMPLE NOETIC ORDER CODE:

6074	DBK	FU75	BLK	ADL	2D	B7	82	NB
------	-----	------	-----	-----	----	----	----	----

Model number Mesh Finish Textile Frame Finish Lumbar Arm Type Base Type Caster Type Moisture Barrier

DESCRIPTION

FEATURES

MODEL #

STANDARD TEXTILE GRADES















Mesh Back Chair, Multi-Tilter
 COM: 0.75 YD | 0.69 M
 Unit weight: 49 LB | 22.3 KG
 Carton weight: 60 LB | 27.22 KG
 Carton volume: 10.5 FT³ | 0.29 M³

	1	2	3	4	5	6	7	8	9	10	11	12
6070	1144	1168	1188	1212	1250	1285	1320	1351	1389	1425	1474	1543

	OVERALL DIMENSIONS			SEAT DIMENSIONS			BACK DIMENSIONS	
	W	D	H	W	D	H	W	H

IN	26	24	41.5	20	17.5-20	17.5-21.5	16	22
MM	660	610	1054	508	445-508	445-546	406	559

RTA 2 1 per carton

DESCRIPTION	FEATURES	MODEL #	STANDARD TEXTILE GRADES											
			1	2	3	4	5	6	7	8	9	10	11	12
 <p>Armless Mesh Back Chair, Multi-Tilter COM: 0.75 YD 0.69 M Unit weight: 44 LB 20 KG Carton weight: 55 LB 24.95 KG Carton volume: 10.5 FT³ 0.29 MT³</p>		6070NA	973	997	1017	1041	1079	1114	1149	1180	1218	1254	1303	1372
			OVERALL DIMENSIONS			SEAT DIMENSIONS			BACK DIMENSIONS					
			W	D	H	W	D	H	W	H				
			IN 20	24	41.5	20	17.5-20	17.5-21.5	16	22				
			MM 508	610	1054	508	445-508	445-546	406	559				
		RTA 2		1 per carton										
 <p>Upholstered Back Chair, Multi-Tilter COM: 1.5 YD 1.37 M Unit weight: 49 LB 22.3 KG Carton weight: 60 LB 27.22 KG Carton volume: 10.5 FT³ 0.29 MT³</p>		6071	1359	1407	1447	1495	1571	1641	1711	1773	1849	1921	2019	2157
			OVERALL DIMENSIONS			SEAT DIMENSIONS			BACK DIMENSIONS					
			W	D	H	W	D	H	W	H				
			IN 26	24	41.5	20	18.5-21	17.5-21.5	16	21				
			MM 660	610	1054	508	470-533	445-546	406	533				
		RTA 2		1 per carton										
 <p>Armless Upholstered Back Chair, Multi-Tilter COM: 1.5 YD 1.37 M Unit weight: 45.5 LB 20.7 KG Carton weight: 55 LB 24.95 KG Carton volume: 10.5 FT³ 0.29 MT³</p>		6071NA	1189	1237	1277	1325	1401	1471	1541	1603	1679	1751	1849	1987
			OVERALL DIMENSIONS			SEAT DIMENSIONS			BACK DIMENSIONS					
			W	D	H	W	D	H	W	H				
			IN 20	24	41.5	20	17-19.5	17.5-21	16	21				
			MM 508	610	1054	508	432-495	445-533	406	533				
		RTA 2		1 per carton										
 <p>Mesh Back Chair, Task Basic Swivel COM: 0.75 YD 0.69 M Unit weight: 32.5 LB 14.8 KG Carton weight: 44 LB 19.96 KG Carton volume: 10.5 FT³ 0.29 MT³</p>		6072	1025	1049	1069	1093	1131	1166	1201	1232	1270	1306	1355	1424
			OVERALL DIMENSIONS			SEAT DIMENSIONS			BACK DIMENSIONS					
			W	D	H	W	D	H	W	H				
			IN 26	24	41.25	20	17	16.25-20.25	16	21				
			MM 660	610	1048	508	432	413-514	406	533				
		RTA 2		1 per carton										
 <p>Armless Mesh Back Chair, Task Basic Swivel COM: 0.75 YD 0.69 M Unit weight: 28.5 LB 13 KG Carton weight: 39.5 LB 17.92 KG Carton volume: 10.5 FT³ 0.29 MT³</p>		6072NA	855	879	899	923	961	996	1031	1062	1100	1136	1185	1254
			OVERALL DIMENSIONS			SEAT DIMENSIONS			BACK DIMENSIONS					
			W	D	H	W	D	H	W	H				
			IN 20	24	41.25	20	17	16.25-20.25	16	21				
			MM 508	610	1048	508	432	413-514	406	533				
		RTA 2		1 per carton										
 <p>Upholstered Back Chair, Task Basic Swivel COM: 1.5 YD 1.37 M Unit weight: 33.5 LB 15.2 KG Carton weight: 44 LB 19.96 KG Carton volume: 10.5 FT³ 0.29 MT³</p>		6073	1240	1288	1328	1376	1452	1522	1592	1654	1730	1802	1900	2038
			OVERALL DIMENSIONS			SEAT DIMENSIONS			BACK DIMENSIONS					
			W	D	H	W	D	H	W	H				
			IN 26	24	41.25	20	17	16.25-20.25	16	21				
			MM 660	610	1048	508	432	413-514	406	533				
		RTA 2		1 per carton										

DESCRIPTION FEATURES MODEL # STANDARD TEXTILE GRADES



Armless Upholstered Back Chair, Task Basic Swivel
 COM: 1.5 YD | 1.37 M
 Unit weight: 28.5 LB | 13 KG
 Carton weight: 39.5 LB | 17.92 KG
 Carton volume: 10.5 FT³ | 0.29 MT³

MODEL #	STANDARD TEXTILE GRADES											
	1	2	3	4	5	6	7	8	9	10	11	12
6073NA	1070	1118	1158	1206	1282	1352	1422	1484	1560	1632	1730	1868
OVERALL DIMENSIONS			SEAT DIMENSIONS			BACK DIMENSIONS						
W	D	H	W	D	H	W	H					
IN 20	24	41.25	20	17	16.25-20.25	16	21					
MM 508	610	1048	508	432	413-514	406	533					
RTA 2		courier		1 per carton								



Mesh Back Chair, Weight Sensing Synchro-Tilter
 COM: 0.75 YD | 0.69 M
 Unit weight: 43.5 LB | 19.8 KG
 Carton weight: 45.5 LB | 20.64 KG
 Carton volume: 10.5 FT³ | 0.29 MT³

MODEL #	STANDARD TEXTILE GRADES											
	1	2	3	4	5	6	7	8	9	10	11	12
6074	1090	1114	1134	1158	1196	1231	1266	1297	1335	1371	1420	1489
OVERALL DIMENSIONS			SEAT DIMENSIONS			BACK DIMENSIONS						
W	D	H	W	D	H	W	H					
IN 26	24	40	20	17.5-20	17-21	16	21					
MM 660	610	1016	508	445-508	432-533	406	533					
RTA 2		courier		1 per carton								



Armless Mesh Back Chair, Weight Sensing Synchro-Tilter
 COM: 0.75 YD | 0.69 M
 Unit weight: 38 LB | 17.3 KG
 Carton weight: 54 LB | 24.49 KG
 Carton volume: 10.5 FT³ | 0.29 MT³

MODEL #	STANDARD TEXTILE GRADES											
	1	2	3	4	5	6	7	8	9	10	11	12
6074NA	920	944	964	988	1026	1061	1096	1127	1165	1201	1250	1319
OVERALL DIMENSIONS			SEAT DIMENSIONS			BACK DIMENSIONS						
W	D	H	W	D	H	W	H					
IN 20	24	40	20	17.5-20	17-21	16	21					
MM 508	610	1016	508	445-508	432-533	406	533					
RTA 2		courier		1 per carton								



Upholstered Back Chair, Weight Sensing Synchro-Tilter
 COM: 1.5 YD | 1.37 M
 Unit weight: 43.5 LB | 19.8 KG
 Carton weight: 44.5 LB | 20.18 KG
 Carton volume: 10.5 FT³ | 0.29 MT³

MODEL #	STANDARD TEXTILE GRADES											
	1	2	3	4	5	6	7	8	9	10	11	12
6075	1307	1355	1395	1443	1519	1589	1659	1721	1797	1869	1967	2105
OVERALL DIMENSIONS			SEAT DIMENSIONS			BACK DIMENSIONS						
W	D	H	W	D	H	W	H					
IN 26	24	40	20	17.5-20	17-21	16	21					
MM 660	610	1016	508	445-508	432-533	406	533					
RTA 2		courier		1 per carton								









Armless Upholstered Back Chair, Weight Sensing Synchro-Tilter
 COM: 1.5 YD | 1.37 M
 Unit weight: 39 LB | 17.7 KG
 Carton weight: 54 LB | 24.49 KG
 Carton volume: 10.5 FT³ | 0.29 MT³

MODEL #	STANDARD TEXTILE GRADES											
	1	2	3	4	5	6	7	8	9	10	11	12
6075NA	1135	1183	1223	1271	1347	1417	1487	1549	1625	1697	1795	1933
OVERALL DIMENSIONS			SEAT DIMENSIONS			BACK DIMENSIONS						
W	D	H	W	D	H	W	H					
IN 20	24	40	20	17.5-20	17-21	16	21					
MM 508	610	1016	508	445-508	432-533	406	533					
RTA 2		courier		1 per carton								



Mesh Back Chair, Height Adjustable Stool
 COM: 0.75 YD | 0.69 M
 Unit weight: 38 LB | 17.3 KG
 Carton weight: 49 LB | 22.23 KG
 Carton volume: 10.5 FT³ | 0.29 MT³

MODEL #	STANDARD TEXTILE GRADES											
	1	2	3	4	5	6	7	8	9	10	11	12
6076	1240	1264	1284	1308	1346	1381	1416	1447	1485	1521	1570	1639
OVERALL DIMENSIONS			SEAT DIMENSIONS			BACK DIMENSIONS						
W	D	H	W	D	H	W	H					
IN 26	24	51	20	17.5	25-35	16	21					
MM 660	610	1295	508	445	635-889	406	533					
RTA 2		courier		1 per carton								

DESCRIPTION	FEATURES	MODEL #	STANDARD TEXTILE GRADES											
			1	2	3	4	5	6	7	8	9	10	11	12
 <p>Armless Mesh Back Chair, Height Adjustable Stool COM: 0.75 YD 0.69 M Unit weight: 34 LB 15.5 KG Carton weight: 45 LB 20.41 KG Carton volume: 10.5 FT³ 0.29 MT³</p>		6076NA	1069	1093	1113	1137	1175	1210	1245	1276	1314	1350	1399	1468
			OVERALL DIMENSIONS			SEAT DIMENSIONS			BACK DIMENSIONS					
			W	D	H	W	D	H	W	H				
			IN 20	24	51	20	17.5	25-35	16	21				
			MM 508	610	1295	508	445	635-889	406	533				
		RTA 2		1 per carton										
 <p>Upholstered Back Chair, Height Adjustable Stool COM: 1.5 YD 1.37 M Unit weight: 38.5 LB 17.5 KG Carton weight: 49.5 LB 22.45 KG Carton volume: 10.5 FT³ 0.29 MT³</p>		6077	1455	1503	1543	1591	1667	1737	1807	1869	1945	2017	2115	2253
			OVERALL DIMENSIONS			SEAT DIMENSIONS			BACK DIMENSIONS					
			W	D	H	W	D	H	W	H				
			IN 26	24	51	20	17	25-35	16	21				
			MM 660	610	1295	508	432	635-889	406	533				
		RTA 2		1 per carton										
 <p>Armless Upholstered Back Chair, Height Adjustable Stool COM: 1.5 YD 1.37 M Unit weight: 35 LB 15.9 KG Carton weight: 46 LB 20.87 KG Carton volume: 10.5 FT³ 0.29 MT³</p>		6077NA	1284	1332	1372	1420	1496	1566	1636	1698	1774	1846	1944	2082
			OVERALL DIMENSIONS			SEAT DIMENSIONS			BACK DIMENSIONS					
			W	D	H	W	D	H	W	H				
			IN 20	24	51	20	17	25-35	16	21				
			MM 508	610	1295	508	432	635-889	406	533				
		RTA 2		1 per carton										

NOVELLO



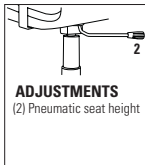
model 6400-TC66-IC-CP-C5-82-SF



model 6400-TC65-FG-FP-F5-82-SF

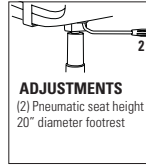
MECHANISM OPTIONS:

Task chair mechanism



Ergonomic features:
C, M

Task stool mechanism



Ergonomic features:
C, M

EXAMPLE NOVELLO ORDER CODE:

6400	-HD08	-FG	-FP	-F5	-8F	-	-SF
Model number	Textile	Shell/Arms	Armcaps	Base	Casters	Footrest	Seat foam

STANDARD FEATURES



- A revolutionary new task chair that can go anywhere - it requires no adjustments and provides exceptional comfort for any size user.
- Novello features a special polymer shell that flexes, allowing the seat to glide smoothly on a concealed track system. It is strong and durable, with clean lines and offers effective support.
- Chairs are molded with one-piece flexible shells; available in Black (BK), Fog (FG) or Cloud (IC).
- Chairs are standard with a five prong, injection molded, fiberglass reinforced nylon B5 base with dual wheel carpet casters (C82).
- Models with aluminum bases come with Chrome gas cylinders. Models with Fog or Cloud shells come with Chrome gas cylinders.
- Standard with Global's high quality Soft Descent™ pneumatic lift which slowly and gently lowers the seat height of the chair making it easy to obtain the exact seat height you desire.
- Pedestal base models provide fixed location seating for use in auditoriums, classrooms, jury boxes, public venues and more. The base must be mounted to the floor (mounting hardware not included). See Pedestal Base Installation Guide on website for details.
- Upholstery options: fabric, vinyl or leather. Vinyl and leather models may feature stitch detail across the seat and/or back cushions, if applicable.










OPTIONAL FEATURES









- For additional caster options, please refer to the Arm and Caster section (page 359). *Optional casters may be priced higher than the standard casters for your chair and the difference will be charged. Lower priced optional casters will not be credited.*
- Pedestal base models have Black bases with 2" height adjustable cylinders, please specify:
 - (SH) Swivel, auto return to max height. No upcharge.
 - (SN) Non-swivel, auto return to max height. Add \$16.
 - (SC) Swivel, auto return to center and return to max height. Add \$26.

Please add option codes in the following order:

- **Model number**
 - 6400 Chair with arms.
 - 6401 Chair, armless.
 - 6402 Chair with arms, fully upholstered.
 - 6403 Chair, armless, fully upholstered.
 - 6410 Stool with arms.
 - 6411 Stool, armless.
 - 6412 Stool with arms, fully upholstered.
 - 6413 Stool, armless, fully upholstered.
- **Textile**
Specify textile code.
- **Shell/arm color**
(BK) to model # for Black shell. No upcharge.
(FG) to model # for Fog shell. Add \$46.
(IC) to model # for Cloud shell. Add \$46.
- **Armcaps** (no upcharge)
(BP) Black self-skinned urethane.
(FP) Fog self-skinned urethane.
(CP) Cloud self-skinned urethane.
- **Base**
(B5) Black nylon base. No upcharge.
(F5) Fog nylon base. Add \$41.
(C5) Cloud nylon base. Add \$41.
(BA) Polished aluminum w/Black accent. Add \$53.
(FA) Polished aluminum w/Fog accent. Add \$53.
(CA) Polished aluminum w/Cloud accent. Add \$53.
- **Casters**
(82) C82 dual wheel carpet casters. No upcharge.
(8R) C82R dual wheel hard floor casters. Add \$21.
(8F) Fog C82 dual wheel carpet casters. No upcharge.
(2F) Fog C82R dual wheel hard floor casters. Add \$21.
- **Footrest (stools only)**
(R3) Polished aluminum w/Black accent. No upcharge.
(R4) Fully polished aluminum. Add \$26.
- **Seat foam**
(SF) Standard foam. No upcharge.
(PF) Extra plush cushion. Add \$15.

DESCRIPTION	FEATURES	MODEL #	STANDARD TEXTILE GRADES													
			1	2	3	4	5	6	7	8	9	10	11	12		
 <p>Task Chair w/Arms COM: 0.75 YD 0.69 M Unit weight: 30 LB 13.6 KG Carton weight: 40 LB 18.14 KG Carton volume: 8.25 FT³ 0.23 MT³</p>	Upholstered seat/polypropylene back.	6400	956	980	1000	1024	1062	1097	1132	1163	1201	1237	1286	1355		
		OVERALL DIMENSIONS			SEAT DIMENSIONS			BACK DIMENSIONS								
		IN	25	22	36	18.5	18	16.5-21.5	20.5	18.5						
		MM	635	559	914	470	457	419-546	521	470						
 <p>Task Chair w/Arms Pedestal Base COM: 0.75 YD 0.69 M Unit weight: 31 LB 14.1 KG Carton weight: 42 LB 19.05 KG Carton volume: 8.25 FT³ 0.23 MT³</p>	Upholstered seat/polypropylene back.	6400PB	1177	1201	1221	1245	1283	1318	1353	1384	1422	1458	1507	1576		
		OVERALL DIMENSIONS			SEAT DIMENSIONS			BACK DIMENSIONS								
		IN	25	22	34	18.5	18	16-18	20.5	18.5						
		MM	635	559	864	470	457	406-457	521	470						

DESCRIPTION	FEATURES	MODEL #	STANDARD TEXTILE GRADES											
			1	2	3	4	5	6	7	8	9	10	11	12
 Armless Task Chair COM: 0.75 YD 0.69 M Unit weight: 27 LB 12.3 KG Carton weight: 35 LB 15.88 KG Carton volume: 6.75 FT³ 0.19 MT³	Upholstered seat/polypropylene back.	6401	870	894	914	938	976	1011	1046	1077	1115	1151	1200	1269
			OVERALL DIMENSIONS			SEAT DIMENSIONS			BACK DIMENSIONS					
			W	D	H	W	D	H	W	H				
			IN 21.5	22	36	18.5	18	16.5-21.5	20.5	18.5				
			MM 546	559	914	470	457	419-546	521	470				
		RTA 2		1 per carton										
 Armless Task Chair Pedestal Base COM: 0.75 YD 0.69 M Unit weight: 28 LB 12.7 KG Carton weight: 39 LB 17.69 KG Carton volume: 6.75 FT³ 0.19 MT³	Upholstered seat/polypropylene back.	6401PB	1094	1118	1138	1162	1200	1235	1270	1301	1339	1375	1424	1493
			OVERALL DIMENSIONS			SEAT DIMENSIONS			BACK DIMENSIONS					
			W	D	H	W	D	H	W	H				
			IN 21.5	22	34	18.5	18	16-18	20.5	18.5				
			MM 546	559	864	470	457	406-457	521	470				
		RTA 2	1 per carton											
 Task Chair w/Arms COM: 0.75 YD 0.69 M Unit weight: 32 LB 14.5 KG Carton weight: 42 LB 19.05 KG Carton volume: 8.25 FT³ 0.23 MT³	Upholstered seat & back.	6402	1010	1034	1054	1078	1116	1151	1186	1217	1255	1291	1340	1409
			OVERALL DIMENSIONS			SEAT DIMENSIONS			BACK DIMENSIONS					
			W	D	H	W	D	H	W	H				
			IN 25	22	36	18.5	17.5	16.5-21.5	20.5	18.5				
			MM 635	559	914	470	445	419-546	521	470				
		RTA 2		1 per carton										
 Task Chair w/Arms Pedestal Base COM: 0.75 YD 0.69 M Unit weight: 33 LB 15 KG Carton weight: 44 LB 19.96 KG Carton volume: 8.25 FT³ 0.23 MT³	Upholstered seat & back.	6402PB	1234	1258	1278	1302	1340	1375	1410	1441	1479	1515	1564	1633
			OVERALL DIMENSIONS			SEAT DIMENSIONS			BACK DIMENSIONS					
			W	D	H	W	D	H	W	H				
			IN 25	22	34	18.5	17.5	16-18	20.5	18.5				
			MM 635	559	864	470	445	406-457	521	470				
		RTA 2	1 per carton											
 Armless Task Chair COM: 0.75 YD 0.69 M Unit weight: 29 LB 13.2 KG Carton weight: 37 LB 16.78 KG Carton volume: 6.75 FT³ 0.19 MT³	Upholstered seat & back.	6403	927	951	971	995	1033	1068	1103	1134	1172	1208	1257	1326
			OVERALL DIMENSIONS			SEAT DIMENSIONS			BACK DIMENSIONS					
			W	D	H	W	D	H	W	H				
			IN 21.5	22	36	18.5	17.5	16.5-21.5	20.5	18.5				
			MM 546	559	914	470	445	419-546	521	470				
		RTA 2		1 per carton										
 Armless Task Chair Pedestal Base COM: 0.75 YD 0.69 M Unit weight: 30 LB 13.6 KG Carton weight: 41 LB 18.6 KG Carton volume: 6.75 FT³ 0.19 MT³	Upholstered seat & back.	6403PB	1149	1173	1193	1217	1255	1290	1325	1356	1394	1430	1479	1548
			OVERALL DIMENSIONS			SEAT DIMENSIONS			BACK DIMENSIONS					
			W	D	H	W	D	H	W	H				
			IN 21.5	22	34	18.5	17.5	16-18	20.5	18.5				
			MM 546	559	864	470	445	406-457	521	470				
		RTA 2	1 per carton											

DESCRIPTION	FEATURES	MODEL #	STANDARD TEXTILE GRADES											
			1	2	3	4	5	6	7	8	9	10	11	12
 <p>Task Stool w/Arms COM: 0.75 YD 0.69 M Unit weight: 34 LB 15.5 KG Carton weight: 44 LB 19.96 KG Carton volume: 8.25 FT³ 0.23 MT³</p>	Upholstered seat/polypropylene back.	6410	1127	1151	1171	1195	1233	1268	1303	1334	1372	1408	1457	1526
			OVERALL DIMENSIONS			SEAT DIMENSIONS			BACK DIMENSIONS					
			W	D	H	W	D	H	W	H				
			IN 25 MM 635	22 559	46 1168	18.5 470	18 457	24-34 610-864	20.5 521	18.5 470				
			RTA 2		1 per carton									
 <p>Armless Task Stool COM: 0.75 YD 0.69 M Unit weight: 31 LB 14.1 KG Carton weight: 39 LB 17.69 KG Carton volume: 6.75 FT³ 0.19 MT³</p>	Upholstered seat/polypropylene back.	6411	1042	1066	1086	1110	1148	1183	1218	1249	1287	1323	1372	1441
			OVERALL DIMENSIONS			SEAT DIMENSIONS			BACK DIMENSIONS					
			W	D	H	W	D	H	W	H				
			IN 21.5 MM 546	22 559	46 1168	18.5 470	18 457	24-34 610-864	20.5 521	18.5 470				
			RTA 2		1 per carton									
 <p>Task Stool w/Arms COM: 0.75 YD 0.69 M Unit weight: 36 LB 16.4 KG Carton weight: 46 LB 20.87 KG Carton volume: 8.25 FT³ 0.23 MT³</p>	Upholstered seat & back.	6412	1183	1207	1227	1251	1289	1324	1359	1390	1428	1464	1513	1582
			OVERALL DIMENSIONS			SEAT DIMENSIONS			BACK DIMENSIONS					
			W	D	H	W	D	H	W	H				
			IN 25 MM 635	22 559	46 1168	18.5 470	17.5 445	24-34 610-864	20.5 521	18.5 470				
			RTA 2		1 per carton									
 <p>Armless Task Stool COM: 0.75 YD 0.69 M Unit weight: 33 LB 15 KG Carton weight: 41 LB 18.6 KG Carton volume: 6.75 FT³ 0.19 MT³</p>	Upholstered seat & back.	6413	1099	1123	1143	1167	1205	1240	1275	1306	1344	1380	1429	1498
			OVERALL DIMENSIONS			SEAT DIMENSIONS			BACK DIMENSIONS					
			W	D	H	W	D	H	W	H				
			IN 21.5 MM 546	22 559	46 1168	18.5 470	17.5 445	24-34 610-864	20.5 521	18.5 470				
			RTA 2		1 per carton									

OBUSFORME



model 4430 (G3)



model 4432 (G3)

STANDARD FEATURES



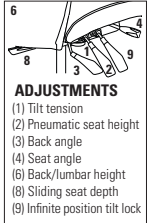

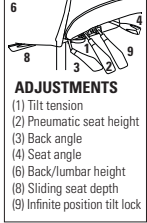
- Contoured seat and back with twin density molded foam.
- Height, width and depth adjustable (**G3**) arms with self-skinned urethane (SSU) arm pads. Armcaps articulate inwards 30°.
- Side activated sliding seat depth adjustment is standard on multi-tilters.
- Vari-Width (**WA**) width adjustable arm extensions are standard when chair is ordered with adjustable arms. Allows the arms to move away from the seat by 2" on each side to allow space if desired for broader hip widths.
- Base and frame are available in Black only.
- All models are standard with a five prong, injection molded, fiberglass reinforced nylon Black spider base with dual wheel carpet casters (**C65**).
- Upholstery options: fabric only. Please check website for availability.
- ObusForme does not always upholster wrinkle free. This is more obvious in heavier textile or textile with little stretch.

OPTIONAL FEATURES

- For hard surface flooring casters, please specify (**C65R**). Add \$21.
- For additional arm/caster options, please refer to the Arm and Caster section (page 359). *Optional casters may be priced higher than the standard casters for your chair and the difference will be charged. Lower priced optional casters will not be credited.*

Preferred chair of choice for students at:



DESCRIPTION	FEATURES	MODEL #	STANDARD TEXTILE GRADES											
			*1	*2	*3	*4	5	6	7	8	9	10	11	12
 <p>Lumbar Pad/Headrest COM: 0.33 YD 0.3 M Unit weight: 1 LB 0.45 KG Carton weight: 1 LB 0.45 KG Carton volume: 0.5 FT³ 0.01 MT³</p>	<p>* Textile options are limited, see notes.</p>	4411	41	52	60	71	88	103	119	132	149	165	186	217
		<p>OVERALL DIMENSIONS</p> <p>W D H</p>			<p>SEAT DIMENSIONS</p> <p>W D H</p>			<p>BACK DIMENSIONS</p> <p>W H</p>						
		IN 9	3	5	-	-	-	-	-	-				
			MM 229	76	127	-	-	-	-	-	-	-	-	-
			RTA 00	1 per carton										
 <p>HB Multi-Tilter COM: 1.75 YD 1.6 M Unit weight: 51 LB 23.2 KG Carton weight: 62 LB 28.12 KG Carton volume: 10.5 FT³ 0.29 MT³</p>	 <p>ADJUSTMENTS (1) Tilt tension (2) Pneumatic seat height (3) Back angle (4) Seat angle (6) Back/lumbar height (8) Sliding seat depth (9) Infinite position tilt lock</p> <p>* Textile options are limited, see notes.</p> <p>Ergonomic features: A, B, C, D, E, F, G, H, M, N, Q, R, S</p>	4430	1398	1454	1501	1556	1645	1727	1809	1881	1970	2054	2168	2329
		<p>OVERALL DIMENSIONS</p> <p>W D H</p>			<p>SEAT DIMENSIONS</p> <p>W D H</p>			<p>BACK DIMENSIONS</p> <p>W H</p>						
		IN 23.5	23.5	53.5	19.5	17-20	16.5-20.5	18	31-33.5					
			MM 597	597	1359	495	432-508	419-521	457	787-851				
			RTA 2	1 per carton										
 <p>MB Multi-Tilter COM: 1.5 YD 1.37 M Unit weight: 49 LB 22.3 KG Carton weight: 59 LB 26.76 KG Carton volume: 10.5 FT³ 0.29 MT³</p>	 <p>ADJUSTMENTS (1) Tilt tension (2) Pneumatic seat height (3) Back angle (4) Seat angle (6) Back/lumbar height (8) Sliding seat depth (9) Infinite position tilt lock</p> <p>* Textile options are limited, see notes.</p> <p>Ergonomic features: A, B, C, D, E, F, G, H, M, N, Q, R, S</p>	4432	1293	1341	1382	1428	1505	1575	1646	1707	1784	1856	1953	2091
		<p>OVERALL DIMENSIONS</p> <p>W D H</p>			<p>SEAT DIMENSIONS</p> <p>W D H</p>			<p>BACK DIMENSIONS</p> <p>W H</p>						
		IN 23.5	23.5	42.5	19.5	17-20	16.5-20.5	18	21-23.5					
			MM 597	597	1080	495	432-508	419-521	457	533-597				
			RTA 2	1 per carton										

OBUSFORME COMFORT



model 1240-3



model 1241-3



Optional Memory Foam
See right for details.



model 1261-3


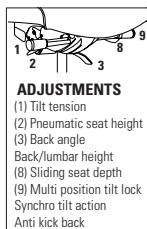



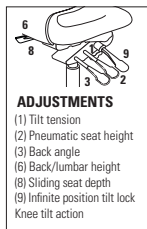



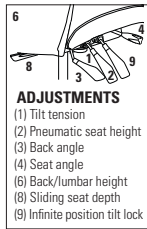





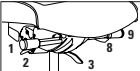










STANDARD FEATURES


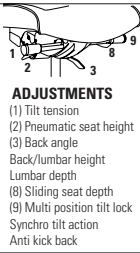


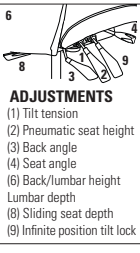


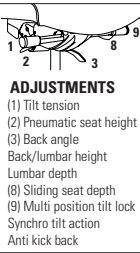


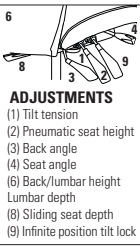

- ObusForme Comfort is recommended by chiropractors worldwide.
- Features a new elastomeric back support system that provides impressive comfortable support with no pressure points along the spine.
- Height, width and depth adjustable (**G3**) arms with self-skinned urethane (SSU) arm pads. Armcaps articulate inwards 30°.
- Five prong, injection molded, fiberglass reinforced nylon Black spider base with dual wheel carpet casters (**C65**).
- Standard seat foam is a dual cushion with a soft top layer and firm supportive lower layer.
- Sliding seat depth is standard on all synchro-tilter and multi-tilter models.
- Schukra™ depth adjustable lumbar support for personalized back support and comfort is standard on select models.
- Vari-Width (**WA**) width adjustable arm extensions are standard when chair is ordered with adjustable arms. Allows the arms to move away from the seat by 2" on each side to allow space if desired for broader hip widths.
- Standard with Global's high quality Soft Descent™ pneumatic lift which slowly and gently lowers the seat height of the chair making it easy to obtain the exact seat height you desire.
- All models are shipped partially KD.
- ObusForme Comfort heavy duty models can be found under the Heavy Duty section (page 339).
- Upholstery options: fabric, vinyl or leather. Vinyl and leather models may feature stitch detail across the seat and/or back cushions, if applicable.
- "P" petite seat models have a seat that is 0.75 shallower and 1.5" narrower than the standard seat.
- Petite seats have the same list prices as standard models.

OPTIONAL FEATURES

- Seat available in memory foam, please specify (**MF**). Add \$106.
- Polished aluminum base with Black end guards (**B2**) is available, please specify (**ALU**). Add \$131.
- For hard surface flooring casters, please specify (**C65R**). Add \$21.
- For additional arm/caster options, please refer to the Arm and Caster section (page 359). *Optional casters may be priced higher than the standard casters for your chair and the difference will be charged. Lower priced optional casters will not be credited.*

DESCRIPTION	FEATURES	MODEL #	STANDARD TEXTILE GRADES																																
			1	2	3	4	5	6	7	8	9	10	11	12																					
 <p>HB Synchro-Tilter COM: 2.25 YD 2.06 M Unit weight: 58 LB 26.4 KG Carton weight: 67 LB 30.39 KG Carton volume: 11 FT³ 0.31 M³</p> <p>Ergonomic features: A, B, C, D, E, G, H, L, M, N, Q, R, U</p>	 <p>ADJUSTMENTS (1) Tilt tension (2) Pneumatic seat height (3) Back angle Back/lumbar height (8) Sliding seat depth (9) Multi position tilt lock Synchro tilt action Anti kick back</p>	1240-0 1062 1134 1195 1265 1379 1485 1591 1683 1798 1906 2052 2259 1240P-0 Petite seat IN W19.5 D16.75-19.75 H16-20 MM W495 D425-502 H406-508																																	
		<table border="1"> <thead> <tr> <th colspan="3">OVERALL DIMENSIONS</th> <th colspan="3">SEAT DIMENSIONS</th> <th colspan="2">BACK DIMENSIONS</th> </tr> <tr> <th>W</th><th>D</th><th>H</th> <th>W</th><th>D</th><th>H</th> <th>W</th><th>H</th> </tr> </thead> <tbody> <tr> <td>IN 26</td><td>25</td><td>48</td> <td>21</td><td>17.5-20.5</td><td>16-20</td> <td>19.5</td><td>27-32.25</td> </tr> <tr> <td>MM 660</td><td>635</td><td>1219</td> <td>533</td><td>445-521</td><td>406-508</td> <td>495</td><td>686-819</td> </tr> </tbody> </table>	OVERALL DIMENSIONS			SEAT DIMENSIONS			BACK DIMENSIONS		W	D	H	W	D	H	W	H	IN 26	25	48	21	17.5-20.5	16-20	19.5	27-32.25	MM 660	635	1219	533	445-521	406-508	495	686-819	  1 per carton
		OVERALL DIMENSIONS			SEAT DIMENSIONS			BACK DIMENSIONS																											
W	D	H	W	D	H	W	H																												
IN 26	25	48	21	17.5-20.5	16-20	19.5	27-32.25																												
MM 660	635	1219	533	445-521	406-508	495	686-819																												
 <p>HB Knee-Tilter COM: 2.25 YD 2.06 M Unit weight: 58 LB 26.4 KG Carton weight: 67 LB 30.39 KG Carton volume: 11 FT³ 0.31 M³</p> <p>Ergonomic features: A, B, C, D, E, G, H, J, M, N, Q, R, U</p>	 <p>ADJUSTMENTS (1) Tilt tension (2) Pneumatic seat height (3) Back angle (6) Back/lumbar height (8) Sliding seat depth (9) Infinite position tilt lock Knee tilt action</p>	1240-2 1210 1282 1343 1413 1527 1633 1739 1831 1946 2054 2200 2407 1240P-2 Petite seat IN W19.5 D16.75-19.25 H16.5-20.5 MM W495 D425-489 H419-521																																	
		<table border="1"> <thead> <tr> <th colspan="3">OVERALL DIMENSIONS</th> <th colspan="3">SEAT DIMENSIONS</th> <th colspan="2">BACK DIMENSIONS</th> </tr> <tr> <th>W</th><th>D</th><th>H</th> <th>W</th><th>D</th><th>H</th> <th>W</th><th>H</th> </tr> </thead> <tbody> <tr> <td>IN 26</td><td>25</td><td>48.5</td> <td>21</td><td>17.5-20</td><td>16.5-20.5</td> <td>19.5</td><td>27-32.25</td> </tr> <tr> <td>MM 660</td><td>635</td><td>1232</td> <td>533</td><td>445-508</td><td>419-521</td> <td>495</td><td>686-819</td> </tr> </tbody> </table>	OVERALL DIMENSIONS			SEAT DIMENSIONS			BACK DIMENSIONS		W	D	H	W	D	H	W	H	IN 26	25	48.5	21	17.5-20	16.5-20.5	19.5	27-32.25	MM 660	635	1232	533	445-508	419-521	495	686-819	  1 per carton
		OVERALL DIMENSIONS			SEAT DIMENSIONS			BACK DIMENSIONS																											
W	D	H	W	D	H	W	H																												
IN 26	25	48.5	21	17.5-20	16.5-20.5	19.5	27-32.25																												
MM 660	635	1232	533	445-508	419-521	495	686-819																												
 <p>HB Multi-Tilter COM: 2.25 YD 2.06 M Unit weight: 60 LB 27.3 KG Carton weight: 69 LB 31.3 KG Carton volume: 11 FT³ 0.31 M³</p> <p>Ergonomic features: A, B, C, D, E, F, G, H, M, N, Q, R, S, U</p>	 <p>ADJUSTMENTS (1) Tilt tension (2) Pneumatic seat height (3) Back angle (4) Seat angle (6) Back/lumbar height (8) Sliding seat depth (9) Infinite position tilt lock</p>	1240-3 1062 1134 1195 1265 1379 1485 1591 1683 1798 1906 2052 2259 1240P-3 Petite seat IN W19.5 D16.75-19.75 H16-20 MM W495 D425-502 H406-508																																	
		<table border="1"> <thead> <tr> <th colspan="3">OVERALL DIMENSIONS</th> <th colspan="3">SEAT DIMENSIONS</th> <th colspan="2">BACK DIMENSIONS</th> </tr> <tr> <th>W</th><th>D</th><th>H</th> <th>W</th><th>D</th><th>H</th> <th>W</th><th>H</th> </tr> </thead> <tbody> <tr> <td>IN 26</td><td>25</td><td>48</td> <td>21</td><td>17.5-20.5</td><td>16-20</td> <td>19.5</td><td>27-32.25</td> </tr> <tr> <td>MM 660</td><td>635</td><td>1219</td> <td>533</td><td>445-521</td><td>406-508</td> <td>495</td><td>686-819</td> </tr> </tbody> </table>	OVERALL DIMENSIONS			SEAT DIMENSIONS			BACK DIMENSIONS		W	D	H	W	D	H	W	H	IN 26	25	48	21	17.5-20.5	16-20	19.5	27-32.25	MM 660	635	1219	533	445-521	406-508	495	686-819	  1 per carton
		OVERALL DIMENSIONS			SEAT DIMENSIONS			BACK DIMENSIONS																											
W	D	H	W	D	H	W	H																												
IN 26	25	48	21	17.5-20.5	16-20	19.5	27-32.25																												
MM 660	635	1219	533	445-521	406-508	495	686-819																												

DESCRIPTION	FEATURES	MODEL #	STANDARD TEXTILE GRADES											
			1	2	3	4	5	6	7	8	9	10	11	12
 <p>MB Synchro-Tilter COM: 2 YD 1.83 M Unit weight: 60 LB 27.3 KG Carton weight: 69 LB 31.3 KG Carton volume: 10.5 FT³ 0.29 MT³</p>	 <p>ADJUSTMENTS (1) Tilt tension (2) Pneumatic seat height (3) Back angle Back/lumbar height (8) Sliding seat depth (9) Multi position tilt lock Synchro tilt action Anti kick back</p>	<p>Ergonomic features: A, B, C, D, E, G, H, L, M, N, Q, R, U</p>	<p>1241-0 1002 1066 1120 1182 1284 1378 1472 1554 1656 1752 1882 2066 1241P-0 Petite seat IN W19.5 D16.75-19.75 H16-20 MM W495 D425-502 H406-508</p>											
			<p>OVERALL DIMENSIONS</p>			<p>SEAT DIMENSIONS</p>			<p>BACK DIMENSIONS</p>					
			W	D	H	W	D	H	W		H			
			IN 26 MM 660	25 635	44 1118	21 533	17.5-20.5 445-521	16-20 406-508	19.5 495		22-27.25 559-692			
<p>RTA 2  1 per carton</p>														
 <p>MB Knee-Tilter COM: 2 YD 1.83 M Unit weight: 58 LB 26.4 KG Carton weight: 67 LB 30.39 KG Carton volume: 10.5 FT³ 0.29 MT³</p>	 <p>ADJUSTMENTS (1) Tilt tension (2) Pneumatic seat height (3) Back angle (6) Back/lumbar height (8) Sliding seat depth (9) Infinite position tilt lock Knee tilt action</p>	<p>Ergonomic features: A, B, C, D, E, G, H, J, M, N, Q, R, U</p>	<p>1241-2 1153 1217 1271 1333 1435 1529 1623 1705 1807 1903 2033 2217 1241P-2 Petite seat IN W19.5 D16.75-19.25 H16.5-20.5 MM W495 D425-489 H419-521</p>											
			<p>OVERALL DIMENSIONS</p>			<p>SEAT DIMENSIONS</p>			<p>BACK DIMENSIONS</p>					
			W	D	H	W	D	H	W		H			
			IN 26 MM 660	25 635	44.5 1130	21 533	17.5-20 445-508	16.5-20.5 419-521	19.5 495		22-27.25 559-692			
<p>RTA 2  1 per carton</p>														
 <p>MB Multi-Tilter COM: 2 YD 1.83 M Unit weight: 58 LB 26.4 KG Carton weight: 67 LB 30.39 KG Carton volume: 10.5 FT³ 0.29 MT³</p>	 <p>ADJUSTMENTS (1) Tilt tension (2) Pneumatic seat height (3) Back angle (4) Seat angle (6) Back/lumbar height (8) Sliding seat depth (9) Infinite position tilt lock</p>	<p>Ergonomic features: A, B, C, D, E, F, G, H, M, N, Q, R, S, U</p>	<p>1241-3 1002 1066 1120 1182 1284 1378 1472 1554 1656 1752 1882 2066 1241P-3 Petite seat IN W19.5 D16.75-19.75 H16-20 MM W495 D425-502 H406-508</p>											
			<p>OVERALL DIMENSIONS</p>			<p>SEAT DIMENSIONS</p>			<p>BACK DIMENSIONS</p>					
			W	D	H	W	D	H	W		H			
			IN 26 MM 660	25 635	44 1118	21 533	17.5-20.5 445-521	16-20 406-508	19.5 495		22-27.25 559-692			
<p>RTA 2  1 per carton</p>														
 <p>Armless Chair - Sled Base COM: 1.75 YD 1.6 M Unit weight: 30 LB 13.6 KG Carton weight: 35 LB 15.88 KG Carton volume: 10 FT³ 0.28 MT³</p>	<p>Base available in Black finish only.</p>	<p>Ergonomic features: M, N</p>	<p>1246 576 632 679 734 823 905 987 1059 1148 1232 1346 1507</p>											
			<p>OVERALL DIMENSIONS</p>			<p>SEAT DIMENSIONS</p>			<p>BACK DIMENSIONS</p>					
			W	D	H	W	D	H	W		H			
			IN 21 MM 533	24 610	38 965	21 533	18 457	18 457	20 508		20.5 521			
<p>RTA 1  1 per carton</p>														
 <p>Armchair - Sled Base COM: 1.75 YD 1.6 M Unit weight: 35 LB 15.9 KG Carton weight: 40 LB 18.14 KG Carton volume: 13 FT³ 0.36 MT³</p>	<p>Base available in Black finish only.</p>	<p>Ergonomic features: M, N</p>	<p>1247 705 761 808 863 952 1034 1116 1188 1277 1361 1475 1636</p>											
			<p>OVERALL DIMENSIONS</p>			<p>SEAT DIMENSIONS</p>			<p>BACK DIMENSIONS</p>					
			W	D	H	W	D	H	W		H			
			IN 26.5 MM 673	24 610	38 965	21 533	18 457	18 457	20 508		20.5 521			
<p>RTA 1 1 per carton</p>														

DESCRIPTION	FEATURES	MODEL #	STANDARD TEXTILE GRADES																																																								
			1	2	3	4	5	6	7	8	9	10	11	12																																													
 <p>HB Synchro-Tilfer w/Schukra COM: 2.25 YD 2.06 M Unit weight: 58 LB 26.4 KG Carton weight: 67 LB 30.39 KG Carton volume: 11 FT³ 0.31 MT³</p>	 <p>ADJUSTMENTS (1) Tilt tension (2) Pneumatic seat height (3) Back angle Back/lumbar height Lumbar depth (8) Sliding seat depth (9) Multi position tilt lock Synchro tilt action Anti kick back</p>	<table border="1"> <tr> <td>1260-0</td><td>1190</td><td>1262</td><td>1323</td><td>1393</td><td>1507</td><td>1613</td><td>1719</td><td>1811</td><td>1926</td><td>2034</td><td>2180</td><td>2387</td> </tr> <tr> <td>1260P-0 Petite seat</td><td></td><td></td><td></td><td></td><td></td><td></td><td></td><td></td><td></td><td></td><td></td><td></td> </tr> <tr> <td colspan="13">IN W19.5 D16.75-19.75 H16-20 MM W495 D425-502 H406-508</td> </tr> </table>												1260-0	1190	1262	1323	1393	1507	1613	1719	1811	1926	2034	2180	2387	1260P-0 Petite seat													IN W19.5 D16.75-19.75 H16-20 MM W495 D425-502 H406-508																			
		1260-0	1190	1262	1323	1393	1507	1613	1719	1811	1926	2034	2180	2387																																													
1260P-0 Petite seat																																																											
IN W19.5 D16.75-19.75 H16-20 MM W495 D425-502 H406-508																																																											
<p>Ergonomic features: A, B, C, D, E, G, H, L, M, N, Q, R, U, V</p>			<table border="1"> <tr> <th colspan="3">OVERALL DIMENSIONS</th> <th colspan="3">SEAT DIMENSIONS</th> <th colspan="3">BACK DIMENSIONS</th> <td colspan="3"></td> </tr> <tr> <th>W</th><th>D</th><th>H</th> <th>W</th><th>D</th><th>H</th> <th>W</th><th>H</th> <td colspan="3"></td> </tr> <tr> <td>IN 26</td><td>25</td><td>48</td> <td>21</td><td>17.5-20.5</td><td>16-20</td> <td>19.5</td><td>27-32.25</td> <td colspan="3"></td> </tr> <tr> <td>MM 660</td><td>635</td><td>1219</td> <td>533</td><td>445-521</td><td>406-508</td> <td>495</td><td>686-819</td> <td colspan="3"></td> </tr> </table>												OVERALL DIMENSIONS			SEAT DIMENSIONS			BACK DIMENSIONS						W	D	H	W	D	H	W	H				IN 26	25	48	21	17.5-20.5	16-20	19.5	27-32.25				MM 660	635	1219	533	445-521	406-508	495	686-819			
OVERALL DIMENSIONS			SEAT DIMENSIONS			BACK DIMENSIONS																																																					
W	D	H	W	D	H	W	H																																																				
IN 26	25	48	21	17.5-20.5	16-20	19.5	27-32.25																																																				
MM 660	635	1219	533	445-521	406-508	495	686-819																																																				
<p>RTA 2  1 per carton</p>																																																											
 <p>HB Multi-Tilfer w/Schukra COM: 2.25 YD 2.06 M Unit weight: 60 LB 27.3 KG Carton weight: 69 LB 31.3 KG Carton volume: 11 FT³ 0.31 MT³</p>	 <p>ADJUSTMENTS (1) Tilt tension (2) Pneumatic seat height (3) Back angle (4) Seat angle (6) Back/lumbar height Lumbar depth (8) Sliding seat depth (9) Infinite position tilt lock</p>	<table border="1"> <tr> <td>1260-3</td><td>1190</td><td>1262</td><td>1323</td><td>1393</td><td>1507</td><td>1613</td><td>1719</td><td>1811</td><td>1926</td><td>2034</td><td>2180</td><td>2387</td> </tr> <tr> <td>1260P-3 Petite seat</td><td></td><td></td><td></td><td></td><td></td><td></td><td></td><td></td><td></td><td></td><td></td><td></td> </tr> <tr> <td colspan="13">IN W19.5 D16.75-19.75 H16-20 MM W495 D425-502 H406-508</td> </tr> </table>												1260-3	1190	1262	1323	1393	1507	1613	1719	1811	1926	2034	2180	2387	1260P-3 Petite seat													IN W19.5 D16.75-19.75 H16-20 MM W495 D425-502 H406-508																			
		1260-3	1190	1262	1323	1393	1507	1613	1719	1811	1926	2034	2180	2387																																													
1260P-3 Petite seat																																																											
IN W19.5 D16.75-19.75 H16-20 MM W495 D425-502 H406-508																																																											
<p>Ergonomic features: A, B, C, D, E, F, G, H, M, N, Q, R, S, U, V</p>			<table border="1"> <tr> <th colspan="3">OVERALL DIMENSIONS</th> <th colspan="3">SEAT DIMENSIONS</th> <th colspan="3">BACK DIMENSIONS</th> <td colspan="3"></td> </tr> <tr> <th>W</th><th>D</th><th>H</th> <th>W</th><th>D</th><th>H</th> <th>W</th><th>H</th> <td colspan="3"></td> </tr> <tr> <td>IN 26</td><td>25</td><td>48</td> <td>21</td><td>17.5-20.5</td><td>16-20</td> <td>19.5</td><td>27-32.25</td> <td colspan="3"></td> </tr> <tr> <td>MM 660</td><td>635</td><td>1219</td> <td>533</td><td>445-521</td><td>406-508</td> <td>495</td><td>686-819</td> <td colspan="3"></td> </tr> </table>												OVERALL DIMENSIONS			SEAT DIMENSIONS			BACK DIMENSIONS						W	D	H	W	D	H	W	H				IN 26	25	48	21	17.5-20.5	16-20	19.5	27-32.25				MM 660	635	1219	533	445-521	406-508	495	686-819			
OVERALL DIMENSIONS			SEAT DIMENSIONS			BACK DIMENSIONS																																																					
W	D	H	W	D	H	W	H																																																				
IN 26	25	48	21	17.5-20.5	16-20	19.5	27-32.25																																																				
MM 660	635	1219	533	445-521	406-508	495	686-819																																																				
<p>RTA 2  1 per carton</p>																																																											
 <p>MB Synchro-Tilfer w/Schukra COM: 2 YD 1.83 M Unit weight: 56 LB 25.5 KG Carton weight: 65 LB 29.48 KG Carton volume: 10.5 FT³ 0.29 MT³</p>	 <p>ADJUSTMENTS (1) Tilt tension (2) Pneumatic seat height (3) Back angle Back/lumbar height Lumbar depth (8) Sliding seat depth (9) Multi position tilt lock Synchro tilt action Anti kick back</p>	<table border="1"> <tr> <td>1261-0</td><td>1129</td><td>1193</td><td>1247</td><td>1309</td><td>1411</td><td>1505</td><td>1599</td><td>1681</td><td>1783</td><td>1879</td><td>2009</td><td>2193</td> </tr> <tr> <td>1261P-0 Petite seat</td><td></td><td></td><td></td><td></td><td></td><td></td><td></td><td></td><td></td><td></td><td></td><td></td> </tr> <tr> <td colspan="13">IN W19.5 D16.75-19.75 H16-20 MM W495 D425-502 H406-508</td> </tr> </table>												1261-0	1129	1193	1247	1309	1411	1505	1599	1681	1783	1879	2009	2193	1261P-0 Petite seat													IN W19.5 D16.75-19.75 H16-20 MM W495 D425-502 H406-508																			
		1261-0	1129	1193	1247	1309	1411	1505	1599	1681	1783	1879	2009	2193																																													
1261P-0 Petite seat																																																											
IN W19.5 D16.75-19.75 H16-20 MM W495 D425-502 H406-508																																																											
<p>Ergonomic features: A, B, C, D, E, G, H, L, M, N, Q, R, U, V</p>			<table border="1"> <tr> <th colspan="3">OVERALL DIMENSIONS</th> <th colspan="3">SEAT DIMENSIONS</th> <th colspan="3">BACK DIMENSIONS</th> <td colspan="3"></td> </tr> <tr> <th>W</th><th>D</th><th>H</th> <th>W</th><th>D</th><th>H</th> <th>W</th><th>H</th> <td colspan="3"></td> </tr> <tr> <td>IN 26</td><td>25</td><td>44</td> <td>21</td><td>17.5-20.5</td><td>16-20</td> <td>19.5</td><td>22-27.25</td> <td colspan="3"></td> </tr> <tr> <td>MM 660</td><td>635</td><td>1118</td> <td>533</td><td>445-521</td><td>406-508</td> <td>495</td><td>559-692</td> <td colspan="3"></td> </tr> </table>												OVERALL DIMENSIONS			SEAT DIMENSIONS			BACK DIMENSIONS						W	D	H	W	D	H	W	H				IN 26	25	44	21	17.5-20.5	16-20	19.5	22-27.25				MM 660	635	1118	533	445-521	406-508	495	559-692			
OVERALL DIMENSIONS			SEAT DIMENSIONS			BACK DIMENSIONS																																																					
W	D	H	W	D	H	W	H																																																				
IN 26	25	44	21	17.5-20.5	16-20	19.5	22-27.25																																																				
MM 660	635	1118	533	445-521	406-508	495	559-692																																																				
<p>RTA 2  1 per carton</p>																																																											
 <p>MB Multi-Tilfer w/Schukra COM: 2 YD 1.83 M Unit weight: 58 LB 26.4 KG Carton weight: 67 LB 30.39 KG Carton volume: 10.5 FT³ 0.29 MT³</p>	 <p>ADJUSTMENTS (1) Tilt tension (2) Pneumatic seat height (3) Back angle (4) Seat angle (6) Back/lumbar height Lumbar depth (8) Sliding seat depth (9) Infinite position tilt lock</p>	<table border="1"> <tr> <td>1261-3</td><td>1129</td><td>1193</td><td>1247</td><td>1309</td><td>1411</td><td>1505</td><td>1599</td><td>1681</td><td>1783</td><td>1879</td><td>2009</td><td>2193</td> </tr> <tr> <td>1261P-3 Petite seat</td><td></td><td></td><td></td><td></td><td></td><td></td><td></td><td></td><td></td><td></td><td></td><td></td> </tr> <tr> <td colspan="13">IN W19.5 D16.75-19.75 H16-20 MM W495 D425-502 H406-508</td> </tr> </table>												1261-3	1129	1193	1247	1309	1411	1505	1599	1681	1783	1879	2009	2193	1261P-3 Petite seat													IN W19.5 D16.75-19.75 H16-20 MM W495 D425-502 H406-508																			
		1261-3	1129	1193	1247	1309	1411	1505	1599	1681	1783	1879	2009	2193																																													
1261P-3 Petite seat																																																											
IN W19.5 D16.75-19.75 H16-20 MM W495 D425-502 H406-508																																																											
<p>Ergonomic features: A, B, C, D, E, F, G, H, M, N, Q, R, S, U, V</p>			<table border="1"> <tr> <th colspan="3">OVERALL DIMENSIONS</th> <th colspan="3">SEAT DIMENSIONS</th> <th colspan="3">BACK DIMENSIONS</th> <td colspan="3"></td> </tr> <tr> <th>W</th><th>D</th><th>H</th> <th>W</th><th>D</th><th>H</th> <th>W</th><th>H</th> <td colspan="3"></td> </tr> <tr> <td>IN 26</td><td>25</td><td>44</td> <td>21</td><td>17.5-20.5</td><td>16-20</td> <td>19.5</td><td>22-27.25</td> <td colspan="3"></td> </tr> <tr> <td>MM 660</td><td>635</td><td>1118</td> <td>533</td><td>445-521</td><td>406-508</td> <td>495</td><td>559-692</td> <td colspan="3"></td> </tr> </table>												OVERALL DIMENSIONS			SEAT DIMENSIONS			BACK DIMENSIONS						W	D	H	W	D	H	W	H				IN 26	25	44	21	17.5-20.5	16-20	19.5	22-27.25				MM 660	635	1118	533	445-521	406-508	495	559-692			
OVERALL DIMENSIONS			SEAT DIMENSIONS			BACK DIMENSIONS																																																					
W	D	H	W	D	H	W	H																																																				
IN 26	25	44	21	17.5-20.5	16-20	19.5	22-27.25																																																				
MM 660	635	1118	533	445-521	406-508	495	559-692																																																				
<p>RTA 2  1 per carton</p>																																																											

PREFER



model 8458NA









model 8459









STANDARD FEATURES

- A sleek and comfortable multi-purpose chair beautifully suited for conference, collaboration and training environments. Designed by Norbert Geelen.
- Swivel tilt function with no visible levers or mechanisms.
- Standard with Asphalt or Alabaster frame and base, armless or with fixed arms.
- Integrated seat height adjustment lever is intuitive and easy to use.
- Dual wheel carpet casters are standard. Black (**C82**) casters standard on Asphalt base models. Fog Grey (**8F**) casters standard on Alabaster base models.
- Upholstery options: fabric, vinyl or leather. Vinyl and leather models may feature stitch detail across the seat and/or back cushions, if applicable.

OPTIONAL FEATURES

- Dimension Mesh is available in Berry (DBE), Black (DBK), Chalk (DCL), Charcoal (DCH), Citrus (DCT), Cobalt (DCO), Fog (DST), Pool Blue (DPB), Sand (DSD) and Shadow (DGM).
- Polished aluminum (**AL**) base is available on Asphalt and Alabaster frames. Add \$175.
- Polished aluminum (**AO**) arms are available on Asphalt and Alabaster fixed arm models. Add \$151
- For Asphalt base on Alabaster frame, please specify (**BK**). No upcharge.
- For Alabaster base on Asphalt frame, please specify (**AE**). Add \$35.
- For hard surface Black glides, please specify (**HG**). Add \$49.
- For hard surface flooring casters, please specify (**8R**) for Black and (**2F**) for Fog. Add \$21.

DESCRIPTION	FEATURES	MODEL #	STANDARD TEXTILE GRADES											
			1	2	3	4	5	6	7	8	9	10	11	12
 <p>MB Tilter Chair - Asphalt Base/Frame COM: 1 YD 0.91 M Unit weight: 26 LB 11.8 KG Carton weight: 33 LB 14.97 KG Carton volume: 9.5 FT³ 0.26 MT³</p>	Ergonomic features: C, M	8458	1163	1195	1222	1253	1304	1351	1398	1439	1490	1538	1603	1695
			OVERALL DIMENSIONS			SEAT DIMENSIONS			BACK DIMENSIONS					
			W	D	H	W	D	H	W	H				
			IN 25.5 MM 648	24 610	39 991	19.75 502	18.5 470	18-22 457-559	20 508	19 483				
			RTA 1		1 per carton									
 <p>Armless MB Tilter Chair - Asphalt Base/Frame COM: 1 YD 0.91 M Unit weight: 25 LB 11.4 KG Carton weight: 32 LB 14.51 KG Carton volume: 9.5 FT³ 0.26 MT³</p>	Ergonomic features: C, M	8458NA	1059	1091	1118	1149	1200	1247	1294	1335	1386	1434	1499	1591
			OVERALL DIMENSIONS			SEAT DIMENSIONS			BACK DIMENSIONS					
			W	D	H	W	D	H	W	H				
			IN 22.5 MM 572	24 610	39 991	19.75 502	18.5 470	18-22 457-559	20 508	19 483				
			RTA 1		1 per carton									
 <p>Height Adjustable Stool - Asphalt Base/Frame COM: 1 YD 0.91 M Unit weight: 31 LB 14.1 KG Carton weight: 38 LB 17.24 KG Carton volume: 9.5 FT³ 0.26 MT³</p>	Ergonomic features: C, M	8458S	1340	1372	1399	1430	1481	1528	1575	1616	1667	1715	1780	1872
			OVERALL DIMENSIONS			SEAT DIMENSIONS			BACK DIMENSIONS					
			W	D	H	W	D	H	W	H				
			IN 25.5 MM 648	24 610	46.25 1175	19.75 502	18.5 470	23.5-31.5 597-800	20 508	19 483				
			RTA 1		1 per carton									
 <p>Armless Height Adjustable Stool - Asphalt Base/Frame COM: 1 YD 0.91 M Unit weight: 30 LB 13.6 KG Carton weight: 37 LB 16.78 KG Carton volume: 9.5 FT³ 0.26 MT³</p>	Ergonomic features: C, M	8458NAS	1238	1270	1297	1328	1379	1426	1473	1514	1565	1613	1678	1770
			OVERALL DIMENSIONS			SEAT DIMENSIONS			BACK DIMENSIONS					
			W	D	H	W	D	H	W	H				
			IN 22.5 MM 572	24 610	46.25 1175	19.75 502	18.5 470	23.5-31.5 597-800	20 508	19 483				
			RTA 1		1 per carton									

DESCRIPTION	FEATURES	MODEL #	STANDARD TEXTILE GRADES														
			1	2	3	4	5	6	7	8	9	10	11	12			
 MB Tilter Chair - Alabaster Base/Frame COM: 1 YD 0.91 M Unit weight: 26 LB 11.8 KG Carton weight: 33 LB 14.97 KG Carton volume: 9.5 FT³ 0.26 MT³	Ergonomic features: C, M	RTA 1  1 per carton	8459	1196	1228	1255	1286	1337	1384	1431	1472	1523	1571	1636	1728		
			OVERALL DIMENSIONS			SEAT DIMENSIONS			BACK DIMENSIONS								
			W D H			W D H			W H								
			IN 25.5 24 39			19.75 18.5 18-22			20 19								
			MM 648 610 991			502 470 457-559			508 483								
 Armless MB Tilter Chair - Alabaster Base/Frame COM: 1 YD 0.91 M Unit weight: 25 LB 11.4 KG Carton weight: 32 LB 14.51 KG Carton volume: 9.5 FT³ 0.26 MT³	Ergonomic features: C, M	RTA 1  1 per carton	8459NA	1094	1126	1153	1184	1235	1282	1329	1370	1421	1469	1534	1626		
			OVERALL DIMENSIONS			SEAT DIMENSIONS			BACK DIMENSIONS								
			W D H			W D H			W H								
			IN 22.5 24 39			19.75 18.5 18-22			20 19								
			MM 572 610 991			502 470 457-559			508 483								
 Height Adjustable Stool - Alabaster Base/Frame COM: 1 YD 0.91 M Unit weight: 31 LB 14.1 KG Carton weight: 38 LB 17.24 KG Carton volume: 9.5 FT³ 0.26 MT³	Ergonomic features: C, M	RTA 1  1 per carton	8459S	1374	1406	1433	1464	1515	1562	1609	1650	1701	1749	1814	1906		
			OVERALL DIMENSIONS			SEAT DIMENSIONS			BACK DIMENSIONS								
			W D H			W D H			W H								
			IN 25.5 24 46.25			19.75 18.5 23.5-31.5			20 19								
			MM 648 610 1175			502 470 597-800			508 483								
 Armless Height Adjustable Stool - Alabaster Base/Frame COM: 1 YD 0.91 M Unit weight: 30 LB 13.6 KG Carton weight: 37 LB 16.78 KG Carton volume: 9.5 FT³ 0.26 MT³	Ergonomic features: C, M	RTA 1  1 per carton	8459NAS	1271	1303	1330	1361	1412	1459	1506	1547	1598	1646	1711	1803		
			OVERALL DIMENSIONS			SEAT DIMENSIONS			BACK DIMENSIONS								
			W D H			W D H			W H								
			IN 22.5 24 46.25			19.75 18.5 23.5-31.5			20 19								
			MM 572 610 1175			502 470 597-800			508 483								

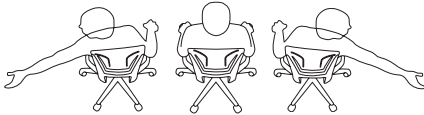
ROMA



Optional RA Arms
See right for details.

model 1906

model 1908



The polypropylene medium back and the upholstered medium back feature a flexible back construction that provides support, proper spinal alignment and comfort when moving or reaching in a seated position.

Roma Nesting Chairs




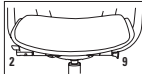

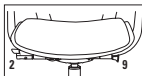
For Roma nesting chairs, please see page 178.


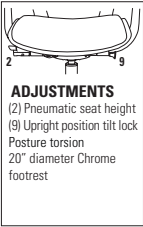


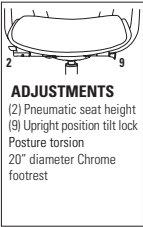


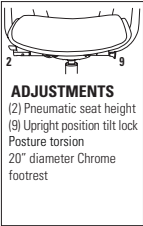


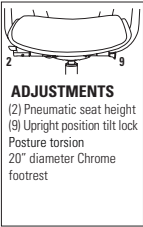


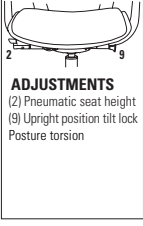

STANDARD FEATURES


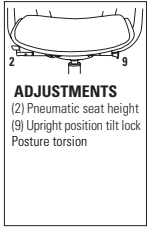


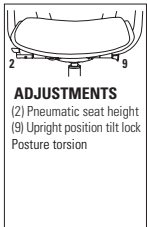


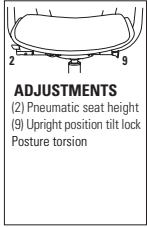


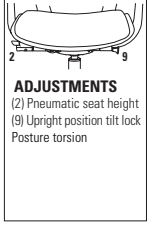


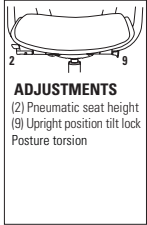

- Flexible, elegant and affordable, Roma offers a family of seating with simple clean lines.
- Roma features an exclusive chair control mechanism which allows the chair back and arms to recline together while the chair seat moves just enough to ensure comfort.
- The series includes nesting chairs, task seating and stools, with and without arms.
- Four back versions are available: mesh, upholstered, flexible polypropylene or honeycomb polypropylene.
- Flexible polypropylene back chair features a built in lumbar support designed to move as you move and is available exclusively in Black.
- The task chair upholstered back features a removable cover for on-site replacement and cleaning.
- Fixed arms are durable fiberglass reinforced nylon, fixed height. Standard with soft, durable, self-skinned urethane (SSU) armcaps that are warm to the touch.
- Standard with Global's high quality Soft Descent™ pneumatic lift which slowly and gently lowers the seat height of the chair making it easy to obtain the exact seat height you desire.
- Task chairs and stools are standard with a five prong, injection molded, fiberglass reinforced nylon Black spider base with dual wheel carpet casters (C1).
- Upholstery options: fabric, vinyl or leather. Vinyl and leather models may feature stitch detail across the seat and/or back cushions, if applicable.


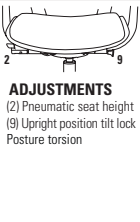


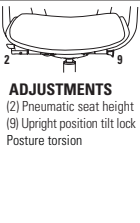



OPTIONAL FEATURES

- Breathable mesh back is available in six colors: Autumn Orange (AO), Fall Burgundy (FB), Midnight Black (MB), Spring Green (SG), Summer Blue (SB) and Winter Grey (WG).
- Optional polished aluminum base is available, please specify (ALU). Add \$131.
- A height adjustable arm with a self-skinned urethane (SSU) arm pad is optionally available for task seating, please specify (RA). Add \$62.
- For hard surface flooring casters, please specify (CSR). Add \$21.
- For additional caster options, please refer to the Arm and Caster section (page 353). *Optional casters may be priced higher than the standard casters for your chair and the difference will be charged. Lower priced optional casters will not be credited.*

DESCRIPTION	FEATURES	MODEL #	STANDARD TEXTILE GRADES																													
			1	2	3	4	5	6	7	8	9	10	11	12																		
 <p>Mesh MB - Armless Stool COM: 1 YD 0.91 M Unit weight: 36 LB 16.4 KG Carton weight: 43 LB 19.5 KG Carton volume: 10.5 FT³ 0.29 MT³</p>	 <p>ADJUSTMENTS (2) Pneumatic seat height (9) Upright position tilt lock Posture torsion 20" diameter Chrome footrest</p> <p>Ergonomic features: B, C, G, M, N</p>	1871	827	859	886	917	968	1015	1062	1103	1154	1202	1267	1359																		
		<p>OVERALL DIMENSIONS</p> <table border="1"> <thead> <tr> <th>W</th><th>D</th><th>H</th></tr> </thead> <tbody> <tr> <td>IN 19.5</td><td>23.5</td><td>48</td></tr> <tr> <td>MM 495</td><td>597</td><td>1219</td></tr> </tbody> </table>			W	D	H	IN 19.5	23.5	48	MM 495	597	1219	<p>SEAT DIMENSIONS</p> <table border="1"> <thead> <tr> <th>W</th><th>D</th><th>H</th></tr> </thead> <tbody> <tr> <td>19.5</td><td>18</td><td>24.5-34.5</td></tr> <tr> <td>495</td><td>457</td><td>622-876</td></tr> </tbody> </table>			W	D	H	19.5	18	24.5-34.5	495	457	622-876	<p>BACK DIMENSIONS</p> <table border="1"> <thead> <tr> <th>W</th><th>H</th></tr> </thead> <tbody> <tr> <td>18.5</td><td>19</td></tr> <tr> <td>470</td><td>483</td></tr> </tbody> </table>			W	H	18.5	19
W	D	H																														
IN 19.5	23.5	48																														
MM 495	597	1219																														
W	D	H																														
19.5	18	24.5-34.5																														
495	457	622-876																														
W	H																															
18.5	19																															
470	483																															
 <p>Polypropylene MB - Armless Stool COM: 1 YD 0.91 M Unit weight: 36 LB 16.4 KG Carton weight: 43 LB 19.5 KG Carton volume: 10.5 FT³ 0.29 MT³</p>	 <p>ADJUSTMENTS (2) Pneumatic seat height (9) Upright position tilt lock Posture torsion 20" diameter Chrome footrest</p> <p>Ergonomic features: B, C, G, M, N</p>	1872	827	859	886	917	968	1015	1062	1103	1154	1202	1267	1359																		
		<p>OVERALL DIMENSIONS</p> <table border="1"> <thead> <tr> <th>W</th><th>D</th><th>H</th></tr> </thead> <tbody> <tr> <td>IN 19.5</td><td>23.5</td><td>48</td></tr> <tr> <td>MM 495</td><td>597</td><td>1219</td></tr> </tbody> </table>			W	D	H	IN 19.5	23.5	48	MM 495	597	1219	<p>SEAT DIMENSIONS</p> <table border="1"> <thead> <tr> <th>W</th><th>D</th><th>H</th></tr> </thead> <tbody> <tr> <td>19.5</td><td>18</td><td>24.5-34.5</td></tr> <tr> <td>495</td><td>457</td><td>622-876</td></tr> </tbody> </table>			W	D	H	19.5	18	24.5-34.5	495	457	622-876	<p>BACK DIMENSIONS</p> <table border="1"> <thead> <tr> <th>W</th><th>H</th></tr> </thead> <tbody> <tr> <td>18.5</td><td>19</td></tr> <tr> <td>470</td><td>483</td></tr> </tbody> </table>			W	H	18.5	19
W	D	H																														
IN 19.5	23.5	48																														
MM 495	597	1219																														
W	D	H																														
19.5	18	24.5-34.5																														
495	457	622-876																														
W	H																															
18.5	19																															
470	483																															

DESCRIPTION	FEATURES	MODEL #	STANDARD TEXTILE GRADES													
			1	2	3	4	5	6	7	8	9	10	11	12		
 <p>Honeycomb MB - Armless Stool COM: 1 YD 0.91 M Unit weight: 36 LB 16.4 KG Carton weight: 43 LB 19.5 KG Carton volume: 10.5 FT³ 0.29 MT³</p>	 <p>ADJUSTMENTS (2) Pneumatic seat height (9) Upright position tilt lock Posture torsion 20" diameter Chrome footrest</p>	<p>Ergonomic features: B, C, G, M, N</p>	1874	857	889	916	947	998	1045	1092	1133	1184	1232	1297	1389	
			OVERALL DIMENSIONS			SEAT DIMENSIONS			BACK DIMENSIONS							
			W	D	H	W	D	H	W	H						
			IN 19.5	23.5	48	19.5	18	24.5-34.5	18.5	19						
			MM 495	597	1219	495	457	622-876	470	483						
			RTA 2		1 per carton											
 <p>Mesh MB - Stool COM: 1 YD 0.91 M Unit weight: 42 LB 19.1 KG Carton weight: 50 LB 22.68 KG Carton volume: 10.5 FT³ 0.29 MT³</p>	 <p>ADJUSTMENTS (2) Pneumatic seat height (9) Upright position tilt lock Posture torsion 20" diameter Chrome footrest</p>	<p>Ergonomic features: B, C, G, M, N</p>	1876	908	940	967	998	1049	1096	1143	1184	1235	1283	1348	1440	
			OVERALL DIMENSIONS			SEAT DIMENSIONS			BACK DIMENSIONS							
			W	D	H	W	D	H	W	H						
			IN 25.5	23.5	48	19.5	18	24.5-34.5	18.5	19						
			MM 648	597	1219	495	457	622-876	470	483						
			RTA 2		1 per carton											
 <p>Polypropylene MB - Stool COM: 1 YD 1.6 M Unit weight: 42 LB 19.1 KG Carton weight: 50 LB 22.68 KG Carton volume: 10.5 FT³ 0.29 MT³</p>	 <p>ADJUSTMENTS (2) Pneumatic seat height (9) Upright position tilt lock Posture torsion 20" diameter Chrome footrest</p>	<p>Ergonomic features: B, C, G, M, N</p>	1877	908	940	967	998	1049	1096	1143	1184	1235	1283	1348	1440	
			OVERALL DIMENSIONS			SEAT DIMENSIONS			BACK DIMENSIONS							
			W	D	H	W	D	H	W	H						
			IN 25.5	23.5	48	19.5	18	24.5-34.5	18.5	19						
			MM 648	597	1219	495	457	622-876	470	483						
			RTA 2		1 per carton											
 <p>Honeycomb MB - Stool COM: 1 YD 0.91 M Unit weight: 42 LB 19.1 KG Carton weight: 50 LB 22.68 KG Carton volume: 10.5 FT³ 0.29 MT³</p>	 <p>ADJUSTMENTS (2) Pneumatic seat height (9) Upright position tilt lock Posture torsion 20" diameter Chrome footrest</p>	<p>Ergonomic features: B, C, G, M, N</p>	1879	938	970	997	1028	1079	1126	1173	1214	1265	1313	1378	1470	
			OVERALL DIMENSIONS			SEAT DIMENSIONS			BACK DIMENSIONS							
			W	D	H	W	D	H	W	H						
			IN 25.5	23.5	48	19.5	18	24.5-34.5	18.5	19						
			MM 648	597	1219	495	457	622-876	470	483						
			RTA 2		1 per carton											
 <p>Honeycomb MB - Armless COM: 1 YD 0.91 M Unit weight: 31 LB 14.1 KG Carton weight: 38 LB 17.24 KG Carton volume: 10.5 FT³ 0.29 MT³</p>	 <p>ADJUSTMENTS (2) Pneumatic seat height (9) Upright position tilt lock Posture torsion</p>	<p>Ergonomic features: B, C, G, M, N</p>	1896	749	781	808	839	890	937	984	1025	1076	1124	1189	1281	
			OVERALL DIMENSIONS			SEAT DIMENSIONS			BACK DIMENSIONS							
			W	D	H	W	D	H	W	H						
			IN 19.5	23.5	38	19.5	18	15-19	18.5	19						
			MM 495	597	965	495	457	381-483	470	483						
			RTA 2		1 per carton											

DESCRIPTION	FEATURES	MODEL #	STANDARD TEXTILE GRADES												
			1	2	3	4	5	6	7	8	9	10	11	12	
 <p>Honeycomb MB - w/Arms COM: 1 YD 0.91 M Unit weight: 37 LB 16.8 KG Carton weight: 45 LB 20.41 KG Carton volume: 10.5 FT³ 0.29 MT³</p>	 <p>ADJUSTMENTS (2) Pneumatic seat height (9) Upright position tilt lock Posture torsion</p>	<p>Ergonomic features: B, C, G, M, N</p>	1897	828	860	887	918	969	1016	1063	1104	1155	1203	1268	1360
			OVERALL DIMENSIONS			SEAT DIMENSIONS			BACK DIMENSIONS						
			W	D	H	W	D	H	W		H				
			IN 25.5	23.5	38	19.5	18	15-19	18.5		19				
			MM 648	597	965	495	457	381-483	470		483				
			RTA 2		1 per carton										
 <p>Mesh MB - Armless COM: 1 YD 0.91 M Unit weight: 31 LB 14.1 KG Carton weight: 38 LB 17.24 KG Carton volume: 10.5 FT³ 0.29 MT³</p>	 <p>ADJUSTMENTS (2) Pneumatic seat height (9) Upright position tilt lock Posture torsion</p>	<p>Ergonomic features: B, C, G, M, N</p>	1901	716	748	775	806	857	904	951	992	1043	1091	1156	1248
			OVERALL DIMENSIONS			SEAT DIMENSIONS			BACK DIMENSIONS						
			W	D	H	W	D	H	W		H				
			IN 19.5	23.5	36.25	19.5	18	15-19	18.5		19				
			MM 495	597	921	495	457	381-483	470		483				
			RTA 2		1 per carton										
 <p>Polypropylene MB - Armless COM: 1 YD 0.91 M Unit weight: 31 LB 14.1 KG Carton weight: 38 LB 17.24 KG Carton volume: 10.5 FT³ 0.29 MT³</p>	 <p>ADJUSTMENTS (2) Pneumatic seat height (9) Upright position tilt lock Posture torsion</p>	<p>Ergonomic features: B, C, G, M, N</p>	1902	716	748	775	806	857	904	951	992	1043	1091	1156	1248
			OVERALL DIMENSIONS			SEAT DIMENSIONS			BACK DIMENSIONS						
			W	D	H	W	D	H	W		H				
			IN 19.5	23.5	36.25	19.5	18	15-19	18.5		19				
			MM 495	597	921	495	457	381-483	470		483				
			RTA 2		1 per carton										
 <p>Upholstered MB - Armless COM: 1.75 YD 1.6 M Unit weight: 31 LB 14.1 KG Carton weight: 38 LB 17.24 KG Carton volume: 10.5 FT³ 0.29 MT³</p>	 <p>ADJUSTMENTS (2) Pneumatic seat height (9) Upright position tilt lock Posture torsion</p>	<p>Ergonomic features: B, C, G, M, N</p>	1903	799	855	902	957	1046	1128	1210	1282	1371	1455	1569	1730
			OVERALL DIMENSIONS			SEAT DIMENSIONS			BACK DIMENSIONS						
			W	D	H	W	D	H	W		H				
			IN 19.5	23.5	36.25	19.5	18	15-19	18.5		19				
			MM 495	597	921	495	457	381-483	470		483				
			RTA 2		1 per carton										
 <p>Mesh MB - w/Arms COM: 1 YD 0.91 M Unit weight: 37 LB 16.8 KG Carton weight: 45 LB 20.41 KG Carton volume: 10.5 FT³ 0.29 MT³</p>	 <p>ADJUSTMENTS (2) Pneumatic seat height (9) Upright position tilt lock Posture torsion</p>	<p>Ergonomic features: B, C, G, M, N</p>	1906	799	831	858	889	940	987	1034	1075	1126	1174	1239	1331
			OVERALL DIMENSIONS			SEAT DIMENSIONS			BACK DIMENSIONS						
			W	D	H	W	D	H	W		H				
			IN 25.5	23.5	36.25	19.5	18	15-19	18.5		19				
			MM 648	597	921	495	457	381-483	470		483				
			RTA 2		1 per carton										

DESCRIPTION	FEATURES	MODEL #	STANDARD TEXTILE GRADES													
			1	2	3	4	5	6	7	8	9	10	11	12		
 <p>Polypropylene MB - w/Arms COM: 1 YD 0.91 M Unit weight: 37 LB 16.8 KG Carton weight: 45 LB 20.41 KG Carton volume: 10.5 FT³ 0.29 MT³</p>	 <p>ADJUSTMENTS (2) Pneumatic seat height (9) Upright position tilt lock Posture torsion</p> <p>Ergonomic features: B, C, G, M, N</p>	1907	799	831	858	889	940	987	1034	1075	1126	1174	1239	1331		
		OVERALL DIMENSIONS			SEAT DIMENSIONS			BACK DIMENSIONS								
		W	D	H	W	D	H	W		H						
		IN 25.5	23.5	36.25	19.5	18	15-19	18.5		19						
		MM 648	597	921	495	457	381-483	470		483						
			RTA 2		1 per carton											
 <p>Upholstered MB - w/Arms COM: 1.75 YD 1.6 M Unit weight: 37 LB 16.8 KG Carton weight: 45 LB 20.41 KG Carton volume: 10.5 FT³ 0.29 MT³</p>	 <p>ADJUSTMENTS (2) Pneumatic seat height (9) Upright position tilt lock Posture torsion</p> <p>Ergonomic features: B, C, G, M, N</p>	1908	855	911	958	1013	1102	1184	1266	1338	1427	1511	1625	1786		
		OVERALL DIMENSIONS			SEAT DIMENSIONS			BACK DIMENSIONS								
		W	D	H	W	D	H	W		H						
		IN 25.5	23.5	36.25	19.5	18	15-19	18.5		19						
		MM 648	597	921	495	457	381-483	470		483						
			RTA 2		1 per carton											
 <p>Upholstered Back Pad COM: 1 YD 0.91 M Unit weight: 1 LB 0.5 KG Carton weight: 1.5 LB 0.68 KG Carton volume: 1.1 FT³ 0.03 MT³</p>		1909	96	128	155	186	237	284	331	372	423	471	536	628		
		OVERALL DIMENSIONS			SEAT DIMENSIONS			BACK DIMENSIONS								
		W	D	H	W	D	H	W		H						
		IN 20.5	19	0.38	-	-	-	-		-						
		MM 521	483	10	-	-	-	-		-						
			RTA 00		1 per carton											

SCORE



model 2311




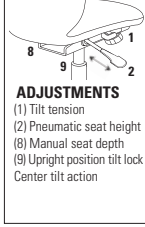


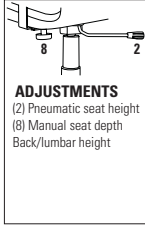


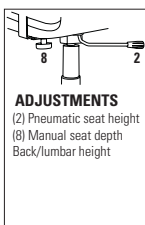


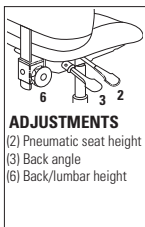

model 2315


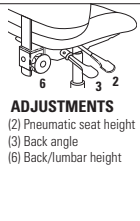


STANDARD FEATURES

- Comfortable and affordable task seating with built-in lumbar support.
- Five prong, injection molded, fiberglass reinforced nylon Black base with dual wheel carpet casters (C65).
- Base and frame available in Black only.
- Standard with adjustable height T-arms with concave shaped urethane armcaps (3M) in Black only.
- Upholstery options: fabric or vinyl only. Vinyl models may feature stitch detail across the seat and/or back cushions, if applicable.

OPTIONAL FEATURES

- For hard surface flooring casters, please specify (C65R). Add \$21.
- Vari-Width (WA) width adjustable arm extensions are optional when chair is ordered with adjustable arms. Allows the arms to move away from the seat by 2" on each side to allow space if desired for broader hip widths. Add \$84.
- For additional arm/caster options, please refer to the Arm and Caster section (page 353). *Optional casters may be priced higher than the standard casters for your chair and the difference will be charged. Lower priced optional casters will not be credited.*

DESCRIPTION	FEATURES	MODEL #	STANDARD TEXTILE GRADES													
			1	2	3	4	5	6	7	8	9	10	11	12		
 <p>LB Tilter w/Arms COM: 1.25 YD 1.14 M Unit weight: 35 LB 15.9 KG Carton weight: 39 LB 17.69 KG Carton volume: 10.75 FT³ 0.3 MT³</p>	 <p>ADJUSTMENTS (1) Tilt tension (2) Pneumatic seat height (8) Manual seat depth (9) Upright position tilt lock Center tilt action</p>	2311	552	592	626	665	728	787	846	897	961	1021	1102	1217		
		OVERALL DIMENSIONS			SEAT DIMENSIONS			BACK DIMENSIONS								
		W	D	H	W	D	H	W	H							
		IN 25.5 MM 648	22.5 572	36 914	20 508	18.5 470	15.5-20.5 394-521	18 457	18 457							
			RTA 1		1 per carton											
 <p>LB Task Armless COM: 1.25 YD 1.14 M Unit weight: 25 LB 11.4 KG Carton weight: 30 LB 13.61 KG Carton volume: 4.9 FT³ 0.13 MT³</p>	 <p>ADJUSTMENTS (2) Pneumatic seat height (8) Manual seat depth Back/lumbar height</p>	2312	319	359	393	432	495	554	613	664	728	788	869	984		
		OVERALL DIMENSIONS			SEAT DIMENSIONS			BACK DIMENSIONS								
		W	D	H	W	D	H	W	H							
		IN 20.5 MM 521	22.5 572	36 914	20 508	17-18.5 432-470	15.5-20.5 394-521	18 457	17.5-19 445-483							
			RTA 2		1 per carton											
 <p>LB Task w/Arms COM: 1.25 YD 1.14 M Unit weight: 30 LB 13.6 KG Carton weight: 35 LB 15.88 KG Carton volume: 4.9 FT³ 0.13 MT³</p>	 <p>ADJUSTMENTS (2) Pneumatic seat height (8) Manual seat depth Back/lumbar height</p>	2314	402	442	476	515	578	637	696	747	811	871	952	1067		
		OVERALL DIMENSIONS			SEAT DIMENSIONS			BACK DIMENSIONS								
		W	D	H	W	D	H	W	H							
		IN 25 MM 635	22.5 572	36 914	20 508	17-18.5 432-470	15.5-20.5 394-521	18 457	17.5-19 445-483							
			RTA 2		1 per carton											
 <p>LB Posture Task Armless COM: 1.25 YD 1.14 M Unit weight: 24 LB 10.9 KG Carton weight: 29 LB 13.15 KG Carton volume: 4.9 FT³ 0.13 MT³</p>	 <p>ADJUSTMENTS (2) Pneumatic seat height (3) Back angle (6) Back/lumbar height</p>	2315	421	461	495	534	597	656	715	766	830	890	971	1086		
		OVERALL DIMENSIONS			SEAT DIMENSIONS			BACK DIMENSIONS								
		W	D	H	W	D	H	W	H							
		IN 20.5 MM 521	22.5 572	36 914	20 508	16.5 419	15.5-20.5 394-521	18 457	15-19 381-483							
			RTA 2		1 per carton											

DESCRIPTION	FEATURES	MODEL #	STANDARD TEXTILE GRADES											
			1	2	3	4	5	6	7	8	9	10	11	12
 <p>LB Posture Task w/Arms COM: 1.25 YD 1.14 M Unit weight: 32 LB 14.5 KG Carton weight: 36 LB 16.33 KG Carton volume: 5.75 FT³ 0.16 M³</p>	 <p>ADJUSTMENTS (2) Pneumatic seat height (3) Back angle (6) Back/lumbar height</p> <p>Ergonomic features: C, D, G, H, M, N</p>	2317	502	542	576	615	678	737	796	847	911	971	1052	1167
			OVERALL DIMENSIONS			SEAT DIMENSIONS			BACK DIMENSIONS					
			W	D	H	W	D	H	W	H				
			IN 25.5	22.5	36	20	16.5	15.5-20.5	18	15-19				
			MM 648	572	914	508	419	394-521	457	381-483				
		  1 per carton												

SOLAR



model 8456

model 8457



model 8456NA









model 8457NA









STANDARD FEATURES

- A sophisticated and versatile mesh seating solution for conference and collaborative environments. Designed by Paul Brooks.
- One-piece molded frame is extremely light (chair weighs 24 lbs./10.9 kg) and exceeds BIFMA standard for commercial applications.
- Cascading forward seat surface and reverse edge profile provide better leg clearance and comfort.
- Integrated seat height adjustment lever is intuitive and easy to use.
- The under seat structure maintains the seamless and fluid aesthetic that defines Solar.
- All bases are standard with Black C1 dual wheel carpet casters.

OPTIONAL FEATURES

- Mesh is available in Midnight (MDN), Storm (STM) and Dove (DVE).
- Polished aluminum base is available, please specify (PA). Add \$175.
- Alabaster (AE) base can be ordered on Asphalt (BK) frame, please specify. Add \$35.
- Asphalt (APT) base can be ordered on Alabaster (ABR) frame, please specify. No upcharge.
- For hard surface Black glides, please specify (HG). Add \$49.
- For hard surface flooring casters C9R, please specify (ID). Add \$21.

DESCRIPTION	FEATURES	MODEL #	STANDARD TEXTILE GRADES						
 <p>MB Mesh Tilter - Asphalt Base/Frame COM: N/A Unit weight: 20 LB 9.1 KG Carton weight: 27 LB 12.25 KG Carton volume: 9.5 FT³ 0.26 MT³</p>	Ergonomic features: C, M	8456	List price						
		1012							
		OVERALL DIMENSIONS			SEAT DIMENSIONS			BACK DIMENSIONS	
		IN	23.5	23	37.5	19.25	17	16-20	19
MM	597	584	953	489	432	406-508	483	483	
				 courier	1 per carton				
 <p>MB Mesh Tilter - Alabaster Base/Frame COM: N/A Unit weight: 20 LB 9.1 KG Carton weight: 27 LB 12.25 KG Carton volume: 9.5 FT³ 0.26 MT³</p>	Ergonomic features: C, M	8457	List price						
		1121							
		OVERALL DIMENSIONS			SEAT DIMENSIONS			BACK DIMENSIONS	
		IN	23.5	23	37.5	19.25	17	16-20	19
MM	597	584	953	489	432	406-508	483	483	
				 courier	1 per carton				
 <p>MB Mesh Stool - Asphalt Base/Frame COM: N/A Unit weight: 24 LB 10.9 KG Carton weight: 31 LB 14.06 KG Carton volume: 9.5 FT³ 0.26 MT³</p>	Ergonomic features: C, M	8456S	List price						
		1170							
		OVERALL DIMENSIONS			SEAT DIMENSIONS			BACK DIMENSIONS	
		IN	23.5	23	46	19.25	17	23-31	19
MM	597	584	1168	489	432	584-787	483	483	
				 courier	1 per carton				
 <p>MB Mesh Stool - Alabaster Base/Frame COM: N/A Unit weight: 24 LB 10.9 KG Carton weight: 31 LB 14.06 KG Carton volume: 9.5 FT³ 0.26 MT³</p>	Ergonomic features: C, M	8457S	List price						
		1274							
		OVERALL DIMENSIONS			SEAT DIMENSIONS			BACK DIMENSIONS	
		IN	23.5	23	46	19.25	17	23-31	19
MM	597	584	1168	489	432	584-787	483	483	
				 courier	1 per carton				

DESCRIPTION	FEATURES	MODEL #	STANDARD TEXTILE GRADES						
 <p>MB Mesh Tilter - Asphalt Base/Frame COM: N/A Unit weight: 18 LB 8.2 KG Carton weight: 25 LB 11.34 KG Carton volume: 9.5 FT³ 0.26 MT³</p>	Ergonomic features: C, M	List price							
		8456NA	962						
		OVERALL DIMENSIONS			SEAT DIMENSIONS			BACK DIMENSIONS	
		W	D	H	W	D	H	W	H
IN 19.25	23	37.5	19.25	17	16-20	19	19		
MM 489	584	953	489	432	406-508	483	483		
		RTA 1		1 per carton					
 <p>MB Mesh Tilter - Alabaster Base/Frame COM: N/A Unit weight: 18 LB 8.2 KG Carton weight: 25 LB 11.34 KG Carton volume: 9.5 FT³ 0.26 MT³</p>	Ergonomic features: C, M	List price							
		8457NA	1065						
		OVERALL DIMENSIONS			SEAT DIMENSIONS			BACK DIMENSIONS	
		W	D	H	W	D	H	W	H
IN 19.25	23	37.5	19.25	17	16-20	19	19		
MM 489	584	953	489	432	406-508	483	483		
		RTA 1		1 per carton					
 <p>MB Mesh Stool - Asphalt Base/Frame COM: N/A Unit weight: 22 LB 10 KG Carton weight: 29 LB 13.15 KG Carton volume: 9.5 FT³ 0.26 MT³</p>	Ergonomic features: C, M	List price							
		8456SNA	1111						
		OVERALL DIMENSIONS			SEAT DIMENSIONS			BACK DIMENSIONS	
		W	D	H	W	D	H	W	H
IN 19.25	23	46	19.25	17	23-31	19	19		
MM 489	584	1168	489	432	584-787	483	483		
		RTA 1		1 per carton					
 <p>MB Mesh Stool - Alabaster Base/Frame COM: N/A Unit weight: 22 LB 10 KG Carton weight: 29 LB 13.15 KG Carton volume: 9.5 FT³ 0.26 MT³</p>	Ergonomic features: C, M	List price							
		8457SNA	1211						
		OVERALL DIMENSIONS			SEAT DIMENSIONS			BACK DIMENSIONS	
		W	D	H	W	D	H	W	H
IN 19.25	23	46	19.25	17	23-31	19	19		
MM 489	584	1168	489	432	584-787	483	483		
		RTA 1		1 per carton					

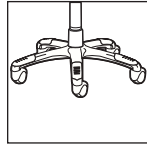
SOLO



model 5227



model 5226 (TTU)






Optional ALU Base
See right for details.

STANDARD FEATURES

- Contoured seat and back, waterfall seat edge and self-skinned urethane (SSU) armcaps provide extended comfort.
- All models (except armchairs and side chairs) are standard with a five prong, injection molded base with dual wheel carpet casters (C65).
- Seat frame and arm frame are standard in Black.
- Ganging clamp 5233 used for models 5225 and 5226 sled base models.
- Armchair models are standard with Black glides.
- Solo models 5225, 5227 and 5228 are standard with (SSU) armcaps.
- Upholstery options: fabric or vinyl only. Vinyl models may feature stitch detail across the seat and/or back cushions, if applicable.

OPTIONAL FEATURES

- There are no arm options for this series.
- Frame is optional on armchair and side chair (models 5225 and 5226) in a Tungsten (TTU) finish. No upcharge.
- Polished aluminum base with Black end guards (B2) is available, please specify (ALU). Add \$131.
- Chrome finish available on guest seating models 5225 and 5226. Add 10% of opening published grade price.
- Optional abrasion resistant outer back fabric (polyester) is available. Resistant to impact damage. Available in Black only. Please specify (BKB). Add \$9.
- Available with back edge vinyl bumper guard option (EG). Add \$22.
- For hard surface floors, please specify opaque non-marking glide (NM). No upcharge.
- For hard surface flooring casters, please specify (C65R). Add \$21.
- For additional caster options, please refer to the Arm and Caster section (page 353). *Optional casters may be priced higher than the standard casters for your chair and the difference will be charged. Lower priced optional casters will not be credited.*

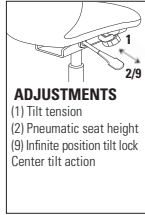
DESCRIPTION	FEATURES	MODEL #	STANDARD TEXTILE GRADES													
			1	2	3	4	5	6	7	8	9	10	11	12		
 <p>Armchair COM: 1.25 YD 1.14 M Unit weight: 21 LB 9.5 KG Carton weight: 26.5 LB 12.02 KG Carton volume: 24 FT³ 0.67 MT³</p>	Ergonomic features: M, N	5225	328	368	402	441	504	563	622	673	737	797	878	993		
			OVERALL DIMENSIONS			SEAT DIMENSIONS			BACK DIMENSIONS							
			W	D	H	W	D	H	W	H						
			IN 24	25	34	21.5	18	17	21	17.5						
MM 610	635	864	546	457	432	533	445									
		RTA 00	2 per carton (pricing and specifications are for one chair)													
 <p>Side Chair COM: 1.25 YD 1.14 M Unit weight: 17 LB 7.7 KG Carton weight: 22 LB 9.98 KG Carton volume: 20.75 FT³ 0.58 MT³</p>	Ergonomic features: M, N	5226	268	308	342	381	444	503	562	613	677	737	818	933		
			OVERALL DIMENSIONS			SEAT DIMENSIONS			BACK DIMENSIONS							
			W	D	H	W	D	H	W	H						
			IN 22	25.5	34	21.5	18	17	21	17.5						
MM 559	648	864	546	457	432	533	445									
		RTA 00	2 per carton (pricing and specifications are for one chair)													
 <p>Ganging Clamps - Set of 2 COM: N/A Unit weight: 0.09 LB 0.04 KG Carton weight: 0.2 LB 0.09 KG Carton volume: 1 FT³ 0.02 MT³</p>		List price														
		5233	15													
		OVERALL DIMENSIONS			SEAT DIMENSIONS			BACK DIMENSIONS								
		W	D	H	W	D	H	W	H							
IN 0.87	7.75	1.5	-	-	-	-	-									
MM 22	197	38	-	-	-	-	-									
		RTA 00	courier										Pricing is for the set, specifications are for one clamp			

DESCRIPTION FEATURES MODEL # STANDARD TEXTILE GRADES



HB Tilter

COM: 1.5 YD | 1.37 M
 Unit weight: 32 LB | 14.5 KG
 Carton weight: 37.5 LB | 17.01 KG
 Carton volume: 22.5 FT³ | 0.63 MT³



ADJUSTMENTS
 (1) Tilt tension
 (2) Pneumatic seat height
 (9) Infinite position tilt lock
 Center tilt action

Ergonomic features:
 A, B, C, M, N, S

MODEL #	1	2	3	4	5	6	7	8	9	10	11	12
5227	468	516	557	603	680	750	821	882	959	1031	1128	1266

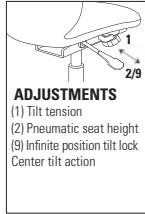
	OVERALL DIMENSIONS			SEAT DIMENSIONS			BACK DIMENSIONS	
	W	D	H	W	D	H	W	H
IN	24	25.5	38	21.5	18	16-20	21	20
MM	610	648	965	546	457	406-508	533	508

RTA 00 2 per carton (pricing and specifications are for one chair)



LB Tilter

COM: 1.25 YD | 1.14 M
 Unit weight: 29 LB | 13.2 KG
 Carton weight: 34.5 LB | 15.65 KG
 Carton volume: 22.5 FT³ | 0.63 MT³



ADJUSTMENTS
 (1) Tilt tension
 (2) Pneumatic seat height
 (9) Infinite position tilt lock
 Center tilt action

Ergonomic features:
 A, B, C, M, N, S

MODEL #	1	2	3	4	5	6	7	8	9	10	11	12
5228	427	467	501	540	603	662	721	772	836	896	977	1092

	OVERALL DIMENSIONS			SEAT DIMENSIONS			BACK DIMENSIONS	
	W	D	H	W	D	H	W	H
IN	24	24.5	34	21.5	18	16-20	21	16
MM	610	622	864	546	457	406-508	533	406

RTA 00 2 per carton (pricing and specifications are for one chair)

SORA



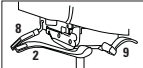
model 6941-8



model 6942-8

MECHANISM:

Weight sensing synchro-tilter mechanism (-8)



ADJUSTMENTS

- Automatic tilt tension
- (2) Pneumatic seat height
- Back/lumbar height
- (8) Sliding seat depth
- (9) Multi position tilt lock

Ergonomic features:

B, C, D, E, H, L, M, N, Q, R, U, V

STANDARD FEATURES

- Designed in three seat sizes and two back heights to accommodate many body shapes.
- The upper back shape encourages free lateral movement.
- Features a weight sensing synchro-tilter mechanism (8) that requires no tilt tension adjustment.
- Side activated sliding seat depth adjustment.
- 4.4" adjustable lumbar area for personalized comfort and support is standard.
- Standard with Global's high quality Soft Descent™ 4" travel pneumatic lift which slowly and gently lowers the seat height of the chair making it easy to obtain the exact seat height you desire.
- 4.5" travel height adjustable arms.
- Five prong, injection molded, fiberglass reinforced nylon base with dual wheel casters.
- Sora is fully compliant with the latest BIFMA G1, GSA and CGSB specifications.
- Frame is only available in Black.
- Upholstery options: fabric, vinyl or leather. Vinyl and leather models may feature stitch detail across the seat and/or back cushions, if applicable.

OPTIONAL FEATURES

- Height (E2), height and width adjustable (E3), and fully ergonomic arms (E4) are available.
- Fully ergonomic arms (E4) are height and width (1.4" travel) adjustable arms with sliding armcaps. Sliding armcaps travel 1" in width and 2" in depth, and articulate 20° inwards and 10° outwards to aim toward the keyboard or mouse area.
- Mesh backs are available in 24 brilliant Vue colors.

Please add option codes in the following order:

- **Model number**
6941 High back
6942 Medium back
- **Textile**
Specify textile code for seat.
- **Mechanism**
(8) Weight sensing synchro-tilter.
- **Arms**
(E2) Height adjustable arms. No upcharge.
(E3) Height and width adjustable arms. Add \$46.
(E4) Fully ergonomic arms. Add \$131.
- **Base**
(B7) Black nylon base. No upcharge.
(A7) Polished aluminum base. Add \$131.
- **Casters**
(82) C82 dual wheel carpet casters. No upcharge.
(8R) C82R dual wheel hard floor casters. Add \$21.
- **Mesh** (colors shown on website)



(VU10) Sandy Beach	(VU23) Chartreuse
(VU11) Desert Sand	(VU26) Pool Blue
(VU12) Orange Sunset	(VU28) Sky
(VU13) Chocolate Fountain	(VU32) Primary Blue
(VU14) Arctic Blue	(VU34) Tangerine
(VU15) Quarry Grey	(VU37) Paprika
(VU16) Tidal Wave	(VU40) Grain
(VU17) Ivy Moss	(VU43) Yellow
(VU18) Red Rose	(VU55) Silver Grey
(VU19) Coal Black	(VU63) Silver
(VU20) White	(VU65) Hot Pink
(VU21) Lime	(VU70) Red Mittens
- **Seat Size**
(P) Petite seat, 17" wide.
(S) Standard seat, 18.5" wide.
(G) Generous seat, 19.5" wide.
- **Cylinder**
(4L) Standard (4"). No upcharge.
(5L) High (5"). Seat height: 17.5" - 22.5". No upcharge.
(4S) Short (4"). Seat height: 14.8" - 18.7". Seat height range achieved using (C1) casters. No upcharge.

EXAMPLE SORA ORDER CODE

6942	-HD08	-8	-E4	-A7	-82	-VU32	-S	-4L
Model #	Textile	Mechanism	Arm	Base	Casters	Mesh	Seat	Cylinder

Sora recommended dimensional information: based on measurements with weight sensing synchro-tilter mechanism				
	Distance between arms (pivot not included)	Standard arm height	Seat depth range	Standard seat height
Petite seat (P) Soft Descent 4" lift & (E4) arm	14.7" - 17.5" = 2.8" adjustment 373mm - 443mm = 70mm adjustment	7" - 11.5" 176mm - 297mm	15.5" - 18.5" 394mm - 470mm	16.1" - 20.1" 410mm - 511mm
Standard seat (S) Soft Descent 4" lift & (E4) arm	16.2" - 19" = 2.8" adjustment 414mm - 484mm = 70mm adjustment		16.5" - 19.5" 420mm - 495mm	
Generous seat (G) Soft Descent 4" lift & (E4) arm	17.2" - 20" = 2.8" adjustment 437mm - 507mm = 70mm adjustment		17.5" - 19.75" 444mm - 502mm	

Measurements shown are measured to the requirements of BIFMA G1-2013 / CGSB 44.232-2008.

DESCRIPTION	FEATURES	MODEL #	STANDARD TEXTILE GRADES													
			1	2	3	4	5	6	7	8	9	10	11	12		
 <p>HB Weight Sensing Synchro-Tilter COM: 1 YD 0.91 M Unit weight: 48 LB 21.8 KG Carton weight: 59 LB 26.76 KG Carton volume: 22.5 FT³ 0.63 MT³</p>		6941	1140	1172	1199	1230	1281	1328	1375	1416	1467	1515	1580	1672		
	OVERALL DIMENSIONS			SEAT DIMENSIONS			BACK DIMENSIONS									
		W	D	H	W	D	H	W	H							
	IN	25	24	42.5	18.5	16.5-19.5	16.1-20.1	18	26							
	MM	635	610	1080	470	419-495	409-511	457	660							
		RTA 00		1 per carton												
	 <p>MB Weight Sensing Synchro-Tilter COM: 1 YD 0.91 M Unit weight: 46 LB 20.9 K Carton weight: 57 LB 25.85 KG Carton volume: 22.5 FT³ 0.63 MT³</p>		6942	1113	1145	1172	1203	1254	1301	1348	1389	1440	1488	1553	1645	
		OVERALL DIMENSIONS			SEAT DIMENSIONS			BACK DIMENSIONS								
			W	D	H	W	D	H	W	H						
		IN	25	24	40.5	18.5	16.5-19.5	16.1-20.1	18	24						
MM		635	610	1029	470	419-495	409-511	457	610							
		RTA 00		1 per carton												

STREAM



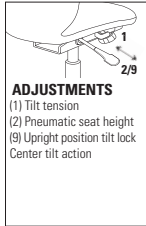
model 2073APP



model 2074AUU

MECHANISM OPTIONS:

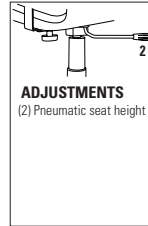
Tilter mechanism (chair)



ADJUSTMENTS
 (1) Tilt tension
 (2) Pneumatic seat height
 (9) Upright position tilt lock
 Center tilt action

Ergonomic features:
 A, B, C, M, N, S

Task mechanism (stool)



ADJUSTMENTS
 (2) Pneumatic seat height

Ergonomic features:
 C, M, N

Stream Multi-Purpose Chairs



For Stream multi-purpose chairs, please see page 206.

STANDARD FEATURES

- Our popular Stream series now features chairs and heights adjustable stools.
- Task chairs are available with tilter mechanism only.
- Height adjustable stools are available with task mechanism only.
- Task seating and height adjustable stools are standard with five-prong, injection molded, fiberglass reinforced nylon Governor base (B7) with dual wheel carpet casters (C82).
- Units available with or without arms. Arms match seat/back finish.
- Pedestal base models provide fixed location seating for use in auditoriums, classrooms, jury boxes, public venues and more. The base must be mounted to the floor (mounting hardware not included). See Pedestal Base Installation Guide on website for details.
- Upholstery options: fabric, vinyl or leather. Vinyl and leather models may feature stitch detail across the seat and/or back cushions, if applicable..

OPTIONAL FEATURES



- Polypropylene seats and backs are available in 14 colors: Buzz Blue (BZB), Cactus (CCT), Carrot (CRO), Cloud (IVC), Dijon (DJN), Eggplant (EGP), Fog (FOG), Frost (FRO), Ink (INK), Latte (LAB), Night (BLK), Sand (SND), Scarlet (SAR) and Shadow (SHW). Please specify.
- Pedestal base models have Black bases with 2" height adjustable cylinders, please specify:
 (SH) Swivel, auto return to max height. No upcharge.
 (SN) Non-swivel, auto return to max height. Add \$16.
 (SC) Swivel, auto return to center and return to max height. Add \$26.

Please add option codes in the following order:

- **Model number**
 2073 Task chair
 2074 Height adjustable stool
- Arm suffix (add to end of model number)
 (A) Chair with arms.
 (N) Chair without arms.
- Upholstery suffix (add to end of model number)
 (PP) Plastic back, plastic seat.
 (PU) Plastic back, upholstered seat.
 (UU) Upholstered back, upholstered seat.
- **Textile**
 Specify textile code for back (UU models only).
 Specify textile code for seat (PU, UU models only).
- **Seat/back finish (no upcharge)**
 (BZB) Buzz Blue (FRO) Frost
 (CCT) Cactus (INK) Ink
 (CRO) Carrot (LAB) Latte
 (IVC) Cloud (BLK) Night
 (DJN) Dijon (SND) Sand
 (EGP) Eggplant (SAR) Scarlet
 (FOG) Fog (SHW) Shadow
- **Frame finish**
 (BK) Black. No upcharge.
 (TN) Tungsten. No upcharge.
 (CM) Chrome. Add \$25.
- **Base**
 (B7) Black nylon base. No upcharge.
 (A7) Polished aluminum base. Add \$131.
- **Casters**
 (82) C82 dual wheel carpet casters. No upcharge.
 (8R) C82R dual wheel hard floor casters. Add \$21.

EXAMPLE STREAM TASK ORDER CODE:

2073APP	-	-	-IVC	-CM	-A7	-82
Model #	Back Textile	Seat Textile	Seat/back finish	Frame finish	Base	Caster

DESCRIPTION	FEATURES	MODEL #	STANDARD TEXTILE GRADES						
 <p>Tilter Chair w/Arms COM: N/A Unit weight: 28 LB 12.7 KG Carton weight: 37 LB 16.78 KG Carton volume: 17.5 FT³ 0.49 MT³</p>	Polypropylene seat & back.	List price							
		2073APP	778						
		OVERALL DIMENSIONS			SEAT DIMENSIONS			BACK DIMENSIONS	
		W	D	H	W	D	H	W	H
IN	24	23.5	33.5	18	18	15.5-20.5	16	16.5	
MM	610	597	851	457	457	394-521	406	419	
		RTA 00	1 per carton						
 <p>Tilter Chair w/Arms Pedestal Base COM: N/A Unit weight: 26 LB 11.8 KG Carton weight: 34 LB 15.42 KG Carton volume: 10.25 FT³ 0.29 MT³</p>	Polypropylene seat & back.	List price							
		2073APPPB	1042						
		OVERALL DIMENSIONS			SEAT DIMENSIONS			BACK DIMENSIONS	
		W	D	H	W	D	H	W	H
IN	24	23.5	33.5	18	18	16.5-18.5	16	16.5	
MM	610	597	851	457	457	419-470	406	419	
		RTA 2	1 per carton						

DESCRIPTION	FEATURES	MODEL #	STANDARD TEXTILE GRADES											
			1	2	3	4	5	6	7	8	9	10	11	12



Tilter Chair w/Arms
 COM: 0.75 YD | 0.69 M
 Unit weight: 31 LB | 14.1 KG
 Carton weight: 40 LB | 18.14 KG
 Carton volume: 17.5 FT³ | 0.49 MT³

2073APU	909	933	953	977	1015	1050	1085	1116	1154	1190	1239	1308
Upholstered seat												
2073AAU	1034	1058	1078	1102	1140	1175	1210	1241	1279	1315	1364	1433
Upholstered seat & back												
OVERALL DIMENSIONS			SEAT DIMENSIONS			BACK DIMENSIONS						
W	D	H	W	D	H	W	H					
IN 24	23.5	33.5	18	18	16-21	16	16					
MM 610	597	851	457	457	406-533	406	406					

RTA 00 1 per carton



Tilter Chair w/Arms Pedestal Base
 COM: 0.75 YD | 0.69 M
 Unit weight: 29 LB | 13.2 KG
 Carton weight: 37 LB | 16.78 KG
 Carton volume: 10.25 FT³ | 0.29 MT³

2073APUPB	1179	1203	1223	1247	1285	1320	1355	1386	1424	1460	1509	1578
Upholstered seat												
2073AAUPB	1308	1332	1352	1376	1414	1449	1484	1515	1553	1589	1638	1707
Upholstered seat & back												
OVERALL DIMENSIONS			SEAT DIMENSIONS			BACK DIMENSIONS						
W	D	H	W	D	H	W	H					
IN 24	23.5	33.5	18	18	16.5-18.5	16	16					
MM 610	597	851	457	457	419-470	406	406					

RTA 2 1 per carton



Armless Tilter Chair
 COM: N/A
 Unit weight: 24 LB | 10.9 KG
 Carton weight: 33 LB | 14.97 KG
 Carton volume: 17.5 FT³ | 0.49 MT³

Polypropylene seat & back.

List price												
2073NPP	716											
OVERALL DIMENSIONS			SEAT DIMENSIONS			BACK DIMENSIONS						
W	D	H	W	D	H	W	H					
IN 20.5	23.5	33.5	18	18	15.5-20.5	16	16.5					
MM 521	597	851	457	457	394-521	406	419					

RTA 00 1 per carton



Armless Tilter Chair Pedestal Base
 COM: N/A
 Unit weight: 22 LB | 10 KG
 Carton weight: 30 LB | 13.61 KG
 Carton volume: 10.25 FT³ | 0.29 MT³

Polypropylene seat & back.

List price												
2073NPPPB	978											
OVERALL DIMENSIONS			SEAT DIMENSIONS			BACK DIMENSIONS						
W	D	H	W	D	H	W	H					
IN 20.5	23.5	33.5	18	18	16.5-18.5	19	16.5					
MM 521	597	851	457	457	419-470	483	419					









RTA 2 1 per carton







Armless Tilter Chair
 COM: 0.75 YD | 0.69 M
 Unit weight: 27 LB | 12.3 KG
 Carton weight: 36 LB | 16.33 KG
 Carton volume: 17.5 FT³ | 0.49 MT³

2073NPU	846	870	890	914	952	987	1022	1053	1091	1127	1176	1245
Upholstered seat												
2073NUU	971	995	1015	1039	1077	1112	1147	1178	1216	1252	1301	1370
Upholstered seat & back												
OVERALL DIMENSIONS			SEAT DIMENSIONS			BACK DIMENSIONS						
W	D	H	W	D	H	W	H					
IN 20.5	23.5	33.5	18	18	16-21	16	16					
MM 521	597	851	457	457	406-533	406	406					

RTA 00 1 per carton

DESCRIPTION	FEATURES	MODEL #	STANDARD TEXTILE GRADES											
			1	2	3	4	5	6	7	8	9	10	11	12
 2073NPUPB	 2073NUUPB		2073NPUPB 1112 1136 1156 1180 1218 1253 1288 1319 1357 1393 1442 1511 Upholstered seat											
			2073NUUPB 1244 1268 1288 1312 1350 1385 1420 1451 1489 1525 1574 1643 Upholstered seat & back											
Armless Tilter Chair Pedestal Base COM: 0.75 YD 0.69 M Unit weight: 25 LB 11.4 KG Carton weight: 33 LB 14.97 KG Carton volume: 10.25 FT ³ 0.29 MT ³			OVERALL DIMENSIONS W D H			SEAT DIMENSIONS W D H			BACK DIMENSIONS W H					
			IN 20.5 23.5 33.5 MM 521 597 851			18 18 16.5-18.5 457 457 419-470			16 16 406 406					
			RTA 2			1 per carton								
			List price 2074APP 903											
			OVERALL DIMENSIONS W D H			SEAT DIMENSIONS W D H			BACK DIMENSIONS W H					
Height Adjustable Stool w/Arms COM: N/A Unit weight: 29 LB 13.2 KG Carton weight: 39.5 LB 17.92 KG Carton volume: 24 FT ³ 0.67 MT ³			24 23.5 43 610 597 1092			18 18 22-32 457 457 559-813			16 16.5 406 419					
			RTA 00			1 per carton								
			List price 2074APPB 1171											
			OVERALL DIMENSIONS W D H			SEAT DIMENSIONS W D H			BACK DIMENSIONS W H					
Height Adjustable Stool w/Arms Pedestal Base COM: N/A Unit weight: 26 LB 11.8 KG Carton weight: 34 LB 15.42 KG Carton volume: 10.25 FT ³ 0.29 MT ³			24 23.5 33 610 597 838			18 18 16-18 457 457 406-457			16 16.5 406 419					
			RTA 2			1 per carton								
 2074APU	 2074AUU		2074APU 1034 1058 1078 1102 1140 1175 1210 1241 1279 1315 1364 1433 Upholstered seat											
			2074AUU 1158 1182 1202 1226 1264 1299 1334 1365 1403 1439 1488 1557 Upholstered seat & back											
Height Adjustable Stool w/Arms COM: 0.75 YD 0.69 M Unit weight: 32 LB 14.5 KG Carton weight: 42.5 LB 19.28 KG Carton volume: 24 FT ³ 0.67 MT ³			OVERALL DIMENSIONS W D H			SEAT DIMENSIONS W D H			BACK DIMENSIONS W H					
			IN 24 23.5 43 MM 610 597 1092			18 18 22.5-32.5 457 457 572-826			16 16 406 406					
			RTA 00			1 per carton								
 2074APUPB	 2074AUUPB		2074APUPB 1308 1332 1352 1376 1414 1449 1484 1515 1553 1589 1638 1707 Upholstered seat											
			2074AUUPB 1440 1464 1484 1508 1546 1581 1616 1647 1685 1721 1770 1839 Upholstered seat & back											
Height Adjustable Stool w/Arms Pedestal Base COM: 0.75 YD 0.69 M Unit weight: 29 LB 13.2 KG Carton weight: 37 LB 16.78 KG Carton volume: 10.25 FT ³ 0.29 MT ³			OVERALL DIMENSIONS W D H			SEAT DIMENSIONS W D H			BACK DIMENSIONS W H					
			IN 24 23.5 33 MM 610 597 838			18 18 16-18 457 457 406-457			16 16 406 406					
			RTA 2			1 per carton								

DESCRIPTION	FEATURES	MODEL #	STANDARD TEXTILE GRADES												
 <p>Armless Height Adjustable Stool COM: N/A Unit weight: 25 LB 11.4 KG Carton weight: 35.5 LB 16.1 KG Carton volume: 24 FT³ 0.67 MT³</p>	Polypropylene seat & back.	List price													
		2074NPP	841												
		OVERALL DIMENSIONS			SEAT DIMENSIONS			BACK DIMENSIONS							
		IN	20.5	23.5	43	18	18	22-32	16	16.5					
MM	521	597	1092	457	457	559-813	406	419							
				RTA 00 1 per carton											
 <p>Armless Height Adjustable Stool Pedestal Base COM: N/A Unit weight: 22 LB 10 KG Carton weight: 30 LB 13.61 KG Carton volume: 10.25 FT³ 0.29 MT³</p>	Polypropylene seat & back.	List price													
		2074NPPPB	1107												
		OVERALL DIMENSIONS			SEAT DIMENSIONS			BACK DIMENSIONS							
		IN	20.5	23.5	33	18	18	16-18	19	16.5					
MM	521	597	838	457	457	406-457	483	419							
				RTA 2 1 per carton											
 <p>Height Adjustable Stool w/Arms COM: 0.75 YD 0.69 M Unit weight: 28 LB 12.7 KG Carton weight: 38.5 LB 17.46 KG Carton volume: 24 FT³ 0.67 MT³</p>		1 2 3 4 5 6 7 8 9 10 11 12													
		2074NPU	971	995	1015	1039	1077	1112	1147	1178	1216	1252	1301	1370	
		Upholstered seat													
		2074NUU	1096	1120	1140	1164	1202	1237	1272	1303	1341	1377	1426	1495	
Upholstered seat & back															
OVERALL DIMENSIONS			SEAT DIMENSIONS			BACK DIMENSIONS									
IN	20.5	23.5	43	18	18	22.5-32.5	16	16							
MM	521	597	1092	457	457	572-826	406	406							
				RTA 00 1 per carton											
 <p>Height Adjustable Stool w/Arms Pedestal Base COM: 0.75 YD 0.69 M Unit weight: 25 LB 11.4 KG Carton weight: 33 LB 14.97 KG Carton volume: 10.25 FT³ 0.29 MT³</p>		1 2 3 4 5 6 7 8 9 10 11 12													
		2074NUPB	1244	1268	1288	1312	1350	1385	1420	1451	1489	1525	1574	1643	
		Upholstered seat													
		2074NUUPB	1373	1397	1417	1441	1479	1514	1549	1580	1618	1654	1703	1772	
Upholstered seat & back															
OVERALL DIMENSIONS			SEAT DIMENSIONS			BACK DIMENSIONS									
IN	20.5	23.5	33	18	18	16-18	16	16							
MM	521	597	838	457	457	406-457	406	406							
				RTA 2 1 per carton											

SPRITZ



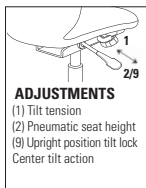
model 6766-4



Optional Lumbar Pad
Choose your mesh + lumbar pad color option. See optional features for details.

MECHANISM OPTIONS:

Tilter mechanism (-4)



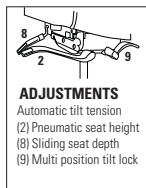
ADJUSTMENTS

- (1) Tilt tension
- (2) Pneumatic seat height
- (9) Upright position tilt lock
Center tilt action

Ergonomic features:

A, B, C, D, H, M, N, Q, S, U

Weight sensing synchro-tilter mechanism (-8)



ADJUSTMENTS

- Automatic tilt tension
- (2) Pneumatic seat height
- (8) Sliding seat depth
- (9) Multi position tilt lock

Ergonomic features:

A, B, C, D, E, H, L, M, N, Q, U

Spritz Nesting & Multi-Purpose Chairs



For Spritz nesting and multi-purpose chairs, please see page 201.

STANDARD FEATURES

- An exceptionally comfortable chair series featuring a sophisticated, translucent mesh and models for all applications.
- Side activated sliding seat depth adjustment is standard on weight sensing synchro tilter control mechanism.
- Standard with height adjustable, forward swept arms and sliding armcaps (G4).
- Standard with Global's high quality Soft Descent™ pneumatic lift which slowly and gently lowers the seat height of the chair making it easy to obtain the exact seat height you desire.
- Five prong, injection molded, fiberglass reinforced nylon Black base with dual wheel carpet casters (C10).
- Upholstery options for seat and headrest (where applicable); fabric, vinyl or leather. Vinyl and leather models may feature stitch detail across the seat and/or back cushions, if applicable.

OPTIONAL FEATURES

- For additional arm/caster options, please refer to the Arm and Caster section (page 353). *Optional casters may be priced higher than the standard casters for your chair and the difference will be charged. Lower priced optional casters will not be credited.*





Please add option codes in the following order:

- **Model numbe**
6761 Task chair
Add (-4) to model # if ordering tilter mechanism.
Add (-8) to model # if ordering weight sensing synchro-tilter mechanism.
6766 Task chair w/ headrest
- **Textile**
Specify textile code for seat.
- **Arms**
(G4) Black nylon arms w/SSU armcaps.
(C) Fixed black nylon arm. No upcharge.
- **Base**
(SD) Black nylon base.
(M2) Chrome Spider Base. Add \$68.
- **Casters**
(DM) C10 dual wheel carpet casters.
(DL) C10R dual wheel hard floor casters. Add \$20.
- **Mesh** (colors shown on website)
(U1) Black
(U2) Burgundy
(U3) Blue
(U4) Green
Mesh with flexible lumbar pad. Add \$17.
(5L) Black mesh w/lumbar
(6L) Burgundy mesh w/lumbar
(7L) Blue mesh w/lumbar
(8L) Green mesh w/lumbar
- **Vari-Width**
(WA) Width adjustable arm extensions. Add \$84.

EXAMPLE SPRITZ ORDER CODE: TASK CHAIR

6761-8	-TC63	-G4	-M2	-DM	-5L	-WA
Model #	Textile	Arms	Base	Casters	Mesh	Vari-Width

DESCRIPTION	FEATURES	MODEL #	STANDARD TEXTILE GRADES																																				
			1	2	3	4	5	6	7	8	9	10	11	12																									
 Tilter COM: 1 YD 0.91 M Unit weight: 36 LB 16.4 KG Carton weight: 48 LB 21.77 KG Carton volume: 10.5 FT³ 0.29 MT³	6761-4	793	825	852	883	934	981	1028	1069	1120	1168	1233	1325																										
		OVERALL DIMENSIONS			SEAT DIMENSIONS			BACK DIMENSIONS																															
		W	D	H	W	D	H	W	H																														
		IN 26	24	38.5	19.5	19	16-20	17.5	20																														
		MM 660	610	978	495	483	406-508	445	508																														
		RTA 2		courier		1 per carton																																	
		<table border="1"> <thead> <tr> <th>MODEL #</th> <th>1</th><th>2</th><th>3</th><th>4</th><th>5</th><th>6</th><th>7</th><th>8</th><th>9</th><th>10</th><th>11</th><th>12</th> </tr> </thead> <tbody> <tr> <td>6761-8</td> <td>872</td><td>904</td><td>931</td><td>962</td><td>1013</td><td>1060</td><td>1107</td><td>1148</td><td>1199</td><td>1247</td><td>1312</td><td>1404</td> </tr> </tbody> </table>												MODEL #	1	2	3	4	5	6	7	8	9	10	11	12	6761-8	872	904	931	962	1013	1060	1107	1148	1199	1247	1312	1404
		MODEL #	1	2	3	4	5	6	7	8	9	10	11	12																									
		6761-8	872	904	931	962	1013	1060	1107	1148	1199	1247	1312	1404																									
		OVERALL DIMENSIONS			SEAT DIMENSIONS			BACK DIMENSIONS																															
W	D	H	W	D	H	W	H																																
IN 26	24	38.5	19.5	19-21.5	16-20	17.5	20																																
MM 660	610	978	495	483-546	406-508	445	508																																
RTA 2		courier		1 per carton																																			

DESCRIPTION	FEATURES	MODEL #	STANDARD TEXTILE GRADES												
			1	2	3	4	5	6	7	8	9	10	11	12	
 <p>Tilter w/Adjustable Headrest COM: 1 YD 0.91 M Unit weight: 37 LB 16.8 KG Carton weight: 49 LB 22.23 KG Carton volume: 11 FT³ 0.31 MT³</p>		6766-4	843	875	902	933	984	1031	1078	1119	1170	1218	1283	1375	
			OVERALL DIMENSIONS			SEAT DIMENSIONS			BACK DIMENSIONS						
			W	D	H	W	D	H	W	H					
			IN 26	24	45	19.5	19	16-20	17.5	27					
			MM 660	610	1143	495	483	406-508	445	686					
			RTA 2		1 per carton										
 <p>Weight Sensing Synchro-Tilter w/Adjustable Headrest COM: 1 YD 0.91 M Unit weight: 43 LB 19.5 KG Carton weight: 55 LB 24.95 KG Carton volume: 11 FT³ 0.31 MT³</p>		6766-8	923	955	982	1013	1064	1111	1158	1199	1250	1298	1363	1455	
			OVERALL DIMENSIONS			SEAT DIMENSIONS			BACK DIMENSIONS						
			W	D	H	W	D	H	W	H					
			IN 26	24	45	19.5	19-21.5	16-20	17.5	27					
			MM 660	610	1143	495	483-546	406-508	445	686					
			RTA 2		1 per carton										

SUPRA



model 5330-4 (TUB)

model 5332 (TTU)



Impact Resistant Back
All models are standard with an impact resistant back cover, in Black only.



model 5331-4 (TUB)




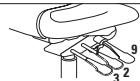

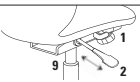
Optional Aluminum Base
See right for details.


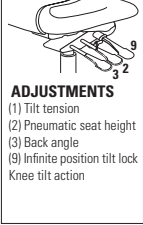

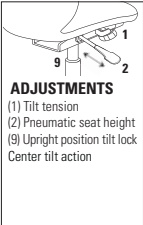



STANDARD FEATURES

- Contoured cushions support the user in a comfortable, contemporary style.
- Stylish arm/frame design sweeps from under the seat through the back and culminates in a hoop at the rear of the seat.
- Tilters are standard with a Tungsten arm frame finish and Black nylon base, indicated by **(TUB)** after the model number.
- Standard with soft, durable, self-skinned urethane (SSU) armcaps that are warm to the touch. Black only.
- The impact resistant outer back shell adds a decorative look and protects from damage. Available in Black only.
- Five prong base models: dual wheel carpet casters **(C65)** are standard.
- Armchair 5332C: dual wheel carpet casters **(C33)** are standard.
- Upholstery options: fabric, vinyl or leather. Vinyl and leather models may feature stitch detail across the seat and/or back cushions, if applicable.

OPTIONAL FEATURES

- There are no arm options for this series.
- Model 5332 can be joined together using ganging clamp model 5233.
- A selection of glide options is available. Glides must be chosen to best suit flooring type and site conditions. For more information, please refer to the glide section (page 359).
- Glides with felt pads **(FG)** are available for vinyl sheet, cork or laminate flooring, please specify. Add \$43.
- Glides with rubber pads **(RG)** are available for vinyl, hardwood, laminate, stone or ceramic flooring, please specify. Add \$43.
- Steel cushioned self-leveling glides **(B)** are available on 5332 (adds 0.5" to seat height), please specify. Add \$17.
- Optional Tungsten finish with Tungsten base **(TUT)*** available on tilter models, please specify at end of model number. Add \$96. (*Equipped with a 3" cylinder instead of the standard 4" cylinder to maintain seat height range.)
- Arm/frame available in a Black finish with Black nylon base, please specify **(TBB)**. No upcharge.
- Arched, polished aluminum base is available, please specify **(TB5)**. Add \$131.
- Armchairs are available in Black **(TBL)** or Tungsten **(TTU)** finish. No upcharge. For Chrome **(CHM)** finish, add \$84.
- Five prong base models: for hard surface flooring casters, please specify **(C65R)**. Add \$21.
- Armchair 5332C: for hard surface flooring casters, please specify **(C33R)**. Add \$16.
- For additional caster options, please refer to the Arm and Caster section (page 353). *Optional casters may be priced higher than the standard casters for your chair and the difference will be charged. Lower priced optional casters will not be credited.*

DESCRIPTION	FEATURES	MODEL #	STANDARD TEXTILE GRADES											
			1	2	3	4	5	6	7	8	9	10	11	12
 <p>HB Knee-Tilter COM: 1.5 YD 1.37 M Unit weight: 37 LB 16.8 KG Carton weight: 41 LB 18.6 KG Carton volume: 13.25 FT³ 0.37 MT³</p>	 <p>ADJUSTMENTS (1) Tilt tension (2) Pneumatic seat height (3) Back angle (9) Infinite position tilt lock Knee tilt action</p>	<p>5330-2</p>	886	934	975	1021	1098	1168	1239	1300	1377	1449	1546	1684
			OVERALL DIMENSIONS			SEAT DIMENSIONS			BACK DIMENSIONS					
			W	D	H	W	D	H	W		H			
			IN 26 MM 660	27 686	42.5 1080	21 533	18.5 470	16-20 406-508	20 508		24 610			
		RTA 1	1 per carton											
 <p>HB Tilter COM: 1.5 YD 1.37 M Unit weight: 34 LB 15.5 KG Carton weight: 40 LB 18.14 KG Carton volume: 12 FT³ 0.33 MT³</p>	 <p>ADJUSTMENTS (1) Tilt tension (2) Pneumatic seat height (9) Upright position tilt lock Center tilt action</p>	<p>5330-4</p>	649	697	738	784	861	931	1002	1063	1140	1212	1309	1447
			OVERALL DIMENSIONS			SEAT DIMENSIONS			BACK DIMENSIONS					
			W	D	H	W	D	H	W		H			
			IN 26 MM 660	27 686	42 1067	21 533	18.5 470	16.5-21.5 419-546	20 508		24 610			
		RTA 1	1 per carton											

DESCRIPTION	FEATURES	MODEL #	STANDARD TEXTILE GRADES											
			1	2	3	4	5	6	7	8	9	10	11	12
 <p>MB Knee-Tilter COM: 1.25 YD 1.14 M Unit weight: 35 LB 15.9 KG Carton weight: 39 LB 17.69 KG Carton volume: 13.25 FT³ 0.37 MT³</p>	 <p>ADJUSTMENTS (1) Tilt tension (2) Pneumatic seat height (3) Back angle (9) Infinite position tilt lock Knee tilt action</p>	5331-2	845	885	919	958	1021	1080	1139	1190	1254	1314	1395	1510
			OVERALL DIMENSIONS			SEAT DIMENSIONS			BACK DIMENSIONS					
			W	D	H	W	D	H	W	H				
			IN 26 MM 660	26 660	39.5 1003	21 533	18.5 470	16-20 406-508	20 508	19.5 495				
			RTA 1	1 per carton										
 <p>MB Tilter COM: 1.25 YD 1.14 M Unit weight: 31 LB 14.1 KG Carton weight: 37 LB 16.78 KG Carton volume: 12 FT³ 0.33 MT³</p>	 <p>ADJUSTMENTS (1) Tilt tension (2) Pneumatic seat height (9) Upright position tilt lock Center tilt action</p>	5331-4	609	649	683	722	785	844	903	954	1018	1078	1159	1274
			OVERALL DIMENSIONS			SEAT DIMENSIONS			BACK DIMENSIONS					
			W	D	H	W	D	H	W	H				
			IN 26 MM 660	26 660	39 991	21 533	18.5 470	16.5-21.5 419-546	20 508	19.5 495				
			RTA 1	1 per carton										
 <p>Armchair COM: 1.25 YD 1.14 M Unit weight: 24 LB 10.9 KG Carton weight: 33 LB 14.97 KG Carton volume: 17.5 FT³ 0.49 MT³</p>	<p>Ergonomic features: M, N</p>	5332	495	535	569	608	671	730	789	840	904	964	1045	1160
			OVERALL DIMENSIONS			SEAT DIMENSIONS			BACK DIMENSIONS					
			W	D	H	W	D	H	W	H				
			IN 25 MM 635	25.5 648	36 914	21 533	18.5 470	17.5 445	20 508	19.5 495				
			RTA 00	1 per carton										
 <p>Armchair Casters COM: 1.25 YD 1.14 M Unit weight: 24 LB 10.9 KG Carton weight: 28 LB 12.7 KG Carton volume: 17 FT³ 0.48 MT³</p>	<p>Ergonomic features: M, N</p>	5332C	588	628	662	701	764	823	882	933	997	1057	1138	1253
			OVERALL DIMENSIONS			SEAT DIMENSIONS			BACK DIMENSIONS					
			W	D	H	W	D	H	W	H				
			IN 25 MM 635	25.5 648	38 965	21 533	18.5 470	18.5 470	20 508	19.5 495				
			RTA 00	1 per carton										
 <p>Armchair Cantilever Sled Base COM: 1.25 YD 1.14 M Unit weight: 29 LB 13.2 KG Carton weight: 39 LB 17.69 KG Carton volume: 20.75 FT³ 0.58 MT³</p>	<p>Ergonomic features: M, N</p>	5335	609	649	683	722	785	844	903	954	1018	1078	1159	1274
			OVERALL DIMENSIONS			SEAT DIMENSIONS			BACK DIMENSIONS					
			W	D	H	W	D	H	W	H				
			IN 25 MM 635	28 711	38 965	21 533	18.5 470	18.5 470	20 508	19.5 495				
			RTA 00	1 per carton										

SUPRA-X



model 5336-3

model 5336-5



Impact Resistant Back
All models are standard with an impact resistant back cover, in Black only.





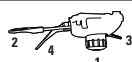



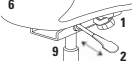





model 5337-6



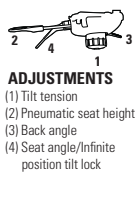



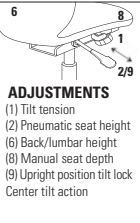



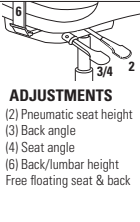



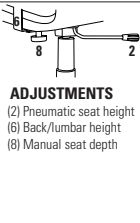



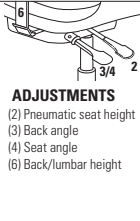

STANDARD FEATURES



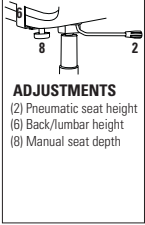



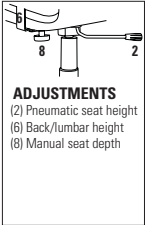



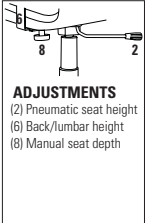

- Ergonomic office seating with height adjustable lumbar support.
- Control knobs on the outside of the back allow the adjustment of the lumbar support.
- An impact resistant outer back shell adds a distinctive look to this series and protects against damage.
- Standard with adjustable height forward swept arms (SC) with kidney shaped soft, durable, self-skinned urethane (SSU) armcaps that are warm to the touch.
- Base and frame are standard in Black only.
- Five prong, injection molded, fiberglass reinforced nylon Black spider base with dual wheel carpet casters (C65).
- Vari-Width (WA) width adjustable arm extensions are standard when chair is ordered with adjustable arms. Allows the arms to move away from the seat by 2" on each side to allow space if desired for broader hip widths.
- Upholstery options: fabric, vinyl or leather (except tamperproof models). Vinyl and leather models may feature stitch detail across the seat and/or back cushions, if applicable.

OPTIONAL FEATURES

- For hard surface flooring casters, please specify (C65R). Add \$21.
- For additional arm/caster options, please refer to the Arm and Caster section (page 353). *Optional casters may be priced higher than the standard casters for your chair and the difference will be charged. Lower priced optional casters will not be credited.*

DESCRIPTION	FEATURES	MODEL #	STANDARD TEXTILE GRADES											
			1	2	3	4	5	6	7	8	9	10	11	12
  <p>Leather stitch detail</p> <p>HB Multi-Tilter COM: 1.5 YD 1.37 M Unit weight: 46 LB 20.9 KG Carton weight: 58 LB 26.31 KG Carton volume: 10.5 FT³ 0.29 MT³</p>	 <p>ADJUSTMENTS (1) Tilt tension (2) Pneumatic seat height (3) Back angle (4) Seat angle/Infinite position tilt lock</p>	5333-3	946	994	1035	1081	1158	1228	1299	1360	1437	1509	1606	1744
		OVERALL DIMENSIONS			SEAT DIMENSIONS			BACK DIMENSIONS						
		W	D	H	W	D	H	W		H				
		IN 26 MM 660	26.5 673	41 1041	20 508	19-20 483-508	16-21 406-533	18 457		23.5 597-				
			RTA 2		1 per carton									
  <p>Leather stitch detail</p> <p>HB Tilter COM: 1.5 YD 1.37 M Unit weight: 43 LB 19.5 KG Carton weight: 55 LB 24.95 KG Carton volume: 10.5 FT³ 0.29 MT³</p>	 <p>ADJUSTMENTS (1) Tilt tension (2) Pneumatic seat height (6) Back/lumbar height (9) Upright position tilt lock Center tilt action</p>	5333-4	871	919	960	1006	1083	1153	1224	1285	1362	1434	1531	1669
		OVERALL DIMENSIONS			SEAT DIMENSIONS			BACK DIMENSIONS						
		W	D	H	W	D	H	W		H				
		IN 26 MM 660	25.5 648	41.5 1054	20 508	18-19 457-483	16-21 406-533	18 457		23 584				
			RTA 2		1 per carton									
  <p>Leather stitch detail</p> <p>MB Synchro-Tilter COM: 1.25 YD 1.14 M Unit weight: 45 LB 20.5 KG Carton weight: 57 LB 25.85 KG Carton volume: 10.5 FT³ 0.29 MT³</p>	 <p>ADJUSTMENTS (1) Tilt tension (2) Pneumatic seat height (6) Back/lumbar height (9) Upright position tilt lock Synchro tilt action</p>	5336-1	1004	1044	1078	1117	1180	1239	1298	1349	1413	1473	1554	1669
		OVERALL DIMENSIONS			SEAT DIMENSIONS			BACK DIMENSIONS						
		W	D	H	W	D	H	W		H				
		IN 26 MM 660	26.5 673	37.5 953	20 508	19-20 483-508	16-21 406-533	18 457		16.5 419				
			RTA 2		1 per carton									

DESCRIPTION	FEATURES	MODEL #	STANDARD TEXTILE GRADES																																			
			1	2	3	4	5	6	7	8	9	10	11	12																								
 <p>MB Multi-Tilter COM: 1.25 YD 1.14 M Unit weight: 43 LB 19.5 KG Carton weight: 55 LB 24.95 KG Carton volume: 10.5 FT³ 0.29 MT³</p>		 <p>ADJUSTMENTS (1) Tilt tension (2) Pneumatic seat height (3) Back angle (4) Seat angle/Infinite position tilt lock</p>	<table border="1"> <tr> <td>5336-3</td> <td>842</td><td>882</td><td>916</td><td>955</td><td>1018</td><td>1077</td><td>1136</td><td>1187</td><td>1251</td><td>1311</td><td>1392</td><td>1507</td> </tr> </table>												5336-3	842	882	916	955	1018	1077	1136	1187	1251	1311	1392	1507											
			5336-3	842	882	916	955	1018	1077	1136	1187	1251	1311	1392	1507																							
			<p>OVERALL DIMENSIONS</p> <table border="1"> <tr> <th>W</th><th>D</th><th>H</th> </tr> <tr> <td>IN 26</td><td>26.5</td><td>37.5</td> </tr> <tr> <td>MM 660</td><td>673</td><td>953</td> </tr> </table>			W	D	H	IN 26	26.5	37.5	MM 660	673	953	<p>SEAT DIMENSIONS</p> <table border="1"> <tr> <th>W</th><th>D</th><th>H</th> </tr> <tr> <td>20</td><td>19-20</td><td>16-21</td> </tr> <tr> <td>508</td><td>483-508</td><td>406-533</td> </tr> </table>			W	D	H	20	19-20	16-21	508	483-508	406-533	<p>BACK DIMENSIONS</p> <table border="1"> <tr> <th>W</th><th>H</th> </tr> <tr> <td>18</td><td>19.5</td> </tr> <tr> <td>457</td><td>495</td> </tr> </table>						W	H	18	19.5	457	495
			W	D	H																																	
IN 26	26.5	37.5																																				
MM 660	673	953																																				
W	D	H																																				
20	19-20	16-21																																				
508	483-508	406-533																																				
W	H																																					
18	19.5																																					
457	495																																					
<p>Ergonomic features: A, B, C, D, E, G, H, M, N, Q, S</p>			<p>RTA 2  1 per carton</p>																																			
 <p>MB Tilter COM: 1.25 YD 1.14 M Unit weight: 41 LB 18.6 KG Carton weight: 53 LB 24.04 KG Carton volume: 10.5 FT³ 0.29 MT³</p>		 <p>ADJUSTMENTS (1) Tilt tension (2) Pneumatic seat height (6) Back/lumbar height (8) Manual seat depth (9) Upright position tilt lock Center tilt action</p>	<table border="1"> <tr> <td>5336-4</td> <td>767</td><td>807</td><td>841</td><td>880</td><td>943</td><td>1002</td><td>1061</td><td>1112</td><td>1176</td><td>1236</td><td>1317</td><td>1432</td> </tr> </table>												5336-4	767	807	841	880	943	1002	1061	1112	1176	1236	1317	1432											
			5336-4	767	807	841	880	943	1002	1061	1112	1176	1236	1317	1432																							
			<p>OVERALL DIMENSIONS</p> <table border="1"> <tr> <th>W</th><th>D</th><th>H</th> </tr> <tr> <td>IN 26</td><td>25.5</td><td>37.5</td> </tr> <tr> <td>MM 660</td><td>648</td><td>953</td> </tr> </table>			W	D	H	IN 26	25.5	37.5	MM 660	648	953	<p>SEAT DIMENSIONS</p> <table border="1"> <tr> <th>W</th><th>D</th><th>H</th> </tr> <tr> <td>20</td><td>18-19</td><td>16-21</td> </tr> <tr> <td>508</td><td>457-483</td><td>406-533</td> </tr> </table>			W	D	H	20	18-19	16-21	508	457-483	406-533	<p>BACK DIMENSIONS</p> <table border="1"> <tr> <th>W</th><th>H</th> </tr> <tr> <td>18</td><td>19</td> </tr> <tr> <td>457</td><td>483</td> </tr> </table>						W	H	18	19	457	483
			W	D	H																																	
IN 26	25.5	37.5																																				
MM 660	648	953																																				
W	D	H																																				
20	18-19	16-21																																				
508	457-483	406-533																																				
W	H																																					
18	19																																					
457	483																																					
<p>Ergonomic features: A, B, C, D, E, H, M, N, Q, S</p>			<p>RTA 2  1 per carton</p>																																			
 <p>MB Operator COM: 1.25 YD 1.14 M Unit weight: 40 LB 18.2 KG Carton weight: 49 LB 22.23 KG Carton volume: 10.5 FT³ 0.29 MT³</p>		 <p>ADJUSTMENTS (2) Pneumatic seat height (3) Back angle (4) Seat angle (6) Back/lumbar height Free floating seat & back</p>	<table border="1"> <tr> <td>5336-5</td> <td>775</td><td>815</td><td>849</td><td>888</td><td>951</td><td>1010</td><td>1069</td><td>1120</td><td>1184</td><td>1244</td><td>1325</td><td>1440</td> </tr> </table>												5336-5	775	815	849	888	951	1010	1069	1120	1184	1244	1325	1440											
			5336-5	775	815	849	888	951	1010	1069	1120	1184	1244	1325	1440																							
			<p>OVERALL DIMENSIONS</p> <table border="1"> <tr> <th>W</th><th>D</th><th>H</th> </tr> <tr> <td>IN 26</td><td>27.5</td><td>37.5</td> </tr> <tr> <td>MM 660</td><td>699</td><td>953</td> </tr> </table>			W	D	H	IN 26	27.5	37.5	MM 660	699	953	<p>SEAT DIMENSIONS</p> <table border="1"> <tr> <th>W</th><th>D</th><th>H</th> </tr> <tr> <td>20</td><td>18</td><td>16.5-21.5</td> </tr> <tr> <td>508</td><td>457</td><td>419-546</td> </tr> </table>			W	D	H	20	18	16.5-21.5	508	457	419-546	<p>BACK DIMENSIONS</p> <table border="1"> <tr> <th>W</th><th>H</th> </tr> <tr> <td>18</td><td>18</td> </tr> <tr> <td>457</td><td>457</td> </tr> </table>						W	H	18	18	457	457
			W	D	H																																	
IN 26	27.5	37.5																																				
MM 660	699	953																																				
W	D	H																																				
20	18	16.5-21.5																																				
508	457	419-546																																				
W	H																																					
18	18																																					
457	457																																					
<p>Ergonomic features: C, D, E, F, G, H, M, N, Q, S</p>			<p>RTA 2  1 per carton</p>																																			
 <p>MB Task COM: 1.25 YD 1.14 M Unit weight: 33 LB 15 KG Carton weight: 39 LB 17.69 KG Carton volume: 6.75 FT³ 0.19 MT³</p>		 <p>ADJUSTMENTS (2) Pneumatic seat height (6) Back/lumbar height (8) Manual seat depth</p>	<table border="1"> <tr> <td>5336-6</td> <td>639</td><td>679</td><td>713</td><td>752</td><td>815</td><td>874</td><td>933</td><td>984</td><td>1048</td><td>1108</td><td>1189</td><td>1304</td> </tr> </table>												5336-6	639	679	713	752	815	874	933	984	1048	1108	1189	1304											
			5336-6	639	679	713	752	815	874	933	984	1048	1108	1189	1304																							
			<p>OVERALL DIMENSIONS</p> <table border="1"> <tr> <th>W</th><th>D</th><th>H</th> </tr> <tr> <td>IN 26</td><td>25</td><td>38.5</td> </tr> <tr> <td>MM 660</td><td>635</td><td>978</td> </tr> </table>			W	D	H	IN 26	25	38.5	MM 660	635	978	<p>SEAT DIMENSIONS</p> <table border="1"> <tr> <th>W</th><th>D</th><th>H</th> </tr> <tr> <td>20</td><td>18.5-19.5</td><td>17-22</td> </tr> <tr> <td>508</td><td>470-495</td><td>432-559</td> </tr> </table>			W	D	H	20	18.5-19.5	17-22	508	470-495	432-559	<p>BACK DIMENSIONS</p> <table border="1"> <tr> <th>W</th><th>H</th> </tr> <tr> <td>18</td><td>19</td> </tr> <tr> <td>457</td><td>483</td> </tr> </table>						W	H	18	19	457	483
			W	D	H																																	
IN 26	25	38.5																																				
MM 660	635	978																																				
W	D	H																																				
20	18.5-19.5	17-22																																				
508	470-495	432-559																																				
W	H																																					
18	19																																					
457	483																																					
<p>Ergonomic features: C, D, E, H, M, N, Q</p>			<p>RTA 1  1 per carton</p>																																			
 <p>MB Operator Armless COM: 1.25 YD 1.14 M Unit weight: 34 LB 15.5 KG Carton weight: 43 LB 19.5 KG Carton volume: 10.5 FT³ 0.29 MT³</p>		 <p>ADJUSTMENTS (2) Pneumatic seat height (3) Back angle (4) Seat angle (6) Back/lumbar height</p>	<table border="1"> <tr> <td>5337-5</td> <td>648</td><td>688</td><td>722</td><td>761</td><td>824</td><td>883</td><td>942</td><td>993</td><td>1057</td><td>1117</td><td>1198</td><td>1313</td> </tr> </table>												5337-5	648	688	722	761	824	883	942	993	1057	1117	1198	1313											
			5337-5	648	688	722	761	824	883	942	993	1057	1117	1198	1313																							
			<p>OVERALL DIMENSIONS</p> <table border="1"> <tr> <th>W</th><th>D</th><th>H</th> </tr> <tr> <td>IN 20</td><td>27.5</td><td>37.5</td> </tr> <tr> <td>MM 508</td><td>699</td><td>953</td> </tr> </table>			W	D	H	IN 20	27.5	37.5	MM 508	699	953	<p>SEAT DIMENSIONS</p> <table border="1"> <tr> <th>W</th><th>D</th><th>H</th> </tr> <tr> <td>20</td><td>17</td><td>16.5-21.5</td> </tr> <tr> <td>508</td><td>432</td><td>419-546</td> </tr> </table>			W	D	H	20	17	16.5-21.5	508	432	419-546	<p>BACK DIMENSIONS</p> <table border="1"> <tr> <th>W</th><th>H</th> </tr> <tr> <td>18</td><td>18</td> </tr> <tr> <td>457</td><td>457</td> </tr> </table>						W	H	18	18	457	457
			W	D	H																																	
IN 20	27.5	37.5																																				
MM 508	699	953																																				
W	D	H																																				
20	17	16.5-21.5																																				
508	432	419-546																																				
W	H																																					
18	18																																					
457	457																																					
<p>Ergonomic features: C, D, E, F, G, M, N, S</p>			<p>RTA 2  1 per carton</p>																																			

DESCRIPTION	FEATURES	MODEL #	STANDARD TEXTILE GRADES													
			1	2	3	4	5	6	7	8	9	10	11	12		
  <p>Leather stitch detail</p> <p>MB Task Armless COM: 1.25 YD 1.14 M Unit weight: 27 LB 12.3 KG Carton weight: 30 LB 13.61 KG Carton volume: 6.75 FT³ 0.19 MT³</p>	 <p>ADJUSTMENTS (2) Pneumatic seat height (6) Back/lumbar height (8) Manual seat depth</p> <p>Ergonomic features: C, D, E, M, N, Q</p>	5337-6	505	545	579	618	681	740	799	850	914	974	1055	1170		
		OVERALL DIMENSIONS			SEAT DIMENSIONS			BACK DIMENSIONS								
		W	D	H	W	D	H	W	H							
		IN 20 MM 508	25 635	38.5 978	20 508	18.5-19.5 470-495	17-22 432-559	18 457	19 483							
		RTA 1		1 per carton												
  <p>Leather stitch detail</p> <p>Height Adjustable Stool - Task COM: 1.25 YD 1.14 M Unit weight: 36 LB 16.4 KG Carton weight: 42 LB 19.05 KG Carton volume: 6.75 FT³ 0.19 MT³</p>	 <p>ADJUSTMENTS (2) Pneumatic seat height (6) Back/lumbar height (8) Manual seat depth</p> <p>Ergonomic features: C, E, H, M, N, Q</p>	5338-6	918	958	992	1031	1094	1153	1212	1263	1327	1387	1468	1583		
		OVERALL DIMENSIONS			SEAT DIMENSIONS			BACK DIMENSIONS								
		W	D	H	W	D	H	W	H							
		IN 26 MM 660	25 635	46.5 1181	20 508	18.5-19.5 470-495	23.5-33.5 597-851	18 457	19 483							
		RTA 1		1 per carton												
  <p>Leather stitch detail</p> <p>Height Adjustable Stool - Task Armless COM: 1.25 YD 1.14 M Unit weight: 30 LB 13.6 KG Carton weight: 36 LB 16.33 KG Carton volume: 6.75 FT³ 0.19 MT³</p>	 <p>ADJUSTMENTS (2) Pneumatic seat height (6) Back/lumbar height (8) Manual seat depth</p> <p>Ergonomic features: C, E, M, N</p>	5339-6	814	854	888	927	990	1049	1108	1159	1223	1283	1364	1479		
		OVERALL DIMENSIONS			SEAT DIMENSIONS			BACK DIMENSIONS								
		W	D	H	W	D	H	W	H							
		IN 20 MM 508	25 635	46.5 1181	20 508	18.5-19.5 470-495	23.5-33.5 597-851	18 457	19 483							
		RTA 1		1 per carton												

SYNOPSIS



model 5080-3



model 5080-3



model 5091-4

STANDARD FEATURES

- A compound curved back adds a distinct look while maximizing comfort.
- Ratchet style back height and pneumatic seat height adjustments are standard on select models.
- Fixed height, impact and scuff resistant curved arms with urethane armcaps are standard on models 5090-4, 5091-4 and 5092.
- Standard with adjustable height T-arms with teardrop shaped urethane armcaps (3B).
- Vari-Width (WA) width adjustable arm extensions are standard when chair is ordered with adjustable arms. Allows the arms to move away from the seat by 2" on each side to allow space if desired for broader hip widths.
- Multi-tilters feature a Black impact resistant outer back shell. Height adjustable stools have a plastic back panel. All other models feature a fully upholstered outer back.
- Sliding seat depth on multi-tilters and synchro-tilters can be adjusted with a lever on the side of the chair.
- All models (except armchair) are standard with a five prong, injection molded base with dual wheel carpet casters (C65).
- Base and arms are available in Black only.
- Pedestal base models provide fixed location seating for use in auditoriums, classrooms, jury boxes, public venues and more. The base must be mounted to the floor (mounting hardware not included). See Pedestal Base Installation Guide on website for details.
- Upholstery options: fabric, vinyl or leather. Vinyl and leather models may feature stitch detail across the seat and/or back cushions, if applicable.

OPTIONAL FEATURES

- For hard surface flooring casters, please specify (C65R). Add \$21.
- For additional arm/caster options, please refer to the Arm and Caster section (page 353). *Optional casters may be priced higher than the standard casters for your chair and the difference will be charged. Lower priced optional casters will not be credited.*
- Pedestal base models have Black bases with 2" height adjustable cylinders, please specify: (SH) Swivel, auto return to max height. No upcharge. (SN) Non-swivel, auto return to max height. Add \$16. (SC) Swivel, auto return to center and return to max height. Add \$26.

DESCRIPTION

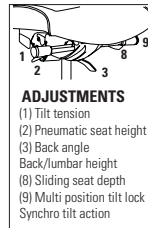
FEATURES

MODEL #

STANDARD TEXTILE GRADES



HB Synchro-Tilter T Arm
COM: 2 YD | 1.83 M
Unit weight: 55 LB | 25 KG
Carton weight: 65 LB | 29.48 KG
Carton volume: 14.25 FT³ | 0.4 MT³



Ergonomic features:
A, B, C, D, E, G, H, L, M, N, Q, U

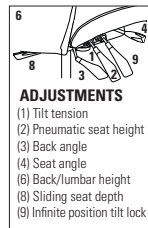
	1	2	3	4	5	6	7	8	9	10	11	12
5080-0	1129	1193	1247	1309	1411	1505	1599	1681	1783	1879	2009	2193

OVERALL DIMENSIONS			SEAT DIMENSIONS			BACK DIMENSIONS	
W	D	H	W	D	H	W	H
IN 24	25	46	19.5	18-21	17-22	19	26-28.5
MM 610	635	1168	495	457-533	432-559	483	660-724

RTA 1 courier 1 per carton



HB Multi-Tilter T Arm
COM: 2 YD | 1.83 M
Unit weight: 57 LB | 25.9 KG
Carton weight: 67 LB | 30.39 KG
Carton volume: 14.25 FT³ | 0.4 MT³



Ergonomic features:
A, B, C, D, E, F, G, H, M, N, Q, S

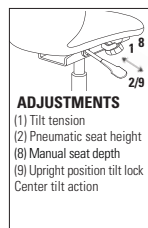
	1	2	3	4	5	6	7	8	9	10	11	12
5080-3	1129	1193	1247	1309	1411	1505	1599	1681	1783	1879	2009	2193

OVERALL DIMENSIONS			SEAT DIMENSIONS			BACK DIMENSIONS	
W	D	H	W	D	H	W	H
IN 24	25	46	19.5	18-21	17-22	19	26-28.5
MM 610	635	1168	495	457-533	432-559	483	660-724

RTA 1 courier 1 per carton



HB Tilter T Arm
COM: 2 YD | 1.83 M
Unit weight: 38 LB | 17.3 KG
Carton weight: 45 LB | 20.41 KG
Carton volume: 9.75 FT³ | 0.27 MT³





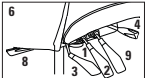











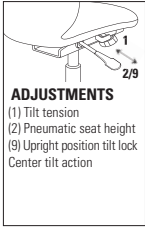

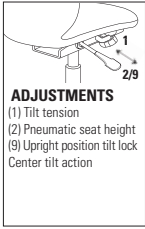

Ergonomic features:
A, B, C, E, H, M, N, Q, U, S

	1	2	3	4	5	6	7	8	9	10	11	12
5080-4	1041	1105	1159	1221	1323	1417	1511	1593	1695	1791	1921	2105

OVERALL DIMENSIONS			SEAT DIMENSIONS			BACK DIMENSIONS	
W	D	H	W	D	H	W	H
IN 24.5	26.5	43.5	19.5	18.5-19.5	16.5-21.5	19	25.5
MM 622	673	1105	495	470-495	419-546	483	648

RTA 2 courier 1 per carton

DESCRIPTION	FEATURES	MODEL #	STANDARD TEXTILE GRADES																																			
			1	2	3	4	5	6	7	8	9	10	11	12																								
 <p>MB Synchro-Tilter T Arm COM: 1.75 YD 1.6 M Unit weight: 53 LB 24.1 KG Carton weight: 62 LB 28.12 KG Carton volume: 14.25 FT³ 0.4 MT³</p>	 <p>ADJUSTMENTS (1) Tilt tension (2) Pneumatic seat height (3) Back angle (4) Back/lumbar height (5) Sliding seat depth (6) Multi position tilt lock Synchro tilt action</p>	<p>Ergonomic features: A, B, C, D, E, G, H, L, H, M, N, Q, U,</p>	<table border="1"> <tr> <td>5081-0</td><td>1073</td><td>1129</td><td>1176</td><td>1231</td><td>1320</td><td>1402</td><td>1484</td><td>1556</td><td>1645</td><td>1729</td><td>1843</td><td>2004</td> </tr> </table>												5081-0	1073	1129	1176	1231	1320	1402	1484	1556	1645	1729	1843	2004											
			5081-0	1073	1129	1176	1231	1320	1402	1484	1556	1645	1729	1843	2004																							
			<p>OVERALL DIMENSIONS</p> <table border="1"> <tr> <th>W</th><th>D</th><th>H</th> </tr> <tr> <td>IN 24</td><td>25</td><td>42</td> </tr> <tr> <td>MM 610</td><td>635</td><td>1067</td> </tr> </table>			W	D	H	IN 24	25	42	MM 610	635	1067	<p>SEAT DIMENSIONS</p> <table border="1"> <tr> <th>W</th><th>D</th><th>H</th> </tr> <tr> <td>19.5</td><td>18-21</td><td>17-22</td> </tr> <tr> <td>495</td><td>457-533</td><td>432-559</td> </tr> </table>			W	D	H	19.5	18-21	17-22	495	457-533	432-559	<p>BACK DIMENSIONS</p> <table border="1"> <tr> <th>W</th><th>H</th> </tr> <tr> <td>19</td><td>22-24.5</td> </tr> <tr> <td>483</td><td>559-622</td> </tr> </table>						W	H	19	22-24.5	483	559-622
			W	D	H																																	
IN 24	25	42																																				
MM 610	635	1067																																				
W	D	H																																				
19.5	18-21	17-22																																				
495	457-533	432-559																																				
W	H																																					
19	22-24.5																																					
483	559-622																																					
<p>RTA 1  1 per carton</p>																																						
<table border="1"> <tr> <th>1</th><th>2</th><th>3</th><th>4</th><th>5</th><th>6</th><th>7</th><th>8</th><th>9</th><th>10</th><th>11</th><th>12</th> </tr> <tr> <td>5081-3</td><td>1073</td><td>1129</td><td>1176</td><td>1231</td><td>1320</td><td>1402</td><td>1484</td><td>1556</td><td>1645</td><td>1729</td><td>1843</td><td>2004</td> </tr> </table>												1	2	3	4	5	6	7	8	9	10	11	12	5081-3	1073	1129	1176	1231	1320	1402	1484	1556	1645	1729	1843	2004		
1	2	3	4	5	6	7	8	9	10	11	12																											
5081-3	1073	1129	1176	1231	1320	1402	1484	1556	1645	1729	1843	2004																										
 <p>MB Multi-Tilter T Arm COM: 1.75 YD 1.6 M Unit weight: 55 LB 25 KG Carton weight: 64 LB 29.03 KG Carton volume: 14.25 FT³ 0.4 MT³</p>	 <p>ADJUSTMENTS (1) Tilt tension (2) Pneumatic seat height (3) Back angle (4) Seat angle (5) Back/lumbar height (6) Sliding seat depth (7) Infinite position tilt lock</p>	<p>Ergonomic features: A, B, C, D, E, F, G, H, M, N, Q, S</p>	<table border="1"> <tr> <td>5081-3</td><td>1073</td><td>1129</td><td>1176</td><td>1231</td><td>1320</td><td>1402</td><td>1484</td><td>1556</td><td>1645</td><td>1729</td><td>1843</td><td>2004</td> </tr> </table>												5081-3	1073	1129	1176	1231	1320	1402	1484	1556	1645	1729	1843	2004											
			5081-3	1073	1129	1176	1231	1320	1402	1484	1556	1645	1729	1843	2004																							
			<p>OVERALL DIMENSIONS</p> <table border="1"> <tr> <th>W</th><th>D</th><th>H</th> </tr> <tr> <td>IN 24</td><td>25</td><td>42</td> </tr> <tr> <td>MM 610</td><td>635</td><td>1067</td> </tr> </table>			W	D	H	IN 24	25	42	MM 610	635	1067	<p>SEAT DIMENSIONS</p> <table border="1"> <tr> <th>W</th><th>D</th><th>H</th> </tr> <tr> <td>19.5</td><td>18-21</td><td>17-22</td> </tr> <tr> <td>495</td><td>457-533</td><td>432-559</td> </tr> </table>			W	D	H	19.5	18-21	17-22	495	457-533	432-559	<p>BACK DIMENSIONS</p> <table border="1"> <tr> <th>W</th><th>H</th> </tr> <tr> <td>19</td><td>22-24.5</td> </tr> <tr> <td>483</td><td>559-622</td> </tr> </table>						W	H	19	22-24.5	483	559-622
			W	D	H																																	
IN 24	25	42																																				
MM 610	635	1067																																				
W	D	H																																				
19.5	18-21	17-22																																				
495	457-533	432-559																																				
W	H																																					
19	22-24.5																																					
483	559-622																																					
<p>RTA 1  1 per carton</p>																																						
<table border="1"> <tr> <th>1</th><th>2</th><th>3</th><th>4</th><th>5</th><th>6</th><th>7</th><th>8</th><th>9</th><th>10</th><th>11</th><th>12</th> </tr> <tr> <td>5081-4</td><td>984</td><td>1040</td><td>1087</td><td>1142</td><td>1231</td><td>1313</td><td>1395</td><td>1467</td><td>1556</td><td>1640</td><td>1754</td><td>1915</td> </tr> </table>												1	2	3	4	5	6	7	8	9	10	11	12	5081-4	984	1040	1087	1142	1231	1313	1395	1467	1556	1640	1754	1915		
1	2	3	4	5	6	7	8	9	10	11	12																											
5081-4	984	1040	1087	1142	1231	1313	1395	1467	1556	1640	1754	1915																										
 <p>MB Tilter T Arm COM: 1.75 YD 1.6 M Unit weight: 34 LB 15.5 KG Carton weight: 41 LB 18.6 KG Carton volume: 9.75 FT³ 0.27 MT³</p>	 <p>ADJUSTMENTS (1) Tilt tension (2) Pneumatic seat height (3) Manual seat depth (4) Upright position tilt lock Center tilt action</p>	<p>Ergonomic features: A, B, C, E, H, M, N, Q, S, U</p>	<table border="1"> <tr> <td>5081-4</td><td>984</td><td>1040</td><td>1087</td><td>1142</td><td>1231</td><td>1313</td><td>1395</td><td>1467</td><td>1556</td><td>1640</td><td>1754</td><td>1915</td> </tr> </table>												5081-4	984	1040	1087	1142	1231	1313	1395	1467	1556	1640	1754	1915											
			5081-4	984	1040	1087	1142	1231	1313	1395	1467	1556	1640	1754	1915																							
			<p>OVERALL DIMENSIONS</p> <table border="1"> <tr> <th>W</th><th>D</th><th>H</th> </tr> <tr> <td>IN 24.5</td><td>26.5</td><td>39.5</td> </tr> <tr> <td>MM 622</td><td>673</td><td>1003</td> </tr> </table>			W	D	H	IN 24.5	26.5	39.5	MM 622	673	1003	<p>SEAT DIMENSIONS</p> <table border="1"> <tr> <th>W</th><th>D</th><th>H</th> </tr> <tr> <td>19.5</td><td>18.5-19.5</td><td>16.5-20.5</td> </tr> <tr> <td>495</td><td>470-495</td><td>419-521</td> </tr> </table>			W	D	H	19.5	18.5-19.5	16.5-20.5	495	470-495	419-521	<p>BACK DIMENSIONS</p> <table border="1"> <tr> <th>W</th><th>H</th> </tr> <tr> <td>19</td><td>21.5-24</td> </tr> <tr> <td>483</td><td>546-610</td> </tr> </table>						W	H	19	21.5-24	483	546-610
			W	D	H																																	
IN 24.5	26.5	39.5																																				
MM 622	673	1003																																				
W	D	H																																				
19.5	18.5-19.5	16.5-20.5																																				
495	470-495	419-521																																				
W	H																																					
19	21.5-24																																					
483	546-610																																					
<p>RTA 2  1 per carton</p>																																						
<table border="1"> <tr> <th>1</th><th>2</th><th>3</th><th>4</th><th>5</th><th>6</th><th>7</th><th>8</th><th>9</th><th>10</th><th>11</th><th>12</th> </tr> <tr> <td>5090-4</td><td>814</td><td>878</td><td>932</td><td>994</td><td>1096</td><td>1190</td><td>1284</td><td>1366</td><td>1468</td><td>1564</td><td>1694</td><td>1878</td> </tr> </table>												1	2	3	4	5	6	7	8	9	10	11	12	5090-4	814	878	932	994	1096	1190	1284	1366	1468	1564	1694	1878		
1	2	3	4	5	6	7	8	9	10	11	12																											
5090-4	814	878	932	994	1096	1190	1284	1366	1468	1564	1694	1878																										
 <p>HB Tilter COM: 2 YD 1.83 M Unit weight: 35 LB 15.9 KG Carton weight: 41 LB 18.6 KG Carton volume: 11.5 FT³ 0.32 MT³</p>	 <p>ADJUSTMENTS (1) Tilt tension (2) Pneumatic seat height (3) Upright position tilt lock Center tilt action</p>	<p>Ergonomic features: A, B, C, M, N, S</p>	<table border="1"> <tr> <td>5090-4</td><td>814</td><td>878</td><td>932</td><td>994</td><td>1096</td><td>1190</td><td>1284</td><td>1366</td><td>1468</td><td>1564</td><td>1694</td><td>1878</td> </tr> </table>												5090-4	814	878	932	994	1096	1190	1284	1366	1468	1564	1694	1878											
			5090-4	814	878	932	994	1096	1190	1284	1366	1468	1564	1694	1878																							
			<p>OVERALL DIMENSIONS</p> <table border="1"> <tr> <th>W</th><th>D</th><th>H</th> </tr> <tr> <td>IN 24.5</td><td>26.5</td><td>43.5</td> </tr> <tr> <td>MM 622</td><td>673</td><td>1105</td> </tr> </table>			W	D	H	IN 24.5	26.5	43.5	MM 622	673	1105	<p>SEAT DIMENSIONS</p> <table border="1"> <tr> <th>W</th><th>D</th><th>H</th> </tr> <tr> <td>19.5</td><td>19.5</td><td>16.5-21.5</td> </tr> <tr> <td>495</td><td>495</td><td>419-546</td> </tr> </table>			W	D	H	19.5	19.5	16.5-21.5	495	495	419-546	<p>BACK DIMENSIONS</p> <table border="1"> <tr> <th>W</th><th>H</th> </tr> <tr> <td>19</td><td>25.5</td> </tr> <tr> <td>483</td><td>648</td> </tr> </table>						W	H	19	25.5	483	648
			W	D	H																																	
IN 24.5	26.5	43.5																																				
MM 622	673	1105																																				
W	D	H																																				
19.5	19.5	16.5-21.5																																				
495	495	419-546																																				
W	H																																					
19	25.5																																					
483	648																																					
<p>RTA 1 1 per carton</p>																																						
<table border="1"> <tr> <th>1</th><th>2</th><th>3</th><th>4</th><th>5</th><th>6</th><th>7</th><th>8</th><th>9</th><th>10</th><th>11</th><th>12</th> </tr> <tr> <td>5090-4PB</td><td>1023</td><td>1087</td><td>1141</td><td>1203</td><td>1305</td><td>1399</td><td>1493</td><td>1575</td><td>1677</td><td>1773</td><td>1903</td><td>2087</td> </tr> </table>												1	2	3	4	5	6	7	8	9	10	11	12	5090-4PB	1023	1087	1141	1203	1305	1399	1493	1575	1677	1773	1903	2087		
1	2	3	4	5	6	7	8	9	10	11	12																											
5090-4PB	1023	1087	1141	1203	1305	1399	1493	1575	1677	1773	1903	2087																										
 <p>HB Tilter Pedestal Base COM: 2 YD 1.83 M Unit weight: 36 LB 16.4 KG Carton weight: 44 LB 19.96 KG Carton volume: 11.5 FT³ 0.32 MT³</p>	 <p>ADJUSTMENTS (1) Tilt tension (2) Pneumatic seat height (3) Upright position tilt lock Center tilt action</p>	<p>Ergonomic features: A, B, C, M, N, S</p>	<table border="1"> <tr> <td>5090-4PB</td><td>1023</td><td>1087</td><td>1141</td><td>1203</td><td>1305</td><td>1399</td><td>1493</td><td>1575</td><td>1677</td><td>1773</td><td>1903</td><td>2087</td> </tr> </table>												5090-4PB	1023	1087	1141	1203	1305	1399	1493	1575	1677	1773	1903	2087											
			5090-4PB	1023	1087	1141	1203	1305	1399	1493	1575	1677	1773	1903	2087																							
			<p>OVERALL DIMENSIONS</p> <table border="1"> <tr> <th>W</th><th>D</th><th>H</th> </tr> <tr> <td>IN 24.5</td><td>26.5</td><td>39.5</td> </tr> <tr> <td>MM 622</td><td>673</td><td>1003</td> </tr> </table>			W	D	H	IN 24.5	26.5	39.5	MM 622	673	1003	<p>SEAT DIMENSIONS</p> <table border="1"> <tr> <th>W</th><th>D</th><th>H</th> </tr> <tr> <td>19.5</td><td>19.5</td><td>16.5-18.5</td> </tr> <tr> <td>495</td><td>495</td><td>419-470</td> </tr> </table>			W	D	H	19.5	19.5	16.5-18.5	495	495	419-470	<p>BACK DIMENSIONS</p> <table border="1"> <tr> <th>W</th><th>H</th> </tr> <tr> <td>19</td><td>25.5</td> </tr> <tr> <td>483</td><td>648</td> </tr> </table>						W	H	19	25.5	483	648
			W	D	H																																	
IN 24.5	26.5	39.5																																				
MM 622	673	1003																																				
W	D	H																																				
19.5	19.5	16.5-18.5																																				
495	495	419-470																																				
W	H																																					
19	25.5																																					
483	648																																					
<p>RTA 1 1 per carton</p>																																						

DESCRIPTION	FEATURES	MODEL #	STANDARD TEXTILE GRADES											
			1	2	3	4	5	6	7	8	9	10	11	12
 <p>MB Tilter COM: 1.75 YD 1.6 M Unit weight: 32 LB 14.5 KG Carton weight: 38 LB 17.24 KG Carton volume: 11.5 FT³ 0.32 MT³</p>	 <p>ADJUSTMENTS (1) Tilt tension (2) Pneumatic seat height (9) Upright position tilt lock Center tilt action</p> <p>Ergonomic features: A, B, C, M, N, S</p>	5091-4	780	836	883	938	1027	1109	1191	1263	1352	1436	1550	1711
		OVERALL DIMENSIONS			SEAT DIMENSIONS			BACK DIMENSIONS						
		W D H			W D H			W H						
		IN 24.5 26.5 39.5			19.5 19.5 16.5-21.5			19 21.5						
		MM 622 673 1003			495 495 419-546			483 546						
		RTA 1	1 per carton											
 <p>MB Tilter Pedestal Base COM: 1.75 YD 1.6 M Unit weight: 33 LB 15 KG Carton weight: 41 LB 18.6 KG Carton volume: 11.5 FT³ 0.32 MT³</p>	 <p>ADJUSTMENTS (1) Tilt tension (2) Pneumatic seat height (9) Upright position tilt lock Center tilt action</p> <p>Ergonomic features: A, B, C, M, N, S</p>	5091-4PB	987	1043	1090	1145	1234	1316	1398	1470	1559	1643	1757	1918
		OVERALL DIMENSIONS			SEAT DIMENSIONS			BACK DIMENSIONS						
		W D H			W D H			W H						
		IN 24.5 26.5 37.5			19.5 19.5 16.5-18.5			19 21.5						
		MM 622 673 953			495 495 419-470			483 546						
		RTA 1	1 per carton											
 <p>Armchair COM: 1.75 YD 1.6 M Unit weight: 32 LB 14.5 KG Carton weight: 42 LB 19.05 KG Carton volume: 19.5 FT³ 0.55 MT³</p>	<p>Ergonomic features: M, N</p>	5092	734	790	837	892	981	1063	1145	1217	1306	1390	1504	1665
		OVERALL DIMENSIONS			SEAT DIMENSIONS			BACK DIMENSIONS						
		W D H			W D H			W H						
		IN 25 26 37			19.5 19 16.5			19 27						
		MM 635 660 940			495 483 419			483 686						
		RTA 00	1 per carton											

TRADITIONAL



model 3720



model 3722



Standard Feature
Attractive brass-colored nail head trim is standard on all models.



model 3742



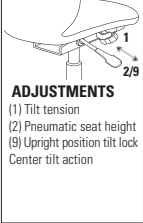

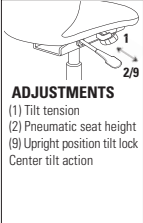
STANDARD FEATURES

- Tilter chairs are standard with a traditional style wood capped steel base.
- Select tilter models have a tufted design with brass-colored nail head trim and vinyl bumper guards.
- Select models have pneumatic seat height adjustment and tilt tension control.
- All tilting chairs have a clear back edge bumper to protect the side of the chair from accidental impact or damage.
- Dual wheel carpet casters (C1) are standard.
- Upholstery options: fabric, vinyl or leather. Vinyl and leather models may feature stitch detail across the seat and/or back cushions, if applicable. Thin or flat fabrics (like Jenny and Quilt) are not recommended.
- Note: The appearance of curved edges and tufted pleats will vary with upholstery material depending on thickness, stiffness and amount of stretch of the selected material. Thin upholstery material will make very flat pleats and thicker materials may make pleats with rolled edges. This can produce quite different looks. Both styles are considered acceptable and it is purely up to the personal preference of the purchaser.
- Wood finishes are available in Absolute (AAM), Black (BKM), Cherry (ACM), Espresso Cafe (ECM), English Oak (EOM), Fruitwood (TFM), Gray (HGM), Honey (AHM), Mahogany (TMM), Maple (AVM), Medium Walnut (MWM), Natural Walnut (NLW), Night (ASM), Noce Biondo (NBM), Noce Grigio (NGM), Noce Leggero (NEM), Noce Medio (NMM), Shaker Cherry (SKM), Walnut (TWM), WC Cream (WTM), White (WHM) and Winter Cherry (WCM). Please specify.

OPTIONAL FEATURES

- There are no arm options for this series.
- Tilter models can be ordered with an optional Black nylon base upon request, please specify. No upcharge.
- Clear back edge bumper can be removed upon request, please specify. No upcharge.
- For hard surface flooring casters, please specify (C9R). Add \$21.
- For additional caster options, please refer to the Arm and Caster section (page 353). *Optional casters may be priced higher than the standard casters for your chair and the difference will be charged. Lower priced optional casters will not be credited.*

DESCRIPTION	FEATURES	MODEL #	STANDARD TEXTILE GRADES											
			*1	*2	3	4	5	6	7	8	9	10	11	12
<p>ADJUSTMENTS (1) Tilt tension (2) Pneumatic seat height (9) Upright position tilt lock Center tilt action</p> <p>* Textile options are limited, see notes.</p> <p>Ergonomic features: A, C, M, N, S</p>		3720	1581	1733	1861	2009	2251	2474	2697	2892	3134	3362	3671	4108
	OVERALL DIMENSIONS			SEAT DIMENSIONS			BACK DIMENSIONS							
		W	D	H	W	D	H	W	H					
	IN	29	30	44.5	19.5	18	19-24	20	25					
	MM	737	762	1130	495	457	483-610	508	635					
	RTA 00		1 per carton											
<p>* Textile options are limited, see notes.</p> <p>Ergonomic features: M, N</p>		3722	817	881	935	997	1099	1193	1287	1369	1471	1567	1697	1881
	OVERALL DIMENSIONS			SEAT DIMENSIONS			BACK DIMENSIONS							
		W	D	H	W	D	H	W	H					
	IN	25	22.5	31	25	18	19.5	23	11					
	MM	635	572	787	635	457	495	584	279					
	RTA 00		1 per carton											
<p>* Textile options are limited, see notes.</p> <p>Ergonomic features: M, N</p>		3722C with (C1W) casters	920	984	1038	1100	1202	1296	1390	1472	1574	1670	1800	1984
	OVERALL DIMENSIONS			SEAT DIMENSIONS			BACK DIMENSIONS							
		W	D	H	W	D	H	W	H					
	IN	25.5	24.5	34	20.5	17	18	20.5	16					
	MM	648	622	864	521	432	457	521	406					
	RTA 00		1 per carton											
<p>* Textile options are limited, see notes.</p> <p>Ergonomic features: M, N</p>		3732	1083	1171	1245	1331	1471	1600	1729	1842	1982	2114	2293	2546
	OVERALL DIMENSIONS			SEAT DIMENSIONS			BACK DIMENSIONS							
		W	D	H	W	D	H	W	H					
	IN	25.5	24.5	34	20.5	17	18	20.5	16					
	MM	648	622	864	521	432	457	521	406					
	RTA 00		1 per carton											

DESCRIPTION	FEATURES	MODEL #	STANDARD TEXTILE GRADES											
			*1	*2	3	4	5	6	7	8	9	10	11	12
 <p>LB Armchair - Martha Washington Style COM: 2.75 YD 2.51 M Unit weight: 23 LB 10.5 KG Carton weight: 28 LB 12.7 KG Carton volume: 15.75 FT³ 0.44 MT³</p>	<p>* Textile options are limited, see notes.</p> <p>Ergonomic features: M, N</p>	<p>3742</p>	1110	1198	1272	1358	1498	1627	1756	1869	2009	2141	2320	2573
			<p>OVERALL DIMENSIONS</p>			<p>SEAT DIMENSIONS</p>			<p>BACK DIMENSIONS</p>					
			W	D	H	W	D	H	W	H				
			IN 25 MM 635	27 686	34.5 876	21.5 546	17 432	19 483	21.5 546	16 406				
			<p>RTA 00</p>		<p>1 per carton</p>									
 <p>HB Tilter - Judge's Style COM: 5 YD 4.57 M Unit weight: 55 LB 25 KG Carton weight: 63 LB 28.58 KG Carton volume: 28.25 FT³ 0.79 MT³</p>	 <p>ADJUSTMENTS (1) Tilt tension (2) Pneumatic seat height (9) Upright position tilt lock Center tilt action</p>	<p>3760</p>	*1	*2	3	4	5	6	7	8	9	10	11	12
			<p>OVERALL DIMENSIONS</p>			<p>SEAT DIMENSIONS</p>			<p>BACK DIMENSIONS</p>					
			W	D	H	W	D	H	W	H				
			IN 29 MM 737	32 813	48 1219	20.5 521	18.5 470	18-23 457-584	20.5 521	26 660				
			<p>RTA 00</p>		<p>1 per carton</p>									
 <p>HB Tilter - Judge's Style COM: 4.75 YD 4.34 M Unit weight: 62 LB 28.2 KG Carton weight: 70 LB 31.75 KG Carton volume: 28.25 FT³ 0.79 MT³</p>	 <p>ADJUSTMENTS (1) Tilt tension (2) Pneumatic seat height (9) Upright position tilt lock Center tilt action</p>	<p>3766</p>	*1	*2	3	4	5	6	7	8	9	10	11	12
			<p>OVERALL DIMENSIONS</p>			<p>SEAT DIMENSIONS</p>			<p>BACK DIMENSIONS</p>					
			W	D	H	W	D	H	W	H				
			IN 29 MM 737	32 813	48 1219	20.5 521	18.5 470	18-23 457-584	20.5 521	26 660				
			<p>RTA 00</p>		<p>1 per carton</p>									

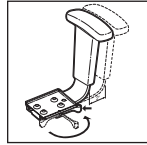
TRITEKERGO SELECT



model 7472-3



model 7482-3



Vari-Width (WA) width adjustable arm extensions are standard when chair is ordered with adjustable arms.



model 7491-3

STANDARD FEATURES

- Designed in three seat sizes and three back sizes to accommodate every body shape and task.
- Seats and backs are interchangeable - once the right size of seat is chosen, the appropriate back height can be selected.
- The unique upper back shape enables free lateral movement.
- Schukra™ depth adjustable lumbar area for personalized comfort and support is standard.
- Dual density foam spine pad embedded in the back of the chair forms to the user's shape.
- Standard with Global's high quality Soft Descent™ pneumatic lift which slowly and gently lowers the seat height of the chair making it easy to obtain the exact seat height you desire.
- Generous seats: ultimate adjustable arms (**G3**) are height and width adjustable (**WA**) to suit user and job function. Armcaps slide over top of seat, forward and back and articulate inward.
- Standard and petite seats: low rise (**G2**) arms. This positions the arm 1" lower than the (**G3**) arm.
- Durable Black polypropylene back shroud is standard.
- Side activated sliding seat depth adjustment is standard on multi-tilters.
- Base and frame available in Black only.

- Five prong, injection molded, fiberglass reinforced nylon Black spider base with dual wheel carpet casters (**C65**).
- Upholstery options: fabric, vinyl or leather. Vinyl and leather models may feature stitch detail across the seat and/or back cushions, if applicable.

OPTIONAL FEATURES

- For hard surface flooring casters, please specify (**C65R**). Add \$21.
- Polished aluminum base with Black end guards (**B2**) is available, please specify (**ALU**). Add \$131.
- For additional arm/caster options, please refer to the Arm and Caster section (page 353). *Optional casters may be priced higher than the standard casters for your chair and the difference will be charged. Lower priced optional casters will not be credited.*
- Petite and generous seat model numbers are listed in the middle column (above Ergonomic features) and are the same price as standard seat models.

Tritek model number explanation:

example: 7471-3

7 4 _ _ _ first two digits are the series code (74)

_ _ 7 _ _ third digit selects back height (7 extended back, 8 high back, 9 medium back)

_ _ _ _ 3 fifth digit selects mechanism type (3 multi-tilter, 7 posture task)

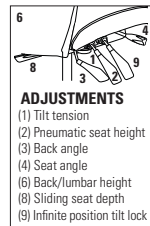
Tritek dimensional information: based on measurements with multi-tilter mechanism and using the ISO CMD (Chair Measuring Device)					
	Distance between arms	Standard arm height	Seat depth range	Seat height	Lumbar height adj. range
Petite seat	14.7" - 20.7" = 6" adjustment	7.3" - 10.5"	16.7" - 19.5"	15.6" - 19.4"	5" - 10.2" - 5.25" range
Soft Descent 4" lift & (G2) arm	373mm - 525mm = 152mm adj.	186mm - 266mm	424mm - 496mm	395mm - 493mm	128mm - 258mm = 130mm range
Standard seat	16.7" - 23.7" = 7" adjustment	6.9" - 10.0"	17.7" - 20.5"	18.2" - 23.1"	5" - 10.2" - 5.25" range
Soft Descent 4" lift & (G2) arm	424mm - 603mm = 179mm adj.	174mm - 253mm	449mm - 521mm	462mm - 588mm	128mm - 258mm = 130mm range
Generous seat	17.3" - 25.2" = 7.9" adjustment	8.6" - 11.7"	19.1" - 22.0"	18.3" - 23.1"	5" - 10.2" - 5.25" range
Soft Descent 5" lift & (G3) arm	439mm - 640mm = 201mm adj.	218mm - 298mm	486mm - 558mm	464mm - 588mm	128mm - 258mm = 130mm range

DESCRIPTION



Extended HB Multi-Tilter
 COM: 1.75 YD | 1.6 M
 Unit weight: 57 LB | 25.9 KG
 Carton weight: 64 LB | 29.03 KG
 Carton volume: 13 FT³ | 0.36 MT³

FEATURES



ADJUSTMENTS

- (1) Tilt tension
- (2) Pneumatic seat height
- (3) Back angle
- (4) Seat angle
- (6) Back/lumbar height
- (8) Sliding seat depth
- (9) Infinite position tilt lock

7471-3: Petite seat
7473-3: Generous seat

Ergonomic features:
 A, B, C, D, E, F, G, H, M, N, Q, R, S, U, V

MODEL #

STANDARD TEXTILE GRADES


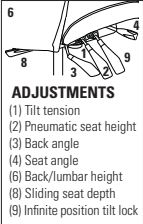

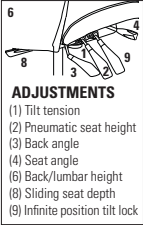

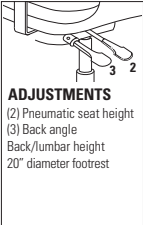
	1	2	3	4	5	6	7	8	9	10	11	12
7472-3 Standard seat	1317	1373	1420	1475	1564	1646	1728	1800	1889	1973	2087	2248

	OVERALL DIMENSIONS			SEAT DIMENSIONS			BACK DIMENSIONS	
	W	D	H	W	D	H	W	H
IN	26.5	24	48	20.5	17-20	17.5-22.5	18.5	25-30.25
MM	673	610	1219	521	432-508	445-572	470	635-768

RTA 2

1 per carton




DESCRIPTION	FEATURES	MODEL #	STANDARD TEXTILE GRADES													
			1	2	3	4	5	6	7	8	9	10	11	12		
 <p>HB Multi-Tilter COM: 1.5 YD 1.37 M Unit weight: 55 LB 25 KG Carton weight: 62 LB 28.12 KG Carton volume: 13 FT³ 0.36 MT³</p>	 <p>ADJUSTMENTS (1) Tilt tension (2) Pneumatic seat height (3) Back angle (4) Seat angle (6) Back/lumbar height (8) Sliding seat depth (9) Infinite position tilt lock</p>	7482-3	1281	1329	1370	1416	1493	1563	1634	1695	1772	1844	1941	2079		
		Standard seat														
		OVERALL DIMENSIONS			SEAT DIMENSIONS			BACK DIMENSIONS								
		W D H			W D H			W H								
IN 26.5 24 44			20.5 17-20 17.5-22.5			18.5 21-26.25										
MM 673 610 1118			521 432-508 445-572			470 533-667										
			RTA 2			1 per carton										
 <p>MB Multi-Tilter COM: 1.5 YD 1.37 M Unit weight: 53 LB 24.1 KG Carton weight: 60 LB 27.22 KG Carton volume: 13 FT³ 0.36 MT³</p>	 <p>ADJUSTMENTS (1) Tilt tension (2) Pneumatic seat height (3) Back angle (4) Seat angle (6) Back/lumbar height (8) Sliding seat depth (9) Infinite position tilt lock</p>	7491-3	1242	1290	1331	1377	1454	1524	1595	1656	1733	1805	1902	2040		
		Standard seat														
		OVERALL DIMENSIONS			SEAT DIMENSIONS			BACK DIMENSIONS								
		W D H			W D H			W H								
IN 26.5 24 41			20.5 17-20 17.5-22.5			18.5 18-23.25										
MM 673 610 1041			521 432-508 445-572			470 457-591										
			RTA 2			1 per carton										
 <p>MB Posture Stool Armless COM: 1.5 YD 1.37 M Unit weight: 35 LB 15.9 KG Carton weight: 43 LB 19.5 KG Carton volume: 15.75 FT³ 0.44 MT³</p>	 <p>ADJUSTMENTS (2) Pneumatic seat height (3) Back angle Back/lumbar height 20" diameter footrest</p>	7497-7NA	1181	1229	1270	1316	1393	1463	1534	1595	1672	1744	1841	1979		
		Standard seat														
		OVERALL DIMENSIONS			SEAT DIMENSIONS			BACK DIMENSIONS								
		W D H			W D H			W H								
IN 20.5 24 49			20.5 18 22.5-32.5			18.5 18-23.25										
MM 521 610 1245			521 457 572-826			470 457-591										
			RTA 2			1 per carton										

TRIUMPH



model 3650-3

model 3651-3



Lumbar Support


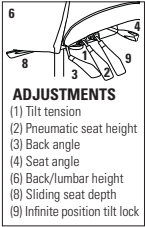

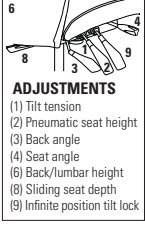

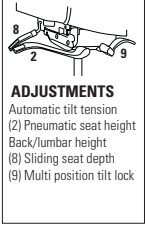

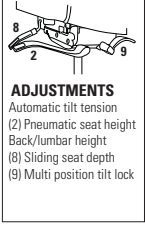
Adjusted in and out by turning the knob. Moved vertically by moving up and down on the slider.

STANDARD FEATURES

- Contemporary seating series featuring exceptional comfort, support and adjustment.
- Standard with adjustable height, forward swept arms with sliding, articulating armcaps (G1).
- Outer back knob can be adjusted in and out for lumbar support and vertically for optimal positioning.
- Frame is standard with a polished aluminum arched base and accentuated with polished aluminum back trim.
- Side activated sliding seat depth adjustment is standard.
- Dual wheel carpet casters (C1) are standard.
- Upholstery options: fabric, vinyl or leather. Vinyl and leather models may feature stitch detail across the seat and/or back cushions, if applicable.

OPTIONAL FEATURES

- For hard surface flooring casters, please specify (CSR) casters. Add \$21.
- For additional arm/caster options, please refer to the Arm and Caster section (page 353). *Optional casters may be priced higher than the standard casters for your chair and the difference will be charged. Lower priced optional casters will not be credited.*

DESCRIPTION	FEATURES	MODEL #	STANDARD TEXTILE GRADES													
			1	2	3	4	5	6	7	8	9	10	11	12		
 <p>HB Multi-Tilter COM: 2 YD 1.83 M Unit weight: 59 LB 26.8 KG Carton weight: 70.5 LB 31.98 KG Carton volume: 24.5 FT³ 0.69 MT³</p>	 <p>ADJUSTMENTS (1) Tilt tension (2) Pneumatic seat height (3) Back angle (4) Seat angle (6) Back/lumbar height (8) Sliding seat depth (9) Infinite position tilt lock</p>	3650-3	1291	1355	1409	1471	1573	1667	1761	1843	1945	2041	2171	2355		
		OVERALL DIMENSIONS			SEAT DIMENSIONS			BACK DIMENSIONS								
		W	D	H	W	D	H	W	H							
		IN 26	25	46.5	21	18-21	17-21	20	27							
		MM 660	635	1181	533	457-533	432-533	508	686							
		RTA 00	1 per carton													
 <p>MB Multi-Tilter COM: 1.75 YD 1.6 M Unit weight: 57 LB 25.9 KG Carton weight: 68 LB 30.84 KG Carton volume: 22.5 FT³ 0.63 MT³</p>	 <p>ADJUSTMENTS (1) Tilt tension (2) Pneumatic seat height (3) Back angle (4) Seat angle (6) Back/lumbar height (8) Sliding seat depth (9) Infinite position tilt lock</p>	3651-3	1241	1297	1344	1399	1488	1570	1652	1724	1813	1897	2011	2172		
		OVERALL DIMENSIONS			SEAT DIMENSIONS			BACK DIMENSIONS								
		W	D	H	W	D	H	W	H							
		IN 26	25	39.5	21	18-21	17-21	20	21							
		MM 660	635	1003	533	457-533	432-533	508	533							
		RTA 00	1 per carton													
 <p>HB Weight Sensing Synchro w/Adj. Lumbar COM: 2 YD 1.83 M Unit weight: 54 LB 24.5 KG Carton weight: 66.5 LB 30.16 KG Carton volume: 24.5 FT³ 0.69 MT³</p>	 <p>ADJUSTMENTS Automatic tilt tension (2) Pneumatic seat height Back/lumbar height (8) Sliding seat depth (9) Multi position tilt lock</p>	3650-8	1291	1355	1409	1471	1573	1667	1761	1843	1945	2041	2171	2355		
		OVERALL DIMENSIONS			SEAT DIMENSIONS			BACK DIMENSIONS								
		W	D	H	W	D	H	W	H							
		IN 26	25	45.5	21	18-21	16-20	20	26							
		MM 660	635	1156	533	457-533	406-508	508	660							
		RTA 00	1 per carton													
 <p>MB Weight Sensing Synchro w/Adj. Lumbar COM: 1.75 YD 1.6 M Unit weight: 52 LB 23.6 KG Carton weight: 63 LB 28.58 KG Carton volume: 22.5 FT³ 0.63 MT³</p>	 <p>ADJUSTMENTS Automatic tilt tension (2) Pneumatic seat height Back/lumbar height (8) Sliding seat depth (9) Multi position tilt lock</p>	3651-8	1241	1297	1344	1399	1488	1570	1652	1724	1813	1897	2011	2172		
		OVERALL DIMENSIONS			SEAT DIMENSIONS			BACK DIMENSIONS								
		W	D	H	W	D	H	W	H							
		IN 26	25	38.5	21	18-21	16-20	20	20							
		MM 660	635	978	533	457-533	406-508	508	508							
		RTA 00	1 per carton													

TRUFORM



model 5450-3




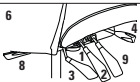

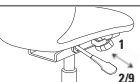

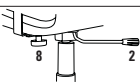
model 5451-3


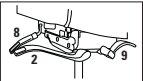


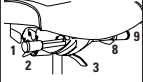


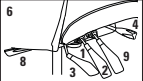


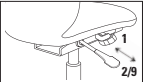


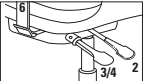

STANDARD FEATURES


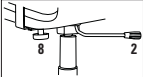


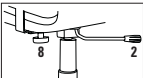

- A range of different models are available, all featuring gently curved, streamlined seat and back cushions.
- Standard with adjustable height (SC) arms.
- All models are standard with a high rise, injection molded base, Black only.
- All models are shipped partially KD.
- Seat depth is standard on models 5450-3, 5450-8, 5451-0, 5451-3.
- Vari-Width (WA) width adjustable arm extensions are standard on chairs with adjustable arms. Allows the arms to move away from the seat by 2" on each side to allow space if desired for broader hip widths.
- Truform heavy duty models can be found under the Heavy Duty section (page 339).
- Dual wheel carpet casters (C1) are standard.
- Upholstery options: fabric and some vinyl only. Note: Select stretchy vinyls can be used including Allante FRee. Some wrinkling of the materials on the upper left and right corner of the back is normal and should be expected.

OPTIONAL FEATURES

- Arched, polished aluminum base (B5) is available, please specify (ALU). Add \$131.
- For hard surface flooring casters, please specify (C9R). Add \$21.
- For additional arm/caster options, please refer to the Arm and Caster section (page 353). *Optional casters may be priced higher than the standard casters for your chair and the difference will be charged. Lower priced optional casters will not be credited.*

DESCRIPTION	FEATURES	MODEL #	STANDARD TEXTILE GRADES													
			1	2	3	4	5	6	7	8	9	10	11	12		
 <p>HB Multi-Tilter COM: 2 YD 1.83 M Unit weight: 58 LB 26.4 KG Carton weight: 63 LB 28.58 KG Carton volume: 10.5 FT³ 0.29 MT³</p>	 <p>ADJUSTMENTS (1) Tilt tension (2) Pneumatic seat height (3) Back angle (4) Seat angle (6) Back/lumbar height (8) Sliding seat depth (9) Infinite position tilt lock</p>	5450-3	903	967	1021	1083	1185	1279	1373	1455	1557	1653	1783	1967		
		OVERALL DIMENSIONS			SEAT DIMENSIONS			BACK DIMENSIONS								
		W	D	H	W	D	H	W	H							
		IN 26	25	42	20	18-21	16.5-21.5	20	23.5-26							
		MM 660	635	1067	508	457-533	419-546	508	597-660							
Ergonomic features: A, B, C, D, E, G, H, M, N, Q, S		RTA 2	courier	1 per carton												
 <p>HB Tilter COM: 2 YD 1.83 M Unit weight: 40 LB 18.2 KG Carton weight: 50 LB 22.68 KG Carton volume: 10.5 FT³ 0.29 MT³</p>	 <p>ADJUSTMENTS (1) Tilt tension (2) Pneumatic seat height (9) Upright position tilt lock Center tilt action</p>	5450-4	785	849	903	965	1067	1161	1255	1337	1439	1535	1665	1849		
		OVERALL DIMENSIONS			SEAT DIMENSIONS			BACK DIMENSIONS								
		W	D	H	W	D	H	W	H							
		IN 26	25	42	20	18-20.5	16.5-21.5	20	23.5-26							
		MM 660	635	1067	508	457-521	419-546	508	597-660							
Ergonomic features: A, B, C, H, M, N, Q, S		RTA 2	courier	1 per carton												
 <p>HB Task COM: 2 YD 1.83 M Unit weight: 34 LB 15.5 KG Carton weight: 44 LB 19.96 KG Carton volume: 10.5 FT³ 0.29 MT³</p>	 <p>ADJUSTMENTS (2) Pneumatic seat height (8) Manual seat depth</p>	5450-6	659	723	777	839	941	1035	1129	1211	1313	1409	1539	1723		
		OVERALL DIMENSIONS			SEAT DIMENSIONS			BACK DIMENSIONS								
		W	D	H	W	D	H	W	H							
		IN 26	25	41.5	20	18-20.5	16-21	20	23.5-26							
		MM 660	635	1054	508	457-521	406-533	508	597-660							
Ergonomic features: C, E, H, M, N, Q		RTA 2	courier	1 per carton												

DESCRIPTION	FEATURES	MODEL #	STANDARD TEXTILE GRADES														
			1	2	3	4	5	6	7	8	9	10	11	12			
 <p>HB Weight Sensing Synchro-Tilter COM: 2 YD 1.83 M Unit weight: 54 LB 24.5 KG Carton weight: 64 LB 29.03 KG Carton volume: 10.5 FT³ 0.29 MT³</p>	 <p>ADJUSTMENTS Automatic tilt tension (2) Pneumatic seat height Back/lumbar height (8) Sliding seat depth (9) Multi position tilt lock</p>	<p>Ergonomic features: A, B, C, D, E, G, H, L, M, N, Q</p>	5450-8	903	967	1021	1083	1185	1279	1373	1455	1557	1653	1783	1967		
			OVERALL DIMENSIONS			SEAT DIMENSIONS			BACK DIMENSIONS								
			W	D	H	W	D	H	W	H							
			IN 26 MM 660	25 635	41.5 1054	20 508	18-21 457-533	16-21 406-533	20 508	23.5-26 597-660							
			RTA 2		1 per carton												
 <p>MB Synchro-Tilter w/Back Angle Adj. COM: 1.75 YD 1.6 M Unit weight: 53 LB 24.1 KG Carton weight: 63 LB 28.58 KG Carton volume: 10.5 FT³ 0.29 MT³</p>	 <p>ADJUSTMENTS (1) Tilt tension (2) Pneumatic seat height (3) Back angle Back/lumbar height (8) Sliding seat depth (9) Multi position tilt lock Synchro tilt action</p>	<p>Ergonomic features: A, B, C, D, E, G, H, J, L, M, N, Q</p>	5451-0	849	905	952	1007	1096	1178	1260	1332	1421	1505	1619	1780		
			OVERALL DIMENSIONS			SEAT DIMENSIONS			BACK DIMENSIONS								
			W	D	H	W	D	H	W	H							
			IN 26 MM 660	25 635	38.5 978	20 508	18-21 457-533	16.5-21.5 419-546	20 508	20-22.5 508-572							
			RTA 2		1 per carton												
 <p>MB Multi-Tilter COM: 1.75 YD 1.6 M Unit weight: 55 LB 25 KG Carton weight: 60 LB 27.22 KG Carton volume: 10.5 FT³ 0.29 MT³</p>	 <p>ADJUSTMENTS (1) Tilt tension (2) Pneumatic seat height (3) Back angle (4) Seat angle (6) Back/lumbar height (8) Sliding seat depth (9) Infinite position tilt lock</p>	<p>Ergonomic features: A, B, C, D, E, F, G, H, M, N, Q, S</p>	5451-3	849	905	952	1007	1096	1178	1260	1332	1421	1505	1619	1780		
			OVERALL DIMENSIONS			SEAT DIMENSIONS			BACK DIMENSIONS								
			W	D	H	W	D	H	W	H							
			IN 26 MM 660	25 635	38.5 978	20 508	18-21 457-533	16.5-21.5 419-546	20 508	20-22.5 508-572							
			RTA 2		1 per carton												
 <p>MB Tilter COM: 1.75 YD 1.6 M Unit weight: 38 LB 17.3 KG Carton weight: 48 LB 21.77 KG Carton volume: 10.5 FT³ 0.29 MT³</p>	 <p>ADJUSTMENTS (1) Tilt tension (2) Pneumatic seat height (9) Upright position tilt lock Center tilt action</p>	<p>Ergonomic features: A, B, C, H, M, N, Q, S</p>	5451-4	731	787	834	889	978	1060	1142	1214	1303	1387	1501	1662		
			OVERALL DIMENSIONS			SEAT DIMENSIONS			BACK DIMENSIONS								
			W	D	H	W	D	H	W	H							
			IN 26 MM 660	25 635	38.5 978	20 508	18-20.5 457-521	16.5-21.5 419-546	20 508	20-22.5 508-572							
			RTA 2		1 per carton												
 <p>MB Operator COM: 1.75 YD 1.6 M Unit weight: 40 LB 18.2 KG Carton weight: 45 LB 20.41 KG Carton volume: 10.5 FT³ 0.29 MT³</p>	 <p>ADJUSTMENTS (2) Pneumatic seat height (3) Back angle (4) Seat angle (6) Back/lumbar height Free floating seat & back</p>	<p>Ergonomic features: C, D, F, G, H, M, N, Q</p>	5451-5	801	857	904	959	1048	1130	1212	1284	1373	1457	1571	1732		
			OVERALL DIMENSIONS			SEAT DIMENSIONS			BACK DIMENSIONS								
			W	D	H	W	D	H	W	H							
			IN 26 MM 660	25 635	38.5 978	20 508	18-20.5 457-521	16.5-21.5 419-546	20 508	20-22.5 508-572							
			RTA 2		1 per carton												

DESCRIPTION	FEATURES	MODEL #	STANDARD TEXTILE GRADES											
			1	2	3	4	5	6	7	8	9	10	11	12
 <p>MB Height Adjustable Stool Armless COM: 1.75 YD 1.6 M Unit weight: 32 LB 14.5 KG Carton weight: 38 LB 17.24 KG Carton volume: 10.5 FT³ 0.29 MT³</p>	 <p>ADJUSTMENTS (2) Pneumatic seat height (8) Manual seat depth 20" diameter footrest</p> <p>Ergonomic features: C, E, M, N</p>	5457-6	765	821	868	923	1012	1094	1176	1248	1337	1421	1535	1696
			OVERALL DIMENSIONS			SEAT DIMENSIONS			BACK DIMENSIONS					
			W	D	H	W	D	H	W		H			
			IN 20	25	47	20	17.5-19	22-30	20		20			
			MM 508	635	1194	508	445-483	559-762	508		508			
			RTA 2		1 per carton									
 <p>MB Height Adjustable Stool COM: 1.75 YD 1.6 M Unit weight: 40 LB 18.2 KG Carton weight: 44 LB 19.96 KG Carton volume: 10.5 FT³ 0.29 MT³</p>	 <p>ADJUSTMENTS (2) Pneumatic seat height (8) Manual seat depth 20" diameter footrest</p> <p>Ergonomic features: C, E, H, Q, M, N</p>	5458-6	917	973	1020	1075	1164	1246	1328	1400	1489	1573	1687	1848
			OVERALL DIMENSIONS			SEAT DIMENSIONS			BACK DIMENSIONS					
			W	D	H	W	D	H	W		H			
			IN 26	25	47	20	17.5-19	22-30	20		20			
			MM 660	635	1194	508	445-483	559-762	508		508			
			RTA 2		1 per carton									

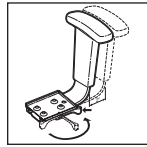
TYE



model 1950-4 (3N)



model 1951-4 (3N)



Vari-Width (WA) width adjustable arm extensions are optional when chair is ordered with adjustable arms.




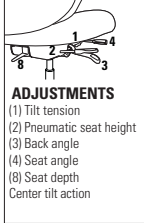

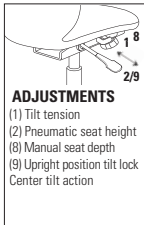

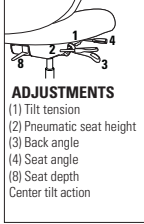
model 1953


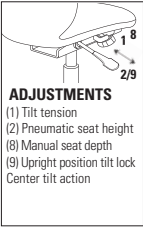


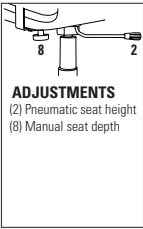



STANDARD FEATURES

- Chair backs feature contemporary two-tone textile combination of elastic mesh and upholstered trim.
- Standard with adjustable height T-arms with curved urethane armcaps (3N) in Black only.
- All models (except armchair) are standard with a five prong, injection molded spider base with dual wheel carpet casters (C65).
- Mesh available in Black only.
- Seat and back panels will be upholstered in the same textile unless otherwise specified.
- Upholstery options: fabric only.

OPTIONAL FEATURES

- Cantilever frame on armchair (model 1953) is available in Black (TBL) or Tungsten (TTU). No upcharge. For Chrome (CHM) finish, add 10% of opening published grade price..
- For hard surface flooring casters, please specify (C65R). Add \$21.
- Vari-Width (WA) width adjustable arm extensions are optional when chair is ordered with adjustable arms. Allows the arms to move away from the seat by 2" on each side to allow space if desired for broader hip widths. Add \$84.
- For additional arm/caster options, please refer to the Arm and Caster section (page 353). *Optional casters may be priced higher than the standard casters for your chair and the difference will be charged. Lower priced optional casters will not be credited.*

DESCRIPTION	FEATURES	MODEL #	STANDARD TEXTILE GRADES														
			1	2	3	4	5	6	7	8	9	10	11	12			
 <p>HB Multi-Tilter COM: 1.5 YD 1.37 M Unit weight: 43 LB 19.5 KG Carton weight: 55 LB 24.95 KG Carton volume: 11 FT³ 0.31 MT³</p>	 <p>ADJUSTMENTS (1) Tilt tension (2) Pneumatic seat height (3) Back angle (4) Seat angle (8) Seat depth (8) Center tilt action</p>	<p>Ergonomic features: A, B, C, F, H, M, N, S</p>	1950-3	906	954	995	1041	1118	1188	1259	1320	1397	1469	1566	1704		
			OVERALL DIMENSIONS			SEAT DIMENSIONS			BACK DIMENSIONS								
			W	D	H	W	D	H	W	H							
			IN 25	26	45	21	19-20.5	17-22	19.5	27							
			MM 635	660	1143	533	483-521	432-559	495	686							
			RTA 2	courier		1 per carton											
 <p>HB Tilter COM: 1.5 YD 1.37 M Unit weight: 40 LB 18.2 KG Carton weight: 52 LB 23.59 KG Carton volume: 11 FT³ 0.31 MT³</p>	 <p>ADJUSTMENTS (1) Tilt tension (2) Pneumatic seat height (8) Manual seat depth (9) Upright position tilt lock (8) Center tilt action</p>	<p>Ergonomic features: A, B, C, H, M, N, S</p>	1950-4	782	830	871	917	994	1064	1135	1196	1273	1345	1442	1580		
			OVERALL DIMENSIONS			SEAT DIMENSIONS			BACK DIMENSIONS								
			W	D	H	W	D	H	W	H							
			IN 25	26	45.5	21	19-20.5	16.5-21.5	19.5	27							
			MM 635	660	1156	533	483-521	419-546	495	686							
			RTA 2	courier		1 per carton											
 <p>MB Multi-Tilter COM: 1.25 YD 1.14 M Unit weight: 41 LB 18.6 KG Carton weight: 53 LB 24.04 KG Carton volume: 10.5 FT³ 0.29 MT³</p>	 <p>ADJUSTMENTS (1) Tilt tension (2) Pneumatic seat height (3) Back angle (4) Seat angle (8) Seat depth (8) Center tilt action</p>	<p>Ergonomic features: A, B, C, F, H, M, N, S</p>	1951-3	865	905	939	978	1041	1100	1159	1210	1274	1334	1415	1530		
			OVERALL DIMENSIONS			SEAT DIMENSIONS			BACK DIMENSIONS								
			W	D	H	W	D	H	W	H							
			IN 25	26	40.5	21	19-20.5	17-22	19.5	23							
			MM 635	660	1029	533	483-521	432-559	495	584							
			RTA 2	courier		1 per carton											

DESCRIPTION	FEATURES	MODEL #	STANDARD TEXTILE GRADES													
			1	2	3	4	5	6	7	8	9	10	11	12		
 <p>MB Tilter COM: 1.25 YD 1.14 M Unit weight: 38 LB 17.3 KG Carton weight: 50 LB 22.68 KG Carton volume: 10.5 FT³ 0.29 MT³</p>	 <p>ADJUSTMENTS (1) Tilt tension (2) Pneumatic seat height (8) Manual seat depth (9) Upright position tilt lock Center tilt action</p> <p>Ergonomic features: A, B, C, E, H, M, N, S</p>	1951-4	741	781	815	854	917	976	1035	1086	1150	1210	1291	1406		
		OVERALL DIMENSIONS			SEAT DIMENSIONS			BACK DIMENSIONS								
		W	D	H	W	D	H	W	H							
		IN 25 MM 635	26 660	41 1041	21 533	19-20.5 483-521	16.5-21.5 419-546	19.5 495	23 584							
			RTA 2		1 per carton											
 <p>LB Task w/Arms COM: 1 YD 0.91 M Unit weight: 34 LB 15.5 KG Carton weight: 43 LB 19.5 KG Carton volume: 10.5 FT³ 0.29 MT³</p>	 <p>ADJUSTMENTS (2) Pneumatic seat height (8) Manual seat depth</p> <p>Ergonomic features: C, E, H, M, N</p>	1952-6	633	665	692	723	774	821	868	909	960	1008	1073	1165		
		OVERALL DIMENSIONS			SEAT DIMENSIONS			BACK DIMENSIONS								
		W	D	H	W	D	H	W	H							
		IN 25 MM 635	26 660	35 889	21 533	19-20.5 483-521	17-22 432-559	19.5 495	16 406							
			RTA 2		1 per carton											
 <p>Armchair COM: 1 YD 0.91 M Unit weight: 32 LB 14.5 KG Carton weight: 36 LB 16.33 KG Carton volume: 10.25 FT³ 0.29 MT³</p>	<p>Ergonomic features: M, N</p>	1953	613	645	672	703	754	801	848	889	940	988	1053	1145		
		OVERALL DIMENSIONS			SEAT DIMENSIONS			BACK DIMENSIONS								
		W	D	H	W	D	H	W	H							
		IN 27 MM 686	23 584	35 889	22 559	18.5 470	18 457	19 483	18 457							
			RTA 1		1 per carton											

VION



model 6321-8 (BAU-AC)



model 6331-8 (BAU-AC)



Optional Lumbar Pad (LS)
See right for details.



model 6322-4 (BLK-C)



model 6321-4PB

Vion Guest + Low Back Armless Task Pedestal Base Chairs



Please see page 218.

STANDARD FEATURES


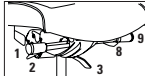
- Vion is a comprehensive seating series offering a family of models to address multiple applications: task, management, conference, guest, pedestal base, heavy duty 24/7 and stools.
- Series offers low, medium and high back models with either a mesh or upholstered back.
- Vion heavy duty models can be found under the Heavy Duty section (page 351).
- Five different control mechanism options to suit all price points and ergonomic requirements.
- High and medium back models are standard with height and width adjustable arms that feature a front to back sliding armcap.
- Standard with Global's high quality Soft Descent™ pneumatic lift which slowly and gently lowers the seat height of the chair making it easy to obtain the exact seat height you desire.
- Side activated sliding seat depth adjustment is standard on multi-tilter, synchro-tilter with back angle adjustment and weight sensing synchro tilter control mechanisms.
- Standard with five prong, injection molded, fiberglass reinforced nylon Governor base (B7) with dual wheel carpet casters (C1).
- Pedestal base models provide fixed location seating for use in auditoriums, classrooms, jury boxes, public venues and more. The base must be mounted to the floor (mounting hardware not included). See Pedestal Base Installation Guide on website for details.
- Mesh back models are available in ten standard Vion Mesh colors: Aqua (MS75), Black (MS69), Black Cherry (MS76), Blue (MS72), Dust (MS77), Ivory (MS78), Natural (MS74), Paprika (MS79), Rope (MS73) and Stone (MS71).
- Upholstered back models feature Black textile (Jenny JN02) on the back side as standard.
- Upholstery options: fabric, vinyl or leather. Vinyl and leather models may feature stitch detail across the seat and/or back cushions, if applicable.





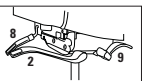

OPTIONAL FEATURES






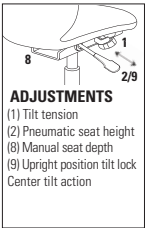


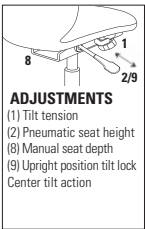

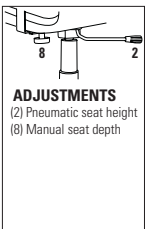


- Vion back frames, arms and bases are available in three colors: Black, Shadow and Fog. See Vion finishes chart for options and upcharges. Armcaps are always Black.
- Mesh back models are also available in ten Dimension Mesh colors: Berry (DBE), Black (DBK), Chalk (DCL), Charcoal (DCH), Citrus (DCT), Cobalt (DCO), Fog (DST), Pool Blue (DPB), Sand (DSD), Shadow (DGM). Add \$25.
- Upholstered back models offer a matching outer (MO) upholstery option. Due to the additional material needed, these models are listed separately and are priced differently than the standard upholstered back models.
- Medium and high back models: Optional lumbar pad (LS) can be added at time of order, please specify. Add \$17. Lumbar pad can also be ordered after sale as a kit, specify model 6339 at \$33 list price. The Lumbar pad is adjustable up to 3" vertically. Its spring loaded depth adjustment automatically provides the right amount of pressure.
- Seat available in memory foam, please specify (MF). Add \$106.
- Petite seat models (2" shorter and 2" narrower than the standard size seat) are available. Please specify by adding (P) to the model code. No upcharge.
- For hard surface flooring casters, please specify (C9R). Add \$21.
- For additional arm/caster options, please refer to the Arm and Caster section (page 353). *Optional casters may be priced higher than the standard casters for your chair and the difference will be charged. Lower priced optional casters will not be credited.*
- Pedestal base models have Black bases with 2" height adjustable cylinders, please specify: (SH) Swivel, auto return to max height. No upcharge. (SN) Non-swivel, auto return to max height. Add \$16. (SC) Swivel, auto return to center and return to max height. Add \$26.


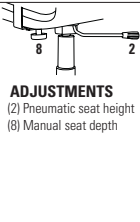


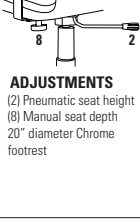


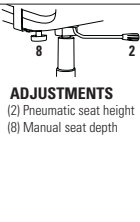


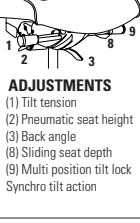


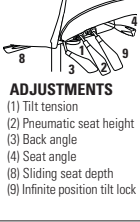

VION FINISHES - TASK SEATING				
Back Frame	Base	SPECIFY CODE	Arm Options	SPECIFY CODE
Black	Black	BLK	Adjustable "T" arm (Black) Adjustable "T" arm, fixed armcap (Black) Adjustable "T" arm (Black, Chrome accent) Adj. "T" arm, fixed armcap (Black, Chrome accent)	AS AF AC AD
	Polished aluminum	BAU Add \$131		
Shadow	Shadow	SHW Add \$131	Adjustable "T" arm (Shadow) Adjustable "T" arm, fixed armcap (Shadow) Adjustable "T" arm (Shadow, Chrome accent) Adj. "T" arm, fixed armcap (Shadow, Chrome accent)	SHA SHF FC CF
	Polished aluminum	SAU Add \$131		
Fog	Fog	FOG Add \$131	Adjustable "T" arm (Fog) Adjustable "T" arm, fixed armcap (Fog) Adjustable "T" arm (Fog, Chrome accent) Adj. "T" arm, fixed armcap (Fog, Chrome accent)	FA FF FC CF
	Polished aluminum	FAU Add \$131	Fixed "C" arm (Black) Fixed "C" arm (Shadow) Fixed "C" arm (Fog) Fixed "C" arm (polished aluminum)	C SHC CC CA Add \$111


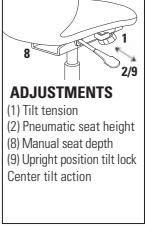


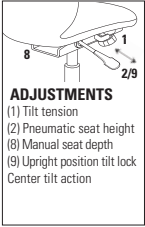


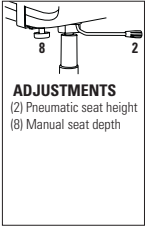


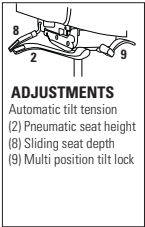


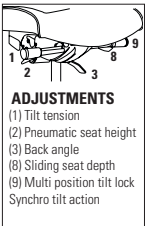

* All arms have Black SSU armcaps.


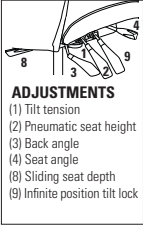


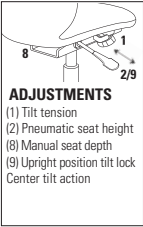


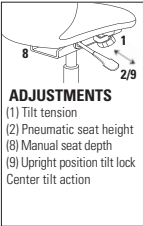

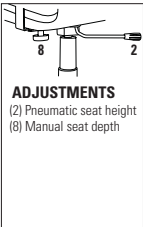


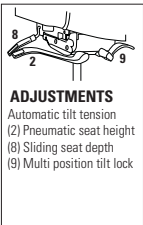

DESCRIPTION	FEATURES	MODEL #	STANDARD TEXTILE GRADES													
			1	2	3	4	5	6	7	8	9	10	11	12		
 <p>mesh back</p> <p>HB Synchro-Tilter w/Back Angle Adj. COM: 1 YD 0.91 M Unit weight: 48 LB 21.8 KG Carton weight: 60 LB 27.22 KG Carton volume: 10.5 FT³ 0.29 M³</p>	 <p>ADJUSTMENTS (1) Tilt tension (2) Pneumatic seat height (3) Back angle (8) Sliding seat depth (9) Multi position tilt lock Synchro tilt action</p> <p>Ergonomic features: A, B, C, E, G, H, L, M, N, Q, U</p>	6321-0	1100	1132	1159	1190	1241	1288	1335	1376	1427	1475	1540	1632		
			OVERALL DIMENSIONS			SEAT DIMENSIONS			BACK DIMENSIONS							
			W	D	H	W	D	H	W	H						
			IN 25.5	24	41.5	20	17-20	17.5-22.5	18.5	23						
			MM 648	610	1054	508	432-508	445-572	470	584						
			RTA 2		courier		1 per carton									


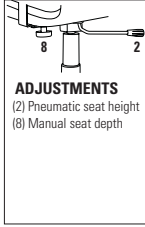


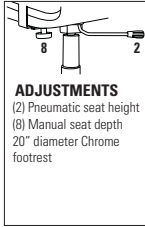


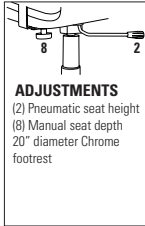

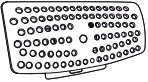

DESCRIPTION	FEATURES	MODEL #	STANDARD TEXTILE GRADES																																												
			1	2	3	4	5	6	7	8	9	10	11	12																																	
 <p>mesh back</p> <p>HB Multi-Tilter COM: 1 YD 0.91 M Unit weight: 50 LB 22.7 KG Carton weight: 62 LB 28.12 KG Carton volume: 10.5 FT³ 0.29 MT³</p>	 <p>ADJUSTMENTS (1) Tilt tension (2) Pneumatic seat height (3) Back angle (4) Seat angle (8) Sliding seat depth (9) Infinite position tilt lock</p>	<p>Ergonomic features: A, B, C, E, F, G, H, M, N, Q, S, U</p>	<table border="1"> <thead> <tr> <th colspan="3">OVERALL DIMENSIONS</th> <th colspan="3">SEAT DIMENSIONS</th> <th colspan="3">BACK DIMENSIONS</th> </tr> <tr> <th>W</th><th>D</th><th>H</th> <th>W</th><th>D</th><th>H</th> <th>W</th><th>H</th> </tr> </thead> <tbody> <tr> <td>IN 25.5</td><td>24</td><td>41</td> <td>20</td><td>17-20</td><td>17.25-22.25</td> <td>18.5</td><td>23</td> </tr> <tr> <td>MM 648</td><td>610</td><td>1041</td> <td>508</td><td>432-508</td><td>438-565</td> <td>470</td><td>584</td> </tr> </tbody> </table>												OVERALL DIMENSIONS			SEAT DIMENSIONS			BACK DIMENSIONS			W	D	H	W	D	H	W	H	IN 25.5	24	41	20	17-20	17.25-22.25	18.5	23	MM 648	610	1041	508	432-508	438-565	470	584
			OVERALL DIMENSIONS			SEAT DIMENSIONS			BACK DIMENSIONS																																						
			W	D	H	W	D	H	W	H																																					
			IN 25.5	24	41	20	17-20	17.25-22.25	18.5	23																																					
MM 648	610	1041	508	432-508	438-565	470	584																																								
<p>RTA 2  1 per carton</p>																																															
 <p>mesh back</p> <p>HB Tilter COM: 1 YD 0.91 M Unit weight: 42 LB 19.1 KG Carton weight: 54 LB 24.49 KG Carton volume: 10.5 FT³ 0.29 MT³</p>	 <p>ADJUSTMENTS (1) Tilt tension (2) Pneumatic seat height (8) Manual seat depth (9) Upright position tilt lock Center tilt action</p>	<p>Ergonomic features: A, B, C, E, H, M, N, Q, S, U</p>	<table border="1"> <thead> <tr> <th colspan="3">OVERALL DIMENSIONS</th> <th colspan="3">SEAT DIMENSIONS</th> <th colspan="3">BACK DIMENSIONS</th> </tr> <tr> <th>W</th><th>D</th><th>H</th> <th>W</th><th>D</th><th>H</th> <th>W</th><th>H</th> </tr> </thead> <tbody> <tr> <td>IN 25.5</td><td>24</td><td>39.25</td> <td>20</td><td>17.5</td><td>16-21</td> <td>18.5</td><td>23</td> </tr> <tr> <td>MM 648</td><td>610</td><td>997</td> <td>508</td><td>445</td><td>406-533</td> <td>470</td><td>584</td> </tr> </tbody> </table>												OVERALL DIMENSIONS			SEAT DIMENSIONS			BACK DIMENSIONS			W	D	H	W	D	H	W	H	IN 25.5	24	39.25	20	17.5	16-21	18.5	23	MM 648	610	997	508	445	406-533	470	584
			OVERALL DIMENSIONS			SEAT DIMENSIONS			BACK DIMENSIONS																																						
			W	D	H	W	D	H	W	H																																					
			IN 25.5	24	39.25	20	17.5	16-21	18.5	23																																					
MM 648	610	997	508	445	406-533	470	584																																								
<p>RTA 2  1 per carton</p>																																															
 <p>mesh back</p> <p>HB Tilter Pedestal Base COM: 1 YD 0.91 M Unit weight: 43 LB 19.5 KG Carton weight: 55 LB 24.95 KG Carton volume: 10.5 FT³ 0.29 MT³</p>	 <p>ADJUSTMENTS (1) Tilt tension (2) Pneumatic seat height (8) Manual seat depth (9) Upright position tilt lock Center tilt action</p>	<p>Ergonomic features: A, B, C, E, H, M, N, Q, S, U</p>	<table border="1"> <thead> <tr> <th colspan="3">OVERALL DIMENSIONS</th> <th colspan="3">SEAT DIMENSIONS</th> <th colspan="3">BACK DIMENSIONS</th> </tr> <tr> <th>W</th><th>D</th><th>H</th> <th>W</th><th>D</th><th>H</th> <th>W</th><th>H</th> </tr> </thead> <tbody> <tr> <td>IN 25.5</td><td>24</td><td>41</td> <td>20</td><td>17.5</td><td>17-19</td> <td>18.5</td><td>23</td> </tr> <tr> <td>MM 648</td><td>610</td><td>1041</td> <td>508</td><td>445</td><td>432-483</td> <td>470</td><td>584</td> </tr> </tbody> </table>												OVERALL DIMENSIONS			SEAT DIMENSIONS			BACK DIMENSIONS			W	D	H	W	D	H	W	H	IN 25.5	24	41	20	17.5	17-19	18.5	23	MM 648	610	1041	508	445	432-483	470	584
			OVERALL DIMENSIONS			SEAT DIMENSIONS			BACK DIMENSIONS																																						
			W	D	H	W	D	H	W	H																																					
			IN 25.5	24	41	20	17.5	17-19	18.5	23																																					
MM 648	610	1041	508	445	432-483	470	584																																								
<p>RTA 2 1 per carton</p>																																															
 <p>mesh back</p> <p>HB Task COM: 1 YD 0.91 M Unit weight: 37 LB 16.8 KG Carton weight: 49 LB 22.23 KG Carton volume: 10.5 FT³ 0.29 MT³</p>	 <p>ADJUSTMENTS (2) Pneumatic seat height (8) Manual seat depth</p>	<p>Ergonomic features: C, E, M, N, U</p>	<table border="1"> <thead> <tr> <th colspan="3">OVERALL DIMENSIONS</th> <th colspan="3">SEAT DIMENSIONS</th> <th colspan="3">BACK DIMENSIONS</th> </tr> <tr> <th>W</th><th>D</th><th>H</th> <th>W</th><th>D</th><th>H</th> <th>W</th><th>H</th> </tr> </thead> <tbody> <tr> <td>IN 25.5</td><td>24</td><td>39.25</td> <td>20</td><td>17.5</td><td>17-22</td> <td>18.5</td><td>23</td> </tr> <tr> <td>MM 648</td><td>610</td><td>997</td> <td>508</td><td>445</td><td>432-559</td> <td>470</td><td>584</td> </tr> </tbody> </table>												OVERALL DIMENSIONS			SEAT DIMENSIONS			BACK DIMENSIONS			W	D	H	W	D	H	W	H	IN 25.5	24	39.25	20	17.5	17-22	18.5	23	MM 648	610	997	508	445	432-559	470	584
			OVERALL DIMENSIONS			SEAT DIMENSIONS			BACK DIMENSIONS																																						
			W	D	H	W	D	H	W	H																																					
			IN 25.5	24	39.25	20	17.5	17-22	18.5	23																																					
MM 648	610	997	508	445	432-559	470	584																																								
<p>RTA 2  1 per carton</p>																																															
 <p>mesh back</p> <p>HB Weight Sensing Synchro-Tilter COM: 1 YD 0.91 M Unit weight: 45 LB 20.5 KG Carton weight: 57 LB 25.85 KG Carton volume: 10.5 FT³ 0.29 MT³</p>	 <p>ADJUSTMENTS Automatic tilt tension (2) Pneumatic seat height (8) Sliding seat depth (9) Multi position tilt lock</p>	<p>Ergonomic features: A, B, C, E, H, L, M, N, Q, U</p>	<table border="1"> <thead> <tr> <th colspan="3">OVERALL DIMENSIONS</th> <th colspan="3">SEAT DIMENSIONS</th> <th colspan="3">BACK DIMENSIONS</th> </tr> <tr> <th>W</th><th>D</th><th>H</th> <th>W</th><th>D</th><th>H</th> <th>W</th><th>H</th> </tr> </thead> <tbody> <tr> <td>IN 25.5</td><td>24</td><td>40</td> <td>20</td><td>17-20</td><td>16.5-21.5</td> <td>18.5</td><td>23</td> </tr> <tr> <td>MM 648</td><td>610</td><td>1016</td> <td>508</td><td>432-508</td><td>419-546</td> <td>470</td><td>584</td> </tr> </tbody> </table>												OVERALL DIMENSIONS			SEAT DIMENSIONS			BACK DIMENSIONS			W	D	H	W	D	H	W	H	IN 25.5	24	40	20	17-20	16.5-21.5	18.5	23	MM 648	610	1016	508	432-508	419-546	470	584
			OVERALL DIMENSIONS			SEAT DIMENSIONS			BACK DIMENSIONS																																						
			W	D	H	W	D	H	W	H																																					
			IN 25.5	24	40	20	17-20	16.5-21.5	18.5	23																																					
MM 648	610	1016	508	432-508	419-546	470	584																																								
<p>RTA 2  1 per carton</p>																																															

DESCRIPTION	FEATURES	MODEL #	STANDARD TEXTILE GRADES													
			1	2	3	4	5	6	7	8	9	10	11	12		
 <p>mesh back</p> <p>MB Synchro-Tilter w/Back Angle Adj. COM: 1 YD 0.91 M Unit weight: 46 LB 20.9 KG Carton weight: 58 LB 26.31 KG Carton volume: 10.5 FT³ 0.29 MT³</p>	 <p>ADJUSTMENTS (1) Tilt tension (2) Pneumatic seat height (3) Back angle (8) Sliding seat depth (9) Multi position tilt lock Synchro tilt action</p> <p>Ergonomic features: A, B, C, E, G, H, L, M, N, Q, U</p>	6322-0	1041	1073	1100	1131	1182	1229	1276	1317	1368	1416	1481	1573		
		OVERALL DIMENSIONS			SEAT DIMENSIONS			BACK DIMENSIONS								
		W	D	H	W	D	H	W	H							
		IN 25.5 MM 648	24 610	39.5 1003	20 508	17-20 432-508	17.5-22.5 445-572	18.5 470	21 533							
			RTA 2		1 per carton											
 <p>mesh back</p> <p>MB Multi-Tilter COM: 1 YD 0.91 M Unit weight: 48 LB 21.8 KG Carton weight: 60 LB 27.22 KG Carton volume: 10.5 FT³ 0.29 MT³</p>	 <p>ADJUSTMENTS (1) Tilt tension (2) Pneumatic seat height (3) Back angle (4) Seat angle (8) Sliding seat depth (9) Infinite position tilt lock</p> <p>Ergonomic features: A, B, C, E, F, G, H, M, N, Q, S, U</p>	6322-3	1041	1073	1100	1131	1182	1229	1276	1317	1368	1416	1481	1573		
		OVERALL DIMENSIONS			SEAT DIMENSIONS			BACK DIMENSIONS								
		W	D	H	W	D	H	W	H							
		IN 25.5 MM 648	24 610	39 991	20 508	17-20 432-508	17.25-22.25 438-565	18.5 470	21 533							
			RTA 2		1 per carton											
 <p>mesh back</p> <p>MB Tilter COM: 1 YD 0.91 M Unit weight: 40 LB 18.2 KG Carton weight: 52 LB 23.59 KG Carton volume: 10.5 FT³ 0.29 MT³</p>	 <p>ADJUSTMENTS (1) Tilt tension (2) Pneumatic seat height (8) Manual seat depth (9) Upright position tilt lock Center tilt action</p> <p>Ergonomic features: A, B, C, E, H, M, N, Q, S, U</p>	6322-4	1003	1035	1062	1093	1144	1191	1238	1279	1330	1378	1443	1535		
		OVERALL DIMENSIONS			SEAT DIMENSIONS			BACK DIMENSIONS								
		W	D	H	W	D	H	W	H							
		IN 25.5 MM 648	24 610	37.5 953	20 508	17.5 445	16-21 406-533	18.5 470	21 533							
			RTA 2		1 per carton											
 <p>mesh back</p> <p>MB Tilter Pedestal Base COM: 1 YD 0.91 M Unit weight: 41 LB 18.6 KG Carton weight: 53 LB 24.04 KG Carton volume: 10.5 FT³ 0.29 MT³</p>	 <p>ADJUSTMENTS (1) Tilt tension (2) Pneumatic seat height (8) Manual seat depth (9) Upright position tilt lock Center tilt action</p> <p>Ergonomic features: A, B, C, E, H, M, N, Q, S, U</p>	6322-4PB	1230	1262	1289	1320	1371	1418	1465	1506	1557	1605	1670	1762		
		OVERALL DIMENSIONS			SEAT DIMENSIONS			BACK DIMENSIONS								
		W	D	H	W	D	H	W	H							
		IN 25.5 MM 648	24 610	39 991	20 508	17.5 445	17-19 432-483	18.5 470	21 533							
			RTA 2	1 per carton												
 <p>mesh back</p> <p>MB Task COM: 1 YD 0.91 M Unit weight: 35 LB 15.9 KG Carton weight: 47 LB 21.32 KG Carton volume: 10.5 FT³ 0.29 MT³</p>	 <p>ADJUSTMENTS (2) Pneumatic seat height (8) Manual seat depth</p> <p>Ergonomic features: C, E, M, N, Q, U</p>	6322-6	877	909	936	967	1018	1065	1112	1153	1204	1252	1317	1409		
		OVERALL DIMENSIONS			SEAT DIMENSIONS			BACK DIMENSIONS								
		W	D	H	W	D	H	W	H							
		IN 25.5 MM 648	24 610	37.5 953	20 508	17.5 445	17-22 432-559	18.5 470	21 533							
			RTA 2		1 per carton											
 <p>mesh back</p> <p>MB Weight Sensing Synchro-Tilter COM: 1 YD 0.91 M Unit weight: 43 LB 19.5 KG Carton weight: 55 LB 24.95 KG Carton volume: 10.5 FT³ 0.29 MT³</p>	 <p>ADJUSTMENTS Automatic tilt tension (2) Pneumatic seat height (8) Sliding seat depth (9) Multi position tilt lock</p> <p>Ergonomic features: A, B, C, E, H, L, M, N, Q, U</p>	6322-8	1041	1073	1100	1131	1182	1229	1276	1317	1368	1416	1481	1573		
		OVERALL DIMENSIONS			SEAT DIMENSIONS			BACK DIMENSIONS								
		W	D	H	W	D	H	W	H							
		IN 25.5 MM 648	24 610	38 965	20 508	17-20 432-508	16.5-21.5 419-546	18.5 470	21 533							
			RTA 2		1 per carton											

DESCRIPTION	FEATURES	MODEL #	STANDARD TEXTILE GRADES													
			1	2	3	4	5	6	7	8	9	10	11	12		
 <p>mesh back</p> <p>MB Task - Armless COM: 1 YD 0.91 M Unit weight: 29 LB 13.2 KG Carton weight: 41 LB 18.6 KG Carton volume: 10.5 FT³ 0.29 MT³</p>	 <p>ADJUSTMENTS (2) Pneumatic seat height (8) Manual seat depth</p> <p>Ergonomic features: C, E, M, N, U</p>	6323-6	705	737	764	795	846	893	940	981	1032	1080	1145	1237		
		OVERALL DIMENSIONS			SEAT DIMENSIONS			BACK DIMENSIONS								
		W	D	H	W	D	H	W	H							
		IN 20 MM 508	24 610	37.5 953	20 508	17.5 445	17-22 432-559	18.5 470	21 533							
			RTA 2		1 per carton											
 <p>mesh back</p> <p>MB Stool - Task Armless COM: 1 YD 0.91 M Unit weight: 32 LB 14.5 KG Carton weight: 44 LB 19.96 KG Carton volume: 10.5 FT³ 0.29 MT³</p>	 <p>ADJUSTMENTS (2) Pneumatic seat height (8) Manual seat depth 20" diameter Chrome footrest</p> <p>Ergonomic features: C, E, M, N, U</p>	6327-6	922	954	981	1012	1063	1110	1157	1198	1249	1297	1362	1454		
		OVERALL DIMENSIONS			SEAT DIMENSIONS			BACK DIMENSIONS								
		W	D	H	W	D	H	W	H							
		IN 20 MM 508	24 610	48 1219	20 508	17.5 445	23.5-33.5 597-851	18.5 470	21 533							
			RTA 2		1 per carton											
 <p>mesh back</p> <p>MB Stool - Task COM: 1 YD 0.91 M Unit weight: 38 LB 17.3 KG Carton weight: 50 LB 22.68 KG Carton volume: 10.5 FT³ 0.29 MT³</p>	 <p>ADJUSTMENTS (2) Pneumatic seat height (8) Manual seat depth</p> <p>Ergonomic features: C, E, H, M, N, Q, U</p>	6328-6	1094	1126	1153	1184	1235	1282	1329	1370	1421	1469	1534	1626		
		OVERALL DIMENSIONS			SEAT DIMENSIONS			BACK DIMENSIONS								
		W	D	H	W	D	H	W	H							
		IN 25.5 MM 648	24 610	48 1219	20 508	17.5 445	23.5-33.5 597-851	18.5 470	21 533							
			RTA 2		1 per carton											
 <p>upholstered back, standard seat</p> <p>HB Synchro-Tilter w/Back Angle Adj. COM: 1.25 YD 1.14 M Unit weight: 49 LB 22.3 KG Carton weight: 61 LB 27.67 KG Carton volume: 10.5 FT³ 0.29 MT³</p>	 <p>ADJUSTMENTS (1) Tilt tension (2) Pneumatic seat height (3) Back angle (8) Sliding seat depth (9) Multi position tilt lock Synchro tilt action</p> <p>Ergonomic features: A, B, C, E, G, H, L, M, N, Q, U</p>	6331-0	1100	1140	1174	1213	1276	1335	1394	1445	1509	1569	1650	1765		
		6331-0MO	1162	1226	1280	1342	1444	1538	1632	1714	1816	1912	2042	2226		
		OVERALL DIMENSIONS			SEAT DIMENSIONS			BACK DIMENSIONS								
		W	D	H	W	D	H	W	H							
IN 25.5 MM 648	24 610	41.5 1054	20 508	17-20 432-508	17.5-22.5 445-572	18.5 470	23 584									
			RTA 2		1 per carton											
 <p>upholstered back, standard seat</p> <p>HB Multi-Tilter COM: 1.25 YD 1.14 M Unit weight: 51 LB 23.2 KG Carton weight: 63 LB 28.58 KG Carton volume: 10.5 FT³ 0.29 MT³</p>	 <p>ADJUSTMENTS (1) Tilt tension (2) Pneumatic seat height (3) Back angle (4) Seat angle (8) Sliding seat depth (9) Infinite position tilt lock</p> <p>Ergonomic features: A, B, C, E, F, G, H, M, N, Q, S, U</p>	6331-3	1100	1140	1174	1213	1276	1335	1394	1445	1509	1569	1650	1765		
		6331-3MO	1162	1226	1280	1342	1444	1538	1632	1714	1816	1912	2042	2226		
		OVERALL DIMENSIONS			SEAT DIMENSIONS			BACK DIMENSIONS								
		W	D	H	W	D	H	W	H							
IN 25.5 MM 648	24 610	41 1041	20 508	17-20 432-508	17.25-22.25 438-565	18.5 470	23 584									
			RTA 2		1 per carton											

DESCRIPTION	FEATURES	MODEL #	STANDARD TEXTILE GRADES												
			1	2	3	4	5	6	7	8	9	10	11	12	
 <p>upholstered back, standard seat</p> <p>HB Tilter COM: 1.25 YD 1.14 M Unit weight: 43 LB 19.5 KG Carton weight: 55 LB 24.95 KG Carton volume: 10.5 FT³ 0.29 MT³</p>	 <p>ADJUSTMENTS (1) Tilt tension (2) Pneumatic seat height (8) Manual seat depth (9) Upright position tilt lock Center tilt action</p> <p>Ergonomic features: A, B, C, E, H, M, N, Q, S, U</p>	6331-4	1063	1103	1137	1176	1239	1298	1357	1408	1472	1532	1613	1728	
		6331-4MO	1122	1186	1240	1302	1404	1498	1592	1674	1776	1872	2002	2186	
		OVERALL DIMENSIONS	W	D	H	SEAT DIMENSIONS			BACK DIMENSIONS						
		IN	25.5	24	39.25	20	17.5	16-21	18.5	23					
MM	648	610	997	508	445	406-533	470	584							
				RTA 2		1 per carton									
 <p>upholstered back, standard seat</p> <p>HB Tilter Pedestal Base COM: 1.25 YD 1.14 M Unit weight: 44 LB 20 KG Carton weight: 56 LB 25.4 KG Carton volume: 10.5 FT³ 0.29 MT³</p>	 <p>ADJUSTMENTS (1) Tilt tension (2) Pneumatic seat height (8) Manual seat depth (9) Upright position tilt lock Center tilt action</p> <p>Ergonomic features: A, B, C, E, H, M, N, Q, S, U</p>	6331-4PB	1291	1331	1364	1404	1468	1526	1585	1636	1700	1760	1841	1956	
		OVERALL DIMENSIONS	W	D	H	SEAT DIMENSIONS			BACK DIMENSIONS						
		IN	25.5	24	39.25	20	17.5	17-19	18.5	23					
		MM	648	610	997	508	445	432-483	470	584					
				RTA 2		1 per carton									
 <p>upholstered back, standard seat</p> <p>HB Task COM: 1.25 YD 1.14 M Unit weight: 37 LB 16.8 KG Carton weight: 49 LB 22.33 KG Carton volume: 10.5 FT³ 0.29 MT³</p>	 <p>ADJUSTMENTS (2) Pneumatic seat height (8) Manual seat depth</p> <p>Ergonomic features: C, E, M, N, U</p>	6331-6	937	977	1011	1050	1113	1172	1231	1282	1346	1406	1487	1602	
		6331-6MO	1000	1064	1118	1180	1282	1376	1470	1552	1654	1750	1880	2064	
		OVERALL DIMENSIONS	W	D	H	SEAT DIMENSIONS			BACK DIMENSIONS						
		IN	25.5	24	39.25	20	17.5	17-22	18.5	23					
MM	648	610	997	508	445	432-559	470	584							
				RTA 2		1 per carton									
 <p>upholstered back, standard seat</p> <p>HB Weight Sensing Synchro-Tilter COM: 1.25 YD 1.14 M Unit weight: 46 LB 20.9 KG Carton weight: 58 LB 26.31 KG Carton volume: 10.5 FT³ 0.29 MT³</p>	 <p>ADJUSTMENTS Automatic tilt tension (2) Pneumatic seat height (8) Sliding seat depth (9) Multi position tilt lock</p> <p>Ergonomic features: A, B, C, E, H, L, M, N, Q, U</p>	6331-8	1100	1140	1174	1213	1276	1335	1394	1445	1509	1569	1650	1765	
		6331-8MO	1162	1226	1280	1342	1444	1538	1632	1714	1816	1912	2042	2226	
		OVERALL DIMENSIONS	W	D	H	SEAT DIMENSIONS			BACK DIMENSIONS						
		IN	25.5	24	40	20	17-20	16.5-21.5	18.5	23					
MM	648	610	1016	508	432-508	419-546	470	584							
				RTA 2		1 per carton									
 <p>upholstered back, standard seat</p> <p>MB Synchro-Tilter w/Back Angle Adj. COM: 1.25 YD 1.14 M Unit weight: 47 LB 21.4 KG Carton weight: 59 LB 26.76 KG Carton volume: 10.5 FT³ 0.29 MT³</p>	 <p>ADJUSTMENTS (1) Tilt tension (2) Pneumatic seat height (3) Back angle (8) Sliding seat depth (9) Multi position tilt lock Synchro tilt action</p> <p>Ergonomic features: A, B, C, E, G, H, L, M, N, Q, U</p>	6332-0	1041	1081	1115	1154	1217	1276	1335	1386	1450	1510	1591	1706	
		6332-0MO	1100	1164	1218	1280	1382	1476	1570	1652	1754	1850	1980	2164	
		OVERALL DIMENSIONS	W	D	H	SEAT DIMENSIONS			BACK DIMENSIONS						
		IN	25.5	24	39.5	20	17-20	17.5-22.5	18.5	21					
MM	648	610	1003	508	432-508	445-572	470	533							
				RTA 2		1 per carton									

DESCRIPTION	FEATURES	MODEL #	STANDARD TEXTILE GRADES													
			1	2	3	4	5	6	7	8	9	10	11	12		
 <p>upholstered back, standard seat</p> <p>MB Multi-Tilter COM: 1.25 YD 1.14 M Unit weight: 49 LB 22.3 KG Carton weight: 61 LB 27.67 KG Carton volume: 10.5 FT³ 0.29 MT³</p>	 <p>ADJUSTMENTS (1) Tilt tension (2) Pneumatic seat height (3) Back angle (4) Seat angle (8) Sliding seat depth (9) Infinite position tilt lock</p>	6332-3	1041	1081	1115	1154	1217	1276	1335	1386	1450	1510	1591	1706		
		6332-3MO	1100	1164	1218	1280	1382	1476	1570	1652	1754	1850	1980	2164		
		OVERALL DIMENSIONS			SEAT DIMENSIONS			BACK DIMENSIONS								
		IN	25.5	24	39	20	17-20	17.25-22.25	18.5	21						
MM	648	610	991	508	432-508	438-565	470	533								
				RTA 2		1 per carton										
 <p>upholstered back, standard seat</p> <p>MB Tilter COM: 1.25 YD 1.14 M Unit weight: 41 LB 18.6 KG Carton weight: 53 LB 24.04 KG Carton volume: 10.5 FT³ 0.29 MT³</p>	 <p>ADJUSTMENTS (1) Tilt tension (2) Pneumatic seat height (8) Manual seat depth (9) Upright position tilt lock Center tilt action</p>	6332-4	1003	1043	1077	1116	1179	1238	1297	1348	1412	1472	1553	1668		
		6332-4MO	1063	1127	1181	1243	1345	1439	1533	1615	1717	1813	1943	2127		
		OVERALL DIMENSIONS			SEAT DIMENSIONS			BACK DIMENSIONS								
		IN	25.5	24	37.5	20	17.5	16-21	18.5	21						
MM	648	610	953	508	445	406-533	470	533								
				RTA 2		1 per carton										
 <p>upholstered back, standard seat</p> <p>MB Tilter Pedestal Base COM: 1.25 YD 1.14 M Unit weight: 42 LB 19.1 KG Carton weight: 54 LB 24.49 KG Carton volume: 10.5 FT³ 0.29 MT³</p>	 <p>ADJUSTMENTS (1) Tilt tension (2) Pneumatic seat height (8) Manual seat depth (9) Upright position tilt lock Center tilt action</p>	6332-4PB	1230	1270	1303	1343	1407	1465	1524	1575	1639	1699	1780	1895		
		OVERALL DIMENSIONS			SEAT DIMENSIONS			BACK DIMENSIONS								
		IN	25.5	24	39	20	17.5	17-19	18.5	21						
		MM	648	610	991	508	445	432-483	470	533						
				RTA 2	1 per carton											
 <p>upholstered back, standard seat</p> <p>MB Task COM: 1.25 YD 1.14 M Unit weight: 36 LB 16.4 KG Carton weight: 48 LB 21.77 KG Carton volume: 10.5 FT³ 0.29 MT³</p>	 <p>ADJUSTMENTS (2) Pneumatic seat height (8) Manual seat depth</p>	6332-6	877	917	951	990	1053	1112	1171	1222	1286	1346	1427	1542		
		6332-6MO	937	1001	1055	1117	1219	1313	1407	1489	1591	1687	1817	2001		
		OVERALL DIMENSIONS			SEAT DIMENSIONS			BACK DIMENSIONS								
		IN	25.5	24	37.5	20	17.5	17-22	18.5	21						
MM	648	610	953	508	445	432-559	470	533								
				RTA 2		1 per carton										
 <p>upholstered back, standard seat</p> <p>MB Weight Sensing Synchro-Tilter COM: 1.25 YD 1.14 M Unit weight: 44 LB 20 KG Carton weight: 56 LB 25.4 KG Carton volume: 10.5 FT³ 0.29 MT³</p>	 <p>ADJUSTMENTS Automatic tilt tension (2) Pneumatic seat height (8) Sliding seat depth (9) Multi position tilt lock</p>	6332-8	1041	1081	1115	1154	1217	1276	1335	1386	1450	1510	1591	1706		
		6332-8MO	1100	1164	1218	1280	1382	1476	1570	1652	1754	1850	1980	2164		
		OVERALL DIMENSIONS			SEAT DIMENSIONS			BACK DIMENSIONS								
		IN	25.5	24	38	20	17-20	16.5-21.5	18.5	21						
MM	648	610	965	508	432-508	419-546	470	533								
				RTA 2		1 per carton										

DESCRIPTION	FEATURES	MODEL #	STANDARD TEXTILE GRADES											
			1	2	3	4	5	6	7	8	9	10	11	12
 <p>upholstered back, standard seat</p> <p>MB Task - Armless COM: 1.25 YD 1.14 M Unit weight: 30 LB 13.6 KG Carton weight: 42 LB 19.05 KG Carton volume: 10.5 FT³ 0.29 MT³</p>	 <p>ADJUSTMENTS (2) Pneumatic seat height (8) Manual seat depth</p> <p>Ergonomic features: C, E, M, N, U</p>	6333-6	705	745	779	818	881	940	999	1050	1114	1174	1255	1370
		6333-6MO	766	830	884	946	1048	1142	1236	1318	1420	1516	1646	1830
		OVERALL DIMENSIONS			SEAT DIMENSIONS			BACK DIMENSIONS						
		W	D	H	W	D	H	W	H					
IN 20	24	37.5	20	17.5	17-22	18.5	21							
MM 508	610	953	508	445	432-559	470	533							
		RTA 2		1 per carton										
 <p>upholstered back, standard seat</p> <p>MB Stool - Armless Task COM: 1.25 YD 1.14 M Unit weight: 33 LB 15 KG Carton weight: 45 LB 20.41 KG Carton volume: 10.5 FT³ 0.29 MT³</p>	 <p>ADJUSTMENTS (2) Pneumatic seat height (8) Manual seat depth 20" diameter Chrome footrest</p> <p>Ergonomic features: C, E, M, N, U</p>	6337-6	922	962	996	1035	1098	1157	1216	1267	1331	1391	1472	1587
		6337-6MO	983	1047	1101	1163	1265	1359	1453	1535	1637	1733	1863	2047
		OVERALL DIMENSIONS			SEAT DIMENSIONS			BACK DIMENSIONS						
		W	D	H	W	D	H	W	H					
IN 20	24	48	20	17.5	23.5-33.5	18.5	21							
MM 508	610	1219	508	445	597-851	470	533							
		RTA 2		1 per carton										
 <p>upholstered back, standard seat</p> <p>MB Stool - Task COM: 1.25 YD 1.14 M Unit weight: 39 LB 17.7 KG Carton weight: 51 LB 23.13 KG Carton volume: 10.5 FT³ 0.29 MT³</p>	 <p>ADJUSTMENTS (2) Pneumatic seat height (8) Manual seat depth 20" diameter Chrome footrest</p> <p>Ergonomic features: C, E, H, M, N, Q, U</p>	6338-6	1094	1134	1168	1207	1270	1329	1388	1439	1503	1563	1644	1759
		6338-6MO	1154	1218	1272	1334	1436	1530	1624	1706	1808	1904	2034	2218
		OVERALL DIMENSIONS			SEAT DIMENSIONS			BACK DIMENSIONS						
		W	D	H	W	D	H	W	H					
IN 25.5	24	48	20	17.5	23.5-33.5	18.5	21							
MM 648	610	1219	508	445	597-851	470	533							
		RTA 2		1 per carton										
 <p>Lumbar Pad Kit for Vion COM: N/A Unit weight: 0.5 LB 0.2 KG Carton weight: 1.5 LB 0.68 KG Carton volume: 0.5 FT³ 0.01 MT³</p>	List price		6339	33										
	OVERALL DIMENSIONS			SEAT DIMENSIONS			BACK DIMENSIONS							
	W	D	H	W	D	H	W	H						
	IN 10.25	3.5	5.25	-	-	-	-	-						
MM 260	89	133	-	-	-	-	-							
		RTA 00		1 per carton										

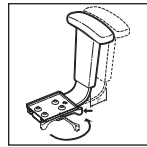
YORKDALE



model 2340-3



model 2343-6



Vari-Width (WA) width adjustable arm extensions are standard when chair is ordered with adjustable arms.

STANDARD FEATURES

- Advanced ergonomic design for increased comfort and productivity.
- Standard with height adjustable T-arms with curved urethane armcaps (3N) in Black only.
- All models are standard with a five prong, injection molded base.
- Base and frame are available in Black only.
- All models are shipped partially KD.
- Yorkdale heavy duty models can be found under the Heavy Duty section (page 340).
- Dual wheel carpet casters (C65) are standard.
- Upholstery options: fabric or vinyl only. When upholstered in vinyl, models may feature stitch detail across the seat and/or back cushions and the outside back will be attached with decorative screws.

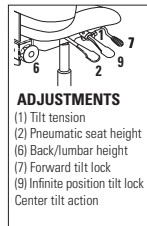
OPTIONAL FEATURES

- Optional sliding seat depth adjustment is available, please specify (MDB). Add \$32.
- Seat available in molded foam, please specify (MLB). Add \$35.
- For hard surface flooring casters, please specify (C65R). Add \$21.
- For additional arm/caster options, please refer to the Arm and Caster section (page 353). *Optional casters may be priced higher than the standard casters for your chair and the difference will be charged. Lower priced optional casters will not be credited.*

DESCRIPTION FEATURES MODEL # STANDARD TEXTILE GRADES



HB Multi-Tilter w/Forward Seat Tilt
COM: 1.75 YD | 1.6 M
Unit weight: 44 LB | 20 KG
Carton weight: 48 LB | 21.77 KG
Carton volume: 9.75 FT³ | 0.27 MT³



Ergonomic features:
A, B, C, D, F, G, H, M, N, Q, S

MODEL #	1	2	3	4	5	6	7	8	9	10	11	12
2330	809	865	912	967	1056	1138	1220	1292	1381	1465	1579	1740

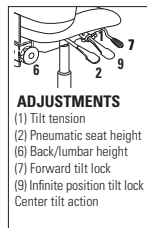
	OVERALL DIMENSIONS			SEAT DIMENSIONS			BACK DIMENSIONS	
	W	D	H	W	D	H	W	H

IN	24	25	42	20.5	17.5	17.5-21.5	19	21.5-24
MM	610	635	1067	521	445	445-546	483	546-610

RTA 2 1 per carton



LB Multi-Tilter
COM: 1.5 YD | 1.37 M
Unit weight: 42 LB | 19.1 KG
Carton weight: 46 LB | 20.87 KG
Carton volume: 9.75 FT³ | 0.27 MT³



Ergonomic features:
A, B, C, D, F, G, H, M, N, Q, S

MODEL #	1	2	3	4	5	6	7	8	9	10	11	12
2331	750	798	839	885	962	1032	1103	1164	1241	1313	1410	1548

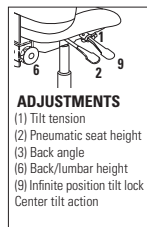
	OVERALL DIMENSIONS			SEAT DIMENSIONS			BACK DIMENSIONS	
	W	D	H	W	D	H	W	H

IN	24	25	36	20.5	17.5	17.5-21.5	19	15.5-18
MM	610	635	914	521	445	445-546	483	394-457

RTA 2 1 per carton



HB Multi-Tilter
COM: 1.75 YD | 1.6 M
Unit weight: 42 LB | 19.1 KG
Carton weight: 46 LB | 20.87 KG
Carton volume: 9.75 FT³ | 0.27 MT³



Ergonomic features:
A, B, C, D, F, G, H, M, N, Q, S

MODEL #	1	2	3	4	5	6	7	8	9	10	11	12
2340-3	770	826	873	928	1017	1099	1181	1253	1342	1426	1540	1701

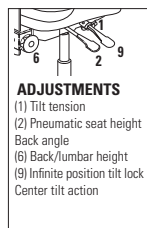
	OVERALL DIMENSIONS			SEAT DIMENSIONS			BACK DIMENSIONS	
	W	D	H	W	D	H	W	H

IN	24	25	42.5	20.5	17	16.5-21.5	19	21.5-24
MM	610	635	1080	521	432	419-546	483	546-610

RTA 2 1 per carton



LB Multi-Tilter w/Forward Seat Tilt
COM: 1.5 YD | 1.37 M
Unit weight: 40 LB | 18.2 KG
Carton weight: 44 LB | 19.96 KG
Carton volume: 9.75 FT³ | 0.27 MT³




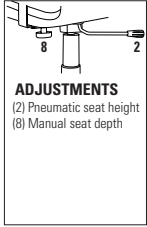


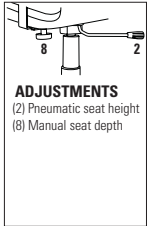

Ergonomic features:
A, B, C, D, F, G, H, M, N, Q, S

MODEL #	1	2	3	4	5	6	7	8	9	10	11	12
2341-3	711	759	800	846	923	993	1064	1125	1202	1274	1371	1509

























	OVERALL DIMENSIONS			SEAT DIMENSIONS			BACK DIMENSIONS	
	W	D	H	W	D	H	W	H

IN	24	25	36.5	20.5	17	16.5-21.5	19	15.5-18
MM	610	635	927	521	432	419-546	483	394-457




















RTA 2 1 per carton

DESCRIPTION	FEATURES	MODEL #	STANDARD TEXTILE GRADES												
			1	2	3	4	5	6	7	8	9	10	11	12	
 <p>LB Task w/3N Arms COM: 1.5 YD 1.37 M Unit weight: 33 LB 15 KG Carton weight: 36 LB 16.33 KG Carton volume: 7 FT³ 0.19 MT³</p>	 <p>ADJUSTMENTS (2) Pneumatic seat height (8) Manual seat depth</p>	2341-6	528	576	617	663	740	810	881	942	1019	1091	1188	1326	
			OVERALL DIMENSIONS			SEAT DIMENSIONS			BACK DIMENSIONS						
			W	D	H	W	D	H	W	H					
			IN 24	23.5	38	20.5	16-17.5	17-22	19	19					
			MM 610	597	965	521	406-445	432-559	483	483					
			RTA 2		1 per carton										
 <p>LB Task Armless COM: 1.5 YD 1.37 M Unit weight: 27 LB 12.3 KG Carton weight: 30 LB 13.61 KG Carton volume: 5.5 FT³ 0.15 MT³</p>	 <p>ADJUSTMENTS (2) Pneumatic seat height (8) Manual seat depth</p>	2343-6	415	463	504	550	627	697	768	829	906	978	1075	1213	
			OVERALL DIMENSIONS			SEAT DIMENSIONS			BACK DIMENSIONS						
			W	D	H	W	D	H	W	H					
			IN 21	23.5	38	20.5	16-17.5	17-22	19	19					
			MM 533	597	965	521	406-445	432-559	483	483					
			RTA 2		1 per carton										

multi-purpose

 Bakhita114	 Enterprise.....26	 Key155
 Beach117	 Erin149	 Layne.....156
 Beam Seating.....118	 Factor150	 Lite158
 Caprice126	 File Buddy.....151	 Locust.....162
 Chap128	 Flap152	 Malaga.....53
 Comet.....130	 Granada Deluxe39	 Marche.....163
 Diplomat.....132	 Islands.....154	 Mayne.....165
 Duet.....133	 Kate.....274	 ML.....277

multi-purpose

 Moda.....166	 Sonic186	 Tye.....101
 ObusForme Comfort.....62	 Spritz.....201	 Vion.....218
 Popcorn169	 Spyker205	 Zoma224
 Rebound174	 Stream206	
 Roma Nester178	 Supra.....85	
 Sas180	 Synopsis.....90	
 Sidero.....182	 Traditional93	
 Solo.....75	 Twilight214	

BAKHITA



model 6750



model 6753



model 6754








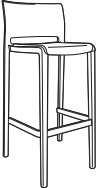


model 6785

STANDARD FEATURES

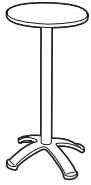
- A comfortable, high quality, lightweight, stacking chair that is incredibly strong and durable.
- Bakhita is an all polymer chair intended for use indoors or outdoors. Products must be stored inside during extreme and inclement weather. See Global's Outdoor Furniture warranty for additional information.
- Weather resistant, UV resistant, stain resistant and will not rust (no metal components or hardware).
- Standard height, poly seat & back chair models (6750, 6751) are suitable for use in MRI rooms.
- Chairs are simultaneously molded with two different materials. Inside is a structural nylon frame for strength. Outside is a durable polypropylene light fast compound.
- Upholstered seats will only fit on a frame made for this purpose, it is not possible to add an upholstered seat onto an existing all plastic chair in the field.
- Upholstered seats are fixed and non-removable.
- Chair legs are equipped with translucent non-marking glides as standard. Suitable for both carpet and hard surface flooring.
- Upholstery options: fabric, vinyl or leather. Vinyl and leather models may feature stitch detail across the seat and/or back cushions, if applicable.
- For outdoor use we recommend marine grade vinyls or Sunbrella fabrics with UV resistance.
- Chairs are available in 3 plastic colors: Alloy (ALY), Char (CHA) and Milk (MLK).
- Tables are available in seated or bar height and are suitable for outdoor use.
- Tables are standard with a Silver base and Milk (MLK) top.

	Bakhita Chair Stacking Capability	
	Stacking on dolly	Stacking on floor
Armless		
6751, 6753	up to 12 high	up to 8 high
6754, 6755	N/A	up to 4 high
With Arms		
6750, 6752	up to 10 high	up to 8 high

DESCRIPTION	FEATURES	MODEL #	STANDARD TEXTILE GRADES																																			
 <p>Armchair Poly Seat & Back COM: N/A Unit weight: 12 LB 5.5 KG Carton weight: 14.25 LB 6.46 KG Carton volume: 13.5 FT³ 0.38 MT³</p>	<p>Stacks 8 high on floor. Stacks 10 high on dolly.</p>	<p>List price</p> <p>6750 340</p>																																				
		<table border="1"> <thead> <tr> <th rowspan="2"></th> <th colspan="3">OVERALL DIMENSIONS</th> <th colspan="3">SEAT DIMENSIONS</th> <th colspan="2">BACK DIMENSIONS</th> </tr> <tr> <th>W</th> <th>D</th> <th>H</th> <th>W</th> <th>D</th> <th>H</th> <th>W</th> <th>H</th> </tr> </thead> <tbody> <tr> <td>IN</td> <td>22.5</td> <td>21</td> <td>31.5</td> <td>16</td> <td>16</td> <td>17.25</td> <td>17</td> <td>14.5</td> </tr> <tr> <td>MM</td> <td>572</td> <td>533</td> <td>800</td> <td>406</td> <td>406</td> <td>438</td> <td>432</td> <td>368</td> </tr> </tbody> </table> <p>RTA 00 4 per carton (pricing and specifications are for one chair)</p>		OVERALL DIMENSIONS			SEAT DIMENSIONS			BACK DIMENSIONS		W	D	H	W	D	H	W	H	IN	22.5	21	31.5	16	16	17.25	17	14.5	MM	572	533	800	406	406	438	432	368	
				OVERALL DIMENSIONS			SEAT DIMENSIONS			BACK DIMENSIONS																												
W	D		H	W	D	H	W	H																														
IN	22.5	21	31.5	16	16	17.25	17	14.5																														
MM	572	533	800	406	406	438	432	368																														
<p>List price</p> <p>6751 306</p>																																						
 <p>Armless Chair Poly Seat & Back COM: N/A Unit weight: 11 LB 5 KG Carton weight: 13 LB 5.9 KG Carton volume: 11.5 FT³ 0.32 MT³</p>	<p>Stacks 8 high on floor. Stacks 12 high on dolly.</p>	<p>List price</p> <p>6751 306</p>																																				
		<table border="1"> <thead> <tr> <th rowspan="2"></th> <th colspan="3">OVERALL DIMENSIONS</th> <th colspan="3">SEAT DIMENSIONS</th> <th colspan="2">BACK DIMENSIONS</th> </tr> <tr> <th>W</th> <th>D</th> <th>H</th> <th>W</th> <th>D</th> <th>H</th> <th>W</th> <th>H</th> </tr> </thead> <tbody> <tr> <td>IN</td> <td>18</td> <td>21</td> <td>31.5</td> <td>16</td> <td>16</td> <td>17.25</td> <td>17</td> <td>14.5</td> </tr> <tr> <td>MM</td> <td>457</td> <td>533</td> <td>800</td> <td>406</td> <td>406</td> <td>438</td> <td>432</td> <td>368</td> </tr> </tbody> </table> <p>RTA 00 4 per carton (pricing and specifications are for one chair)</p>		OVERALL DIMENSIONS			SEAT DIMENSIONS			BACK DIMENSIONS		W	D	H	W	D	H	W	H	IN	18	21	31.5	16	16	17.25	17	14.5	MM	457	533	800	406	406	438	432	368	
				OVERALL DIMENSIONS			SEAT DIMENSIONS			BACK DIMENSIONS																												
W	D		H	W	D	H	W	H																														
IN	18	21	31.5	16	16	17.25	17	14.5																														
MM	457	533	800	406	406	438	432	368																														
<table border="1"> <thead> <tr> <th></th> <th>1</th> <th>2</th> <th>3</th> <th>4</th> <th>5</th> <th>6</th> <th>7</th> <th>8</th> <th>9</th> <th>10</th> <th>11</th> <th>12</th> </tr> </thead> <tbody> <tr> <td>6752</td> <td>410</td> <td>434</td> <td>454</td> <td>478</td> <td>516</td> <td>551</td> <td>586</td> <td>617</td> <td>655</td> <td>691</td> <td>740</td> <td>809</td> </tr> </tbody> </table>		1	2	3	4	5	6	7	8	9	10	11	12	6752	410	434	454	478	516	551	586	617	655	691	740	809												
	1	2	3	4	5	6	7	8	9	10	11	12																										
6752	410	434	454	478	516	551	586	617	655	691	740	809																										
<table border="1"> <thead> <tr> <th rowspan="2"></th> <th colspan="3">OVERALL DIMENSIONS</th> <th colspan="3">SEAT DIMENSIONS</th> <th colspan="2">BACK DIMENSIONS</th> </tr> <tr> <th>W</th> <th>D</th> <th>H</th> <th>W</th> <th>D</th> <th>H</th> <th>W</th> <th>H</th> </tr> </thead> <tbody> <tr> <td>IN</td> <td>22.5</td> <td>21</td> <td>31.5</td> <td>16</td> <td>16</td> <td>18</td> <td>17</td> <td>14.5</td> </tr> <tr> <td>MM</td> <td>572</td> <td>533</td> <td>800</td> <td>406</td> <td>406</td> <td>457</td> <td>432</td> <td>368</td> </tr> </tbody> </table> <p>RTA 00 3 per carton (pricing and specifications are for one chair)</p>		OVERALL DIMENSIONS			SEAT DIMENSIONS			BACK DIMENSIONS		W	D	H	W	D	H	W	H	IN	22.5	21	31.5	16	16	18	17	14.5	MM	572	533	800	406	406	457	432	368			
		OVERALL DIMENSIONS			SEAT DIMENSIONS			BACK DIMENSIONS																														
	W	D	H	W	D	H	W	H																														
IN	22.5	21	31.5	16	16	18	17	14.5																														
MM	572	533	800	406	406	457	432	368																														
 <p>Armchair Uph Seat & Poly Back COM: 0.75 YD 0.69 M Unit weight: 13 LB 5.9 KG Carton weight: 16 LB 7.26 KG Carton volume: 13.5 FT³ 0.38 MT³</p>	<p>Stacks 8 high on floor. Stacks 10 high on dolly.</p>	<p>List price</p> <p>6752 809</p>																																				

DESCRIPTION	FEATURES	MODEL#	STANDARD TEXTILE GRADES														
			1	2	3	4	5	6	7	8	9	10	11	12			
 <p>Armless Chair Uph Seat & Poly Back COM: 0.75 YD 0.69 M Unit weight: 12 LB 5.5 KG Carton weight: 14.67 LB 6.65 KG Carton volume: 11.5 FT³ 0.32 MT³</p>	Stacks 8 high on floor. Stacks 12 high on dolly.	6753	376	400	420	444	482	517	552	583	621	657	706	775			
			OVERALL DIMENSIONS			SEAT DIMENSIONS			BACK DIMENSIONS								
			W	D	H	W	D	H	W	H							
			IN 18	21	31.5	16	16	18	17	14.5							
			MM 457	533	800	406	406	457	432	368							
			RTA 00 3 per carton (pricing and specifications are for one chair)														
			List price														
			6754	472													
 <p>Armless Bar Stool Poly Seat & Back COM: N/A Unit weight: 13 LB 5.9 KG Carton weight: 15 LB 6.8 KG Carton volume: 12.75 FT³ 0.36 MT³</p>	Stacks 4 high on floor.	6754	472														
			OVERALL DIMENSIONS			SEAT DIMENSIONS			BACK DIMENSIONS								
			W	D	H	W	D	H	W	H							
			IN 19.25	18.75	40.5	14	15	30	17	10.5							
			MM 489	476	1029	356	381	762	432	267							
			RTA 00 4 per carton (pricing and specifications are for one chair)														
 <p>Armless Bar Stool Uph Seat & Poly Back COM: 0.75 YD 0.69 M Unit weight: 14 LB 6.4 KG Carton weight: 16.67 LB 7.56 KG Carton volume: 12.75 FT³ 0.36 MT³</p>	Stacks 4 high on floor.	6755	539	563	583	607	645	680	715	746	784	820	869	938			
			OVERALL DIMENSIONS			SEAT DIMENSIONS			BACK DIMENSIONS								
			W	D	H	W	D	H	W	H							
			IN 19.25	18.75	40.5	14	15	30.75	17	10.5							
			MM 489	476	1029	356	381	781	432	267							
			RTA 00 3 per carton (pricing and specifications are for one chair)														
			List price														
			6756	367													
 <p>Chair Dolly COM: N/A Unit weight: 10 LB 4.5 KG Carton weight: 11 LB 4.99 KG Carton volume: 2.4 FT³ 0.06 MT³</p>		6756	367														
			OVERALL DIMENSIONS			SEAT DIMENSIONS			BACK DIMENSIONS								
			W	D	H	W	D	H	W	H							
			IN 20.75	23	9.25	-	-	-	-	-							
			MM 527	584	235	-	-	-	-	-							
			RTA 00 1 per carton														
			List price														
			6780	731													
 <p>Round Table COM: N/A Unit weight: 34 LB 15.5 KG Carton weight: 40 LB 18.14 KG Carton volume: 4.5 FT³ 0.12 MT³</p>		6780	731														
			OVERALL DIMENSIONS			SEAT DIMENSIONS			BACK DIMENSIONS								
			W	D	H	W	D	H	W	H							
			IN 28.5	28.5	29.5	-	-	-	-	-							
			MM 724	724	1029	-	-	-	-	-							
			RTA 6 3 cartons														

DESCRIPTION	FEATURES	MODEL#	STANDARD TEXTILE GRADES
-------------	----------	--------	-------------------------



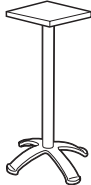
Round Table - Bar Height
 COM: N/A
 Unit weight: 34.5 LB | 15.7 KG
 Carton weight: 41 LB | 18.6 KG
 Carton volume: 4.5 FT³ | 0.12 MT³

List price							
6781	822						
OVERALL DIMENSIONS			SEAT DIMENSIONS			BACK DIMENSIONS	
W	D	H	W	D	H	W	H
IN 28.5	28.5	40	-	-	-	-	-
MM 724	724	1016	-	-	-	-	-
RTA 6		3 cartons					



Square Table
 COM: N/A
 Unit weight: 36.5 LB | 16.6 KG
 Carton weight: 42.5 LB | 19.28 KG
 Carton volume: 4.5 FT³ | 0.12 MT³

List price							
6785	801						
OVERALL DIMENSIONS			SEAT DIMENSIONS			BACK DIMENSIONS	
W	D	H	W	D	H	W	H
IN 28.5	28.5	29.5	-	-	-	-	-
MM 724	724	749	-	-	-	-	-
RTA 6		3 cartons					



Square Table - Bar Height
 COM: N/A
 Unit weight: 37 LB | 16.8 KG
 Carton weight: 43.5 LB | 19.73 KG
 Carton volume: 4.5 FT³ | 0.12 MT³

List price							
6786	893						
OVERALL DIMENSIONS			SEAT DIMENSIONS			BACK DIMENSIONS	
W	D	H	W	D	H	W	H
IN 28.5	28.5	40	-	-	-	-	-
MM 724	724	1016	-	-	-	-	-
RTA 6		3 cartons					

BEACH



model 4077





model 4078

STANDARD FEATURES

- Elegant wood seating with a choice of an upholstered or vertical wood slat back.
- Frame construction is beech hardwood.
- Legs are equipped with White non-marking polypropylene glides. Suitable for both carpet and hard surface flooring.
- All cushions are fixed and non-removable.
- Cushions are made with highly resilient foam and seats are equipped with a synthetic rubberized webbing suspension system for extra comfort.
- Does not stack.
- Upholstery options: fabric, vinyl or leather. Vinyl and leather models may feature stitch detail across the seat and/or back cushions, if applicable.

OPTIONAL FEATURES

- Wood frame available in Absolute (AAM), Black (BKM), Cherry (ACM), English Oak (EOM), Espresso Cafe (ECM), Fruitwood (TFM), Gray (HGM), Honey (AHM), Mahogany (TMM), Maple (AVM), Medium Walnut (MWM), Natural Walnut (NLW), Night (ASM), Noce Biondo (NBM), Noce Grigio (NGM), Noce Leggero (NEM), Noce Medio (NMM), Shaker Cherry (SKM), Walnut (TWM), WC Cream (WTM), White (WHM) and Winter Cherry (WCM). Please specify.

DESCRIPTION	FEATURES	MODEL #	STANDARD TEXTILE GRADES												
			1	2	3	4	5	6	7	8	9	10	11	12	
 <p>Armchair w/Upholstered Back COM: 1 YD 0.91 M Unit weight: 15 LB 6.8 KG Carton weight: 20 LB 9.07 KG Carton volume: 13.25 FT³ 0.37 MT³</p>	Does not stack.	4077	746	778	805	836	887	934	981	1022	1073	1121	1186	1278	
		OVERALL DIMENSIONS W D H			SEAT DIMENSIONS W D H			BACK DIMENSIONS W H							
		IN	22	22.25	33.5	19.5	18.5	18.75	19.5	15.5					
		MM	559	565	851	495	470	476	495	394					
				RTA 00	1 per carton										
 <p>Armchair w/Vertical Wood Slat Back COM: 1 YD 0.91 M Unit weight: 15 LB 6.8 KG Carton weight: 20 LB 9.07 KG Carton volume: 13.25 FT³ 0.37 MT³</p>	Does not stack.	4078	746	778	805	836	887	934	981	1022	1073	1121	1186	1278	
		OVERALL DIMENSIONS W D H			SEAT DIMENSIONS W D H			BACK DIMENSIONS W H							
		IN	22	22.25	33.5	19.5	19	18.75	19.5	15.5					
		MM	559	565	851	495	483	476	495	394					
				RTA 00	1 per carton										

BEAM SEATING



models shown: 6500S3, 6500A9, 6507-T2, 6500A8, 6690 and 6691.





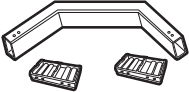
STANDARD FEATURES

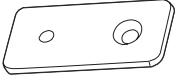



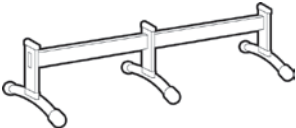


- Universal beam units and tables are shown here, along with beam seating upper components from several seating lines.
- The beam units are Black. The "T" shaped legs are available in Chrome only with Black anti-scuff tips and trim.
- Corner beam creates 90° turn in beam seating. Only table units can be attached.
- Beams are shipped fully assembled.
- Upper seating units include mounting brackets and all necessary hardware for attachment to beam.
- Upper seating units and/or tables can be placed in any order along the beam.
- Seat units - upholstery options: fabric, vinyl, leather. Vinyl and leather models may feature stitch detail across the seat and/or back cushions, if applicable.
- Sonic seating units are available in mesh back, Black only.
- Power monument has two AC outlets, dual 2.1 amp USB ports.







OPTIONAL FEATURES
















- Vion seating units available in 10 mesh colors: Black (MS69), Stone (MS71), Blue (MS72), Rope (MS73), Natural (MS74), Aqua (MS75), Black Cherry (MS76), Dust (MS77), Ivory (MS78) and Paprika (MS79). Please specify. No upcharge.
- Beam seating table tops are available in Absolute Acajou (ACJ), Asian Night (ASN), Avant Cherry (AWC), Avant Honey (AWH), Blizzard (BZD), Clear Maple (CMB), Custom Grey (CGY), Dark Espresso (DES), Designer White (DWT), Fashionista (FAS), First Class (FCL), Noce Biondo (NBL), Noce Grigio (NGL), Noce Leggero (NEL), Noce Medio (NML), Sheer Beauty (SBY), Stonedust (SDT), Walnut Heights (WHE), White Chocolate (WHC) and Winter Cherry (WCR). Please specify. No upcharge.


















	Polypropylene Seat & Back Color		Arm	Frame Finish
Duet	Buzz Blue (BZB)	Frost (FRO)	shell color match	Chrome (CHM)
Popcorn	Cactus (CCT)	Ink (INK)	uses universal arm (6500A8 only)	
	Carrot (CRO)	Latte (LAB)		
Sonic	Cloud (IVC)	Night (BLK)	Black only	
	Dijon (DJN)	Sand (SND)		
	Eggplant (EGP)	Scarlet (SAR)		
Sidero	Fog (FOG)	Shadow (SHW)		
	N/A		Black only	Black (TBL)
Vion	Back frame: Black (BLK) Fog (FOG) Add \$68		Black only	






DESCRIPTION	FEATURES	MODEL#	STANDARD TEXTILE GRADES							
 <p>Add-on Beam - Two Seater COM: N/A Unit weight: 36 LB 16.4 KG Carton weight: 37 LB 16.78 KG Carton volume: 10.5 FT³ 0.29 MT³</p>	<p>Not freestanding. Includes hardware.</p>	<p>6500A2</p>	List price							
			340							
			OVERALL DIMENSIONS			SEAT DIMENSIONS			BACK DIMENSIONS	
			W	D	H	W	D	H	W	H
IN 47.5	24	16	-	-	-	-	-			
MM 1207	610	406	-	-	-	-	-			
		RTA 00	1 per carton							
 <p>Add-on Beam - Three Seater COM: N/A Unit weight: 42 LB 19.1 KG Carton weight: 43 LB 19.5 KG Carton volume: 16 FT³ 0.45 MT³</p>	<p>Not freestanding. Includes hardware.</p>	<p>6500A3</p>	List price							
			443							
			OVERALL DIMENSIONS			SEAT DIMENSIONS			BACK DIMENSIONS	
			W	D	H	W	D	H	W	H
IN 72	24	16	-	-	-	-	-			
MM 1829	610	406	-	-	-	-	-			
		RTA 00	1 per carton							
 <p>Four Place Add-on Beam COM: N/A Unit weight: 57 LB 25.9 KG Carton weight: 58 LB 26.31 KG Carton volume: 21.75 FT³ 0.61 MT³</p>	<p>Not freestanding. Includes hardware.</p>	<p>6500A4</p>	List price							
			700							
			OVERALL DIMENSIONS			SEAT DIMENSIONS			BACK DIMENSIONS	
			W	D	H	W	D	H	W	H
IN 98	24	16	-	-	-	-	-			
MM 2489	610	406	-	-	-	-	-			
		RTA 00	1 per carton							
 <p>Universal Aluminum Arm COM: N/A Unit weight: 3 LB 1.4 KG Carton weight: 3.5 LB 1.59 KG Carton volume: 0.5 FT³ 0.01 MT³</p>	<p>Includes hardware.</p>	<p>6500A8</p>	List price							
			107							
			OVERALL DIMENSIONS			SEAT DIMENSIONS			BACK DIMENSIONS	
			W	D	H	W	D	H	W	H
IN 2.5	10	14	-	-	-	-	-			
MM 64	254	356	-	-	-	-	-			
		RTA 00	1 per carton							
 <p>90° Corner Connector Beam COM: N/A Unit weight: 8 LB 3.6 KG Carton weight: 9 LB 4.08 KG Carton volume: 0.07 FT³ 0.002 MT³</p>	<p>Not freestanding. Includes hardware.</p>	<p>6500A9</p>	List price							
			211							
			OVERALL DIMENSIONS			SEAT DIMENSIONS			BACK DIMENSIONS	
			W	D	H	W	D	H	W	H
IN 1.75	24	3.25	-	-	-	-	-			
MM 44	610	83	-	-	-	-	-			
		RTA 2	1 per carton							









DESCRIPTION	FEATURES	MODEL#	STANDARD TEXTILE GRADES									
 <p>Bolt Down Kit for Beam Set COM: N/A Unit weight: 0.32 LB 0.1 KG Carton weight: 1.3 LB 0.59 KG Carton volume: 0.01 FT³ N/A MT³</p>	Set of 4 brackets.		List price									
		6500BD	175									
					OVERALL DIMENSIONS			SEAT DIMENSIONS			BACK DIMENSIONS	
			W	D	H	W	D	H	W	H		
	IN 1.75	4	0.12	-	-	-	-	-				
	MM 44	102	3	-	-	-	-	-				
	RTA 00		1 per carton									
 <p>Beam - Two Seater COM: N/A Unit weight: 36 LB 16.4 KG Carton weight: 37 LB 16.78 KG Carton volume: 11 FT³ 0.31 MT³</p>			List price									
		6500S2	553									
					OVERALL DIMENSIONS			SEAT DIMENSIONS			BACK DIMENSIONS	
			W	D	H	W	D	H	W	H		
	IN 49.5	24	16	-	-	-	-	-				
	MM 1257	610	406	-	-	-	-	-				
	RTA 00		1 per carton									
 <p>Beam - Three Seater COM: N/A Unit weight: 42 LB 19.1 KG Carton weight: 43 LB 19.5 KG Carton volume: 16 FT³ 0.45 MT³</p>			List price									
		6500S3	656									
					OVERALL DIMENSIONS			SEAT DIMENSIONS			BACK DIMENSIONS	
			W	D	H	W	D	H	W	H		
	IN 74	24	16	-	-	-	-	-				
	MM 1880	610	406	-	-	-	-	-				
	RTA 00		1 per carton									
 <p>Beam - Four Seater COM: N/A Unit weight: 57 LB 25.9 KG Carton weight: 58 LB 26.31 KG Carton volume: 22 FT³ 0.62 MT³</p>			List price									
		6500S4	912									
					OVERALL DIMENSIONS			SEAT DIMENSIONS			BACK DIMENSIONS	
			W	D	H	W	D	H	W	H		
	IN 100	24	16	-	-	-	-	-				
	MM 2540	610	406	-	-	-	-	-				
	RTA 00		1 per carton									
 <p>Table End - Top COM: N/A Unit weight: 7 LB 3.2 KG Carton weight: 8 LB 3.63 KG Carton volume: 0.6 FT³ 0.01 MT³</p>	Includes hardware. Use with beam.		List price									
		6507	228									
					OVERALL DIMENSIONS			SEAT DIMENSIONS			BACK DIMENSIONS	
			W	D	H	W	D	H	W	H		
	IN 17.75	17.75	1	-	-	-	-	-				
	MM 451	451	25	-	-	-	-	-				
	RTA 00		1 per carton									

DESCRIPTION	FEATURES	MODEL#	STANDARD TEXTILE GRADES																																					
 <p>Square Corner Table - Top COM: N/A Unit weight: 14 LB 6.4 KG Carton weight: 20 LB 9.07 KG Carton volume: 1.9 FT³ 0.05 MT³</p>	<p>Includes hardware.</p> <p>Use with beam.</p>	<p>6507-T1</p>	List price																																					
			270																																					
			OVERALL DIMENSIONS			SEAT DIMENSIONS			BACK DIMENSIONS																															
			W	D	H	W	D	H	W	H																														
IN 21	21	1	-	-	-	-	-																																	
MM 533	533	25	-	-	-	-	-																																	
		RTA 2	1 per carton																																					
 <p>Radiused Corner Table - Top COM: N/A Unit weight: 14 LB 6.4 KG Carton weight: 20 LB 9.07 KG Carton volume: 1.9 FT³ 0.05 MT³</p>	<p>Includes hardware.</p> <p>Use with beam.</p>	<p>6507-T2</p>	List price																																					
			297																																					
			OVERALL DIMENSIONS			SEAT DIMENSIONS			BACK DIMENSIONS																															
			W	D	H	W	D	H	W	H																														
IN 21	21	1	-	-	-	-	-																																	
MM 533	533	25	-	-	-	-	-																																	
		RTA 2	1 per carton																																					
 <p>Coffee Table COM: N/A Unit weight: 52 LB 23.6 KG Carton weight: 62 LB 28.12 KG Carton volume: 12.25 FT³ 0.34 MT³</p>		<p>6507-CT</p>	List price																																					
			680																																					
			OVERALL DIMENSIONS			SEAT DIMENSIONS			BACK DIMENSIONS																															
			W	D	H	W	D	H	W	H																														
IN 24	42	17.5	-	-	-	-	-																																	
MM 610	1067	445	-	-	-	-	-																																	
		RTA 00	1 per carton																																					
 <p>Power Monument COM: N/A Unit weight: 3.2 LB 1.45 KG Carton weight: 3.2 LB 1.45 KG Carton volume: 0.5 FT³ 0.01 MT³</p>	<p>Undermount, 10' cord.</p> <p>Black only.</p>	<p>6591B</p>	List price																																					
			502																																					
			OVERALL DIMENSIONS			SEAT DIMENSIONS			BACK DIMENSIONS																															
			W	D	H	W	D	H	W	H																														
IN 5.5	2.8	1.8	-	-	-	-	-																																	
MM 140	71	46	-	-	-	-	-																																	
		RTA 1	1 per carton																																					
 <p>Armless Seat Unit - Vion COM: 1 YD 0.91 M Unit weight: 20 LB 9.1 KG Carton weight: 26 LB 11.79 KG Carton volume: 7.25 FT³ 0.2 MT³</p>	<p>Upholstered seat/mesh back.</p> <p>Use with beam.</p>	<p>6340</p>	List price																																					
			<table border="1"> <tr> <td></td><td>1</td><td>2</td><td>3</td><td>4</td><td>5</td><td>6</td><td>7</td><td>8</td><td>9</td><td>10</td><td>11</td><td>12</td> </tr> <tr> <td>681</td><td>713</td><td>740</td><td>771</td><td>822</td><td>869</td><td>916</td><td>957</td><td>1008</td><td>1056</td><td>1121</td><td>1213</td><td></td> </tr> </table>													1	2	3	4	5	6	7	8	9	10	11	12	681	713	740	771	822	869	916	957	1008	1056	1121	1213	
				1	2	3	4	5	6	7	8	9	10	11	12																									
			681	713	740	771	822	869	916	957	1008	1056	1121	1213																										
OVERALL DIMENSIONS			SEAT DIMENSIONS			BACK DIMENSIONS																																		
W	D	H	W	D	H	W	H																																	
IN 21	23.5	20.5	17.5	18	-	19	17																																	
MM 533	597	521	445	457	-	483	432																																	
		RTA 00		1 per carton																																				

DESCRIPTION	FEATURES	MODEL#	STANDARD TEXTILE GRADES													
			1	2	3	4	5	6	7	8	9	10	11	12		
 <p>Armless Seat Unit - Vion COM: 1 YD 0.91 M Unit weight: 20 LB 9.1 KG Carton weight: 26 LB 11.79 KG Carton volume: 7.25 FT³ 0.2 MT³</p>	Upholstered seat & back. Use with beam.	6341	681	713	740	771	822	869	916	957	1008	1056	1121	1213		
			OVERALL DIMENSIONS			SEAT DIMENSIONS			BACK DIMENSIONS							
			W	D	H	W	D	H	W	H						
			IN 21 MM 533	23.5 597	20.5 521	17.5 445	18 457	- -	19 483	17 432						
					1 per carton											
 <p>Seat Unit w/Arms - Vion COM: 1 YD 0.91 M Unit weight: 21 LB 9.5 KG Carton weight: 26 LB 11.79 KG Carton volume: 9.75 FT³ 0.27 MT³</p>	Upholstered seat/mesh back. Use with beam.	6342	727	759	786	817	868	915	962	1003	1054	1102	1167	1259		
			OVERALL DIMENSIONS			SEAT DIMENSIONS			BACK DIMENSIONS							
			W	D	H	W	D	H	W	H						
			IN 25.5 MM 648	23.5 597	20.5 521	17.5 445	18 457	- -	19 483	17 432						
					1 per carton											
 <p>Seat Unit w/Arms - Vion COM: 1 YD 0.91 M Unit weight: 22 LB 10 KG Carton weight: 27 LB 12.25 KG Carton volume: 9.75 FT³ 0.27 MT³</p>	Upholstered seat & back. Use with beam.	6343	727	759	786	817	868	915	962	1003	1054	1102	1167	1259		
			OVERALL DIMENSIONS			SEAT DIMENSIONS			BACK DIMENSIONS							
			W	D	H	W	D	H	W	H						
			IN 25.5 MM 648	23.5 597	20.5 521	17.5 445	18 457	- -	19 483	17 432						
					1 per carton											
			List price													
			6501	312												
			6501MB	370												
			Mesh back													
 <p>Armless Seat Unit - Sonic COM: N/A Unit weight: 10 LB 4.5 KG Carton weight: 12 LB 5.44 KG Carton volume: 6.5 FT³ 0.18 MT³</p>	Polypropylene seat. Use with beam.	6501	20	21.5	17	17	16	-	17	15						
			OVERALL DIMENSIONS			SEAT DIMENSIONS			BACK DIMENSIONS							
			W	D	H	W	D	H	W	H						
			IN 508 MM 546	546	432	432	406	-	432	381						
					2 per carton (pricing and specifications are for one seat unit)											
 <p>Armless Seat Unit - Sonic COM: 0.75 YD 0.69 M Unit weight: 10 LB 4.5 KG Carton weight: 12 LB 5.44 KG Carton volume: 6.5 FT³ 0.18 MT³</p>	Upholstered seat. Use with beam.	6502	353	377	397	421	459	494	529	560	598	634	683	752		
			OVERALL DIMENSIONS			SEAT DIMENSIONS			BACK DIMENSIONS							
			W	D	H	W	D	H	W	H						
			IN 508 MM 559	559	432	432	406	-	432	381						
					2 per carton (pricing and specifications are for one seat unit)											
			6502MB	409												
			Mesh back													

DESCRIPTION	FEATURES	MODEL#	STANDARD TEXTILE GRADES														
			1	2	3	4	5	6	7	8	9	10	11	12			
 <p>Armless Seat Unit - Sonic COM: 0.75 YD 0.69 M Unit weight: 11 LB 5 KG Carton weight: 13 LB 5.9 KG Carton volume: 6.5 FT³ 0.18 MT³</p>	Upholstered seat & back. Use with beam.	6503	389	413	433	457	495	530	565	596	634	670	719	788			
			OVERALL DIMENSIONS			SEAT DIMENSIONS			BACK DIMENSIONS								
			W	D	H	W	D	H	W	H							
			IN 20	22	17	17	15.5	-	17	15							
	MM 508	559	432	432	394	-	432	381									
				2 per carton (pricing and specifications are for one seat unit)													
List price																	
		6504	373														
		6504MB Mesh back	428														
 <p>6504</p>	 <p>6504MB (Black mesh back)</p>																
			OVERALL DIMENSIONS			SEAT DIMENSIONS			BACK DIMENSIONS								
			W	D	H	W	D	H	W	H							
			IN 23	21.5	17	17	16	-	17	15							
	MM 584	546	432	432	406	-	432	381									
				2 per carton (pricing and specifications are for one seat unit)													
List price																	
		6505	417														
		6505MB Mesh back	473														
 <p>6505</p>	 <p>6505MB (Black mesh back)</p>																
			OVERALL DIMENSIONS			SEAT DIMENSIONS			BACK DIMENSIONS								
			W	D	H	W	D	H	W	H							
			IN 23	22	17	17	16	-	17	15							
	MM 584	559	432	432	406	-	432	381									
				2 per carton (pricing and specifications are for one seat unit)													
List price																	
		6506	451														
		6506	475														
																	
			OVERALL DIMENSIONS			SEAT DIMENSIONS			BACK DIMENSIONS								
			W	D	H	W	D	H	W	H							
			IN 23	22	17	17	15.5	-	17	15							
	MM 584	559	432	432	394	-	432	381									
				2 per carton (pricing and specifications are for one seat unit)													
List price																	
		6690	435														
		6690	451														
																	
			OVERALL DIMENSIONS			SEAT DIMENSIONS			BACK DIMENSIONS								
			W	D	H	W	D	H	W	H							
			IN 25.5	21	18	18	17.5	-	18	16							
	MM 648	533	457	457	445	-	457	406									
				2 per carton (pricing and specifications are for one seat unit)													

DESCRIPTION	FEATURES	MODEL#	STANDARD TEXTILE GRADES																					
 <p>Armless Seat Unit - Duet COM: N/A Unit weight: 16 LB 7.3 KG Carton weight: 18 LB 8.16 KG Carton volume: 6.5 FT³ 0.18 MT³</p>	Polypropylene seat & back. Use with beam.	6691	List price																					
			362																					
			OVERALL DIMENSIONS			SEAT DIMENSIONS			BACK DIMENSIONS															
			W	D	H	W	D	H	W	H														
IN 18	21	18	18	17.5	-	18	16																	
MM 457	533	457	457	445	-	457	406																	
		 	2 per carton (pricing and specifications are for one seat unit)																					
												1	2	3	4	5	6	7	8	9	10	11	12	
												6692	534	558	578	602	640	675	710	741	779	815	864	933
 <p>Seat Unit w/Arms - Duet COM: 0.75 YD 0.69 M Unit weight: 17 LB 7.7 KG Carton weight: 19 LB 8.62 KG Carton volume: 9.75 FT³ 0.27 MT³</p>	Upholstered seat/polypropylene back. Use with beam.	6692	List price																					
			362																					
			OVERALL DIMENSIONS			SEAT DIMENSIONS			BACK DIMENSIONS															
			W	D	H	W	D	H	W	H														
IN 25.5	21	18	18	17.5	-	18	15.5																	
MM 648	533	457	457	445	-	457	394																	
		 	2 per carton (pricing and specifications are for one seat unit)																					
												1	2	3	4	5	6	7	8	9	10	11	12	
												6693	462	486	506	530	568	603	638	669	707	743	792	861
 <p>Armless Seat Unit - Duet COM: 0.75 YD 0.69 M Unit weight: 17 LB 7.7 KG Carton weight: 19 LB 8.62 KG Carton volume: 6.5 FT³ 0.18 MT³</p>	Upholstered seat/polypropylene back. Use with beam.	6693	List price																					
			362																					
			OVERALL DIMENSIONS			SEAT DIMENSIONS			BACK DIMENSIONS															
			W	D	H	W	D	H	W	H														
IN 18	21	18	18	17.5	-	18	15.5																	
MM 457	533	457	457	445	-	457	394																	
		 	2 per carton (pricing and specifications are for one seat unit)																					
												1	2	3	4	5	6	7	8	9	10	11	12	
												6697	589	613	633	657	695	730	765	796	834	870	919	988
 <p>Seat Unit w/Arms - Duet COM: 0.75 YD 0.69 M Unit weight: 18 LB 8.2 KG Carton weight: 20 LB 9.07 KG Carton volume: 9.75 FT³ 0.27 MT³</p>	Upholstered seat & back. Use with beam.	6697	List price																					
			362																					
			OVERALL DIMENSIONS			SEAT DIMENSIONS			BACK DIMENSIONS															
			W	D	H	W	D	H	W	H														
IN 25.5	21	18	18	17	-	18	15.5																	
MM 648	533	457	457	432	-	457	394																	
		 	2 per carton (pricing and specifications are for one seat unit)																					
												1	2	3	4	5	6	7	8	9	10	11	12	
												6698	516	540	560	584	622	657	692	723	761	797	846	915
 <p>Armless Seat Unit - Duet COM: 0.75 YD 0.69 M Unit weight: 17 LB 7.7 KG Carton weight: 19 LB 8.62 KG Carton volume: 6.5 FT³ 0.18 MT³</p>	Upholstered seat & back. Use with beam.	6698	List price																					
			362																					
			OVERALL DIMENSIONS			SEAT DIMENSIONS			BACK DIMENSIONS															
			W	D	H	W	D	H	W	H														
IN 18	21	18	18	17	-	18	15.5																	
MM 457	533	457	457	432	-	457	394																	
		 	2 per carton (pricing and specifications are for one seat unit)																					

DESCRIPTION	FEATURES	MODEL#	STANDARD TEXTILE GRADES																				
 <p>Armless Seat Unit - Popcorn COM: N/A Unit weight: 17 LB 7.7 KG Carton weight: 19 LB 8.62 KG Carton volume: 6.5 FT³ 0.18 MT³</p>	<p>Polypropylene seat & back.</p> <p>Use with beam.</p>	<p>6717</p>	List price																				
			328																				
			OVERALL DIMENSIONS			SEAT DIMENSIONS			BACK DIMENSIONS														
			W	D	H	W	D	H	W	H													
IN 20	21	18	18	18	-	19.5	16																
MM 508	533	457	457	457	-	495	406																
<p>RTA 00  2 per carton (pricing and specifications are for one seat unit)</p>																							
												1	2	3	4	5	6	7	8	9	10	11	12
6719												423	447	467	491	529	564	599	630	668	704	753	822
 <p>Armless Seat Unit - Popcorn COM: 0.75 YD 0.69 M Unit weight: 18 LB 8.2 KG Carton weight: 20 LB 9.07 KG Carton volume: 6.5 FT³ 0.18 MT³</p>	<p>Upholstered seat/polypropylene back.</p> <p>Use with beam.</p>	<p>6719</p>	List price																				
			328																				
			OVERALL DIMENSIONS			SEAT DIMENSIONS			BACK DIMENSIONS														
			W	D	H	W	D	H	W	H													
IN 20	21	18	18	18	-	19.5	16																
MM 508	533	457	457	457	-	495	406																
<p>RTA 00  2 per carton (pricing and specifications are for one seat unit)</p>																							
												1	2	3	4	5	6	7	8	9	10	11	12
6719												423	447	467	491	529	564	599	630	668	704	753	822
 <p>Seat Unit w/Arms - Sidero COM: 1.25 YD 1.14 M Unit weight: 20 LB 9.1 KG Carton weight: 25 LB 11.34 KG Carton volume: 9.75 FT³ 0.27 MT³</p>	<p>Upholstered seat & back.</p> <p>Use with beam.</p>	<p>6930</p>	List price																				
			328																				
			OVERALL DIMENSIONS			SEAT DIMENSIONS			BACK DIMENSIONS														
			W	D	H	W	D	H	W	H													
IN 25.5	23.5	19	19.5	18	-	19	15.5																
MM 648	597	483	495	457	-	483	394																
<p>RTA 00  1 per carton</p>																							
												1	2	3	4	5	6	7	8	9	10	11	12
6930												557	597	631	670	733	792	851	902	966	1026	1107	1222
 <p>Armless Seat Unit - Sidero COM: 1.25 YD 1.14 M Unit weight: 18 LB 8.2 KG Carton weight: 23 LB 10.43 KG Carton volume: 7.25 FT³ 0.2 MT³</p>	<p>Upholstered seat & back.</p> <p>Use with beam.</p>	<p>6931</p>	List price																				
			328																				
			OVERALL DIMENSIONS			SEAT DIMENSIONS			BACK DIMENSIONS														
			W	D	H	W	D	H	W	H													
IN 21	23.5	19	19.5	18	-	19	15.5																
MM 533	597	483	495	457	-	483	394																
<p>RTA 00  1 per carton</p>																							
												1	2	3	4	5	6	7	8	9	10	11	12
6931												528	568	602	641	704	763	822	873	937	997	1078	1193

CAPRICE



model 3365 (TTU)



model 3365C (TTU)




STANDARD FEATURES

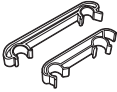
- Modern light scale guest seating.
- Durable molded armcaps are standard in Black only.
- Standard with Black bullet style glides.
- Non-caster models can be joined together using ganging clamp model 6522.
- Does not stack.
- Dual wheel carpet casters (**C1**) are standard on models 3365C.
- Upholstery options: fabric, vinyl or leather. Vinyl and leather models may feature stitch detail across the seat and/or back cushions, if applicable.

OPTIONAL FEATURES

- For leg frame finish options, please see page 380. Upcharges apply for plated finishes:
 - (**CHM**) Chrome. Add \$72 for armchairs. Add \$114 for stools.
 - (**BCH**) Brushed Chrome. Add \$217 for armchairs. Add \$401 for stools.
 - (**SBR**) Satin Brass. Add \$334 for armchairs. Add \$502 for stools.
 - (**ACO**) Antique Copper. Add \$334 for armchairs. Add \$502 for stools.
- A selection of glide options is available. Glides must be chosen to best suit flooring type and site conditions. For more information, please refer to the glide section (page 359).
- Glides with felt pads (**FG**) are available for vinyl sheet, cork or laminate flooring, please specify. Add \$43.
- Glides with rubber pads (**RG**) are available for vinyl, hardwood, laminate, stone or ceramic flooring, please specify. Add \$43.
- Steel cushioned self-leveling glides (**B**) are available on all models (adds 0.5" to seat height), please specify. Add \$17.
- For hard surface flooring casters, please specify (**C9R**). Add \$17.



DESCRIPTION	FEATURES	MODEL #	STANDARD TEXTILE GRADES													
			1	2	3	4	5	6	7	8	9	10	11	12		
 Armchair Four-Legged COM: 1.25 YD 1.14 M Unit weight: 18 LB 8.2 KG Carton weight: 27 LB 12.25 KG Carton volume: 18 FT³ 0.5 MT³	Does not stack.	3365	573	613	647	686	749	808	867	918	982	1042	1123	1238		
		OVERALL DIMENSIONS			SEAT DIMENSIONS			BACK DIMENSIONS								
		W	D	H	W	D	H	W	H							
		IN 25	24	31.5	19.5	19.5	18.5	18	13							
		MM 635	610	800	495	495	470	457	330							
		RTA 00	1 per carton													
 Armchair Four-Legged w/Casters COM: 1.25 YD 1.14 M Unit weight: 19 LB 8.6 KG Carton weight: 28 LB 12.7 KG Carton volume: 18 FT³ 0.5 MT³	Does not stack.	3365C	657	697	731	770	833	892	951	1002	1066	1126	1207	1322		
		OVERALL DIMENSIONS			SEAT DIMENSIONS			BACK DIMENSIONS								
		W	D	H	W	D	H	W	H							
		IN 25	23.5	32.5	19.5	19.5	18	18	14.5							
		MM 635	597	826	495	495	457	457	368							
		RTA 00	1 per carton													
 Bar Stool Four-Legged COM: 1.25 YD 1.14 M Unit weight: 26 LB 11.8 KG Carton weight: 36.5 LB 16.56 KG Carton volume: 24 FT³ 0.67 MT³	Does not stack.	3369	788	828	862	901	964	1023	1082	1133	1197	1257	1338	1453		
		OVERALL DIMENSIONS			SEAT DIMENSIONS			BACK DIMENSIONS								
		W	D	H	W	D	H	W	H							
		IN 25	26.5	45.5	19.5	19.5	30.5	18	13							
		MM 635	673	1156	495	495	775	457	330							
		RTA 00	1 per carton													

DESCRIPTION	FEATURES	MODEL#	STANDARD TEXTILE GRADES						
 <p>Ganging Brackets - Set of 2 COM: N/A Unit weight: 0.07 LB - KG Carton weight: 0.16 LB 0.07 KG Carton volume: 1 FT³ 0.02 MT³</p>		List price							
		6522						16	
		OVERALL DIMENSIONS			SEAT DIMENSIONS			BACK DIMENSIONS	
		W	D	H	W	D	H	W	H
		IN 0.87 MM 22	7.75 197	1.5 38	-	-	-	-	-
		RTA 00			courier	Pricing is for the set, specifications are for one bracket			

CHAP



model 1004



model 1005



model 1011



model 1014

STANDARD FEATURES

- Chap offers mid-century modern styling in a finely crafted beechwood armchair series.
- Upholstered, horizontal wood slat or open frame back available.
- Straight back models are available with a wood front rail or upholstered waterfall seat front.
- Round back models are available with an upholstered waterfall seat front only.
- Models are standard with White non-marking nylon glides (see right column for additional glide options).
- Standard with a Black under seat liner.
- Active weight capacity for this series is 350 lbs.
- For single shift use, Chap is covered by Global's Limited Lifetime Warranty. For 24/7 use, Ultracell foam and textiles with a minimum of 100,000 double rubs must be specified to meet Global 24/7 warranty coverage.
- Upholstery options: fabric, vinyl or leather. Vinyl and leather models may feature stitch detail across the seat and/or back cushions, if applicable.
- Does not stack.

OPTIONAL FEATURES



- For added comfort and 24/7 environments, seats are available with high density Ultracell foam (UC).
- Under seat panel (USP) is available with upcharge (conceals seat structure, is covered with a coated textile and secured with tamperproof fasteners).
- Custom wood staining considered upon request on straight back models only (not available on round back models).





Please add option codes in the following order:

- **Model number**
specify model number
- **Back textile**
Specify textile code.
- **Seat seams and textile**
(NS) no sealed seams
(SE) sealed seat seams. Add \$22.
Specify textile code.
- **Straight back wood frame finish**
(AAM) Absolute
(BKM) Black
(ACM) Cherry
(EOM) English Oak
(ECM) Espresso Cafe
(TFM) Fruitwood
(HGM) Gray
(AHM) Honey
(TMM) Mahogany
(AVM) Maple
(MWM) Medium Walnut
(NLW) Natural Walnut
(ASM) Night
(NBM) Noce Biondo
(NGM) Noce Grigio
(NEM) Noce Leggero
(NMM) Noce Medio
(SKM) Shaker Cherry
(TWM) Walnut
(VTM) WC Cream
(WHM) White
(WCM) Winter Cherry
- **Round back wood frame finish**
(models 1004 and 1005)
(AAM) Absolute
(BKM) Black
(ACM) Cherry
(ECM) Espresso Cafe
(TMM) Mahogany
(MWM) Medium Walnut
(NLW) Natural Walnut
(ASM) Night
(NMM) Noce Medio
(SKM) Shaker Cherry
(TWM) Walnut
(VTM) WC Cream
(WHM) White
- **Seat underside**
(USL) under seat liner (Black)
(USP) under seat panel. Add \$58.
- **Glide type**
(NM) White non-marking nylon for most surfaces (standard).
(SG) steel cushioned glides for carpeted surfaces. Add \$17.
(RG) rubber glides for most hard floor surfaces. Add \$22.
(FG) felt glides for most hard floor surfaces. Add \$22.
(XG) no glides for carpeted surfaces.
- **Moisture barrier** (not available with sealed seams)
(NB) no moisture barrier.
(MB) moisture barrier (seat only). Add \$81.
- **Seat foam**
(SF) standard foam.
(UC) Ultracell foam. Add \$76.

EXAMPLE CHAP ORDER CODE:

1010	-	-NS	-CE90	-AAM	-USL	-NM	-NB	-SF
Model number	Back textile	Sealed seams (seat)	Seat textile	Frame finish	Seat underside	Glide type	Moisture barrier	Seat foam

DESCRIPTION	FEATURES	MODEL #	STANDARD TEXTILE GRADES													
			1	2	3	4	5	6	7	8	9	10	11	12		
 <p>18" seat depth</p> <p>Round Uph Back Armchair w/Uph Waterfall Front Seat COM: 1.5 YD 1.37 M Unit weight: 18 LB 8.2 KG Carton weight: 26 LB 11.79 KG Carton volume: 13.25 FT³ 0.37 MT³</p>	<p>Active weight 350 lbs. Does not stack.</p> <p>Ergonomic features: M, N</p>	1004	1325	1373	1413	1461	1537	1607	1677	1739	1815	1887	1985	2123		
		OVERALL DIMENSIONS			SEAT DIMENSIONS			BACK DIMENSIONS								
		IN	24.5	22.5	30	22	18	18	20	12.5						
MM	622	572	762	559	457	457	508	318								
			RTA 00	1 per carton												
 <p>18" seat depth</p> <p>Round Wood Back Armchair w/Uph Waterfall Front Seat COM: 1 YD 0.91 M Unit weight: 17 LB 7.7 KG Carton weight: 25 LB 11.34 KG Carton volume: 13.25 FT³ 0.37 MT³</p>	<p>Active weight 350 lbs. Does not stack.</p> <p>Ergonomic features: M, N</p>	1005	1070	1102	1129	1160	1211	1258	1305	1346	1397	1445	1510	1602		
		OVERALL DIMENSIONS			SEAT DIMENSIONS			BACK DIMENSIONS								
		IN	24.5	22.5	30	22	18	18	20	12.5						
MM	622	572	762	559	457	457	508	318								
			RTA 00	1 per carton												

DESCRIPTION	FEATURES	MODEL#	STANDARD TEXTILE GRADES													
			1	2	3	4	5	6	7	8	9	10	11	12		
 <p>Wood Back Armchair w/Uph Waterfall Front Seat COM: 1 YD 0.91 M Unit weight: 21 LB 9.5 KG Carton weight: 33 LB 14.97 KG Carton volume: 15.75 FT³ 0.44 MT³</p>	Active weight 350 lbs. Does not stack. Ergonomic features: M, N	1010	1113	1145	1172	1203	1254	1301	1348	1389	1440	1488	1553	1645		
		OVERALL DIMENSIONS			SEAT DIMENSIONS			BACK DIMENSIONS								
		W	D	H	W	D	H	W	H							
		IN 25.5	25	31	21	20	18	20.5	13.5							
		MM 648	635	787	533	508	457	521	343							
		RTA 00	1 per carton													
 <p>Upholstered Back Armchair w/Uph Waterfall Seat Front COM: 1.5 YD 1.37 M Unit weight: 21 LB 9.5 KG Carton weight: 33 LB 14.97 KG Carton volume: 15.75 FT³ 0.44 MT³</p>	Active weight 350 lbs. Does not stack. Ergonomic features: M, N	1011	1203	1251	1291	1339	1415	1485	1555	1617	1693	1765	1863	2001		
		OVERALL DIMENSIONS			SEAT DIMENSIONS			BACK DIMENSIONS								
		W	D	H	W	D	H	W	H							
		IN 25.5	25	31.5	21	20	18	20.5	13.5							
		MM 648	635	800	533	508	457	521	343							
		RTA 00	1 per carton													
 <p>Wood Back Armchair w/Wood Front Rail COM: 1 YD 0.91 M Unit weight: 21 LB 9.5 KG Carton weight: 33 LB 14.97 KG Carton volume: 15.75 FT³ 0.44 MT³</p>	Active weight 350 lbs. Does not stack. Ergonomic features: M, N	1014	1113	1145	1172	1203	1254	1301	1348	1389	1440	1488	1553	1645		
		OVERALL DIMENSIONS			SEAT DIMENSIONS			BACK DIMENSIONS								
		W	D	H	W	D	H	W	H							
		IN 25.5	25	31	21	20	18	20.5	13.5							
		MM 648	635	787	533	508	457	521	343							
		RTA 00	1 per carton													
 <p>Upholstered Back Armchair w/Wood Front Rail COM: 1.5 YD 1.37 M Unit weight: 21 LB 9.5 KG Carton weight: 33 LB 14.97 KG Carton volume: 15.75 FT³ 0.44 MT³</p>	Active weight 350 lbs. Does not stack. Ergonomic features: M, N	1015	1203	1251	1291	1339	1415	1485	1555	1617	1693	1765	1863	2001		
		OVERALL DIMENSIONS			SEAT DIMENSIONS			BACK DIMENSIONS								
		W	D	H	W	D	H	W	H							
		IN 25.5	25	31.5	21	20	18	20.5	13.5							
		MM 648	635	800	533	508	457	521	343							
		RTA 00	1 per carton													

COMET



model 2171 (TBL)






model 2174 (TTU)

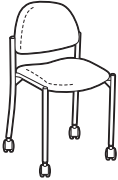






STANDARD FEATURES

- Reinforced models incorporate welded corner gussets for additional strength and support.
- Models 2171WS and 2172WS stack 5 high on floor or 8 high on dolly for easy storage.
- For dolly, specify model 2125WS (see page 183).
- “WS” models have a wall saver frame design; rear legs hit the baseboard first leaving clearance between the back of the chair and the wall, saving both the chair and the wall from damage.
- In some textiles, stacked chairs may leave frame impressions in chair(s) below.
- Comet heavy duty models 2173WS and 2174WS use Ultracell seat foam for lasting comfort.
- Black polypropylene foot glide is standard.
- Dual wheel carpet casters (C1) are standard.
- Upholstery options: fabric or vinyl only. Vinyl models may feature stitch detail across the seat and/or back cushions, if applicable.

OPTIONAL FEATURES

- For leg frame finish options, please see page 380. For Chrome (CHM) finish, add \$26.
- For hard surface flooring casters, please specify (C9R). Add \$17.
- A selection of glide options is available. Glides must be chosen to best suit flooring type and site conditions. For more information, please refer to the glide section (page 359).
- Glides with felt pads (FG) are available for vinyl sheet, cork or laminate flooring, please specify. Add \$43.
- Glides with rubber pads (RG) are available for vinyl, hardwood, laminate, stone or ceramic flooring, please specify. Add \$43.
- For hard surface floors, please specify opaque non-marking glide (NM). No upcharge.
- Steel cushioned self-leveling glides (B) are available on all models (adds 0.5” to seat height), please specify. Add \$17.

DESCRIPTION	FEATURES	MODEL #	STANDARD TEXTILE GRADES											
			1	2	3	4	5	6	7	8	9	10	11	12
 <p>Armchair COM: 1 YD 0.91 M Unit weight: 14 LB 6.4 KG Carton weight: 16.83 LB 7.63 KG Carton volume: 15.5 FT³ 0.43 MT³</p>	Stacks 5 high on floor. Stacks 8 high on dolly. Ergonomic features: M, N	2171WS Wall saver	322	354	381	412	463	510	557	598	649	697	762	854
			OVERALL DIMENSIONS W D H			SEAT DIMENSIONS W D H			BACK DIMENSIONS W H					
			IN 23	23	32.5	18	17.5	18.5	17.5	14				
			MM 584	584	826	457	445	470	445	356				
		RTA 00	3 per carton (pricing and specifications are for one chair)											
 <p>Reinforced Armchair w/Casters COM: 1 YD 0.91 M Unit weight: 14 LB 6.4 KG Carton weight: 20 LB 9.07 KG Carton volume: 15.5 FT³ 0.43 MT³</p>	Does not stack. Ergonomic features: M, N	2171C Wall saver	396	428	455	486	537	584	631	672	723	771	836	928
			OVERALL DIMENSIONS W D H			SEAT DIMENSIONS W D H			BACK DIMENSIONS W H					
			IN 23	22	32.5	18	17.5	18.5	17.5	14				
			MM 584	559	826	457	445	470	445	356				
		RTA 00	1 per carton											
 <p>Armless Stacking Chair COM: 1 YD 0.91 M Unit weight: 13 LB 5.9 KG Carton weight: 15.67 LB 7.11 KG Carton volume: 14.25 FT³ 0.4 MT³</p>	Stacks 5 high on floor. Stacks 8 high on dolly. Ergonomic features: M, N	2172WS Wall saver	248	280	307	338	389	436	483	524	575	623	688	780
			OVERALL DIMENSIONS W D H			SEAT DIMENSIONS W D H			BACK DIMENSIONS W H					
			IN 19	23	32.5	18	17.5	18.5	17.5	14				
			MM 483	584	826	457	445	470	445	356				
		RTA 00	3 per carton (pricing and specifications are for one chair)											

DESCRIPTION	FEATURES	MODEL#	STANDARD TEXTILE GRADES														
			1	2	3	4	5	6	7	8	9	10	11	12			
 <p>Reinforced Armless Chair w/Casters COM: 1 YD 0.91 M Unit weight: 13 LB 5.9 KG Carton weight: 15.83 LB 7.18 KG Carton volume: 15.5 FT³ 0.43 MT³</p>	<p>Does not stack.</p> <p>Ergonomic features: M, N</p>	2172C	324	356	383	414	465	512	559	600	651	699	764	856			
			OVERALL DIMENSIONS			SEAT DIMENSIONS			BACK DIMENSIONS								
			W	D	H	W	D	H	W	H							
			IN 19	22	32.5	18	17.5	18.5	17.5	14							
	MM 483	559	826	457	445	470	445	356									
		RTA 00	3 per carton (pricing and specifications are for one chair)														
 <p>HD Reinforced Armchair COM: 1 YD 0.91 M Unit weight: 14 LB 6.4 KG Carton weight: 16.83 LB 7.63 KG Carton volume: 15.5 FT³ 0.43 MT³</p>	<p>Ultracell foam.</p> <p>Stacks 5 high on floor. Stacks 8 high on dolly.</p> <p>Ergonomic features: M, N</p>	2173WS Wall saver	363	395	422	453	504	551	598	639	690	738	803	895			
			OVERALL DIMENSIONS			SEAT DIMENSIONS			BACK DIMENSIONS								
			W	D	H	W	D	H	W	H							
			IN 23	23	32.5	18	17.5	18.5	17.5	14							
	MM 584	584	826	457	445	470	445	356									
		RTA 00	3 per carton (pricing and specifications are for one chair)														
 <p>HD Reinforced Armless Chair COM: 1 YD 0.91 M Unit weight: 13 LB 5.9 KG Carton weight: 15.67 LB 7.11 KG Carton volume: 14.25 FT³ 0.4 MT³</p>	<p>Ultracell foam.</p> <p>Stacks 5 high on floor. Stacks 8 high on dolly.</p> <p>Ergonomic features: M, N</p>	2174WS Wall saver	290	322	349	380	431	478	525	566	617	665	730	822			
			OVERALL DIMENSIONS			SEAT DIMENSIONS			BACK DIMENSIONS								
			W	D	H	W	D	H	W	H							
			IN 19	23	32.5	18	17.5	18.5	17.5	14							
	MM 483	584	826	457	445	470	445	356									
		RTA 00	3 per carton (pricing and specifications are for one chair)														
 <p>Ganging Plate COM: N/A Unit weight: 2.1 LB 0.95 KG Carton weight: 2.1 LB 0.95 KG Carton volume: 0.1 FT³ 0.003 MT³</p>	<p>For joining side chairs and armchairs, in any combination.</p>	List price															
		2176	40														
		OVERALL DIMENSIONS			SEAT DIMENSIONS			BACK DIMENSIONS									
		W	D	H	W	D	H	W	H								
IN 13.25	4.75	0.06	-	-	-	-	-										
	MM 337	121	2	-	-	-	-										
		RTA 00		1 per carton													
 <p>Snap On Ganging Brackets - Set of 2 COM: N/A Unit weight: 0.09 LB 0.04 KG Carton weight: 0.2 LB 0.09 KG Carton volume: 1 FT³ 0.02 MT³</p>		List price															
		2180	16														
		OVERALL DIMENSIONS			SEAT DIMENSIONS			BACK DIMENSIONS									
		W	D	H	W	D	H	W	H								
IN 0.87	7.75	1.5	-	-	-	-	-										
	MM 22	197	38	-	-	-	-										
		RTA 00		Pricing is for the set, specifications are for one bracket													

DIPLOMAT



model 2105




model 2109

STANDARD FEATURES

- A contoured seat and back are accented by wood arms providing comfort and classic styling.
- Models 2105 and 2108 can be joined together using model 5233 ganging clamp, see page 75
- Black polypropylene foot glide is standard.
- Does not stack.
- Upholstery options: fabric, vinyl or leather. Vinyl and leather models may feature stitch detail across the seat and/or back cushions, if applicable.

OPTIONAL FEATURES

- Frames are available in textured Sandtex finishes: Black (**TBL**), Shadow (**TSH**) or Tungsten (**TTU**). No upcharge.
- Chrome (**CHM**) frame finish available, please specify. Add 10% of list price at opening published grade.
- Wood capped arms are available in Absolute (AAM), Black (BKM), Cherry (ACM), Espresso Cafe (ECM), English Oak (EOM), Fruitwood (TFM), Gray (HGM), Honey (AHM), Mahogany (TMM), Maple (AVM), Medium Walnut (MWM), Natural Walnut (NLW), Night (ASM), Noce Biondo (NBM), Noce Grigio (NGM), Noce Leggero (NEM), Noce Medio (NMM), Shaker Cherry (SKM), Walnut (TWM), WC Cream (WTM), White (WHM) and Winter Cherry (WCM). Please specify.
- A selection of glide options is available. Glides must be chosen to best suit flooring type and site conditions. For more information, please refer to the glide section (page 359).
- Glides with felt pads (**FG**) are available for vinyl sheet, cork or laminate flooring, please specify. Add \$43.
- Glides with rubber pads (**RG**) are available for vinyl, hardwood, laminate, stone or ceramic flooring, please specify. Add \$43.
- Steel cushioned self-leveling glides (**B**) are available on all models (adds 0.5" to seat height), please specify. Add \$17.

DESCRIPTION	FEATURES	MODEL #	STANDARD TEXTILE GRADES													
			1	2	3	4	5	6	7	8	9	10	11	12		
 <p>Armchair Wood Cap Arms COM: 1.25 YD 1.14 M Unit weight: 20 LB 9.1 KG Carton weight: 25 LB 11.34 KG Carton volume: 11.75 FT³ 0.33 MT³</p>	Does not stack. Ergonomic features: M, N	2105	576	616	650	689	752	811	870	921	985	1045	1126	1241		
		OVERALL DIMENSIONS			SEAT DIMENSIONS			BACK DIMENSIONS								
		W D H			W D H			W H								
		IN 24 22 34.5 MM 610 559 876			20.5 17 18.5 521 432 470			20.5 16 521 406								
			RTA 00 1 per carton													
 <p>Armless Side Chair COM: 1.25 YD 1.14 M Unit weight: 17 LB 7.7 KG Carton weight: 22 LB 9.98 KG Carton volume: 11.75 FT³ 0.33 MT³</p>	Does not stack. Ergonomic features: M, N	2108	478	518	552	591	654	713	772	823	887	947	1028	1143		
		OVERALL DIMENSIONS			SEAT DIMENSIONS			BACK DIMENSIONS								
		W D H			W D H			W H								
		IN 21.5 22 34.5 MM 546 559 876			20.5 17 18.5 521 432 470			20.5 16 521 406								
			RTA 00 1 per carton													
 <p>Armless Bar Stool COM: 1.25 YD 1.14 M Unit weight: 25 LB 11.4 KG Carton weight: 30 LB 13.61 KG Carton volume: 14.75 FT³ 0.41 MT³</p>	Does not stack. Ergonomic features: M, N	2109	556	596	630	669	732	791	850	901	965	1025	1106	1221		
		OVERALL DIMENSIONS			SEAT DIMENSIONS			BACK DIMENSIONS								
		W D H			W D H			W H								
		IN 21 23.5 44.5 MM 533 597 1130			20 17 28 508 432 711			20.5 17.5 521 445								
			RTA 00 1 per carton													

DUET



model 6620



model 6621G



model 6627



model 6632



model 6720



model 6727TRPB



model 6692 (2 units) on 6500S2 (beam)

STANDARD FEATURES

- Unique high density seating that is both comfortable and durable.
- Tablet arms are extremely rugged, suitable for armed forces and student use. Tablet hinges up to allow ease of egress. Tablet slides forward and back to accommodate any body size comfortably. Tablet models do not stack.
- Standard tablet (**D8**) size is 18”D x 14.5”W and is made of Black polymer. Tablets are attached at the left or right (as seated). Tablet arms are not available on stools.
- Tablet models do not stack.
- All models have a wall saver frame design; rear legs hit the baseboard first leaving clearance between the back of the chair and the wall, saving both the chair and the wall from damage.
- Armless “G” models feature a patented interlocking feature that allows chairs to be ganged together in rows.
- Model 6626 ganging clamp set is available for use on all armchairs and standard armless models. These brackets snap on the front and rear of the sled base allowing these models to connect together in rows. In Black finish only.
- Clear polycarbonate glides (**CG**) are standard and suitable for concrete, rubber and carpeted floors.
- Active weight capacity for this series is 300 lbs.
- Dual wheel carpet casters (**C1**) are standard on task chairs.
- Upholstery options: fabric, vinyl or leather. Vinyl and leather models may feature stitch detail across the seat and/or back cushions, if applicable.
- Duet beam seating consists of upper seat units (models 6690, 6691, 6692, 6693, 6697 and 6698) including mounting brackets and all hardware necessary for attachment to beam.
- For all beam components, tables and a complete list of available upper seat units, see Beam Seating series.
- For Duet stacking tables, refer to the Desking + Tables list price book for more information.
- Pedestal base models provide fixed location seating for use in auditoriums, classrooms, jury boxes, public venues and more. The base must be mounted to the floor (mounting hardware not included). See Pedestal Base Installation Guide on website for details.

OPTIONAL FEATURES

- Polypropylene seats, backs and coordinating arms are available in 14 designer colors: Buzz Blue (BZB), Cactus (CCT), Carrot (CRO), Cloud (IVC), Dijon (DJN), Eggplant (EGP), Fog (FOG), Frost (FRO), Ink (INK), Latte (LAB), Night (BLK), Sand (SND), Scarlet (SAR) and Shadow (SHW). Please specify.
- An optional 18.5”D x 18.5”W high pressure laminate writing tablet is available. The core is hardwood veneer plywood with a radiused edge and finished in clear lacquer. This writing tablet is offered in the following finishes: Black (BLK), Clear Maple (CMB), Designer White (DWT) and Noce Grigio (NGL). Please specify. Add \$68.
- A selection of glide options is available. Glides must be chosen to best suit flooring type and site conditions. For more information, please refer to the glide section (page 359).
- Chrome frame is optionally available without glides (**XG**) and is suitable for rubberized and carpeted floors, please specify. No upcharge.
- Glides with stainless steel pads (**SG**) are available for carpet or rubber flooring, please specify. Add \$19.
- Glides with felt pads (**FG**) are available for vinyl sheet, cork or laminate flooring, please specify. Add \$19.
- Glides with rubber pads (**RG**) are available for vinyl, hardwood, laminate, stone or ceramic flooring, please specify. Add \$19.
- For hard surface flooring casters, please specify (**C9R**). Add \$21.
- Pedestal base models have Black bases with 2” height adjustable cylinders, please specify: (**SH**) Swivel, auto return to max height. No upcharge. (**SN**) Non-swivel, auto return to max height. Add \$16. (**SC**) Swivel, auto return to center and return to max height. Add \$26.

	Duet Chairs Stacking Capability		Duet Stools Stacking Capability	
	Stacking on floor	Stacking on dolly #6624	Stacking on floor	Stacking on dolly
Armless				
Polypropylene seat & back	up to 12 high	up to 40* high	up to 12 high	N/A
Polypropylene back & upholstered seat	up to 5 high	up to 12 high	up to 5 high	N/A
Upholstered seat & back	up to 5 high	up to 12 high	up to 3 high	N/A
With Arms				
Polypropylene seat & back	up to 5 high	up to 24 high	up to 5 high	N/A
Polypropylene back & upholstered seat	up to 5 high	up to 12 high	up to 5 high	N/A
Upholstered seat & back	up to 5 high	up to 12 high	up to 3 high	N/A

* through 80” doorway, stacks 36 high.

DESCRIPTION	FEATURES	MODEL#	STANDARD TEXTILE GRADES					
-------------	----------	--------	-------------------------	--	--	--	--	--



Armchair
COM: N/A
Unit weight: 19 LB | 8.6 KG
Carton weight: 21.75 LB | 9.87 KG
Carton volume: 24 FT³ | 0.67 MT³

Polypropylene seat & back.
Stacks 5 high on floor.
Stacks 24 high on dolly.

List price								
6620		333						
OVERALL DIMENSIONS			SEAT DIMENSIONS			BACK DIMENSIONS		
W	D	H	W	D	H	W	H	
IN 25.5	22.75	33.25	18	17.5	16.5	18	16	
MM 648	578	845	457	445	419	457	406	
RTA 00		4 per carton (pricing and specifications are for one chair)						



Armchair w/Backpack Rack
COM: N/A
Unit weight: 20 LB | 9.1 KG
Carton weight: 25 LB | 11.34 KG
Carton volume: 13.25 FT³ | 0.37 MT³

Polypropylene seat & back.
Does not stack.

List price								
6620P		504						
OVERALL DIMENSIONS			SEAT DIMENSIONS			BACK DIMENSIONS		
W	D	H	W	D	H	W	H	
IN 25.5	22.75	33.25	18	17.5	16.5	18	16	
MM 648	578	845	457	445	419	457	406	
RTA 00		1 per carton						



Armchair w/Tablet
COM: N/A
Unit weight: 27 LB | 12.3 KG
Carton weight: 34 LB | 15.42 KG
Carton volume: 23 FT³ | 0.65 MT³

Polypropylene seat & back.
Does not stack.
Specify (L) left or (R) right tablet.

List price								
6620TR		627						
6620TL								
OVERALL DIMENSIONS			SEAT DIMENSIONS			BACK DIMENSIONS		
W	D	H	W	D	H	W	H	
IN 26.25	27.75	33.25	18	17.5	16.5	18	16	
MM 667	705	845	457	445	419	457	406	
RTA 2		2 per carton (pricing and specifications are for one chair)						



Armchair w/Tablet and Backpack Rack
COM: N/A
Unit weight: 29 LB | 13.2 KG
Carton weight: 34 LB | 15.42 KG
Carton volume: 16.25 FT³ | 0.46 MT³

Polypropylene seat & back.
Does not stack.
Specify (L) left or (R) right tablet.







List price								
6620TRP		801						
6620LTP								
OVERALL DIMENSIONS			SEAT DIMENSIONS			BACK DIMENSIONS		
W	D	H	W	D	H	W	H	
IN 26.25	27.75	33.25	18	17.5	16.5	18	16	
MM 667	705	845	457	445	419	457	406	
RTA 00		1 per carton						











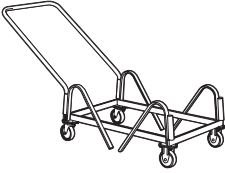




Armless Chair
COM: N/A
Unit weight: 18 LB | 8.2 KG
Carton weight: 20.5 LB | 9.3 KG
Carton volume: 14.25 FT³ | 0.4 MT³






Polypropylene seat & back.
Stacks 12 high on floor.
Stacks 40 high on dolly.






List price								
6621		257						
6621G		276						
Ganging								
OVERALL DIMENSIONS			SEAT DIMENSIONS			BACK DIMENSIONS		
W	D	H	W	D	H	W	H	
IN 20.75	22.75	33.25	18	17.5	16.5	18	16	
MM 527	578	845	457	445	419	457	406	
RTA 00		4 per carton (pricing and specifications are for one chair)						






DESCRIPTION	FEATURES	MODEL#	STANDARD TEXTILE GRADES																																				
 <p>6621P</p>	 <p>6621GP</p>	List price																																					
		<p>6621P 431</p> <p>6621GP 452</p>	<p>OVERALL DIMENSIONS</p> <p>W D H</p>			<p>SEAT DIMENSIONS</p> <p>W D H</p>			<p>BACK DIMENSIONS</p> <p>W H</p>																														
<p>Armless Chair w/Backpack Rack COM: N/A Unit weight: 20 LB 9.1 KG Carton weight: 28 LB 12.7 KG Carton volume: 13.75 FT³ 0.38 MT³</p>		<p>Polypropylene seat & back. Does not stack.</p>		<p>IN 20.75 22.75 33.25</p> <p>MM 527 578 845</p>	<p>18 17.5 16.5</p> <p>457 445 419</p>	<p>18 16</p> <p>457 406</p>						<p>RTA 00 1 per carton</p>																											
		List price																																					
		<p>6621TR 554</p> <p>6621TL</p>	<p>OVERALL DIMENSIONS</p> <p>W D H</p>			<p>SEAT DIMENSIONS</p> <p>W D H</p>			<p>BACK DIMENSIONS</p> <p>W H</p>																														
<p>Armless Chair w/Tablet COM: N/A Unit weight: 26 LB 11.8 KG Carton weight: 33 LB 14.97 KG Carton volume: 23 FT³ 0.65 MT³</p>		<p>Polypropylene seat & back. Does not stack.</p>		<p>IN 24.5 27.75 33.25</p> <p>MM 622 705 845</p>	<p>18 17.5 16.5</p> <p>457 445 419</p>	<p>18 16</p> <p>457 406</p>	<p>Specify (L) left or (R) right tablet.</p>					<p>RTA 2 2 per carton (pricing and specifications are for one chair)</p>																											
		List price																																					
		<p>6621TRP 728</p> <p>6621TLP</p>	<p>OVERALL DIMENSIONS</p> <p>W D H</p>			<p>SEAT DIMENSIONS</p> <p>W D H</p>			<p>BACK DIMENSIONS</p> <p>W H</p>																														
<p>Armless Chair w/Tablet and Backpack Rack COM: N/A Unit weight: 27 LB 12.3 KG Carton weight: 32 LB 14.51 KG Carton volume: 16.25 FT³ 0.46 MT³</p>		<p>Polypropylene seat & back. Does not stack.</p>		<p>IN 24.5 27.75 33.25</p> <p>MM 622 705 845</p>	<p>18 17.5 16.5</p> <p>457 445 419</p>	<p>18 16</p> <p>457 406</p>	<p>Specify (L) left or (R) right tablet.</p>					<p>RTA 00 1 per carton</p>																											
		<table border="1"> <tr> <td></td> <td>1</td><td>2</td><td>3</td><td>4</td><td>5</td><td>6</td><td>7</td><td>8</td><td>9</td><td>10</td><td>11</td><td>12</td> </tr> <tr> <td>6622</td> <td>431</td><td>455</td><td>475</td><td>499</td><td>537</td><td>572</td><td>607</td><td>638</td><td>676</td><td>712</td><td>761</td><td>830</td> </tr> </table>													1	2	3	4	5	6	7	8	9	10	11	12	6622	431	455	475	499	537	572	607	638	676	712	761	830
			1	2	3	4	5	6	7	8	9	10	11	12																									
6622	431	455	475	499	537	572	607	638	676	712	761	830																											
<p>Armchair COM: 0.75 YD 0.69 M Unit weight: 22 LB 10 KG Carton weight: 25.25 LB 11.45 KG Carton volume: 26.75 FT³ 0.75 MT³</p>		<p>Upholstered seat/polypropylene back. Stacks 5 high on floor. Stacks 12 high on dolly.</p>		<p>IN 25.5 23 33.25</p> <p>MM 648 584 845</p>	<p>18 17.5 17</p> <p>457 445 432</p>	<p>18 15.5</p> <p>457 394</p>	<p>RTA 00 4 per carton (pricing and specifications are for one chair)</p>																																
		<table border="1"> <tr> <td></td> <td>1</td><td>2</td><td>3</td><td>4</td><td>5</td><td>6</td><td>7</td><td>8</td><td>9</td><td>10</td><td>11</td><td>12</td> </tr> <tr> <td>6622P</td> <td>606</td><td>630</td><td>650</td><td>674</td><td>712</td><td>747</td><td>782</td><td>813</td><td>851</td><td>887</td><td>936</td><td>1005</td> </tr> </table>													1	2	3	4	5	6	7	8	9	10	11	12	6622P	606	630	650	674	712	747	782	813	851	887	936	1005
			1	2	3	4	5	6	7	8	9	10	11	12																									
6622P	606	630	650	674	712	747	782	813	851	887	936	1005																											
<p>Armchair w/Backpack Rack COM: 0.75 YD 0.69 M Unit weight: 24 LB 10.9 KG Carton weight: 29 LB 13.15 KG Carton volume: 13.25 FT³ 0.37 MT³</p>		<p>Upholstered seat/polypropylene back. Does not stack.</p>		<p>IN 25.5 23 33.25</p> <p>MM 648 584 845</p>	<p>18 17.5 17</p> <p>457 445 432</p>	<p>18 15.5</p> <p>457 394</p>	<p>RTA 00 1 per carton</p>																																








DESCRIPTION	FEATURES	MODEL#	STANDARD TEXTILE GRADES											
			1	2	3	4	5	6	7	8	9	10	11	12
 <p>Armchair w/Tablet COM: 0.75 YD 0.69 M Unit weight: 27 LB 12.3 KG Carton weight: 19 LB 8.62 KG Carton volume: 23 FT³ 0.65 MT³</p>	Upholstered seat/polypropylene back. Does not stack. Specify (L) left or (R) right tablet.	6622TR 6622TL	728	752	772	796	834	869	904	935	973	1009	1058	1127
			OVERALL DIMENSIONS			SEAT DIMENSIONS			BACK DIMENSIONS					
			W	D	H	W	D	H	W	H				
			IN 26.25 MM 667	27.75 705	33.25 845	18 457	17.5 445	17 432	18 457	15.5 394				
			RTA 2 2 per carton (pricing and specifications are for one chair)											
 <p>Armchair w/Tablet and Backpack Rack COM: 0.75 YD 0.69 M Unit weight: 32 LB 14.5 KG Carton weight: 37 LB 16.78 KG Carton volume: 16.25 FT³ 0.46 MT³</p>	Upholstered seat/polypropylene back. Does not stack. Specify (L) left or (R) right tablet.	6622TRP 6622TLP	901	925	945	969	1007	1042	1077	1108	1146	1182	1231	1300
			OVERALL DIMENSIONS			SEAT DIMENSIONS			BACK DIMENSIONS					
			W	D	H	W	D	H	W	H				
			IN 26.25 MM 667	27.75 705	33.25 845	18 457	17.5 445	17 432	18 457	15.5 394				
			RTA 00 1 per carton											
  <p>Armless Chair COM: 0.75 YD 0.69 M Unit weight: 21 LB 9.5 KG Carton weight: 24.25 LB 11 KG Carton volume: 19.25 FT³ 0.54 MT³</p>	Upholstered seat/polypropylene back. Stacks 5 high on floor. Stacks 12 high on dolly.	6623 6623G Ganging	360	384	404	428	466	501	536	567	605	641	690	759
			OVERALL DIMENSIONS			SEAT DIMENSIONS			BACK DIMENSIONS					
			W	D	H	W	D	H	W	H				
			IN 20.5 MM 521	23 584	33.25 845	18 457	17.5 445	17 432	18 457	15.5 394				
			RTA 00 4 per carton (pricing and specifications are for one chair)											
  <p>Armless Chair w/Backpack Rack COM: 0.75 YD 0.69 M Unit weight: 23 LB 10.5 KG Carton weight: 31 LB 14.06 KG Carton volume: 13.75 FT³ 0.38 MT³</p>	Upholstered seat/polypropylene back. Does not stack.	6623P 6623GP Ganging	532	556	576	600	638	673	708	739	777	813	862	931
			OVERALL DIMENSIONS			SEAT DIMENSIONS			BACK DIMENSIONS					
			W	D	H	W	D	H	W	H				
			IN 20.5 MM 521	23 584	33.25 845	18 457	17.5 445	17 432	18 457	15.5 394				
			RTA 00 1 per carton											
 <p>Armless Chair w/Tablet COM: 0.75 YD 0.69 M Unit weight: 29 LB 13.2 KG Carton weight: 36 LB 16.33 KG Carton volume: 23 FT³ 0.65 MT³</p>	Upholstered seat/polypropylene back. Does not stack. Specify (L) left or (R) right tablet.	6623TR 6623TL	653	677	697	721	759	794	829	860	898	934	983	1052
			OVERALL DIMENSIONS			SEAT DIMENSIONS			BACK DIMENSIONS					
			W	D	H	W	D	H	W	H				
			IN 24.5 MM 622	27.75 705	33.25 845	18 457	17.5 445	17 432	18 457	15.5 394				
			RTA 2 2 per carton (pricing and specifications are for one chair)											











DESCRIPTION	FEATURES	MODEL#	STANDARD TEXTILE GRADES														
			1	2	3	4	5	6	7	8	9	10	11	12			
 <p>Armless Chair w/Tablet and Backpack Rack COM: 0.75 YD 0.69 M Unit weight: 30 LB 13.6 KG Carton weight: 35 LB 15.88 KG Carton volume: 16.25 FT³ 0.46 MT³</p>	Upholstered seat/polypropylene back. Does not stack. Specify (L) left or (R) right tablet.	6623TRP 6623TLP	828	852	872	896	934	969	1004	1035	1073	1109	1158	1227			
			OVERALL DIMENSIONS			SEAT DIMENSIONS			BACK DIMENSIONS								
			W	D	H	W	D	H	W	H							
			IN 24.5	27.75	33.25	18	17.5	17	18	15.5							
			MM 622	705	845	457	445	432	457	394							
		RTA 00	1 per carton														
List price													6624	867			
 <p>Dolly COM: N/A Unit weight: 33 LB 15 KG Carton weight: 40 LB 18.14 KG Carton volume: 9.5 FT³ 0.26 MT³</p>		6624	828	852	872	896	934	969	1004	1035	1073	1109	1158	1227			
			OVERALL DIMENSIONS			SEAT DIMENSIONS			BACK DIMENSIONS								
			W	D	H	W	D	H	W	H							
			IN 22.5	51	38.25	-	-	-	-	-							
			MM 572	1295	972	-	-	-	-	-							
		RTA 1	1 per carton														
List price													6626	21			
 <p>Ganging Clamps - Set of 2 COM: N/A Unit weight: 0.25 LB 0.1 KG Carton weight: 0.3 LB 0.14 KG Carton volume: 0.04 FT³ 0.001 MT³</p>	For armchairs and models without built in ganging device (G).	6626	1	6.5	0.75	-	-	-	-	-	-	-	-	-			
			OVERALL DIMENSIONS			SEAT DIMENSIONS			BACK DIMENSIONS								
			W	D	H	W	D	H	W	H							
			IN 1	6.5	0.75	-	-	-	-	-							
			MM 25	165	19	-	-	-	-	-							
		RTA 00		Pricing is for the set, specifications are for one bracket													
 <p>Armchair COM: 0.75 YD 0.69 M Unit weight: 24 LB 10.9 KG Carton weight: 27.25 LB 12.36 KG Carton volume: 26.75 FT³ 0.75 MT³</p>	Upholstered seat & back. Stacks 5 high on floor. Stacks 12 high on dolly.	6627	486	510	530	554	592	627	662	693	731	767	816	885			
			OVERALL DIMENSIONS			SEAT DIMENSIONS			BACK DIMENSIONS								
			W	D	H	W	D	H	W	H							
			IN 25.5	23	33.25	18	17	17	18	15.5							
			MM 648	584	845	457	432	432	457	394							
		RTA 00	4 per carton (pricing and specifications are for one chair)														
 <p>Armchair w/Backpack Rack COM: 0.75 YD 0.69 M Unit weight: 26 LB 11.8 KG Carton weight: 31 LB 14.06 KG Carton volume: 13.25 FT³ 0.37 MT³</p>	Upholstered seat & back. Does not stack.	6627P	655	679	699	723	761	796	831	862	900	936	985	1054			
			OVERALL DIMENSIONS			SEAT DIMENSIONS			BACK DIMENSIONS								
			W	D	H	W	D	H	W	H							
			IN 25.5	23	33.25	18	17	17	18	15.5							
			MM 648	584	845	457	432	432	457	394							
		RTA 00	1 per carton														




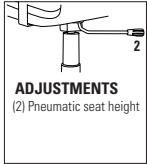

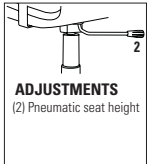

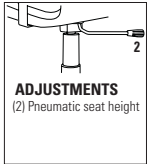
DESCRIPTION	FEATURES	MODEL#	STANDARD TEXTILE GRADES											
			1	2	3	4	5	6	7	8	9	10	11	12
 <p>Armchair w/Tablet COM: 0.75 YD 0.69 M Unit weight: 32 LB 14.5 KG Carton weight: 38 LB 17.24 KG Carton volume: 16 FT³ 0.45 MT³</p>	Upholstered seat & back. Does not stack. Specify (L) left or (R) right tablet.	6627TR 6627TL	779	803	823	847	885	920	955	986	1024	1060	1109	1178
			OVERALL DIMENSIONS			SEAT DIMENSIONS			BACK DIMENSIONS					
			W	D	H	W	D	H	W	H				
			IN 26.25 MM 667	27.75 705	33.25 845	18 457	17 432	17 432	18 457	15.5 394				
			RTA 2	2 per carton (pricing and specifications are for one chair)										
 <p>Armchair w/Tablet and Backpack Rack COM: 0.75 YD 0.69 M Unit weight: 34 LB 15.5 KG Carton weight: 39 LB 17.69 KG Carton volume: 16.25 FT³ 0.46 MT³</p>	Upholstered seat & back. Does not stack. Specify (L) left or (R) right tablet.	6627TRP 6627TLP	952	976	996	1020	1058	1093	1128	1159	1197	1233	1282	1351
			OVERALL DIMENSIONS			SEAT DIMENSIONS			BACK DIMENSIONS					
			W	D	H	W	D	H	W	H				
			IN 26.25 MM 667	27.75 705	33.25 845	18 457	17 432	17 432	18 457	15.5 394				
			RTA 00	1 per carton										
 <p>Armless Chair COM: 0.75 YD 0.69 M Unit weight: 23 LB 10.5 KG Carton weight: 26.25 LB 11.91 KG Carton volume: 19.25 FT³ 0.54 MT³</p>	Upholstered seat & back. Stacks 5 high on floor. Stacks 12 high on dolly.	6628 6628G Ganging	410	434	454	478	516	551	586	617	655	691	740	809
			OVERALL DIMENSIONS			SEAT DIMENSIONS			BACK DIMENSIONS					
			W	D	H	W	D	H	W	H				
			IN 20.5 MM 521	23 584	33.25 845	18 457	17 432	17 432	18 457	15.5 394				
			RTA 00	4 per carton (pricing and specifications are for one chair)										
 <p>Armless Chair w/Backpack Rack COM: 0.75 YD 0.69 M Unit weight: 25 LB 11.4 KG Carton weight: 30 LB 13.61 KG Carton volume: 11.25 FT³ 0.31 MT³</p>	Upholstered seat & back. Does not stack.	6628P 6628GP Ganging	584	608	628	652	690	725	760	791	829	865	914	983
			OVERALL DIMENSIONS			SEAT DIMENSIONS			BACK DIMENSIONS					
			W	D	H	W	D	H	W	H				
			IN 20.5 MM 521	23 584	33.25 845	18 457	17 432	17 432	18 457	15.5 394				
			RTA 00	1 per carton										
 <p>Armless Chair w/Tablet COM: 0.75 YD 0.69 M Unit weight: 31 LB 14.1 KG Carton weight: 38 LB 17.24 KG Carton volume: 23 FT³ 0.65 MT³</p>	Upholstered seat & back. Does not stack. Specify (L) left or (R) right tablet.	6628TR 6628TL	706	730	750	774	812	847	882	913	951	987	1036	1105
			OVERALL DIMENSIONS			SEAT DIMENSIONS			BACK DIMENSIONS					
			W	D	H	W	D	H	W	H				
			IN 24.5 MM 622	27.75 705	33.25 845	18 457	17 432	17 432	18 457	15.5 394				
			RTA 2	2 per carton (pricing and specifications are for one chair)										


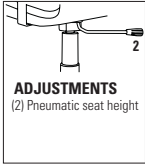

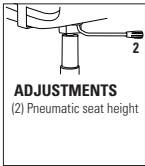

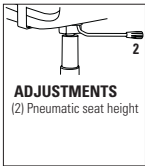


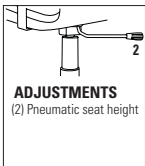

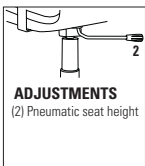
DESCRIPTION	FEATURES	MODEL#	STANDARD TEXTILE GRADES											
			1	2	3	4	5	6	7	8	9	10	11	12
 <p>Armless Chair w/Tablet and Backpack Rack COM: 0.75 YD 0.69 M Unit weight: 33 LB 15 KG Carton weight: 38 LB 17.24 KG Carton volume: 16.25 FT³ 0.46 MT³</p>	Upholstered seat & back. Does not stack. Specify (L) left or (R) right tablet.	6628TRP 6628TLP	880	904	924	948	986	1021	1056	1087	1125	1161	1210	1279
			OVERALL DIMENSIONS			SEAT DIMENSIONS			BACK DIMENSIONS					
			W	D	H	W	D	H	W	H				
			IN 24.5 MM 622	27.75 705	33.25 845	18 457	17 432	17 432	18 457	15.5 394				
			RTA 00		1 per carton									
 <p>Bar Stool w/Arms COM: N/A Unit weight: 27 LB 12.3 KG Carton weight: 30 LB 13.61 KG Carton volume: 21.5 FT³ 0.6 MT³</p>	Polypropylene seat & back. Stacks 5 high on floor.	6630	List price											
			539											
			OVERALL DIMENSIONS			SEAT DIMENSIONS			BACK DIMENSIONS					
			W	D	H	W	D	H	W	H				
			IN 25.5 MM 648	23.5 597	45 1143	18 457	17.5 445	29.5 749	18 457	16 406				
RTA 00		2 per carton (pricing and specifications are for one chair)												
 <p>Armless Bar Stool COM: N/A Unit weight: 26 LB 11.8 KG Carton weight: 30.5 LB 13.83 KG Carton volume: 18.25 FT³ 0.51 MT³</p>	Polypropylene seat & back. Stacks 12 high on floor.	6631	List price											
			467											
			OVERALL DIMENSIONS			SEAT DIMENSIONS			BACK DIMENSIONS					
			W	D	H	W	D	H	W	H				
			IN 20.75 MM 527	23.5 597	45 1143	18 457	17.5 445	29.5 749	18 457	16 406				
RTA 00		2 per carton (pricing and specifications are for one chair)												
 <p>Bar Stool w/Arms COM: 0.75 YD 0.69 M Unit weight: 28 LB 12.7 KG Carton weight: 31 LB 14.06 KG Carton volume: 21.5 FT³ 0.6 MT³</p>	Upholstered seat/polypropylene back. Stacks 5 high on floor.	6632	1	2	3	4	5	6	7	8	9	10	11	12
			641	665	685	709	747	782	817	848	886	922	971	1040
			OVERALL DIMENSIONS			SEAT DIMENSIONS			BACK DIMENSIONS					
			W	D	H	W	D	H	W	H				
			IN 25.5 MM 648	23.5 597	45 1143	18 457	17.5 445	30 762	18 457	15.5 394				
RTA 00		2 per carton (pricing and specifications are for one chair)												
 <p>Armless Bar Stool COM: 0.75 YD 0.69 M Unit weight: 27 LB 12.3 KG Carton weight: 31.5 LB 14.29 KG Carton volume: 18.25 FT³ 0.51 MT³</p>	Upholstered seat/polypropylene back. Stacks 5 high on floor.	6633	1	2	3	4	5	6	7	8	9	10	11	12
			565	589	609	633	671	706	741	772	810	846	895	964
			OVERALL DIMENSIONS			SEAT DIMENSIONS			BACK DIMENSIONS					
			W	D	H	W	D	H	W	H				
			IN 20.75 MM 527	23.5 597	45 1143	18 457	17.5 445	30 762	18 457	15.5 394				
RTA 00		2 per carton (pricing and specifications are for one chair)												


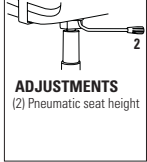

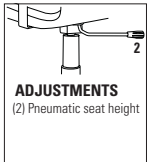


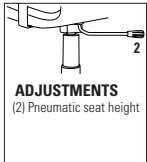

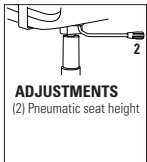

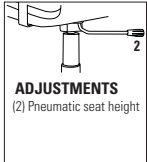
DESCRIPTION	FEATURES	MODEL#	STANDARD TEXTILE GRADES														
			1	2	3	4	5	6	7	8	9	10	11	12			
 <p>Bar Stool w/Arms COM: 0.75 YD 0.69 M Unit weight: 28.5 LB 13 KG Carton weight: 31.5 LB 14.29 KG Carton volume: 21.5 FT³ 0.6 MT³</p>	Upholstered seat & back. Stacks 3 high on floor.	6637	693	717	737	761	799	834	869	900	938	974	1023	1092			
			OVERALL DIMENSIONS			SEAT DIMENSIONS			BACK DIMENSIONS								
			W	D	H	W	D	H	W	H							
			IN 25.5	23.5	45	18	17	30	18	15.5							
			MM 648	597	1143	457	432	762	457	394							
		RTA 00	2 per carton (pricing and specifications are for one chair)														
 <p>Armless Bar Stool COM: 0.75 YD 0.69 M Unit weight: 27.5 LB 12.5 KG Carton weight: 32 LB 14.51 KG Carton volume: 18.25 FT³ 0.51 MT³</p>	Upholstered seat & back. Stacks 3 high on floor.	6638	620	644	664	688	726	761	796	827	865	901	950	1019			
			OVERALL DIMENSIONS			SEAT DIMENSIONS			BACK DIMENSIONS								
			W	D	H	W	D	H	W	H							
			IN 20.75	23.5	45	18	17	30	18	15.5							
			MM 527	597	1143	457	432	762	457	394							
		RTA 00	2 per carton (pricing and specifications are for one chair)														
 <p>Counter Stool w/Arms COM: N/A Unit weight: 22 LB 10 KG Carton weight: 25 LB 11.34 KG Carton volume: 21.5 FT³ 0.6 MT³</p>	Polypropylene seat & back. Stacks 5 high on floor.	6660	List price														
			504														
			OVERALL DIMENSIONS			SEAT DIMENSIONS			BACK DIMENSIONS								
			W	D	H	W	D	H	W	H							
			IN 25.5	23.5	39.5	18	17.5	24	18	16							
MM 648	597	1003	457	445	610	457	406										
		RTA 00	2 per carton (pricing and specifications are for one chair)														
 <p>Armless Counter Stool COM: N/A Unit weight: 21 LB 9.5 KG Carton weight: 25.5 LB 11.57 KG Carton volume: 18.25 FT³ 0.51 MT³</p>	Polypropylene seat & back. Stacks 12 high on floor.	6661	List price														
			431														
			OVERALL DIMENSIONS			SEAT DIMENSIONS			BACK DIMENSIONS								
			W	D	H	W	D	H	W	H							
			IN 20.75	23.5	39.5	18	17.5	24	18	16							
MM 527	597	1003	457	445	610	457	406										
		RTA 00	2 per carton (pricing and specifications are for one chair)														
 <p>Counter Stool w/Arms COM: 0.75 YD 0.69 M Unit weight: 23 LB 10.5 KG Carton weight: 26 LB 11.79 KG Carton volume: 21.5 FT³ 0.6 MT³</p>	Upholstered seat/polypropylene back. Stacks 5 high on floor.	6662	606	630	650	674	712	747	782	813	851	887	936	1005			
			OVERALL DIMENSIONS			SEAT DIMENSIONS			BACK DIMENSIONS								
			W	D	H	W	D	H	W	H							
			IN 25.5	23.5	39.5	18	17.5	24.5	18	15.5							
			MM 648	597	1003	457	445	622	457	394							
		RTA 00	2 per carton (pricing and specifications are for one chair)														


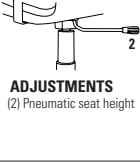


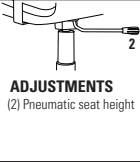

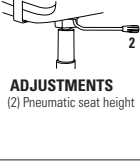

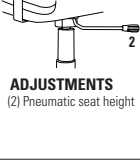

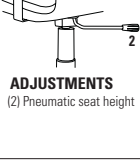

DESCRIPTION	FEATURES	MODEL#	STANDARD TEXTILE GRADES													
			1	2	3	4	5	6	7	8	9	10	11	12		
 <p>Armless Counter Stool COM: 0.75 YD 0.69 M Unit weight: 22 LB 10 KG Carton weight: 26.5 LB 12.02 KG Carton volume: 18.25 FT³ 0.51 MT³</p>	Upholstered seat/polypropylene back. Stacks 5 high on floor.	6663	532	556	576	600	638	673	708	739	777	813	862	931		
			OVERALL DIMENSIONS			SEAT DIMENSIONS			BACK DIMENSIONS							
			W	D	H	W	D	H	W	H						
			IN 20.75	23.5	39.5	18	17.5	24.5	18	15.5						
			MM 527	597	1003	457	445	622	457	394						
		RTA 00	2 per carton (pricing and specifications are for one chair)													
 <p>Counter Stool w/Arms COM: 0.75 YD 0.69 M Unit weight: 23.5 LB 10.7 KG Carton weight: 26.5 LB 12.02 KG Carton volume: 21.5 FT³ 0.6 MT³</p>	Upholstered seat & back. Stacks 3 high on floor.	6667	655	679	699	723	761	796	831	862	900	936	985	1054		
			OVERALL DIMENSIONS			SEAT DIMENSIONS			BACK DIMENSIONS							
			W	D	H	W	D	H	W	H						
			IN 25.5	23.5	39.5	18	17	24.5	18	15.5						
			MM 648	597	1003	457	432	622	457	394						
		RTA 00	2 per carton (pricing and specifications are for one chair)													
 <p>Armless Counter Stool COM: 0.75 YD 0.69 M Unit weight: 22.5 LB 10.2 KG Carton weight: 25.5 LB 11.57 KG Carton volume: 17.5 FT³ 0.49 MT³</p>	Upholstered seat & back. Stacks 3 high on floor.	6668	584	608	628	652	690	725	760	791	829	865	914	983		
			OVERALL DIMENSIONS			SEAT DIMENSIONS			BACK DIMENSIONS							
			W	D	H	W	D	H	W	H						
			IN 20.75	23.5	39.5	18	17	24.5	18	15.5						
			MM 527	597	1003	457	432	622	457	394						
		RTA 00	2 per carton (pricing and specifications are for one chair)													
 <p>Seat Unit w/Arms COM: N/A Unit weight: 17 LB 7.7 KG Carton weight: 19 LB 8.62 KG Carton volume: 9.75 FT³ 0.27 MT³</p>	Polypropylene seat & back. Use with beam. See Beam Seating.	6690	List price													
					435											
			OVERALL DIMENSIONS			SEAT DIMENSIONS			BACK DIMENSIONS							
			W	D	H	W	D	H	W	H						
			IN 25.5	21	18	18	17.5	-	18	16						
MM 648	533	457	457	445	-	457	406									
		RTA 00		2 per carton (pricing and specifications are for one seat unit)												
 <p>Armless Seat Unit COM: N/A Unit weight: 16 LB 7.3 KG Carton weight: 18 LB 8.16 KG Carton volume: 6.5 FT³ 0.18 MT³</p>	Polypropylene seat & back. Use with beam. See Beam Seating.	6691	List price													
					362											
			OVERALL DIMENSIONS			SEAT DIMENSIONS			BACK DIMENSIONS							
			W	D	H	W	D	H	W	H						
			IN 18	21	18	18	17.5	-	18	16						
MM 457	533	457	457	445	-	457	406									
		RTA 00		2 per carton (pricing and specifications are for one seat unit)												


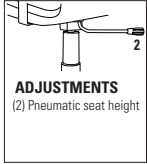

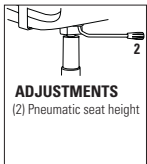

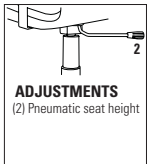

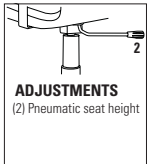


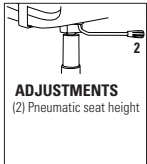

DESCRIPTION	FEATURES	MODEL#	STANDARD TEXTILE GRADES												
			1	2	3	4	5	6	7	8	9	10	11	12	
 <p>Seat Unit w/Arms COM: 0.75 YD 0.69 M Unit weight: 17 LB 7.7 KG Carton weight: 19 LB 8.62 KG Carton volume: 9.75 FT³ 0.27 MT³</p>	Upholstered seat/polypropylene back. Use with beam. See Beam Seating.	6692	534	558	578	602	640	675	710	741	779	815	864	933	
			OVERALL DIMENSIONS			SEAT DIMENSIONS			BACK DIMENSIONS						
			W	D	H	W	D	H	W	H					
			IN 25.5 MM 648	21 533	18 457	18 457	17.5 445	- -	18 457	15.5 394					
			RTA 00		2 per carton (pricing and specifications are for one seat unit)										
 <p>Armless Seat Unit COM: 0.75 YD 0.69 M Unit weight: 17 LB 7.7 KG Carton weight: 19 LB 8.62 KG Carton volume: 6.5 FT³ 0.18 MT³</p>	Upholstered seat/polypropylene back. Use with beam. See Beam Seating.	6693	462	486	506	530	568	603	638	669	707	743	792	861	
			OVERALL DIMENSIONS			SEAT DIMENSIONS			BACK DIMENSIONS						
			W	D	H	W	D	H	W	H					
			IN 18 MM 457	21 533	18 457	18 457	17.5 445	- -	18 457	15.5 394					
			RTA 00		2 per carton (pricing and specifications are for one seat unit)										
 <p>Seat Unit w/Arms COM: 0.75 YD 0.69 M Unit weight: 18 LB 8.2 KG Carton weight: 20 LB 9.07 KG Carton volume: 9.75 FT³ 0.27 MT³</p>	Upholstered seat & back. Use with beam. See Beam Seating.	6697	589	613	633	657	695	730	765	796	834	870	919	988	
			OVERALL DIMENSIONS			SEAT DIMENSIONS			BACK DIMENSIONS						
			W	D	H	W	D	H	W	H					
			IN 25.5 MM 648	21 533	18 457	18 457	17 432	- -	18 457	15.5 394					
			RTA 00		2 per carton (pricing and specifications are for one seat unit)										
 <p>Armless Seat Unit COM: 0.75 YD 0.69 M Unit weight: 17 LB 7.7 KG Carton weight: 19 LB 8.62 KG Carton volume: 6.5 FT³ 0.18 MT³</p>	Upholstered seat & back. Use with beam. See Beam Seating.	6698	516	540	560	584	622	657	692	723	761	797	846	915	
			OVERALL DIMENSIONS			SEAT DIMENSIONS			BACK DIMENSIONS						
			W	D	H	W	D	H	W	H					
			IN 18 MM 457	21 533	18 457	18 457	17 432	- -	18 457	15.5 394					
			RTA 00		2 per carton (pricing and specifications are for one seat unit)										
 <p>Task w/Arms COM: N/A Unit weight: 27 LB 12.3 KG Carton weight: 32 LB 14.51 KG Carton volume: 9.75 FT³ 0.27 MT³</p>	 <p>ADJUSTMENTS (2) Pneumatic seat height</p>	Polypropylene seat & back. Ergonomic features: C, M	List price												
			6720	579											
			OVERALL DIMENSIONS			SEAT DIMENSIONS			BACK DIMENSIONS						
			W	D	H	W	D	H	W	H					
IN 25.5 MM 648	21.5 546	32.5 826	18 457	17.5 445	14-19 356-483	18 457	16 406								
			RTA 1		1 per carton										


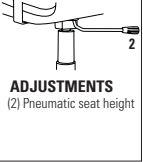


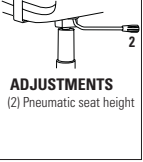


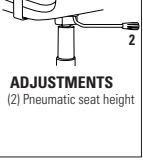

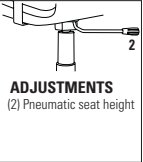

DESCRIPTION	FEATURES	MODEL#	STANDARD TEXTILE GRADES																																
 <p>Task w/Arms Pedestal Base COM: N/A Unit weight: 27 LB 12.3 KG Carton weight: 37 LB 16.78 KG Carton volume: 10.75 FT³ 0.3 MT³</p>	 <p>ADJUSTMENTS (2) Pneumatic seat height</p>	<p>List price</p> <p>6720PB 823</p>																																	
		<table border="1"> <thead> <tr> <th colspan="3">OVERALL DIMENSIONS</th> <th colspan="3">SEAT DIMENSIONS</th> <th colspan="2">BACK DIMENSIONS</th> </tr> <tr> <th>W</th> <th>D</th> <th>H</th> <th>W</th> <th>D</th> <th>H</th> <th>W</th> <th>H</th> </tr> </thead> <tbody> <tr> <td>IN 25.5</td> <td>21.5</td> <td>33</td> <td>18</td> <td>17.5</td> <td>16-18</td> <td>18</td> <td>16</td> </tr> <tr> <td>MM 648</td> <td>546</td> <td>838</td> <td>457</td> <td>445</td> <td>406-457</td> <td>457</td> <td>406</td> </tr> </tbody> </table>	OVERALL DIMENSIONS			SEAT DIMENSIONS			BACK DIMENSIONS		W	D	H	W	D	H	W	H	IN 25.5	21.5	33	18	17.5	16-18	18	16	MM 648	546	838	457	445	406-457	457	406	
		OVERALL DIMENSIONS			SEAT DIMENSIONS			BACK DIMENSIONS																											
W	D	H	W	D	H	W	H																												
IN 25.5	21.5	33	18	17.5	16-18	18	16																												
MM 648	546	838	457	445	406-457	457	406																												
<p>RTA 1 1 per carton</p>																																			
 <p>Task w/Arms and Tablet COM: N/A Unit weight: 33 LB 15 KG Carton weight: 40 LB 18.14 KG Carton volume: 15.75 FT³ 0.44 MT³</p>	 <p>ADJUSTMENTS (2) Pneumatic seat height</p>	<p>List price</p> <p>6720TR 872 6720TL</p>																																	
		<table border="1"> <thead> <tr> <th colspan="3">OVERALL DIMENSIONS</th> <th colspan="3">SEAT DIMENSIONS</th> <th colspan="2">BACK DIMENSIONS</th> </tr> <tr> <th>W</th> <th>D</th> <th>H</th> <th>W</th> <th>D</th> <th>H</th> <th>W</th> <th>H</th> </tr> </thead> <tbody> <tr> <td>IN 26.5</td> <td>25.5</td> <td>33.25</td> <td>18</td> <td>17.5</td> <td>14.5-19.5</td> <td>18</td> <td>16</td> </tr> <tr> <td>MM 673</td> <td>648</td> <td>845</td> <td>457</td> <td>445</td> <td>368-495</td> <td>457</td> <td>406</td> </tr> </tbody> </table>	OVERALL DIMENSIONS			SEAT DIMENSIONS			BACK DIMENSIONS		W	D	H	W	D	H	W	H	IN 26.5	25.5	33.25	18	17.5	14.5-19.5	18	16	MM 673	648	845	457	445	368-495	457	406	
		OVERALL DIMENSIONS			SEAT DIMENSIONS			BACK DIMENSIONS																											
W	D	H	W	D	H	W	H																												
IN 26.5	25.5	33.25	18	17.5	14.5-19.5	18	16																												
MM 673	648	845	457	445	368-495	457	406																												
<p>RTA 00 1 per carton</p> <p>Specify (L) left or (R) right tablet.</p>																																			
 <p>Task w/Arms and Tablet Pedestal Base COM: N/A Unit weight: 36 LB 16.4 KG Carton weight: 45 LB 20.41 KG Carton volume: 10.75 FT³ 0.3 MT³</p>	 <p>ADJUSTMENTS (2) Pneumatic seat height</p>	<p>List price</p> <p>6720TRPB 1116 6720TLPB</p>																																	
		<table border="1"> <thead> <tr> <th colspan="3">OVERALL DIMENSIONS</th> <th colspan="3">SEAT DIMENSIONS</th> <th colspan="2">BACK DIMENSIONS</th> </tr> <tr> <th>W</th> <th>D</th> <th>H</th> <th>W</th> <th>D</th> <th>H</th> <th>W</th> <th>H</th> </tr> </thead> <tbody> <tr> <td>IN 26.5</td> <td>25.5</td> <td>33</td> <td>18</td> <td>17.5</td> <td>16-18</td> <td>18</td> <td>16</td> </tr> <tr> <td>MM 673</td> <td>648</td> <td>838</td> <td>457</td> <td>445</td> <td>406-457</td> <td>457</td> <td>406</td> </tr> </tbody> </table>	OVERALL DIMENSIONS			SEAT DIMENSIONS			BACK DIMENSIONS		W	D	H	W	D	H	W	H	IN 26.5	25.5	33	18	17.5	16-18	18	16	MM 673	648	838	457	445	406-457	457	406	
		OVERALL DIMENSIONS			SEAT DIMENSIONS			BACK DIMENSIONS																											
W	D	H	W	D	H	W	H																												
IN 26.5	25.5	33	18	17.5	16-18	18	16																												
MM 673	648	838	457	445	406-457	457	406																												
<p>RTA 1 1 per carton</p> <p>Specify (L) left or (R) right tablet.</p>																																			
 <p>Task Armless COM: N/A Unit weight: 26 LB 11.8 KG Carton weight: 31 LB 14.06 KG Carton volume: 9.75 FT³ 0.27 MT³</p>	 <p>ADJUSTMENTS (2) Pneumatic seat height</p>	<p>List price</p> <p>6721 501</p>																																	
		<table border="1"> <thead> <tr> <th colspan="3">OVERALL DIMENSIONS</th> <th colspan="3">SEAT DIMENSIONS</th> <th colspan="2">BACK DIMENSIONS</th> </tr> <tr> <th>W</th> <th>D</th> <th>H</th> <th>W</th> <th>D</th> <th>H</th> <th>W</th> <th>H</th> </tr> </thead> <tbody> <tr> <td>IN 18</td> <td>21.5</td> <td>32.5</td> <td>18</td> <td>17.5</td> <td>14-19</td> <td>18</td> <td>16</td> </tr> <tr> <td>MM 457</td> <td>546</td> <td>826</td> <td>457</td> <td>445</td> <td>356-483</td> <td>457</td> <td>406</td> </tr> </tbody> </table>	OVERALL DIMENSIONS			SEAT DIMENSIONS			BACK DIMENSIONS		W	D	H	W	D	H	W	H	IN 18	21.5	32.5	18	17.5	14-19	18	16	MM 457	546	826	457	445	356-483	457	406	
		OVERALL DIMENSIONS			SEAT DIMENSIONS			BACK DIMENSIONS																											
W	D	H	W	D	H	W	H																												
IN 18	21.5	32.5	18	17.5	14-19	18	16																												
MM 457	546	826	457	445	356-483	457	406																												
<p>RTA 1  1 per carton</p>																																			
 <p>Task Armless Pedestal Base COM: N/A Unit weight: 28 LB 12.7 KG Carton weight: 37 LB 16.78 KG Carton volume: 10.75 FT³ 0.3 MT³</p>	 <p>ADJUSTMENTS (2) Pneumatic seat height</p>	<p>List price</p> <p>6721PB 745</p>																																	
		<table border="1"> <thead> <tr> <th colspan="3">OVERALL DIMENSIONS</th> <th colspan="3">SEAT DIMENSIONS</th> <th colspan="2">BACK DIMENSIONS</th> </tr> <tr> <th>W</th> <th>D</th> <th>H</th> <th>W</th> <th>D</th> <th>H</th> <th>W</th> <th>H</th> </tr> </thead> <tbody> <tr> <td>IN 18</td> <td>21.5</td> <td>33</td> <td>18</td> <td>17.5</td> <td>16-18</td> <td>18</td> <td>16</td> </tr> <tr> <td>MM 457</td> <td>546</td> <td>838</td> <td>457</td> <td>445</td> <td>406-457</td> <td>457</td> <td>406</td> </tr> </tbody> </table>	OVERALL DIMENSIONS			SEAT DIMENSIONS			BACK DIMENSIONS		W	D	H	W	D	H	W	H	IN 18	21.5	33	18	17.5	16-18	18	16	MM 457	546	838	457	445	406-457	457	406	
		OVERALL DIMENSIONS			SEAT DIMENSIONS			BACK DIMENSIONS																											
W	D	H	W	D	H	W	H																												
IN 18	21.5	33	18	17.5	16-18	18	16																												
MM 457	546	838	457	445	406-457	457	406																												
<p>RTA 1 1 per carton</p>																																			

DESCRIPTION	FEATURES	MODEL#	STANDARD TEXTILE GRADES																														
 <p>Task Armless w/Tablet COM: N/A Unit weight: 32 LB 14.5 KG Carton weight: 39 LB 17.69 KG Carton volume: 15.75 FT³ 0.44 MT³</p>	 <p>ADJUSTMENTS (2) Pneumatic seat height</p>	<p>List price</p> <p>6721TR 798 6721TL</p>																															
			<p>Polypropylene seat & back. Ergonomic features: C, M</p> <p>Specify (L) left or (R) right tablet.</p>	<table border="1"> <thead> <tr> <th colspan="3">OVERALL DIMENSIONS</th> <th colspan="3">SEAT DIMENSIONS</th> <th colspan="2">BACK DIMENSIONS</th> </tr> <tr> <th>W</th> <th>D</th> <th>H</th> <th>W</th> <th>D</th> <th>H</th> <th>W</th> <th>H</th> </tr> </thead> <tbody> <tr> <td>IN 23.5</td> <td>25.5</td> <td>33.25</td> <td>18</td> <td>17.5</td> <td>14.5-19.5</td> <td>18</td> <td>16</td> </tr> <tr> <td>MM 597</td> <td>648</td> <td>845</td> <td>457</td> <td>445</td> <td>368-495</td> <td>457</td> <td>406</td> </tr> </tbody> </table> <p>RTA 00 1 per carton</p>	OVERALL DIMENSIONS			SEAT DIMENSIONS			BACK DIMENSIONS		W	D	H	W	D	H	W	H	IN 23.5	25.5	33.25	18	17.5	14.5-19.5	18	16	MM 597	648	845	457	445
OVERALL DIMENSIONS			SEAT DIMENSIONS			BACK DIMENSIONS																											
W	D	H	W	D	H	W	H																										
IN 23.5	25.5	33.25	18	17.5	14.5-19.5	18	16																										
MM 597	648	845	457	445	368-495	457	406																										
 <p>Task Armless w/Tablet Pedestal Base COM: N/A Unit weight: 34 LB 15.5 KG Carton weight: 43 LB 19.5 KG Carton volume: 10.75 FT³ 0.3 MT³</p>	 <p>ADJUSTMENTS (2) Pneumatic seat height</p>	<p>List price</p> <p>6721TRPB 1040 6721TLPB</p>																															
			<p>Polypropylene seat & back. Ergonomic features: C, M</p> <p>Specify (L) left or (R) right tablet.</p>	<table border="1"> <thead> <tr> <th colspan="3">OVERALL DIMENSIONS</th> <th colspan="3">SEAT DIMENSIONS</th> <th colspan="2">BACK DIMENSIONS</th> </tr> <tr> <th>W</th> <th>D</th> <th>H</th> <th>W</th> <th>D</th> <th>H</th> <th>W</th> <th>H</th> </tr> </thead> <tbody> <tr> <td>IN 23.5</td> <td>25.5</td> <td>33</td> <td>18</td> <td>17.5</td> <td>16-18</td> <td>18</td> <td>16</td> </tr> <tr> <td>MM 597</td> <td>648</td> <td>838</td> <td>457</td> <td>445</td> <td>406-457</td> <td>457</td> <td>406</td> </tr> </tbody> </table> <p>RTA 1 1 per carton</p>	OVERALL DIMENSIONS			SEAT DIMENSIONS			BACK DIMENSIONS		W	D	H	W	D	H	W	H	IN 23.5	25.5	33	18	17.5	16-18	18	16	MM 597	648	838	457	445
OVERALL DIMENSIONS			SEAT DIMENSIONS			BACK DIMENSIONS																											
W	D	H	W	D	H	W	H																										
IN 23.5	25.5	33	18	17.5	16-18	18	16																										
MM 597	648	838	457	445	406-457	457	406																										
 <p>Task w/Arms COM: 0.75 YD 0.69 M Unit weight: 28 LB 12.7 KG Carton weight: 33 LB 14.97 KG Carton volume: 9.75 FT³ 0.27 MT³</p>	 <p>ADJUSTMENTS (2) Pneumatic seat height</p>	<table border="1"> <thead> <tr> <th></th> <th>1</th> <th>2</th> <th>3</th> <th>4</th> <th>5</th> <th>6</th> <th>7</th> <th>8</th> <th>9</th> <th>10</th> <th>11</th> <th>12</th> </tr> </thead> <tbody> <tr> <td>6722</td> <td>675</td> <td>699</td> <td>719</td> <td>743</td> <td>781</td> <td>816</td> <td>851</td> <td>882</td> <td>920</td> <td>956</td> <td>1005</td> <td>1074</td> </tr> </tbody> </table>		1	2	3	4	5	6	7	8	9	10	11	12	6722	675	699	719	743	781	816	851	882	920	956	1005	1074					
				1	2	3	4	5	6	7	8	9	10	11	12																		
6722	675	699	719	743	781	816	851	882	920	956	1005	1074																					
<p>Upholstered seat/polypropylene back. Ergonomic features: C, M</p>	<table border="1"> <thead> <tr> <th colspan="3">OVERALL DIMENSIONS</th> <th colspan="3">SEAT DIMENSIONS</th> <th colspan="2">BACK DIMENSIONS</th> </tr> <tr> <th>W</th> <th>D</th> <th>H</th> <th>W</th> <th>D</th> <th>H</th> <th>W</th> <th>H</th> </tr> </thead> <tbody> <tr> <td>IN 25.5</td> <td>21.5</td> <td>32.5</td> <td>18</td> <td>17.5</td> <td>14.5-19.5</td> <td>18</td> <td>15.5</td> </tr> <tr> <td>MM 648</td> <td>546</td> <td>826</td> <td>457</td> <td>445</td> <td>368-495</td> <td>457</td> <td>394</td> </tr> </tbody> </table> <p>RTA 1  1 per carton</p>	OVERALL DIMENSIONS			SEAT DIMENSIONS			BACK DIMENSIONS		W	D	H	W	D	H	W	H	IN 25.5	21.5	32.5	18	17.5	14.5-19.5	18	15.5	MM 648	546	826	457	445	368-495	457	394
OVERALL DIMENSIONS			SEAT DIMENSIONS			BACK DIMENSIONS																											
W	D	H	W	D	H	W	H																										
IN 25.5	21.5	32.5	18	17.5	14.5-19.5	18	15.5																										
MM 648	546	826	457	445	368-495	457	394																										
 <p>Task w/Arms Pedestal Base COM: 0.75 YD 0.69 M Unit weight: 30 LB 13.6 KG Carton weight: 40 LB 18.14 KG Carton volume: 10.75 FT³ 0.3 MT³</p>	 <p>ADJUSTMENTS (2) Pneumatic seat height</p>	<table border="1"> <thead> <tr> <th></th> <th>1</th> <th>2</th> <th>3</th> <th>4</th> <th>5</th> <th>6</th> <th>7</th> <th>8</th> <th>9</th> <th>10</th> <th>11</th> <th>12</th> </tr> </thead> <tbody> <tr> <td>6722PB</td> <td>919</td> <td>943</td> <td>963</td> <td>987</td> <td>1025</td> <td>1060</td> <td>1095</td> <td>1126</td> <td>1164</td> <td>1200</td> <td>1249</td> <td>1318</td> </tr> </tbody> </table>		1	2	3	4	5	6	7	8	9	10	11	12	6722PB	919	943	963	987	1025	1060	1095	1126	1164	1200	1249	1318					
				1	2	3	4	5	6	7	8	9	10	11	12																		
6722PB	919	943	963	987	1025	1060	1095	1126	1164	1200	1249	1318																					
<p>Upholstered seat/polypropylene back. Ergonomic features: C, M</p>	<table border="1"> <thead> <tr> <th colspan="3">OVERALL DIMENSIONS</th> <th colspan="3">SEAT DIMENSIONS</th> <th colspan="2">BACK DIMENSIONS</th> </tr> <tr> <th>W</th> <th>D</th> <th>H</th> <th>W</th> <th>D</th> <th>H</th> <th>W</th> <th>H</th> </tr> </thead> <tbody> <tr> <td>IN 25.5</td> <td>21.5</td> <td>32.5</td> <td>18</td> <td>17.5</td> <td>16-18</td> <td>18</td> <td>15.5</td> </tr> <tr> <td>MM 648</td> <td>546</td> <td>826</td> <td>457</td> <td>445</td> <td>406-457</td> <td>457</td> <td>394</td> </tr> </tbody> </table> <p>RTA 1 1 per carton</p>	OVERALL DIMENSIONS			SEAT DIMENSIONS			BACK DIMENSIONS		W	D	H	W	D	H	W	H	IN 25.5	21.5	32.5	18	17.5	16-18	18	15.5	MM 648	546	826	457	445	406-457	457	394
OVERALL DIMENSIONS			SEAT DIMENSIONS			BACK DIMENSIONS																											
W	D	H	W	D	H	W	H																										
IN 25.5	21.5	32.5	18	17.5	16-18	18	15.5																										
MM 648	546	826	457	445	406-457	457	394																										
 <p>Task w/Arms and Tablet COM: 0.75 YD 0.69 M Unit weight: 34 LB 15.5 KG Carton weight: 41 LB 18.6 KG Carton volume: 15.75 FT³ 0.44 MT³</p>	 <p>ADJUSTMENTS (2) Pneumatic seat height</p>	<table border="1"> <thead> <tr> <th></th> <th>1</th> <th>2</th> <th>3</th> <th>4</th> <th>5</th> <th>6</th> <th>7</th> <th>8</th> <th>9</th> <th>10</th> <th>11</th> <th>12</th> </tr> </thead> <tbody> <tr> <td>6722TR 6722TL</td> <td>970</td> <td>994</td> <td>1014</td> <td>1038</td> <td>1076</td> <td>1111</td> <td>1146</td> <td>1177</td> <td>1215</td> <td>1251</td> <td>1300</td> <td>1369</td> </tr> </tbody> </table>		1	2	3	4	5	6	7	8	9	10	11	12	6722TR 6722TL	970	994	1014	1038	1076	1111	1146	1177	1215	1251	1300	1369					
				1	2	3	4	5	6	7	8	9	10	11	12																		
6722TR 6722TL	970	994	1014	1038	1076	1111	1146	1177	1215	1251	1300	1369																					
<p>Upholstered seat/polypropylene back. Ergonomic features: C, M</p> <p>Specify (L) left or (R) right tablet.</p>	<table border="1"> <thead> <tr> <th colspan="3">OVERALL DIMENSIONS</th> <th colspan="3">SEAT DIMENSIONS</th> <th colspan="2">BACK DIMENSIONS</th> </tr> <tr> <th>W</th> <th>D</th> <th>H</th> <th>W</th> <th>D</th> <th>H</th> <th>W</th> <th>H</th> </tr> </thead> <tbody> <tr> <td>IN 26.5</td> <td>25.5</td> <td>33.25</td> <td>18</td> <td>17.5</td> <td>14.5-19.5</td> <td>18</td> <td>16</td> </tr> <tr> <td>MM 673</td> <td>648</td> <td>845</td> <td>457</td> <td>445</td> <td>368-495</td> <td>457</td> <td>406</td> </tr> </tbody> </table> <p>RTA 00 1 per carton</p>	OVERALL DIMENSIONS			SEAT DIMENSIONS			BACK DIMENSIONS		W	D	H	W	D	H	W	H	IN 26.5	25.5	33.25	18	17.5	14.5-19.5	18	16	MM 673	648	845	457	445	368-495	457	406
OVERALL DIMENSIONS			SEAT DIMENSIONS			BACK DIMENSIONS																											
W	D	H	W	D	H	W	H																										
IN 26.5	25.5	33.25	18	17.5	14.5-19.5	18	16																										
MM 673	648	845	457	445	368-495	457	406																										

DESCRIPTION	FEATURES	MODEL#	STANDARD TEXTILE GRADES														
			1	2	3	4	5	6	7	8	9	10	11	12			
 <p>Task w/Arms and Tablet Pedestal Base COM: 0.75 YD 0.69 M Unit weight: 36 LB 16.4 KG Carton weight: 45 LB 20.41 KG Carton volume: 10.75 FT³ 0.3 MT³</p>	 <p>ADJUSTMENTS (2) Pneumatic seat height</p>	<p>Upholstered seat/polypropylene back. Ergonomic features: C, M Specify (L) left or (R) right tablet.</p>	6722TRPB	1214	1238	1258	1282	1320	1355	1390	1421	1459	1495	1544	1613		
			OVERALL DIMENSIONS			SEAT DIMENSIONS			BACK DIMENSIONS								
			W	D	H	W	D	H	W	H							
			IN 26.5	25.5	32.5	18	17.5	16-18	18	16							
			MM 673	648	826	457	445	406-457	457	406							
			RTA 1	1 per carton													
 <p>Task Armless COM: 0.75 YD 0.69 M Unit weight: 27 LB 12.3 KG Carton weight: 32 LB 14.51 KG Carton volume: 9.75 FT³ 0.27 MT³</p>	 <p>ADJUSTMENTS (2) Pneumatic seat height</p>	<p>Upholstered seat/polypropylene back. Ergonomic features: C, M</p>	6723	602	626	646	670	708	743	778	809	847	883	932	1001		
			OVERALL DIMENSIONS			SEAT DIMENSIONS			BACK DIMENSIONS								
			W	D	H	W	D	H	W	H							
			IN 18	21.5	32.5	18	17.5	14.5-19.5	18	15.5							
			MM 457	546	826	457	445	368-495	457	394							
			RTA 1		1 per carton												
 <p>Task Armless Pedestal Base COM: 0.75 YD 0.69 M Unit weight: 29 LB 13.2 KG Carton weight: 38 LB 17.24 KG Carton volume: 10.75 FT³ 0.3 MT³</p>	 <p>ADJUSTMENTS (2) Pneumatic seat height</p>	<p>Upholstered seat/polypropylene back. Ergonomic features: C, M</p>	6723PB	847	871	891	915	953	988	1023	1054	1092	1128	1177	1246		
			OVERALL DIMENSIONS			SEAT DIMENSIONS			BACK DIMENSIONS								
			W	D	H	W	D	H	W	H							
			IN 18	21.5	32.5	18	17.5	16-18	18	15.5							
			MM 457	546	826	457	445	406-457	457	394							
			RTA 1	1 per carton													
 <p>Task Armless w/Tablet COM: 0.75 YD 0.69 M Unit weight: 34 LB 15.5 KG Carton weight: 41 LB 18.6 KG Carton volume: 15.75 FT³ 0.44 MT³</p>	 <p>ADJUSTMENTS (2) Pneumatic seat height</p>	<p>Upholstered seat/polypropylene back. Ergonomic features: C, M Specify (L) left or (R) right tablet.</p>	6723TR	898	922	942	966	1004	1039	1074	1105	1143	1179	1228	1297		
			OVERALL DIMENSIONS			SEAT DIMENSIONS			BACK DIMENSIONS								
			W	D	H	W	D	H	W	H							
			IN 23.5	25.5	33.25	18	17.5	14.5-19.5	18	16							
			MM 597	648	845	457	445	368-495	457	406							
			RTA 00	1 per carton													
 <p>Task Armless w/Tablet Pedestal Base COM: 0.75 YD 0.69 M Unit weight: 36 LB 16.4 KG Carton weight: 45 LB 20.41 KG Carton volume: 10.75 FT³ 0.3 MT³</p>	 <p>ADJUSTMENTS (2) Pneumatic seat height</p>	<p>Upholstered seat/polypropylene back. Ergonomic features: C, M Specify (L) left or (R) right tablet.</p>	6723TRPB	1141	1165	1185	1209	1247	1282	1317	1348	1386	1422	1471	1540		
			OVERALL DIMENSIONS			SEAT DIMENSIONS			BACK DIMENSIONS								
			W	D	H	W	D	H	W	H							
			IN 23.5	25.5	32.5	18	17.5	16-18	18	16							
			MM 597	648	826	457	445	406-457	457	406							
			RTA 1	1 per carton													

DESCRIPTION	FEATURES	MODEL#	STANDARD TEXTILE GRADES														
			1	2	3	4	5	6	7	8	9	10	11	12			
 <p>Task w/Arms COM: 0.75 YD 0.69 M Unit weight: 29 LB 13.2 KG Carton weight: 34 LB 15.42 KG Carton volume: 9.75 FT³ 0.27 MT³</p>	 <p>ADJUSTMENTS (2) Pneumatic seat height</p>	<p>Upholstered seat & back. Ergonomic features: C, M</p>	6727	731	755	775	799	837	872	907	938	976	1012	1061	1130		
			OVERALL DIMENSIONS			SEAT DIMENSIONS			BACK DIMENSIONS								
			W	D	H	W	D	H	W	H							
			IN 25.5 MM 648	21.5 546	32.5 826	18 457	17 432	14.5-19.5 368-495	18 457	15.5 394							
			<p>RTA 1  1 per carton</p>														
 <p>Task w/Arms Pedestal Base COM: 0.75 YD 0.69 M Unit weight: 31 LB 14.1 KG Carton weight: 40 LB 18.14 KG Carton volume: 10.75 FT³ 0.3 MT³</p>	 <p>ADJUSTMENTS (2) Pneumatic seat height</p>	<p>Upholstered seat & back. Ergonomic features: C, M</p>	6727PB	973	997	1017	1041	1079	1114	1149	1180	1218	1254	1303	1372		
			OVERALL DIMENSIONS			SEAT DIMENSIONS			BACK DIMENSIONS								
			W	D	H	W	D	H	W	H							
			IN 25.5 MM 648	21.5 546	32.5 826	18 457	17 432	16-18 406-457	18 457	15.5 394							
			<p>RTA 1 1 per carton</p>														
 <p>Task w/Arms and Tablet COM: 0.75 YD 0.69 M Unit weight: 35 LB 15.9 KG Carton weight: 42 LB 19.05 KG Carton volume: 15.75 FT³ 0.44 MT³</p>	 <p>ADJUSTMENTS (2) Pneumatic seat height</p>	<p>Upholstered seat & back. Ergonomic features: C, M Specify (L) left or (R) right tablet.</p>	6727TR 6727TL	1024	1048	1068	1092	1130	1165	1200	1231	1269	1305	1354	1423		
			OVERALL DIMENSIONS			SEAT DIMENSIONS			BACK DIMENSIONS								
			W	D	H	W	D	H	W	H							
			IN 26.5 MM 673	25.5 648	33.25 845	18 457	17 432	14.5-19.5 368-495	18 457	16 406							
			<p>RTA 00 1 per carton</p>														
 <p>Task w/Arms and Tablet Pedestal Base COM: 0.75 YD 0.69 M Unit weight: 37 LB 16.8 KG Carton weight: 46 LB 20.87 KG Carton volume: 10.75 FT³ 0.3 MT³</p>	 <p>ADJUSTMENTS (2) Pneumatic seat height</p>	<p>Upholstered seat & back. Ergonomic features: C, M Specify (L) left or (R) right tablet.</p>	6727TRPB 6727TLPB	1268	1292	1312	1336	1374	1409	1444	1475	1513	1549	1598	1667		
			OVERALL DIMENSIONS			SEAT DIMENSIONS			BACK DIMENSIONS								
			W	D	H	W	D	H	W	H							
			IN 26.5 MM 673	25.5 648	32.25 819	18 457	17 432	16-18 406-457	18 457	16 406							
			<p>RTA 1 1 per carton</p>														
 <p>Task Armless COM: 0.75 YD 0.69 M Unit weight: 28 LB 12.7 KG Carton weight: 33 LB 14.97 KG Carton volume: 9.75 FT³ 0.27 MT³</p>	 <p>ADJUSTMENTS (2) Pneumatic seat height</p>	<p>Upholstered seat & back. Ergonomic features: C, M</p>	6728	653	677	697	721	759	794	829	860	898	934	983	1052		
			OVERALL DIMENSIONS			SEAT DIMENSIONS			BACK DIMENSIONS								
			W	D	H	W	D	H	W	H							
			IN 18 MM 457	21.5 546	32.5 826	18 457	17 432	14.5-19.5 368-495	18 457	15.5 394							
			<p>RTA 1  1 per carton</p>														

DESCRIPTION	FEATURES	MODEL#	STANDARD TEXTILE GRADES																																					
			1	2	3	4	5	6	7	8	9	10	11	12																										
 <p>Task Armless Pedestal Base COM: 0.75 YD 0.69 M Unit weight: 30 LB 13.6 KG Carton weight: 40 LB 18.14 KG Carton volume: 10.75 FT³ 0.3 MT³</p>	 <p>ADJUSTMENTS (2) Pneumatic seat height</p>	<p>Upholstered seat & back. Ergonomic features: C, M</p>	<table border="1"> <tr> <td>6728PB</td> <td>898</td><td>922</td><td>942</td><td>966</td><td>1004</td><td>1039</td><td>1074</td><td>1105</td><td>1143</td><td>1179</td><td>1228</td><td>1297</td> </tr> </table>												6728PB	898	922	942	966	1004	1039	1074	1105	1143	1179	1228	1297													
			6728PB	898	922	942	966	1004	1039	1074	1105	1143	1179	1228	1297																									
			<table border="1"> <thead> <tr> <th rowspan="2">OVERALL DIMENSIONS</th> <th colspan="3">SEAT DIMENSIONS</th> <th colspan="2">BACK DIMENSIONS</th> </tr> <tr> <th>W</th><th>D</th><th>H</th><th>W</th><th>H</th> </tr> </thead> <tbody> <tr> <td>IN 18</td><td>21.5</td><td>32.5</td><td>18</td><td>17</td><td>16-18</td><td>18</td><td>15.5</td> </tr> <tr> <td>MM 457</td><td>546</td><td>826</td><td>457</td><td>432</td><td>406-457</td><td>457</td><td>394</td> </tr> </tbody> </table>			OVERALL DIMENSIONS	SEAT DIMENSIONS			BACK DIMENSIONS		W	D	H	W	H	IN 18	21.5	32.5	18	17	16-18	18	15.5	MM 457	546	826	457	432	406-457	457	394	<p>RTA 1 1 per carton</p>							
			OVERALL DIMENSIONS	SEAT DIMENSIONS			BACK DIMENSIONS																																	
				W	D	H	W	H																																
IN 18	21.5	32.5	18	17	16-18	18	15.5																																	
MM 457	546	826	457	432	406-457	457	394																																	
 <p>Task Armless w/Tablet COM: 0.75 YD 0.69 M Unit weight: 35 LB 15.9 KG Carton weight: 42 LB 19.05 KG Carton volume: 15.75 FT³ 0.44 MT³</p>	 <p>ADJUSTMENTS (2) Pneumatic seat height</p>	<p>Upholstered seat & back. Ergonomic features: C, M Specify (L) left or (R) right tablet.</p>	<table border="1"> <tr> <td>6728TR 6728TL</td> <td>949</td><td>973</td><td>993</td><td>1017</td><td>1055</td><td>1090</td><td>1125</td><td>1156</td><td>1194</td><td>1230</td><td>1279</td><td>1348</td> </tr> </table>												6728TR 6728TL	949	973	993	1017	1055	1090	1125	1156	1194	1230	1279	1348													
			6728TR 6728TL	949	973	993	1017	1055	1090	1125	1156	1194	1230	1279	1348																									
			<table border="1"> <thead> <tr> <th rowspan="2">OVERALL DIMENSIONS</th> <th colspan="3">SEAT DIMENSIONS</th> <th colspan="2">BACK DIMENSIONS</th> </tr> <tr> <th>W</th><th>D</th><th>H</th><th>W</th><th>H</th> </tr> </thead> <tbody> <tr> <td>IN 23.5</td><td>25.5</td><td>33.25</td><td>18</td><td>17</td><td>14.5-19.5</td><td>18</td><td>16</td> </tr> <tr> <td>MM 597</td><td>648</td><td>845</td><td>457</td><td>432</td><td>368-495</td><td>457</td><td>406</td> </tr> </tbody> </table>			OVERALL DIMENSIONS	SEAT DIMENSIONS			BACK DIMENSIONS		W	D	H	W	H	IN 23.5	25.5	33.25	18	17	14.5-19.5	18	16	MM 597	648	845	457	432	368-495	457	406	<p>RTA 00 1 per carton</p>							
			OVERALL DIMENSIONS	SEAT DIMENSIONS			BACK DIMENSIONS																																	
				W	D	H	W	H																																
IN 23.5	25.5	33.25	18	17	14.5-19.5	18	16																																	
MM 597	648	845	457	432	368-495	457	406																																	
 <p>Task Armless w/Tablet Pedestal Base COM: 0.75 YD 0.69 M Unit weight: 37 LB 16.8 KG Carton weight: 46 LB 20.87 KG Carton volume: 10.75 FT³ 0.3 MT³</p>	 <p>ADJUSTMENTS (2) Pneumatic seat height</p>	<p>Upholstered seat & back. Ergonomic features: C, M Specify (L) left or (R) right tablet.</p>	<table border="1"> <tr> <td>6728TRPB 6728TLPB</td> <td>1191</td><td>1215</td><td>1235</td><td>1259</td><td>1297</td><td>1332</td><td>1367</td><td>1398</td><td>1436</td><td>1472</td><td>1521</td><td>1590</td> </tr> </table>												6728TRPB 6728TLPB	1191	1215	1235	1259	1297	1332	1367	1398	1436	1472	1521	1590													
			6728TRPB 6728TLPB	1191	1215	1235	1259	1297	1332	1367	1398	1436	1472	1521	1590																									
			<table border="1"> <thead> <tr> <th rowspan="2">OVERALL DIMENSIONS</th> <th colspan="3">SEAT DIMENSIONS</th> <th colspan="2">BACK DIMENSIONS</th> </tr> <tr> <th>W</th><th>D</th><th>H</th><th>W</th><th>H</th> </tr> </thead> <tbody> <tr> <td>IN 23.5</td><td>25.5</td><td>32.25</td><td>18</td><td>17</td><td>16-18</td><td>18</td><td>16</td> </tr> <tr> <td>MM 597</td><td>648</td><td>819</td><td>457</td><td>432</td><td>406-457</td><td>457</td><td>406</td> </tr> </tbody> </table>			OVERALL DIMENSIONS	SEAT DIMENSIONS			BACK DIMENSIONS		W	D	H	W	H	IN 23.5	25.5	32.25	18	17	16-18	18	16	MM 597	648	819	457	432	406-457	457	406	<p>RTA 1 1 per carton</p>							
			OVERALL DIMENSIONS	SEAT DIMENSIONS			BACK DIMENSIONS																																	
				W	D	H	W	H																																
IN 23.5	25.5	32.25	18	17	16-18	18	16																																	
MM 597	648	819	457	432	406-457	457	406																																	
 <p>Height Adjustable Stool w/Arms COM: N/A Unit weight: 33 LB 15 KG Carton weight: 38 LB 17.24 KG Carton volume: 9.75 FT³ 0.27 MT³</p>	 <p>ADJUSTMENTS (2) Pneumatic seat height</p>	<p>Polypropylene seat & back. Ergonomic features: C, M</p>	<table border="1"> <tr> <td colspan="13">List price</td> </tr> <tr> <td>6730</td> <td colspan="12">832</td> </tr> </table>												List price													6730	832											
			List price																																					
			6730	832																																				
			<table border="1"> <thead> <tr> <th rowspan="2">OVERALL DIMENSIONS</th> <th colspan="3">SEAT DIMENSIONS</th> <th colspan="2">BACK DIMENSIONS</th> </tr> <tr> <th>W</th><th>D</th><th>H</th><th>W</th><th>H</th> </tr> </thead> <tbody> <tr> <td>IN 25.5</td><td>21.5</td><td>41</td><td>18</td><td>17.5</td><td>21-31</td><td>18</td><td>16</td> </tr> <tr> <td>MM 648</td><td>546</td><td>1041</td><td>457</td><td>445</td><td>533-787</td><td>457</td><td>406</td> </tr> </tbody> </table>			OVERALL DIMENSIONS	SEAT DIMENSIONS			BACK DIMENSIONS		W	D	H	W	H	IN 25.5	21.5	41	18	17.5	21-31	18	16	MM 648	546	1041	457	445	533-787	457	406	<p>RTA 1  1 per carton</p>							
			OVERALL DIMENSIONS	SEAT DIMENSIONS			BACK DIMENSIONS																																	
W	D	H		W	H																																			
IN 25.5	21.5	41	18	17.5	21-31	18	16																																	
MM 648	546	1041	457	445	533-787	457	406																																	
 <p>Armless Height Adjustable Stool COM: N/A Unit weight: 32 LB 14.5 KG Carton weight: 37 LB 16.78 KG Carton volume: 9.75 FT³ 0.27 MT³</p>	 <p>ADJUSTMENTS (2) Pneumatic seat height</p>	<p>Polypropylene seat & back. Ergonomic features: C, M</p>	<table border="1"> <tr> <td colspan="13">List price</td> </tr> <tr> <td>6731</td> <td colspan="12">762</td> </tr> </table>												List price													6731	762											
			List price																																					
			6731	762																																				
			<table border="1"> <thead> <tr> <th rowspan="2">OVERALL DIMENSIONS</th> <th colspan="3">SEAT DIMENSIONS</th> <th colspan="2">BACK DIMENSIONS</th> </tr> <tr> <th>W</th><th>D</th><th>H</th><th>W</th><th>H</th> </tr> </thead> <tbody> <tr> <td>IN 18</td><td>21.5</td><td>41</td><td>18</td><td>17.5</td><td>21-31</td><td>18</td><td>16</td> </tr> <tr> <td>MM 457</td><td>546</td><td>1041</td><td>457</td><td>445</td><td>533-787</td><td>457</td><td>406</td> </tr> </tbody> </table>			OVERALL DIMENSIONS	SEAT DIMENSIONS			BACK DIMENSIONS		W	D	H	W	H	IN 18	21.5	41	18	17.5	21-31	18	16	MM 457	546	1041	457	445	533-787	457	406	<p>RTA 1  1 per carton</p>							
			OVERALL DIMENSIONS	SEAT DIMENSIONS			BACK DIMENSIONS																																	
W	D	H		W	H																																			
IN 18	21.5	41	18	17.5	21-31	18	16																																	
MM 457	546	1041	457	445	533-787	457	406																																	

DESCRIPTION	FEATURES	MODEL#	STANDARD TEXTILE GRADES														
			1	2	3	4	5	6	7	8	9	10	11	12			
 <p>Height Adjustable Stool w/Arms COM: 0.75 YD 0.69 M Unit weight: 34 LB 15.5 KG Carton weight: 39 LB 17.69 KG Carton volume: 9.75 FT³ 0.27 MT³</p>	 <p>ADJUSTMENTS (2) Pneumatic seat height</p>	<p>Upholstered seat/polypropylene back.</p> <p>Ergonomic features: C, M</p>	6732	934	958	978	1002	1040	1075	1110	1141	1179	1215	1264	1333		
			OVERALL DIMENSIONS			SEAT DIMENSIONS			BACK DIMENSIONS								
			W	D	H	W	D	H	W	H							
			IN 25.5 MM 648	21.5 546	41 1041	18 457	17.5 445	21.5-31.5 546-800	18 457	15.5 394							
			RTA 1		1 per carton												
 <p>Armless Height Adjustable Stool COM: 0.75 YD 0.69 M Unit weight: 33 LB 15 KG Carton weight: 38 LB 17.24 KG Carton volume: 9.75 FT³ 0.27 MT³</p>	 <p>ADJUSTMENTS (2) Pneumatic seat height</p>	<p>Upholstered seat/polypropylene back.</p> <p>Ergonomic features: C, M</p>	6733	860	884	904	928	966	1001	1036	1067	1105	1141	1190	1259		
			OVERALL DIMENSIONS			SEAT DIMENSIONS			BACK DIMENSIONS								
			W	D	H	W	D	H	W	H							
			IN 18 MM 457	21.5 546	41 1041	18 457	17.5 445	21.5-31.5 546-800	18 457	15.5 394							
			RTA 1		1 per carton												
 <p>Height Adjustable Stool w/Arms COM: 0.75 YD 0.69 M Unit weight: 35 LB 15.9 KG Carton weight: 40 LB 18.14 KG Carton volume: 9.75 FT³ 0.27 MT³</p>	 <p>ADJUSTMENTS (2) Pneumatic seat height</p>	<p>Upholstered seat & back.</p> <p>Ergonomic features: C, M</p>	6737	988	1012	1032	1056	1094	1129	1164	1195	1233	1269	1318	1387		
			OVERALL DIMENSIONS			SEAT DIMENSIONS			BACK DIMENSIONS								
			W	D	H	W	D	H	W	H							
			IN 25.5 MM 648	21.5 546	41 1041	18 457	17 432	21.5-31.5 546-800	18 457	15.5 394							
			RTA 1		1 per carton												
 <p>Armless Height Adjustable Stool COM: 0.75 YD 0.69 M Unit weight: 34 LB 15.5 KG Carton weight: 39 LB 17.69 KG Carton volume: 9.75 FT³ 0.27 MT³</p>	 <p>ADJUSTMENTS (2) Pneumatic seat height</p>	<p>Upholstered seat & back.</p> <p>Ergonomic features: C, M</p>	6738	913	937	957	981	1019	1054	1089	1120	1158	1194	1243	1312		
			OVERALL DIMENSIONS			SEAT DIMENSIONS			BACK DIMENSIONS								
			W	D	H	W	D	H	W	H							
			IN 18 MM 457	21.5 546	41 1041	18 457	17 432	21.5-31.5 546-800	18 457	15.5 394							
			RTA 1		1 per carton												



From boutique hotels to wellness resorts, the rich experiences that designers create for the hospitality industry are on the move to the places where we work, learn and heal. Erin™ seating is our latest contribution to this changing landscape, crossing conventional boundaries of work and play with options to support a diversity of people and interior applications.

Erin can be specified with sealed seams, moisture barrier and a wide range of Global performance textiles to support healthcare applications and environments with enhanced housekeeping protocols. The sculpted back provides an integrated clean out for ease of cleaning. Wood or metal legs are available in a range of finishes and glide options.

To see the full Erin series, please refer to the Healthcare price list at globalfurnituregroup.com/ca/healthcare/resources/price-lists.

Features and Benefits

- Erin offers a streamlined silhouette brimming with mid-century modern style.
- A rounded arch gently curves around and under the seat to give extra support to user's upper back and sides, while creating an open clean out space at the back of the cushion.
- Tapered legs add style and elegance and are available in wood or metal paint/plated finishes.
- The seat underside is sealed with a non-porous material to support housekeeping and infection control protocols.
- Additional improved cleaning options include sealed seams (back and/or seat) and moisture barrier (seat).
- Assembled with tamper-resistant fasteners for greater security.
- For added comfort, seat cushions are standard with high density Ultracell foam.
- Glides are self-leveling. Choose from standard non-marking glides, rubber non-slip glides or felt glides.

FACTOR



model 5545AMC



model 5545NMC

Factor Task Chairs



For Factor task chairs, please see page 28.

STANDARD FEATURES



- Factor is a value seating series suitable for task, management, conference and guest applications.
- Chairs are available with a full spectrum of mesh back colors with upholstered seats.
- Available with or without arms and with glides or casters.
- Frame is constructed from durable steel tubing and is available in three powder coated finishes for exceptional durability.
- Mesh Back has a flexible base connection adding the perfect balance of support and movement.
- Due to the flex back design, chairs should be positioned away from walls.
- Strong, nylon arms have a gently curved loop design and matches back frame.
- For added comfort, seat cushions are standard with contoured molded foam.
- Seat shroud offers an aesthetic finish and matches selected back frame color.
- Chairs are available with nylon glides (M suffix models) or casters (C suffix models).
- Glides are standard with colored nylon glides in Black or Sand or in a variety of glide types (to best suit the flooring type and site conditions). See upcharges. For more information, please refer to the glide section (page 359).
- Carpet and hard floor casters are available (see right column for caster options).
- Moisture barrier may be specified on seats.
- Models do not stack.
- Active weight capacity is 300 lbs. and is covered under Global's Limited Lifetime Warranty.
- Upholstery options: fabric, vinyl or leather.

Please add option codes in the following order:

- Model number**
 - 5545AM** Armchair with mesh back (glides)
 - 5545AMC** Armchair with mesh back (casters)
 - 5545NM** Armless chair with mesh back (glides)
 - 5545NMC** Armless chair with mesh back (casters)
- Mesh back** (colors shown on website)
 - (P1)** Snow
 - (P2)** Sand
 - (P3)** Pewter
 - (P4)** Silver Grey
 - (P5)** Charcoal
 - (P6)** Black
 - (P8)** Mocha
 - (P9)** Eggplant
 - (Q1)** Buzz Blue
 - (Q2)** Poppy
 - (Q3)** Pumpkin
 - (Q4)** Lime
- Textile**
 - Specify textile code for seat.
- Back + arm finish**
 - (BK)** Black. No upcharge.
 - (IC)** Cloud. Add \$62.
 - (SH)** Shadow. Add \$62.
- Leg finish**
 - (TBL)** Black
 - (TSH)** Shadow
 - (TIV)** Cloud
 - (CHM)** Chrome. Add \$33.
- Glide type** (for glide models)
 - (ST)** Colored glides. Standard.
 - (BLK)** Black
 - (SND)** Sand
 - (NM)** White nylon non-marking glides for some hard floor/carpeted surfaces. No upcharge.
 - (FG)** Glides w/felt pads are available for vinyl sheet, cork or laminate flooring, please specify (0.375" higher than standard). Add \$19.
 - (RG)** Glides with rubber pads are available for vinyl, hardwood, laminate, stone or ceramic flooring, please specify (0.563" higher than standard). Add \$19.
 - (SG)** Glides with stainless steel pads are available for carpet or rubber flooring, please specify (0.313" higher than standard). Add \$19.
- Caster type** (for caster models)
 - (DC)** 2" caster for carpeted surfaces
 - (RC)** 2"caster for most hard floor surfaces. Add \$17.
- Moisture barrier** (seat)
 - (NB)** No moisture barrier
 - (RC)** Moisture barrier. Add \$81.

EXAMPLE FACTOR ORDER CODE:

5545AM	-P1	-FU75	-BLK	-CHM	-NM	-DC	-NB
Model #	Mesh color	Seat textile	Back + arm finish	Leg finish	Glide type	Caster type	Moisture barrier

DESCRIPTION	FEATURES	MODEL #	STANDARD TEXTILE GRADES											
			1	2	3	4	5	6	7	8	9	10	11	12
 <p>Armchair, Upholstered Seat & Mesh Back COM: 1 YD 0.91 M Unit weight: 24 LB 10.9 KG Carton weight: 32.5 LB 14.74 KG Carton volume: 15.5 FT³ 0.43 MT³</p>		5545AM	592	624	651	682	733	780	827	868	919	967	1032	1124
		5545AMC	672	704	731	762	813	860	907	948	999	1047	1112	1204
		OVERALL DIMENSIONS	W	D	H	SEAT DIMENSIONS	W	D	H	BACK DIMENSIONS	W	H		
		IN 24.5 23.5 33 20 16.5 17.5 17.5 15.5 MM 622 597 838 508 419 445 445 394												
		RTA 00	1 per carton											
 <p>Armless Chair, Upholstered Seat & Mesh Back COM: 1 YD 0.91 M Unit weight: 21 LB 9.5 KG Carton weight: 27 LB 12.25 KG Carton volume: 13.75 FT³ 0.38 MT³</p>		5545NM	546	578	605	636	687	734	781	822	873	921	986	1078
		5545NMC	626	658	685	716	767	814	861	902	953	1001	1066	1158
		OVERALL DIMENSIONS	W	D	H	SEAT DIMENSIONS	W	D	H	BACK DIMENSIONS	W	H		
		IN 20 23.5 33 20 16.5 17.5 17.5 15.5 MM 508 597 838 508 419 445 445 394												
		RTA 00	1 per carton											

FILE BUDDY



model 1105



model 1110

STANDARD FEATURES

- 13.5" diameter seat.
- Five prong, injection molded, fiberglass reinforced nylon Black base with dual wheel carpet casters (C65).
- Upholstery options: fabric, vinyl or leather. Vinyl and leather models may feature stitch detail across the seat and/or back cushions, if applicable.

OPTIONAL FEATURES

- For hard surface flooring casters, please specify (C65R). Add \$21.
- For additional caster options, please refer to the Arm and Caster section (page 358). *Optional casters may be priced higher than the standard casters for your chair and the difference will be charged. Lower priced optional casters will not be credited.*

DESCRIPTION	FEATURES	MODEL #	STANDARD TEXTILE GRADES											
			1	2	3	4	5	6	7	8	9	10	11	12
 <p>Swivel Stool - 5" Pneumatic, 20" Base COM: 0.75 YD 0.69 M Unit weight: 11 LB 5 KG Carton weight: 14 LB 6.35 KG Carton volume: 2.9 FT³ 0.08 MT³</p>	Ergonomic features: C	1105	313	337	357	381	419	454	489	520	558	594	643	712
		OVERALL DIMENSIONS W D H			SEAT DIMENSIONS W D H			BACK DIMENSIONS W H						
 <p>Swivel Stool - 10" Pneumatic, 22" Base COM: 0.75 YD 0.69 M Unit weight: 14 LB 6.4 KG Carton weight: 17 LB 7.71 KG Carton volume: 2.9 FT³ 0.08 MT³</p>	Ergonomic features: C	1110	379	403	423	447	485	520	555	586	624	660	709	778
		OVERALL DIMENSIONS W D H			SEAT DIMENSIONS W D H			BACK DIMENSIONS W H						

RTA 1  1 per carton

RTA 1  1 per carton

FLAP



model 6775

STANDARD FEATURES



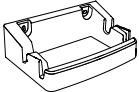

- A modern, high quality, lightweight, all polymer folding chair intended for use indoors or outdoors.
- Products must be stored inside during extreme and inclement weather. See Global's Outdoor Furniture warranty for additional information.
- Weather resistant, UV resistant, stain resistant, 100% non-ferrous, and recyclable design that is 1:10 bleach solution cleanable.
- Chair legs are equipped with translucent non-marking glides as standard. Suitable for outdoor environments, carpet and hard surface flooring.
- Chairs are stocked in two colors: Alloy (ALY) and Milk (MLK).
- No upholstery options available.
- Active weight capacity for this series is 275 lbs.
- Single chair folds flat to 2.2" (55 mm).
- Flap achieves its strength and durability from glass filled polymer. Evidence of this material may be visible on the surface and is often more evident on darker colors.
- The Flap wall hook (model 6776), sold individually, supports up to two folded Flap chairs. This Milk (MLK) colored plastic hook mounts on walls or inside closets/wardrobe cabinets providing easy access to extra seating. Two chairs on wall hook measure 7.3" deep (185 mm) off wall. Mounting hardware not included. Recommended mounting into stud.
- Flap ganging brackets (model 6778) are sold 12 to a box. These frosted plastic brackets attach across two adjacent chairs, just above or below the seat to provide temporary ganging for organized events.
- The flap dolly (model 6777), ordered separately, supports up to 24 chairs folded and stacked flat. Includes strap to secure chairs for storage and transport.

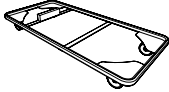

Please add option codes in the following order



- **Model number**
6775 Folding chair
6776 Wall hook
6777 Dolly
6778 Ganging brackets
- **Color (chair only)**
(ALY) Alloy
(MLK) Milk

EXAMPLE FLAP ORDER CODE:

6775	ALY
Model #	Finish

DESCRIPTION	FEATURES	MODEL #	STANDARD TEXTILE GRADES																																			
 <p>Folding Chair COM: N/A Unit weight: 12 LB 5.5 KG Carton weight: 13.5 LB 6.12 KG Carton volume: 3.2 FT³ 0.09 MT³</p>		List price																																				
		6775	250																																			
		<table border="1"> <thead> <tr> <th rowspan="2"></th> <th colspan="3">OVERALL DIMENSIONS</th> <th colspan="3">SEAT DIMENSIONS</th> <th colspan="2">BACK DIMENSIONS</th> </tr> <tr> <th>W</th> <th>D</th> <th>H</th> <th>W</th> <th>D</th> <th>H</th> <th>W</th> <th>H</th> </tr> </thead> <tbody> <tr> <td>IN</td> <td>19</td> <td>21.5</td> <td>33.5</td> <td>16</td> <td>16.5</td> <td>18.5</td> <td>18.5</td> <td>16</td> </tr> <tr> <td>MM</td> <td>483</td> <td>546</td> <td>851</td> <td>406</td> <td>419</td> <td>470</td> <td>470</td> <td>406</td> </tr> </tbody> </table>			OVERALL DIMENSIONS			SEAT DIMENSIONS			BACK DIMENSIONS		W	D	H	W	D	H	W	H	IN	19	21.5	33.5	16	16.5	18.5	18.5	16	MM	483	546	851	406	419	470	470	406
		OVERALL DIMENSIONS			SEAT DIMENSIONS			BACK DIMENSIONS																														
W		D	H	W	D	H	W	H																														
IN	19	21.5	33.5	16	16.5	18.5	18.5	16																														
MM	483	546	851	406	419	470	470	406																														
	RTA 00		2 per carton (pricing and specifications are for one chair)																																			
 <p>Flap Wall Hook COM: N/A Unit weight: 0.37 LB 0.2 KG Carton weight: 0.75 LB 0.34 KG Carton volume: 0.2 FT³ 0.01 MT³</p>		List price																																				
		6776	60																																			
		<table border="1"> <thead> <tr> <th rowspan="2"></th> <th colspan="3">OVERALL DIMENSIONS</th> <th colspan="3">SEAT DIMENSIONS</th> <th colspan="2">BACK DIMENSIONS</th> </tr> <tr> <th>W</th> <th>D</th> <th>H</th> <th>W</th> <th>D</th> <th>H</th> <th>W</th> <th>H</th> </tr> </thead> <tbody> <tr> <td>IN</td> <td>9</td> <td>6</td> <td>2.75</td> <td>-</td> <td>-</td> <td>-</td> <td>-</td> <td>-</td> </tr> <tr> <td>MM</td> <td>229</td> <td>152</td> <td>70</td> <td>-</td> <td>-</td> <td>-</td> <td>-</td> <td>-</td> </tr> </tbody> </table>			OVERALL DIMENSIONS			SEAT DIMENSIONS			BACK DIMENSIONS		W	D	H	W	D	H	W	H	IN	9	6	2.75	-	-	-	-	-	MM	229	152	70	-	-	-	-	-
		OVERALL DIMENSIONS			SEAT DIMENSIONS			BACK DIMENSIONS																														
W		D	H	W	D	H	W	H																														
IN	9	6	2.75	-	-	-	-	-																														
MM	229	152	70	-	-	-	-	-																														
	RTA 00		1 per carton																																			

DESCRIPTION	FEATURES	MODEL#	STANDARD TEXTILE GRADES						
		List price							
		6777	788						
 <p>Dolly for Flap Folding Chairs COM: N/A Unit weight: 20 LB 9.1 KG Carton weight: 23 LB 10.43 KG Carton volume: 4.5 FT³ 0.12 MT³</p>	<p>Holds up to 24 Flap folded chairs. Includes tether strap.</p>	OVERALL DIMENSIONS			SEAT DIMENSIONS			BACK DIMENSIONS	
		W	D	H	W	D	H	W	H
		IN 20.75	44	5.25	-	-	-	-	-
		MM 527	1118	133	-	-	-	-	-
		RTA 00		1 per carton					

		List price							
		6778	212						
 <p>Flap Ganging Bracket (box of 12) COM: N/A Unit weight: 0.25 LB 0.1 KG Carton weight: 0.29 LB 0.13 KG Carton volume: 0.4 FT³ 0.01 MT³</p>		OVERALL DIMENSIONS			SEAT DIMENSIONS			BACK DIMENSIONS	
		W	D	H	W	D	H	W	H
		IN 4.75	2.75	2.37	-	-	-	-	-
		MM 121	70	60	-	-	-	-	-
		RTA 00		12 per carton (pricing and specifications are for box of 12)					

ISLANDS



model 4075





model 4076

STANDARD FEATURES

- Islands offers wood guest seating with contemporary styling.
- Two back styles: Upholstered back pad or horizontal wood slat back.
- Legs are equipped with White non-marking polypropylene glides. Suitable for both carpet and hard surface flooring.
- All cushions are fixed and non-removable.
- Does not stack.
- Upholstery options: fabric, vinyl or leather. Vinyl and leather models may feature stitch detail across the seat and/or back cushions, if applicable.

OPTIONAL FEATURES

- Frame available in Absolute (AAM), Black (BKM), Cherry (ACM), Espresso Cafe (ECM), English Oak (EOM), Fruitwood (TFM), Gray (HGM), Honey (AHM), Mahogany (TMM), Maple (AVM), Medium Walnut (MWM), Natural Walnut (NLW), Night (ASM), Noce Biondo (NBM), Noce Grigio (NGM), Noce Leggero (NEM), Noce Medio (NMM), Shaker Cherry (SKM), Walnut (TWM), WC Cream (WTM), White (VHM) and Winter Cherry (WCM). Please specify.

DESCRIPTION	FEATURES	MODEL #	STANDARD TEXTILE GRADES													
			1	2	3	4	5	6	7	8	9	10	11	12		
 <p>4075</p> <p>Armchair - Upholstered Back COM: 1.5 YD 1.37 M Unit weight: 19 LB 8.6 KG Carton weight: 25 LB 11.34 KG Carton volume: 13.25 FT³ 0.37 MT³</p>	<p>Leather stitch detail</p> <p>Does not stack.</p> <p>Ergonomic features: M, N</p>	<p>4075</p>	785	833	874	920	997	1067	1138	1199	1276	1348	1445	1583		
			<p>OVERALL DIMENSIONS</p> <p>W D H</p>			<p>SEAT DIMENSIONS</p> <p>W D H</p>			<p>BACK DIMENSIONS</p> <p>W H</p>							
			IN 24.5	23.5	32	20.5	18	18.5	19	13						
			MM 622	597	813	521	457	470	483	330						
		<p>RTA 00</p>	1 per carton													
 <p>4076</p> <p>Armchair - Horizontal Wood Slat Back COM: 1 YD 0.91 M Unit weight: 19 LB 8.6 KG Carton weight: 25 LB 11.34 KG Carton volume: 13.25 FT³ 0.37 MT³</p>	<p>Leather stitch detail</p> <p>Does not stack.</p> <p>Ergonomic features: M, N</p>	<p>4076</p>	850	882	909	940	991	1038	1085	1126	1177	1225	1290	1382		
			<p>OVERALL DIMENSIONS</p> <p>W D H</p>			<p>SEAT DIMENSIONS</p> <p>W D H</p>			<p>BACK DIMENSIONS</p> <p>W H</p>							
			IN 24.5	23.5	32	20.5	18	18.5	19	13						
			MM 622	597	813	521	457	470	483	330						
		<p>RTA 00</p>	1 per carton													

KEY



model 2155






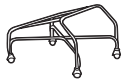


model 2151 & 2152

STANDARD FEATURES

- Round tube Chrome frame and sled base.
- Model 2151 cannot be ganged together or ganged with armless models.
- Model 2151 stacks 10 high on floor or dolly 2155.
- Model 2152 stacks 13 high on floor and 15 high on dolly 2155.
- Standard with Black glides.
- Chrome frame is standard. A Chrome frame is recommended when stacking chairs.
- Active weight capacity for this series is 200 lbs.
- Stacked chairs may leave frame impressions in chair(s) below.
- Black injection molded armcaps are standard on model 2151.
- Upholstery options: fabric or vinyl only. Vinyl models may feature stitch detail across the seat and/or back cushions, if applicable.

OPTIONAL FEATURES

- For hard surface floors, please specify opaque non-marking glides (**NM**). No upcharge.
- Frame is also available in Black (**TBL**), Tungsten (**TTU**) or Shadow (**TSH**), please specify. Add 10%.
- Hymnal pocket with elastic top is available, please specify (**HP**) suffix on product code when ordering. Add \$28.

DESCRIPTION	FEATURES	MODEL #	STANDARD TEXTILE GRADES													
			1	2	3	4	5	6	7	8	9	10	11	12		
 <p>Nesting Chair Sled Base COM: 1 YD 0.91 M Unit weight: 14 LB 6.4 KG Carton weight: 17.17 LB 7.79 KG Carton volume: 13.75 FT³ 0.38 MT³</p>	Stacks 10 high on floor or dolly.	2151	229	261	288	319	370	417	464	505	556	604	669	761		
		OVERALL DIMENSIONS			SEAT DIMENSIONS			BACK DIMENSIONS								
		W	D	H	W	D	H	W	H							
		IN 22.5 MM 572	23.5 597	30 762	16.5 419	16.5 419	18 457	18 457	13.5 343							
		RTA 00	3 per carton (pricing and specifications are for one chair)													
 <p>Nesting - Armless Chair COM: 1 YD 0.91 M Unit weight: 11 LB 5 KG Carton weight: 14.17 LB 6.43 KG Carton volume: 13.75 FT³ 0.38 MT³</p>	Stacks 13 high on floor. Stacks 15 high on dolly.	2152	204	236	263	294	345	392	439	480	531	579	644	736		
		OVERALL DIMENSIONS			SEAT DIMENSIONS			BACK DIMENSIONS								
		W	D	H	W	D	H	W	H							
		IN 18.5 MM 470	23.5 597	30 762	16.5 419	16.5 419	18 457	18 457	13.5 343							
		RTA 00		3 per carton (pricing and specifications are for one chair)												
			List price													
		2155	209													
 <p>Dolly COM: N/A Unit weight: 8 LB 3.6 KG Carton weight: 11 LB 4.99 KG Carton volume: 7.5 FT³ 0.21 MT³</p>	Accommodates up to 15 chairs.	OVERALL DIMENSIONS			SEAT DIMENSIONS			BACK DIMENSIONS								
		W	D	H	W	D	H	W	H							
		IN 22 MM 559	26.5 673	18 457	-	-	-	-	-							
				RTA 00		1 per carton										
			List price													
		2156	10													
 <p>Ganging Clamp COM: N/A Unit weight: 0.3 LB 0.13 KG Carton weight: 0.3 LB 0.14 KG Carton volume: 1 FT³ 0.02 MT³</p>	Ganging 2152 & 2162 only. Zinc-plated.	OVERALL DIMENSIONS			SEAT DIMENSIONS			BACK DIMENSIONS								
		W	D	H	W	D	H	W	H							
		IN 3 MM 76	0.75 19	1 25	-	-	-	-	-							
				RTA 00	Pricing and specifications are for one clamp											

LAYNE



model 8520T







model 8525T


STANDARD FEATURES

- Layne offers classic styling and value in a finely crafted wood framed side chair series.
- Frame construction is beechwood.
- Legs are equipped with White non-marking polypropylene glides. Suitable for both carpet and hard surface flooring.
- Offered in four back styles: fully upholstered, upholstered picture frame or vertical wood slat.
- Does not stack.
- Upholstery options: fabric, vinyl or leather. Vinyl and leather models may feature stitch detail across the seat and/or back cushions, if applicable.

OPTIONAL FEATURES

- Wood frames are available in Absolute (AAM), Black (BKM), Cherry (ACM), Espresso Cafe (ECM), English Oak (EOM), Fruitwood (TFM), Gray (HGM), Honey (AHM), Mahogany (TMM), Maple (AVM), Medium Walnut (MWM), Natural Walnut (NLW), Night (ASM), Noce Biondo (NBM), Noce Grigio (NGM), Noce Leggero (NEM), Noce Medio (NMM), Shaker Cherry (SKM), Walnut (TWM), WC Cream (WTM), White (WHM) and Winter Cherry (WCM). Please specify.

DESCRIPTION	FEATURES	MODEL #	STANDARD TEXTILE GRADES													
			1	2	3	4	5	6	7	8	9	10	11	12		
 <p>Armless Upholstered Side Chair COM: 1 YD 0.91 M Unit weight: 15 LB 6.8 KG Carton weight: 21 LB 9.53 KG Carton volume: 13.25 FT³ 0.37 MT³</p>	Does not stack. Ergonomic features: M, N	8520T	1078	1110	1137	1168	1219	1266	1313	1354	1405	1453	1518	1610		
		OVERALL DIMENSIONS			SEAT DIMENSIONS			BACK DIMENSIONS								
		W	D	H	W	D	H	W	H							
		IN 22.75	24	33	19.5	19	18	19.5	15							
		MM 578	610	838	495	483	457	495	381							
		RTA 00	1 per carton													
 <p>Fully Upholstered Armchair COM: 2.5 YD 2.29 M Unit weight: 16 LB 7.3 KG Carton weight: 22 LB 9.98 KG Carton volume: 13.25 FT³ 0.37 MT³</p>	Does not stack. Ergonomic features: M, N	8521T	1249	1329	1397	1474	1602	1719	1837	1939	2067	2187	2349	2579		
		OVERALL DIMENSIONS			SEAT DIMENSIONS			BACK DIMENSIONS								
		W	D	H	W	D	H	W	H							
		IN 22.75	24	33	19.5	19	18	19.5	15							
		MM 578	610	838	495	483	457	495	381							
		RTA 00	1 per carton													
 <p>Picture Frame Armchair COM: 1 YD 0.91 M Unit weight: 16 LB 7.3 KG Carton weight: 22 LB 9.98 KG Carton volume: 13.25 FT³ 0.37 MT³</p>	Does not stack. Ergonomic features: M, N	8522T	1356	1388	1415	1446	1497	1544	1591	1632	1683	1731	1796	1888		
		OVERALL DIMENSIONS			SEAT DIMENSIONS			BACK DIMENSIONS								
		W	D	H	W	D	H	W	H							
		IN 22.75	24	33	19.5	19	18	19.5	15							
		MM 578	610	838	495	483	457	495	381							
		RTA 00	1 per carton													
 <p>Upholstered Armchair COM: 1 YD 0.91 M Unit weight: 16 LB 7.3 KG Carton weight: 22 LB 9.98 KG Carton volume: 13.25 FT³ 0.37 MT³</p>	Does not stack. Ergonomic features: M, N	8525T	1302	1334	1361	1392	1443	1490	1537	1578	1629	1677	1742	1834		
		OVERALL DIMENSIONS			SEAT DIMENSIONS			BACK DIMENSIONS								
		W	D	H	W	D	H	W	H							
		IN 22.75	24	33	19.5	19	18	19.5	15							
		MM 578	610	838	495	483	457	495	381							
		RTA 00	1 per carton													

DESCRIPTION	FEATURES	MODEL #	STANDARD TEXTILE GRADES													
			1	2	3	4	5	6	7	8	9	10	11	12		
 <p>Vertical Wood Slat Armchair COM: 1 YD 0.91 M Unit weight: 16 LB 7.3 KG Carton weight: 22 LB 9.98 KG Carton volume: 13.25 FT³ 0.37 MT³</p>	<p>Does not stack.</p> <p>Ergonomic features: M, N</p>	<p>8526T</p>	1349	1381	1408	1439	1490	1537	1584	1625	1676	1724	1789	1881		
			OVERALL DIMENSIONS			SEAT DIMENSIONS			BACK DIMENSIONS							
			W	D	H	W	D	H	W	H						
			IN 22.75	24	33	19.5	19	18	19.5	15						
MM 578	610	838	495	483	457	495	381									
		<p>RTA 00</p>	1 per carton													

LITE



model 5940



model 5944



Closed Loop Arms



model 5945






model 5951C

STANDARD FEATURES

- Lite is a modern series inspired by classic designs.
- Arms are standard in cantilevered or closed loop. Both are made from fiberglass reinforced nylon, available in Black only.
- Frame is heavy duty, equipped with Sytex™ high-strength polyester webbing suspension system for extra comfort.
- Cantilever frame models are 1" diameter 12 gauge tubular steel.
- Four-legged frames are 1" diameter 12 gauge tubular steel front legs and 7/8" diameter 14 gauge tubular steel rear legs, depending on the model.
- Glides are non-marking polypropylene (NM) suitable for both carpet and hard surface flooring.
- All models are rated for active user load of 300 lb. per seat.
- Dual wheel carpet casters (C82) are standard on caster models.
- Upholstery options (upholstered models): fabric, vinyl or leather. Vinyl and leather models may feature stitch detail across the seat and/or back cushions, if applicable.

OPTIONAL FEATURES

- Mesh models are available in any of the 24 standard Vue Mesh colors. Seat and back will be the same color mesh. Please specify color: Sandy Beach (VU10), Desert Sand (VU11), Orange Sunset (VU12), Chocolate Fountain (VU13), Arctic Blue (VU14), Quarry Grey (VU15), Tidal Wave (VU16), Ivy Moss (VU17), Red Rose (VU18), Coal Black (VU19), White (VU20), Lime (VU21), Chartreuse (VU23), Pool Blue (VU26), Sky (VU28), Ice (VU30), Primary Blue (VU32), Tangerine (VU34), Paprika (VU37), Grain (VU40), Yellow (VU43), Silver Grey (VU55), Silver (VU63), Hot Pink (VU65) and Red Mittens (VU70).
- A selection of glide options is available for four-legged chairs (models 5940, 5941, 5942, 5950, 5951 and 5952). Glides must be chosen to best suit flooring type and site conditions. For more information, please refer to the glide section (page 359).
- Glides with felt pads (FG) are available for vinyl sheet, cork or laminate flooring, please specify. Add \$43.
- Glides with rubber pads (RG) are available for vinyl, hardwood, laminate, stone or ceramic flooring, please specify. Add \$43.
- For hard surface flooring casters, please specify (C9R). Add \$21.
- For leg frame finish options, please see page 380. Upcharges apply for plated finishes:
 - (CHM) Chrome. Add \$68.
 - (BCH) Brushed Chrome. Add \$88 for four-legged frame. Add \$102 for four-legged w/casters. Add \$210 for cantilever frame.
 - (SBR) Satin Brass. Add \$186 for four-legged frame. Add \$188 for four-legged w/casters. Add \$316 for cantilever frame.
 - (ACO) Antique Copper. Add \$186 for four-legged frame. Add \$188 for four-legged w/casters. Add \$316 for cantilever frame.

DESCRIPTION	FEATURES	MODEL #	STANDARD TEXTILE GRADES							
 <p>Four-Legged Frame Armless COM: N/A Unit weight: 20 LB 9.1 KG Carton weight: 28.5 LB 12.93 KG Carton volume: 15.5 FT³ 0.43 MT³</p>		<p>List price</p> <p>5940 650</p>								
			OVERALL DIMENSIONS			SEAT DIMENSIONS			BACK DIMENSIONS	
		W	D	H	W	D	H	W	H	
		IN 21.75	24.75	34.25	20	17	19	19	16	
		MM 552	629	870	508	432	483	483	406	
		RTA 00	1 per carton							
 <p>Four-Legged Frame Armless w/Casters COM: N/A Unit weight: 20 LB 9.1 KG Carton weight: 28.5 LB 12.93 KG Carton volume: 15.5 FT³ 0.43 MT³</p>		<p>List price</p> <p>5940C 735</p>								
			OVERALL DIMENSIONS			SEAT DIMENSIONS			BACK DIMENSIONS	
		W	D	H	W	D	H	W	H	
		IN 21.5	24.75	34.25	20	17	19	19	16	
		MM 546	629	870	508	432	483	483	406	
		RTA 00	1 per carton							
 <p>Four-Legged Frame w/Cantilever Arms COM: N/A Unit weight: 21 LB 9.5 KG Carton weight: 29.5 LB 13.38 KG Carton volume: 15.5 FT³ 0.43 MT³</p>		<p>List price</p> <p>5941 735</p>								
			OVERALL DIMENSIONS			SEAT DIMENSIONS			BACK DIMENSIONS	
		W	D	H	W	D	H	W	H	
		IN 24	25.5	34.25	20	17	19	19	16	
		MM 610	648	870	508	432	483	483	406	
		RTA 00	1 per carton							

DESCRIPTION	FEATURES	MODEL#	STANDARD TEXTILE GRADES
-------------	----------	--------	-------------------------



Four-Legged Frame w/Cantilever Arms & Casters
 COM: N/A
 Unit weight: 21 LB | 9.5 KG
 Carton weight: 29.5 LB | 13.38 KG
 Carton volume: 15.5 FT³ | 0.43 MT³

List price								
5941C	822							
OVERALL DIMENSIONS			SEAT DIMENSIONS			BACK DIMENSIONS		
W	D	H	W	D	H	W	H	
IN 24	25.5	34.25	20	17	19	19	16	
MM 610	648	870	508	432	483	483	406	
RTA 00		1 per carton						



Four-Legged Frame w/Loop Arms
 COM: N/A
 Unit weight: 21 LB | 9.5 KG
 Carton weight: 29.5 LB | 13.38 KG
 Carton volume: 15.5 FT³ | 0.43 MT³

List price								
5942	735							
OVERALL DIMENSIONS			SEAT DIMENSIONS			BACK DIMENSIONS		
W	D	H	W	D	H	W	H	
IN 23.75	25.5	34.25	20	17	19	19	16	
MM 603	648	870	508	432	483	483	406	
RTA 00		1 per carton						



Four-Legged Frame w/Loop Arms & Casters
 COM: N/A
 Unit weight: 21 LB | 9.5 KG
 Carton weight: 29.5 LB | 13.38 KG
 Carton volume: 15.5 FT³ | 0.43 MT³

List price								
5942C	822							
OVERALL DIMENSIONS			SEAT DIMENSIONS			BACK DIMENSIONS		
W	D	H	W	D	H	W	H	
IN 23.75	25.5	34.25	20	17	19	19	16	
MM 603	648	870	508	432	483	483	406	
RTA 00		1 per carton						



Cantilever Frame Armless
 COM: N/A
 Unit weight: 21 LB | 9.5 KG
 Carton weight: 29.5 LB | 13.38 KG
 Carton volume: 15.5 FT³ | 0.43 MT³

List price								
5943	692							
OVERALL DIMENSIONS			SEAT DIMENSIONS			BACK DIMENSIONS		
W	D	H	W	D	H	W	H	
IN 21.75	23.5	34.25	20	17	19	19	16	
MM 552	597	870	508	432	483	483	406	
RTA 00		1 per carton						



Cantilever Frame w/Cantilever Arms
 COM: N/A
 Unit weight: 27 LB | 12.3 KG
 Carton weight: 35.5 LB | 16.1 KG
 Carton volume: 15.5 FT³ | 0.43 MT³

List price								
5944	779							
OVERALL DIMENSIONS			SEAT DIMENSIONS			BACK DIMENSIONS		
W	D	H	W	D	H	W	H	
IN 24	23.5	34.25	20	17	19	19	16	
MM 610	597	870	508	432	483	483	406	
RTA 00		1 per carton						

DESCRIPTION FEATURES MODEL# STANDARD TEXTILE GRADES



Cantilever Frame w/Loop Arms
 COM: N/A
 Unit weight: 27 LB | 12.3 KG
 Carton weight: 35.5 LB | 16.1 KG
 Carton volume: 15.5 FT³ | 0.43 MT³

List price							
5945	779						
OVERALL DIMENSIONS			SEAT DIMENSIONS			BACK DIMENSIONS	
W	D	H	W	D	H	W	H
IN 23.75	23.5	34.25	20	17	19	19	16
MM 603	597	870	508	432	483	483	406
RTA 00	1 per carton						



Upholstered Four-Legged Frame Armless
 COM: 1.5 YD | 1.37 M
 Unit weight: 20 LB | 9.1 KG
 Carton weight: 28.5 LB | 12.93 KG
 Carton volume: 15.5 FT³ | 0.43 MT³

5950	532	580	621	667	744	814	885	946	1023	1095	1192	1330
OVERALL DIMENSIONS			SEAT DIMENSIONS			BACK DIMENSIONS						
W	D	H	W	D	H	W	H					
IN 21.75	24.75	34.25	20	17	19	19	16					
MM 552	629	870	508	432	483	483	406					
RTA 00	1 per carton											



Upholstered Four-Legged Frame Armless w/Casters
 COM: 1.5 YD | 1.37 M
 Unit weight: 20 LB | 9.1 KG
 Carton weight: 28.5 LB | 12.93 KG
 Carton volume: 15.5 FT³ | 0.43 MT³

5950C	620	668	709	755	832	902	973	1034	1111	1183	1280	1418
OVERALL DIMENSIONS			SEAT DIMENSIONS			BACK DIMENSIONS						
W	D	H	W	D	H	W	H					
IN 21.5	24.75	34.25	20	17	19	19	16					
MM 546	629	870	508	432	483	483	406					
RTA 00	1 per carton											








Upholstered Four-Legged Frame w/Cantilever Arms
 COM: 1.5 YD | 1.37 M
 Unit weight: 21 LB | 9.5 KG
 Carton weight: 29.5 LB | 13.38 KG
 Carton volume: 15.5 FT³ | 0.43 MT³

5951	620	668	709	755	832	902	973	1034	1111	1183	1280	1418
OVERALL DIMENSIONS			SEAT DIMENSIONS			BACK DIMENSIONS						
W	D	H	W	D	H	W	H					
IN 24	25.5	34.25	20	17	19	19	16					
MM 610	648	870	508	432	483	483	406					
RTA 00	1 per carton											



Uph. Four-Legged Frame w/Cantilever Arms & Casters
 COM: 1.5 YD | 1.37 M
 Unit weight: 21 LB | 9.5 KG
 Carton weight: 29.5 LB | 13.38 KG
 Carton volume: 15.5 FT³ | 0.43 MT³

5951C	707	755	796	842	919	989	1060	1121	1198	1270	1367	1505
OVERALL DIMENSIONS			SEAT DIMENSIONS			BACK DIMENSIONS						
W	D	H	W	D	H	W	H					
IN 24	25.5	34.25	20	17	19	19	16					
MM 610	648	870	508	432	483	483	406					
RTA 00	1 per carton											

DESCRIPTION	FEATURES	MODEL#	STANDARD TEXTILE GRADES											
			1	2	3	4	5	6	7	8	9	10	11	12
 <p>Upholstered Four-Legged Frame w/Loop Arms COM: 1.5 YD 1.37 M Unit weight: 21 LB 9.5 KG Carton weight: 29.5 LB 13.38 KG Carton volume: 15.5 FT³ 0.43 MT³</p>		5952	620	668	709	755	832	902	973	1034	1111	1183	1280	1418
			OVERALL DIMENSIONS			SEAT DIMENSIONS			BACK DIMENSIONS					
			W	D	H	W	D	H	W	H				
			IN 23.75	25.5	34.25	20	17	19	19	16				
			MM 603	648	870	508	432	483	483	406				
		RTA 00	1 per carton											
 <p>Upholstered Four-Legged Frame w/Loop Arms & Casters COM: 1.5 YD 1.37 M Unit weight: 21 LB 9.5 KG Carton weight: 29.5 LB 13.38 KG Carton volume: 15.5 FT³ 0.43 MT³</p>		5952C	707	755	796	842	919	989	1060	1121	1198	1270	1367	1505
			OVERALL DIMENSIONS			SEAT DIMENSIONS			BACK DIMENSIONS					
			W	D	H	W	D	H	W	H				
			IN 23.75	25.5	34.25	20	17	19	19	16				
			MM 603	648	870	508	432	483	483	406				
		RTA 00	1 per carton											
 <p>Upholstered Cantilever Frame Armless COM: 1.5 YD 1.37 M Unit weight: 21 LB 9.5 KG Carton weight: 29.5 LB 13.38 KG Carton volume: 15.5 FT³ 0.43 MT³</p>		5953	576	624	665	711	788	858	929	990	1067	1139	1236	1374
			OVERALL DIMENSIONS			SEAT DIMENSIONS			BACK DIMENSIONS					
			W	D	H	W	D	H	W	H				
			IN 21.75	23.5	34.25	20	17	19	19	16				
			MM 552	597	870	508	432	483	483	406				
		RTA 00	1 per carton											
 <p>Upholstered Cantilever Frame w/Cantilever Arms COM: 1.5 YD 1.37 M Unit weight: 27 LB 12.3 KG Carton weight: 35.5 LB 16.1 KG Carton volume: 15.5 FT³ 0.43 MT³</p>		5954	664	712	753	799	876	946	1017	1078	1155	1227	1324	1462
			OVERALL DIMENSIONS			SEAT DIMENSIONS			BACK DIMENSIONS					
			W	D	H	W	D	H	W	H				
			IN 24	23.5	34.25	20	17	19	19	16				
			MM 610	597	870	508	432	483	483	406				
		RTA 00	1 per carton											
 <p>Upholstered Cantilever Frame w/Loop Arms COM: 1.5 YD 1.37 M Unit weight: 27 LB 12.3 KG Carton weight: 35.5 LB 16.1 KG Carton volume: 15.5 FT³ 0.43 MT³</p>		5955	664	712	753	799	876	946	1017	1078	1155	1227	1324	1462
			OVERALL DIMENSIONS			SEAT DIMENSIONS			BACK DIMENSIONS					
			W	D	H	W	D	H	W	H				
			IN 23.75	23.5	34.25	20	17	19	19	16				
			MM 603	597	870	508	432	483	483	406				
		RTA 00	1 per carton											

LOCUST







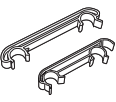

model 2121

STANDARD FEATURES

- Designed for reception and casual work areas.
- Stacks 6 high on floor or FP15 dolly.
- Standard glide is Black polypropylene.
- Standard with soft, durable, Black self-skinned urethane (SSU) armcaps that are warm to the touch.
- Upholstery options: fabric or vinyl only. Vinyl models may feature stitch detail across the seat and/or back cushions, if applicable.

OPTIONAL FEATURES

- Frames are available in textured Sandtex finishes: Black (TBL), Chrome (CHM), Shadow (TSH) or Tungsten (TTU). No upcharge.
- A selection of glide options is available. Glides must be chosen to best suit flooring type and site conditions. For more information, please refer to the glide section (page 359).
- Glides with felt pads (FG) are available for vinyl sheet, cork or laminate flooring, please specify. Add \$43.
- Glides with rubber pads (RG) are available for vinyl, hardwood, laminate, stone or ceramic flooring, please specify. Add \$43.
- Steel cushioned self-leveling glides (B) are available on all models (adds 0.5" to seat height), please specify. Add \$17.

DESCRIPTION	FEATURES	MODEL #	STANDARD TEXTILE GRADES													
			1	2	3	4	5	6	7	8	9	10	11	12		
 <p>Stacking Armchair SSU Arms COM: 1 YD 0.91 M Unit weight: 15 LB 6.8 KG Carton weight: 17.67 LB 8.01 KG Carton volume: 13.75 FT³ 0.38 MT³</p>	Stacks 6 high on floor or on dolly.	2121	375	407	434	465	516	563	610	651	702	750	815	907		
		OVERALL DIMENSIONS			SEAT DIMENSIONS			BACK DIMENSIONS								
					W	D	H	W	D	H	W	H				
		IN			23	22	32	19	18	18	19	14				
		MM			584	559	813	483	457	457	483	356				
		RTA 00	3 per carton (pricing and specifications are for one chair)													
 <p>Stacking Chair Armless COM: 1 YD 0.91 M Unit weight: 12 LB 5.5 KG Carton weight: 14.67 LB 6.65 KG Carton volume: 13.75 FT³ 0.38 MT³</p>	Stacks 6 high on floor or on dolly.	2122	272	304	331	362	413	460	507	548	599	647	712	804		
		OVERALL DIMENSIONS			SEAT DIMENSIONS			BACK DIMENSIONS								
					W	D	H	W	D	H	W	H				
		IN			20	22	32	19	18	18	19	14				
		MM			508	559	813	483	457	457	483	356				
		RTA 00	3 per carton (pricing and specifications are for one chair)													
			List price													
		FP15	188													
 <p>Chair Dolly COM: N/A Unit weight: 6.5 LB 2.94 KG Carton weight: 6.5 LB 2.95 KG Carton volume: 1.5 FT³ 0.04 MT³</p>		2131	20.25	21.5	3.75	-	-	-	-	-	-	-	-	-		
					W	D	H	W	D	H	W	H				
		MM			514	546	95	-	-	-	-	-				
				RTA 00	1 per carton											
																
			List price													
		2131	7													
 <p>Snap On Ganging Brackets - Set of 2 COM: N/A Unit weight: 0.07 LB N/A KG Carton weight: 0.59 LB 0.27 KG Carton volume: 1 FT³ 0.02 MT³</p>		2131	0.87	7.75	1.5	-	-	-	-	-	-	-	-	-		
					W	D	H	W	D	H	W	H				
		IN			22	197	38	-	-	-	-	-				
		MM			22	197	38	-	-	-	-	-				
				RTA 00	Pricing is for the set, specifications are for one bracket											
																

MARCHE



model 8624 (BCH)






model 8621 (CHM)



STANDARD FEATURES

- A contemporary wood seating series.
- Legs are standard in Black with Black non-marking glides.
- Does not stack.
- Upholstery options: fabric, vinyl or leather. Vinyl and leather models may feature stitch detail across the seat and/or back cushions, if applicable.

OPTIONAL FEATURES

- Wood backs are available in Absolute (AAM), Black (BKM), Cherry (ACM), Cream (WTM), Espresso Cafe (ECM), English Oak (EOM), Fruitwood (TFM), Gray (HGM), Honey (AHM), Mahogany (TMM), Maple (AVM), Medium Walnut (MWM), Night (ASM), Noce Biondo (NBM), Noce Grigio (NGM), Noce Leggero (NEM), Noce Medio (NMM), Shaker Cherry (SKM), Walnut (TWM), White (WHM) and Winter Cherry (WCM). Please specify.
- Optional leg finishes are available: (TTU) Tungsten. No upcharge. (CHM) Chrome. Add \$59. (BCH) Brushed Chrome. Add \$59.

DESCRIPTION	FEATURES	MODEL #	STANDARD TEXTILE GRADES												
			1	2	3	4	5	6	7	8	9	10	11	12	
 <p>Side Chair w/Open Wood Back COM: 1 YD 0.91 M Unit weight: 20 LB 9.1 KG Carton weight: 27 LB 12.25 KG Carton volume: 11.25 FT³ 0.31 MT³</p> <p>Does not stack.</p>		8621	913	945	972	1003	1054	1101	1148	1189	1240	1288	1353	1445	
			OVERALL DIMENSIONS			SEAT DIMENSIONS			BACK DIMENSIONS						
			W	D	H	W	D	H	W	H					
			IN	20	21	31.5	19	16.5	19	19	12.5				
			MM	508	533	800	483	419	483	483	318				
		RTA 00	1 per carton												
 <p>Side Chair w/Closed Upholstered Wood Back COM: 2.25 YD 2.06 M Unit weight: 20 LB 9.1 KG Carton weight: 27 LB 12.25 KG Carton volume: 11.25 FT³ 0.31 MT³</p> <p>Does not stack.</p>		8622	969	1041	1102	1172	1286	1392	1498	1590	1705	1813	1959	2166	
			OVERALL DIMENSIONS			SEAT DIMENSIONS			BACK DIMENSIONS						
			W	D	H	W	D	H	W	H					
			IN	20	21	31.5	19	16.5	19	19	12.5				
			MM	508	533	800	483	419	483	483	318				
		RTA 00	1 per carton												
 <p>Side Chair w/Closed Wood Back COM: 1 YD 0.91 M Unit weight: 20 LB 9.1 KG Carton weight: 27 LB 12.25 KG Carton volume: 11.25 FT³ 0.31 MT³</p> <p>Does not stack.</p>		8624	913	945	972	1003	1054	1101	1148	1189	1240	1288	1353	1445	
			OVERALL DIMENSIONS			SEAT DIMENSIONS			BACK DIMENSIONS						
			W	D	H	W	D	H	W	H					
			IN	20	21	31.5	19	16.5	19	19	12.5				
			MM	508	533	800	483	419	483	483	318				
		RTA 00	1 per carton												
 <p>Counter Stool w/Open Wood Back COM: 1 YD 0.91 M Unit weight: 25 LB 11.4 KG Carton weight: 32 LB 14.51 KG Carton volume: 13 FT³ 0.36 MT³</p> <p>Does not stack.</p>		8621S26	1217	1249	1276	1307	1358	1405	1452	1493	1544	1592	1657	1749	
			OVERALL DIMENSIONS			SEAT DIMENSIONS			BACK DIMENSIONS						
			W	D	H	W	D	H	W	H					
			IN	20	21	38.5	19	16.5	26	19	12.5				
			MM	508	533	978	483	419	660	483	318				
		RTA 00	1 per carton												
 <p>Counter Stool w/Closed Upholstered Wood Back COM: 2.25 YD 2.06 M Unit weight: 25 LB 11.4 KG Carton weight: 32 LB 14.51 KG Carton volume: 13 FT³ 0.36 MT³</p> <p>Does not stack.</p>		8622S26	1269	1341	1402	1472	1586	1692	1798	1890	2005	2113	2259	2466	
			OVERALL DIMENSIONS			SEAT DIMENSIONS			BACK DIMENSIONS						
			W	D	H	W	D	H	W	H					
			IN	20	21	38.5	19	16.5	26	19	12.5				
			MM	508	533	978	483	419	660	483	318				
		RTA 00	1 per carton												

DESCRIPTION	FEATURES	MODEL #	STANDARD TEXTILE GRADES													
			1	2	3	4	5	6	7	8	9	10	11	12		
 <p>Counter Stool w/Closed Wood Back COM: 1 YD 0.91 M Unit weight: 25 LB 11.4 KG Carton weight: 32 LB 14.51 KG Carton volume: 13 FT³ 0.36 MT³</p>	Does not stack.	8624S26	1217	1249	1276	1307	1358	1405	1452	1493	1544	1592	1657	1749		
			OVERALL DIMENSIONS			SEAT DIMENSIONS			BACK DIMENSIONS							
			W	D	H	W	D	H	W	H						
			IN 20 MM 508	21 533	38.5 978	19 483	16.5 419	26 660	19 483	12.5 318						
			RTA 00		1 per carton											
 <p>Barstool w/Open Wood Back COM: 1 YD 0.91 M Unit weight: 30 LB 13.6 KG Carton weight: 38 LB 17.24 KG Carton volume: 14 FT³ 0.39 MT³</p>	Does not stack.	8621S30	1217	1249	1276	1307	1358	1405	1452	1493	1544	1592	1657	1749		
			OVERALL DIMENSIONS			SEAT DIMENSIONS			BACK DIMENSIONS							
			W	D	H	W	D	H	W	H						
			IN 20 MM 508	21 533	42.5 1080	19 483	16.5 419	30 762	19 483	12.5 318						
			RTA 00		1 per carton											
 <p>Barstool w/Closed Upholstered Wood Back COM: 2.25 YD 2.06 M Unit weight: 30 LB 13.6 KG Carton weight: 38 LB 17.24 KG Carton volume: 14 FT³ 0.39 MT³</p>	Does not stack.	8622S30	1269	1341	1402	1472	1586	1692	1798	1890	2005	2113	2259	2466		
			OVERALL DIMENSIONS			SEAT DIMENSIONS			BACK DIMENSIONS							
			W	D	H	W	D	H	W	H						
			IN 20 MM 508	21 533	42.5 1080	19 483	16.5 419	30 762	19 483	12.5 318						
			RTA 00		1 per carton											
 <p>Barstool w/Closed Wood Back COM: 1 YD 0.91 M Unit weight: 30 LB 13.6 KG Carton weight: 38 LB 17.24 KG Carton volume: 14 FT³ 0.39 MT³</p>	Does not stack.	8624S30	1217	1249	1276	1307	1358	1405	1452	1493	1544	1592	1657	1749		
			OVERALL DIMENSIONS			SEAT DIMENSIONS			BACK DIMENSIONS							
			W	D	H	W	D	H	W	H						
			IN 20 MM 508	21 533	42.5 1080	19 483	16.5 419	30 762	19 483	12.5 318						
			RTA 00		1 per carton											

MAYNE



model 8335T







model 8336T

STANDARD FEATURES

- Mayne offers classic styling and value in a finely crafted wood framed side chair.
- Frame construction is beechwood.
- Legs are equipped with White non-marking polypropylene glides. Suitable for both carpet and hard surface flooring.
- Offered in two back styles: upholstered back or vertical wood slat.
- Does not stack.
- Upholstery options: fabric, vinyl or leather. Vinyl and leather models may feature stitch detail across the seat and/or back cushions, if applicable.

OPTIONAL FEATURES

- Wood frame are available in Absolute (AAM), Black (BKM), Cherry (ACM), Espresso Cafe (ECM), English Oak (EOM), Fruitwood (TFM), Gray (HGM), Honey (AHM), Mahogany (TMM), Maple (AVM), Medium Walnut (MWM), Natural Walnut (NLW), Night (ASM), Noce Biondo (NBM), Noce Grigio (NGM), Noce Leggero (NEM), Noce Medio (NMM), Shaker Cherry (SKM), Walnut (TWM), WC Cream (WTM), White (WHM) and Winter Cherry (WCM). Please specify.

DESCRIPTION	FEATURES	MODEL #	STANDARD TEXTILE GRADES												
			1	2	3	4	5	6	7	8	9	10	11	12	
 <p>Upholstered Armchair COM: 1 YD 0.91 M Unit weight: 21 LB 9.5 KG Carton weight: 27 LB 12.25 KG Carton volume: 13.25 FT³ 0.37 MT³</p>	<p>Does not stack.</p> <p>Ergonomic features: M, N</p>	<p>8335T</p>	1129	1161	1188	1219	1270	1317	1364	1405	1456	1504	1569	1661	
			<p>OVERALL DIMENSIONS</p>			<p>SEAT DIMENSIONS</p>			<p>BACK DIMENSIONS</p>						
			W	D	H	W	D	H	W	H					
			IN 23	24.5	33	20.5	18	18.5	19	14					
MM 584	622	838	521	457	470	483	356								
			<p>RTA 00</p>		<p> 1 per carton</p>										
 <p>Vertical Wood Slat Armchair COM: 1 YD 0.91 M Unit weight: 19 LB 8.6 KG Carton weight: 25 LB 11.34 KG Carton volume: 13.25 FT³ 0.37 MT³</p>	<p>Does not stack.</p> <p>Ergonomic features: M, N</p>	<p>8336T</p>	1107	1139	1166	1197	1248	1295	1342	1383	1434	1482	1547	1639	
			<p>OVERALL DIMENSIONS</p>			<p>SEAT DIMENSIONS</p>			<p>BACK DIMENSIONS</p>						
			W	D	H	W	D	H	W	H					
			IN 23	24.5	33	20.5	18	18.5	19	14					
MM 584	622	838	521	457	470	483	356								
			<p>RTA 00</p>		<p> 1 per carton</p>										

MODA



model 6961

Moda Stacking Chairs



For Moda stacking chairs, see page 167.

STANDARD FEATURES

- Moda is an upscale, classic looking multi-purpose product, ideal for conference rooms, training, break out and collaboration areas as well as light-use tasking.
- Chairs are molded with a one-piece shell. Available in Night (**BLK**), Cloud (**IVC**) or Shadow (**SHW**).
- Chair frame consists of a polished aluminum chassis on four steel legs in a durable Chrome finish.
- Standard with nylon glides (**N1**), suitable for carpet, rubber or concrete flooring.
- Upholstery options: fabric, vinyl or leather. Vinyl and leather models may feature stitch detail across the seat and/or back cushions, if applicable.

OPTIONAL FEATURES



- All models are available with optional armcaps in Black self-skinned urethane (**SSU**), in Black, Clear Grey or White finish plastic, or in Butternut, Ebony or Walnut woodgrain to match leg finishes.
- Model 6961 armcaps can also be upholstered in the matching fabric, vinyl or leather.
- Adjustable swivel glides (**SL**) are available for uneven floors, please specify.
- Glides with felt pads (**FG**) are available for vinyl sheet, cork or laminate flooring, please specify. Add \$17.
- Glides with rubber pads (**RG**) are available for vinyl sheet, hardwood, laminate, stone or ceramic flooring, please specify. Add \$17.

Please add option codes in the following order:

- **Model number**
6960 Armchair
6961 Armchair w/upholstered seat
- **Textile**
Specify textile code for seat (model 6961 only).
- **Shell finish** (no upcharge)
(BLK) Night
(IVC) Cloud
(SHW) Shadow
- **Armcap finish**
(NC) No armcaps.
(GC) Clear Grey plastic. Add \$24.
(H3) Black plastic. Add \$24.
(H4) White plastic. Add \$24.
(SS) Black SSU. Add \$47.
(BT) Butternut woodgrain plastic. Add \$96.
(EB) Ebony woodgrain plastic. Add \$96.
(WU) Walnut woodgrain plastic. Add \$96.
(UP) Upholstered (matches seat, model 6961 only). Add \$54.
- **Leg finish**
(CHM) Chrome. No upcharge.
(TBL) Black. Add \$72.
(TTU) Tungsten. Add \$72.
(BT) Butternut woodgrain. Add \$149.
(EB) Ebony woodgrain. Add \$149.
(WU) Walnut woodgrain. Add \$149.
- **Glide style** (no upcharge)
(ST) Fixed.
(SL) Adjustable swivel.
- **Glide type**
(N1) Standard nylon. No upcharge.
(FG) Felt. Add \$17.
(RG) Rubber. Add \$17.

EXAMPLE MODA FOUR-LEGGED CHAIR ORDER CODE:

6961	-HD05	-IVC	-NC	-CHM	-ST	-N1
Model #	Textile	Shell	Armcaps	Legs	Glide style	Glide type

DESCRIPTION	FEATURES	MODEL #	STANDARD TEXTILE GRADES																																					
 <p>Four-Legged Armchair COM: N/A Unit weight: 16 LB 7.3 KG Carton weight: 25 LB 11.34 KG Carton volume: 17.5 FT³ 0.49 MT³</p>	Polypropylene seat & back.	List price																																						
		6960	690																																					
					OVERALL DIMENSIONS W D H			SEAT DIMENSIONS W D H			BACK DIMENSIONS W H																													
			IN 25	25	31	20.5	18	16	20	15																														
			MM 635	635	787	521	457	406	508	381																														
			RTA 00		1 per carton																																			
			<table border="1"> <tr> <td></td> <td>1</td> <td>2</td> <td>3</td> <td>4</td> <td>5</td> <td>6</td> <td>7</td> <td>8</td> <td>9</td> <td>10</td> <td>11</td> <td>12</td> </tr> <tr> <td>6961</td> <td>812</td> <td>836</td> <td>856</td> <td>880</td> <td>918</td> <td>953</td> <td>988</td> <td>1019</td> <td>1057</td> <td>1093</td> <td>1142</td> <td>1211</td> </tr> </table>													1	2	3	4	5	6	7	8	9	10	11	12	6961	812	836	856	880	918	953	988	1019	1057	1093	1142	1211
	1	2	3	4	5	6	7	8	9	10	11	12																												
6961	812	836	856	880	918	953	988	1019	1057	1093	1142	1211																												
 <p>Four-Legged Armchair COM: 0.75 YD 0.69 M Unit weight: 19 LB 8.6 KG Carton weight: 28 LB 12.7 KG Carton volume: 17.5 FT³ 0.49 MT³</p>	Upholstered seat/polypropylene back.																																							
					OVERALL DIMENSIONS W D H			SEAT DIMENSIONS W D H			BACK DIMENSIONS W H																													
					IN 25	25	31	20.5	18	16.5	20	14.5																												
			MM 635	635	787	521	457	419	508	368																														
			RTA 00		1 per carton																																			

MODA



model 6962

Moda Four-Legged Chairs



For Moda four-legged chairs, please see page 166.

STANDARD FEATURES

- Moda is an upscale, classic looking multi-purpose product, ideal for conference rooms, training, break out and collaboration areas as well as light-use tasking.
- Chairs are molded with a one-piece shell. Available in Night (BLK), Cloud (IVC) or Shadow (SHW).
- Chair frame consists of 0.5" diameter solid steel rod available exclusively in a durable Chrome finish.
- Chairs can be ganged together using ganging clamp set 6970, providing min. 0.25" space between chairs.
- Standard with shell-matching nylon glides (N1), suitable for carpet, rubber or concrete flooring.
- Upholstery options: fabric, vinyl or leather. Vinyl and leather models may feature stitch detail across the seat and/or back cushions, if applicable.

OPTIONAL FEATURES

- All models are available with optional armcaps in Black self-skinned urethane (SSU), or in Black, Clear Grey or White finish plastic.
- Model 6963 armcaps can also be upholstered in the matching fabric, vinyl or leather.
- Glides with felt pads (FG) are available for vinyl sheet, cork or laminate flooring, please specify. Add \$17.
- Glides with rubber pads (RG) are available for vinyl sheet, hardwood, laminate, stone or ceramic flooring, please specify. Add \$17.

Please add option codes in the following order:

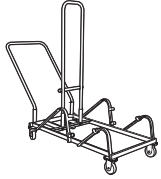
- **Model number**
6962 Armchair
6963 Armchair w/upholstered seat
- **Textile**
Specify textile code for seat (model 6963 only).
- **Shell finish** (no upcharge)
(BLK) Night
(IVC) Cloud
(SHW) Shadow
- **Glides**
(N1) Standard nylon. No upcharge.
(FG) Felt. Add \$17.
(RG) Rubber. Add \$17.
- **Armcap finish**
(NC) No armcaps.
(SS) Black SSU. Add \$47.
(GC) Clear Grey plastic. Add \$24.
(H3) Black plastic. Add \$24.
(H4) White plastic. Add \$24.
(UP) Upholstered (matches seat, model 6963 only). Add \$54.

EXAMPLE MODA STACKING CHAIR ORDER CODE:

6963	-HD05	-IVC	-N1	-NC
Model #	Textile	Shell	Glides	Armcaps

DESCRIPTION	FEATURES	MODEL #	STANDARD TEXTILE GRADES																																				
<p>Armchair, Sled Base COM: N/A Unit weight: 16 LB 7.3 KG Carton weight: 20.5 LB 9.3 KG Carton volume: 17.5 FT³ 0.49 MT³</p>	<p>Polypropylene seat & back.</p> <p>Stacks 5 high on floor. Stacks 14 high on dolly.</p>	List price																																					
		6962	596																																				
				<table border="1"> <thead> <tr> <th rowspan="2"></th> <th colspan="3">OVERALL DIMENSIONS</th> <th colspan="3">SEAT DIMENSIONS</th> <th colspan="2">BACK DIMENSIONS</th> </tr> <tr> <th>W</th> <th>D</th> <th>H</th> <th>W</th> <th>D</th> <th>H</th> <th>W</th> <th>H</th> </tr> </thead> <tbody> <tr> <td>IN</td> <td>25</td> <td>25</td> <td>31</td> <td>20.5</td> <td>18</td> <td>16</td> <td>20</td> <td>15</td> </tr> <tr> <td>MM</td> <td>635</td> <td>635</td> <td>787</td> <td>521</td> <td>457</td> <td>406</td> <td>508</td> <td>381</td> </tr> </tbody> </table>				OVERALL DIMENSIONS			SEAT DIMENSIONS			BACK DIMENSIONS		W	D	H	W	D	H	W	H	IN	25	25	31	20.5	18	16	20	15	MM	635	635	787	521	457	406
	OVERALL DIMENSIONS			SEAT DIMENSIONS				BACK DIMENSIONS																															
	W	D	H	W	D	H	W	H																															
IN	25	25	31	20.5	18	16	20	15																															
MM	635	635	787	521	457	406	508	381																															
		RTA 00	2 per carton (pricing and specifications are for one chair)																																				
<p>Armchair, Sled Base COM: 0.75 YD 0.69 M Unit weight: 19 LB 8.6 KG Carton weight: 23.5 LB 10.66 KG Carton volume: 17.5 FT³ 0.49 MT³</p>	<p>Upholstered seat/polypropylene back.</p> <p>Stacks 4 high on floor. Stacks 8 high on dolly.</p>	<table border="1"> <thead> <tr> <th rowspan="2"></th> <th>1</th> <th>2</th> <th>3</th> <th>4</th> <th>5</th> <th>6</th> <th>7</th> <th>8</th> <th>9</th> <th>10</th> <th>11</th> <th>12</th> </tr> </thead> <tbody> <tr> <td>6963</td> <td>716</td> <td>740</td> <td>760</td> <td>784</td> <td>822</td> <td>857</td> <td>892</td> <td>923</td> <td>961</td> <td>997</td> <td>1046</td> <td>1115</td> </tr> </tbody> </table>													1	2	3	4	5	6	7	8	9	10	11	12	6963	716	740	760	784	822	857	892	923	961	997	1046	1115
			1	2	3	4	5	6	7	8	9	10	11		12																								
			6963	716	740	760	784	822	857	892	923	961	997	1046	1115																								
		<table border="1"> <thead> <tr> <th rowspan="2"></th> <th colspan="3">OVERALL DIMENSIONS</th> <th colspan="3">SEAT DIMENSIONS</th> <th colspan="2">BACK DIMENSIONS</th> </tr> <tr> <th>W</th> <th>D</th> <th>H</th> <th>W</th> <th>D</th> <th>H</th> <th>W</th> <th>H</th> </tr> </thead> <tbody> <tr> <td>IN</td> <td>25</td> <td>25</td> <td>31</td> <td>20.5</td> <td>18</td> <td>16.5</td> <td>20</td> <td>14.5</td> </tr> <tr> <td>MM</td> <td>635</td> <td>635</td> <td>787</td> <td>521</td> <td>457</td> <td>419</td> <td>508</td> <td>368</td> </tr> </tbody> </table>				OVERALL DIMENSIONS			SEAT DIMENSIONS			BACK DIMENSIONS		W	D	H	W	D	H	W	H	IN	25	25	31	20.5	18	16.5	20	14.5	MM	635	635	787	521	457	419	508	368
	OVERALL DIMENSIONS			SEAT DIMENSIONS			BACK DIMENSIONS																																
	W	D	H	W	D	H	W	H																															
IN	25	25	31	20.5	18	16.5	20	14.5																															
MM	635	635	787	521	457	419	508	368																															
		RTA 00	2 per carton (pricing and specifications are for one chair)																																				

DESCRIPTION FEATURES MODEL# STANDARD TEXTILE GRADES



Medium Density Dolly

COM: N/A
 Unit weight: 43 LB | 19.5 KG
 Carton weight: 60 LB | 27.22 KG
 Carton volume: 13.25 FT³ | 0.37 MT³


Can stack chairs up to 14 high.
 For upholstered models, can stack chairs up to 8 high.

MODEL#		List price		STANDARD TEXTILE GRADES					
6969		923							
OVERALL DIMENSIONS			SEAT DIMENSIONS			BACK DIMENSIONS			
W	D	H	W	D	H	W	H		
IN 25	63	36.75	-	-	-	-	-	-	
MM 635	1600	933	-	-	-	-	-	-	
RTA 1		1 per carton							



Ganging Clamps - Set of 2

COM: N/A
 Unit weight: 0.13 LB | 0.1 KG
 Carton weight: 0.3 LB | 0.14 KG
 Carton volume: 0.3 FT³ | 0.01 MT³

MODEL#		List price		STANDARD TEXTILE GRADES					
6970		42							
OVERALL DIMENSIONS			SEAT DIMENSIONS			BACK DIMENSIONS			
W	D	H	W	D	H	W	H		
IN 3	1.5	0.75	-	-	-	-	-	-	
MM 76	38	19	-	-	-	-	-	-	
RTA 00		 Pricing is for the set, specifications are for one clamp							

POPCORN



model 6711



model 6712



Hand Hold Feature



model 6741TR

	Popcorn Chair Stacking Capability		Popcorn Stool Stacking Capability	
	Stacking on floor	Stacking on dolly	Stacking on floor	Stacking on dolly
Armless				
Polypropylene seat	up to 10 high	up to 34 high	up to 8 high	N/A
Upholstered seat	up to 8 high	up to 15 high	up to 8 high	N/A
With Arms				
Polypropylene seat	up to 10 high	up to 34 high	up to 8 high	N/A
Upholstered seat	up to 8 high	up to 15 high	up to 8 high	N/A

STANDARD FEATURES

- Popcorn is a high quality stacking chair, ideal for multi-purpose stack applications within corporate, government and healthcare facilities.
- Chair frame is constructed of 0.5" diameter solid steel rod available exclusively in a durable Chrome finish. There is no crossbar to interfere with feet or leg positions.
- Chairs are "wall safe". Rear legs hit the baseboard first leaving clearance between the back of the chair and the wall, saving both the chair and the wall from damage.
- Upper back features a cut-out hand hold to assist in stacking and transportation.
- Seat and back consists of a one-piece polypropylene shell for strength and ease of cleaning and disinfecting.
- Chairs can be ganged together using ganging clamp set 6626, providing no space between armchair models and 5" space between armless models.
- Chrome frame without glides is standard and suitable for cork, rubberized and carpeted floors.
- Task chairs are standard with five prong, injection molded, fiberglass reinforced nylon Black spider base and dual wheel carpet casters (C1).
- Task chairs are available with a tablet. Tablet arms are extremely rugged, suitable for armed forces and student use. Tablet hinges up to allow ease of egress. Tablet slides forward and back to accommodate any body size comfortably.
- Standard tablet (D8) size is 18"D x 14.5"W and is made of Black polymer. Tablets are attached at the left or right (as seated) of the task chair.
- Upholstery options: fabric, vinyl or leather. Vinyl and leather models may feature stitch detail across the seat and/or back cushions, if applicable.
- Upholstered models are equipped with a smooth Black shroud underneath the seat to help prevent frame imprints on the lower chair while stacked.
- Popcorn beam seating consists of upper seat units (6717, 6719) including mounting brackets and all hardware necessary for attachment to beam.
- For all beam components, tables and a complete list of available upper seat units, see Beam Seating series.

OPTIONAL FEATURES

- Polypropylene shell and coordinating arms are available in 14 designer colors: Buzz Blue (BZB), Cactus (CCT), Carrot (CRO), Cloud (IVC), Dijon (DJN), Eggplant (EGP), Fog (FOG), Frost (FRO), Ink (INK), Latte (LAB), Night (BLK), Sand (SND), Scarlet (SAR) and Shadow (SHW). Please specify.
- An optional 18.5"D x 18.5"W high pressure laminate writing tablet is available. The core is hardwood veneer plywood with a radiused edge and finished in clear lacquer. This writing tablet is offered in the following finishes: Black (BLK), Clear Maple (CMB), Designer White (DWT) and Noce Grigio (NGL). Please specify. Add \$68.
- For hard surface flooring casters on task chairs, please specify (C9R). Add \$21.
- A selection of glide options is available. Glides must be chosen to best suit flooring type and site conditions. For more information, please refer to the glide section (page 359).
- Clear polycarbonate glides (CG) are available for carpet, rubber or concrete flooring, please specify. Add \$9.
- Glides with stainless steel pads (SG) are available for carpet or rubber flooring, please specify. Add \$19.
- Glides with felt pads (FG) are available for vinyl sheet, cork or laminate flooring, please specify. Add \$19.
- Glides with rubber pads (RG) are available for vinyl, hardwood, laminate, stone or ceramic flooring, please specify. Add \$19.

DESCRIPTION FEATURES MODEL # STANDARD TEXTILE GRADES



Armchair
COM: N/A
Unit weight: 21 LB | 9.5 KG
Carton weight: 23.5 LB | 10.66 KG
Carton volume: 23 FT³ | 0.65 MT³

Polypropylene seat & back.
Stacks 10 high on floor.
Stacks 34 high on dolly.

List price	
6710	302

	OVERALL DIMENSIONS			SEAT DIMENSIONS			BACK DIMENSIONS	
	W	D	H	W	D	H	W	H
IN	24.5	23.5	32.5	18	18	16.5	19.5	16
MM	622	597	826	457	457	419	495	406

RTA 00

4 per carton (pricing and specifications are for one chair)



Armless Chair
COM: N/A
Unit weight: 15 LB | 6.8 KG
Carton weight: 17.25 LB | 7.82 KG
Carton volume: 17 FT³ | 0.48 MT³






Polypropylene seat & back.
Stacks 10 high on floor.
Stacks 34 high on dolly.






List price	
6711	223

	OVERALL DIMENSIONS			SEAT DIMENSIONS			BACK DIMENSIONS	
	W	D	H	W	D	H	W	H
IN	20	23.5	32.5	18	18	16.5	19.5	16
MM	508	597	826	457	457	419	495	406

RTA 00

4 per carton (pricing and specifications are for one chair)

DESCRIPTION	FEATURES	MODEL#	STANDARD TEXTILE GRADES											
			1	2	3	4	5	6	7	8	9	10	11	12
 <p>Armchair COM: 0.75 YD 0.69 M Unit weight: 22 LB 10 KG Carton weight: 25.25 LB 11.45 KG Carton volume: 26.75 FT³ 0.75 MT³</p>	Upholstered seat/polypropylene back. Stacks 8 high on floor. Stacks 15 high on dolly.	6712	397	421	441	465	503	538	573	604	642	678	727	796
			OVERALL DIMENSIONS			SEAT DIMENSIONS			BACK DIMENSIONS					
			W	D	H	W	D	H	W	H				
			IN 24.5	23.5	32.5	18	18	17	19.5	15.5				
			MM 622	597	826	457	457	432	495	394				
			RTA 00 4 per carton (pricing and specifications are for one chair)											
 <p>Armless Chair COM: 0.75 YD 0.69 M Unit weight: 16 LB 7.3 KG Carton weight: 19.25 LB 8.73 KG Carton volume: 19.25 FT³ 0.51 MT³</p>	Upholstered seat/polypropylene back. Stacks 8 high on floor. Stacks 15 high on dolly.	6713	317	341	361	385	423	458	493	524	562	598	647	716
			OVERALL DIMENSIONS			SEAT DIMENSIONS			BACK DIMENSIONS					
			W	D	H	W	D	H	W	H				
			IN 20	23.5	32.5	18	18	17	19.5	15.5				
			MM 508	597	826	457	457	432	495	394				
			RTA 00 4 per carton (pricing and specifications are for one chair)											
 <p>Bar Stool w/Arms COM: N/A Unit weight: 25 LB 11.4 KG Carton weight: 29.5 LB 13.38 KG Carton volume: 18.25 FT³ 0.51 MT³</p>	Polypropylene seat & back. Stacks 8 high on floor.	List price												
		6710BS	499											
		OVERALL DIMENSIONS			SEAT DIMENSIONS			BACK DIMENSIONS						
		W	D	H	W	D	H	W	H					
		IN 24.5	25.5	44.5	18	18	29	19.5	16					
MM 622	648	1130	457	457	737	495	406							
			RTA 00 2 per carton (pricing and specifications are for one chair)											
 <p>Counter Stool w/Arms COM: N/A Unit weight: 20 LB 9.1 KG Carton weight: 25.25 LB 11.45 KG Carton volume: 24 FT³ 0.67 MT³</p>	Polypropylene seat & back. Stacks 8 high on floor.	List price												
		6710CS	468											
		OVERALL DIMENSIONS			SEAT DIMENSIONS			BACK DIMENSIONS						
		W	D	H	W	D	H	W	H					
		IN 24.5	25.5	40.5	18	18	24	19.5	16					
MM 622	648	1029	457	457	610	495	406							
			RTA 00 2 per carton (pricing and specifications are for one chair)											
 <p>Armless Bar Stool COM: N/A Unit weight: 23 LB 10.5 KG Carton weight: 27.5 LB 12.47 KG Carton volume: 18.25 FT³ 0.51 MT³</p>	Polypropylene seat & back. Stacks 8 high on floor.	List price												
		6711BS	418											
		OVERALL DIMENSIONS			SEAT DIMENSIONS			BACK DIMENSIONS						
		W	D	H	W	D	H	W	H					
		IN 20	25.5	44.5	18	18	29	19.5	16					
MM 508	648	1130	457	457	737	495	406							
			RTA 00 2 per carton (pricing and specifications are for one chair)											

DESCRIPTION	FEATURES	MODEL#	STANDARD TEXTILE GRADES											
 <p>Armless Counter Stool COM: N/A Unit weight: 18 LB 8.2 KG Carton weight: 22.5 LB 10.21 KG Carton volume: 18.25 FT³ 0.51 MT³</p>	<p>Polypropylene seat & back.</p> <p>Stacks 8 high on floor.</p>	List price												
		6711CS	386											
		OVERALL DIMENSIONS			SEAT DIMENSIONS			BACK DIMENSIONS						
		IN	20	25.5	40.5	18	18	24	19.5	16				
MM	508	648	1029	457	457	610	495	406						
<p>RTA 00 2 per carton (pricing and specifications are for one chair)</p>														
 <p>Bar Stool w/Arms COM: 0.75 YD 0.69 M Unit weight: 27 LB 12.3 KG Carton weight: 30 LB 13.61 KG Carton volume: 21.5 FT³ 0.6 MT³</p>	<p>Upholstered seat/polypropylene back.</p> <p>Stacks 8 high on floor.</p>	1 2 3 4 5 6 7 8 9 10 11 12												
		6712BS	593	617	637	661	699	734	769	800	838	874	923	992
		OVERALL DIMENSIONS			SEAT DIMENSIONS			BACK DIMENSIONS						
		IN	24.5	25.5	44.5	18	18	29.5	19.5	16				
MM	622	648	1130	457	457	749	495	406						
<p>RTA 00 2 per carton (pricing and specifications are for one chair)</p>														
 <p>Counter Stool w/Arms COM: 0.75 YD 0.69 M Unit weight: 22 LB 10 KG Carton weight: 26 LB 11.79 KG Carton volume: 21.5 FT³ 0.6 MT³</p>	<p>Upholstered seat/polypropylene back.</p> <p>Stacks 8 high on floor.</p>	1 2 3 4 5 6 7 8 9 10 11 12												
		6712CS	562	586	606	630	668	703	738	769	807	843	892	961
		OVERALL DIMENSIONS			SEAT DIMENSIONS			BACK DIMENSIONS						
		IN	24.5	25.5	40.5	18	18	24.5	19.5	16				
MM	622	648	1029	457	457	622	495	406						
<p>RTA 00 2 per carton (pricing and specifications are for one chair)</p>														
 <p>Armless Bar Stool COM: 0.75 YD 0.69 M Unit weight: 25 LB 11.4 KG Carton weight: 29.5 LB 13.38 KG Carton volume: 18.25 FT³ 0.51 MT³</p>	<p>Upholstered seat/polypropylene back.</p> <p>Stacks 8 high on floor.</p>	1 2 3 4 5 6 7 8 9 10 11 12												
		6713BS	514	538	558	582	620	655	690	721	759	795	844	913
		OVERALL DIMENSIONS			SEAT DIMENSIONS			BACK DIMENSIONS						
		IN	20	25.5	44.5	18	18	29.5	19.5	16				
MM	508	648	1130	457	457	749	495	406						
<p>RTA 00 2 per carton (pricing and specifications are for one chair)</p>														
 <p>Armless Counter Stool COM: 0.75 YD 0.69 M Unit weight: 20 LB 9.1 KG Carton weight: 24.5 LB 11.11 KG Carton volume: 18.25 FT³ 0.51 MT³</p>	<p>Upholstered seat/polypropylene back.</p> <p>Stacks 8 high on floor.</p>	1 2 3 4 5 6 7 8 9 10 11 12												
		6713CS	480	504	524	548	586	621	656	687	725	761	810	879
		OVERALL DIMENSIONS			SEAT DIMENSIONS			BACK DIMENSIONS						
		IN	20	25.5	40.5	18	18	24.5	19.5	16				
MM	508	648	1029	457	457	622	495	406						
<p>RTA 00 2 per carton (pricing and specifications are for one chair)</p>														

DESCRIPTION FEATURES MODEL# STANDARD TEXTILE GRADES



Armless Seat Unit
 COM: N/A
 Unit weight: 17 LB | 7.7 KG
 Carton weight: 19 LB | 8.62 KG
 Carton volume: 6.5 FT³ | 0.18 MT³

Polypropylene seat & back.
 Use with beam.

List price							
6717	328						
OVERALL DIMENSIONS			SEAT DIMENSIONS			BACK DIMENSIONS	
W	D	H	W	D	H	W	H
IN 20	21	18	18	18	-	19.5	16
MM 508	533	457	457	457	-	495	406
RTA 00		2 per carton (pricing and specifications are for one chair)					

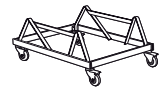
	1	2	3	4	5	6	7	8	9	10	11	12
6719	423	447	467	491	529	564	599	630	668	704	753	822



Armless Seat Unit
 COM: 0.75 YD | 0.69 M
 Unit weight: 18 LB | 8.2 KG
 Carton weight: 20 LB | 9.07 KG
 Carton volume: 6.5 FT³ | 0.18 MT³

Upholstered seat/polypropylene back.
 Use with beam.

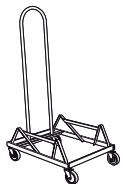
List price							
6714	825						
OVERALL DIMENSIONS			SEAT DIMENSIONS			BACK DIMENSIONS	
W	D	H	W	D	H	W	H
IN 20	21	18	18	18	-	19.5	16
MM 508	533	457	457	457	-	495	406
RTA 00		2 per carton (pricing and specifications are for one chair)					



Medium Density Dolly
 COM: N/A
 Unit weight: 24 LB | 10.9 KG
 Carton weight: 29 LB | 13.15 KG
 Carton volume: 9 FT³ | 0.25 MT³

For upholstered models.
 Can stack chairs up to 15 high.
 Fits through standard 80" door frame.

List price							
6715	825						
OVERALL DIMENSIONS			SEAT DIMENSIONS			BACK DIMENSIONS	
W	D	H	W	D	H	W	H
IN 23	31	18.5	-	-	-	-	-
MM 584	787	470	-	-	-	-	-
RTA 00		1 per carton					



High Density Dolly
 COM: N/A
 Unit weight: 30 LB | 13.6 KG
 Carton weight: 36 LB | 16.33 KG
 Carton volume: 5.5 FT³ | 0.15 MT³

For polypropylene models.
 Can stack chairs up to 34 high.
 Fits through standard 80" door frame.


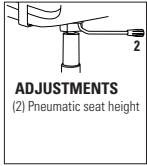

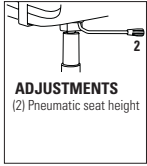

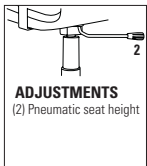

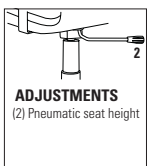
List price							
6715	825						
OVERALL DIMENSIONS			SEAT DIMENSIONS			BACK DIMENSIONS	
W	D	H	W	D	H	W	H
IN 21.37	31.75	51.75	-	-	-	-	-
MM 543	806	1314	-	-	-	-	-
RTA 1		1 per carton					



Ganging Clamps - Set of 2
 COM: N/A
 Unit weight: 0.25 LB | 0.1 KG
 Carton weight: 0.3 LB | 0.14 KG
 Carton volume: 0.04 FT³ | 0.001 MT³

For polypropylene models.
 Can stack chairs up to 34 high.
 Fits through standard 80" door frame.

List price							
6626	21						
OVERALL DIMENSIONS			SEAT DIMENSIONS			BACK DIMENSIONS	
W	D	H	W	D	H	W	H
IN 1	6.5	0.75	-	-	-	-	-
MM 25	165	19	-	-	-	-	-
RTA 00		2 per carton (pricing is for the set, specifications are for one bracket)					

DESCRIPTION	FEATURES	MODEL#	STANDARD TEXTILE GRADES											
 <p>Armless Task COM: N/A Unit weight: 24 LB 10.9 KG Carton weight: 33 LB 14.97 KG Carton volume: 17.5 FT³ 0.49 MT³</p>	 <p>ADJUSTMENTS (2) Pneumatic seat height</p> <p>Polypropylene seat & back.</p> <p>Ergonomic features: C</p>	List price												
		6741	455											
		OVERALL DIMENSIONS			SEAT DIMENSIONS			BACK DIMENSIONS						
IN	20	23	30.5	18	18	15.5	19.5	16						
MM	508	584	775	457	457	394	495	406						
RTA 00												1 per carton		
 <p>Armless Task w/Tablet COM: N/A Unit weight: 33 LB 15 KG Carton weight: 40 LB 18.14 KG Carton volume: 15.75 FT³ 0.44 MT³</p>	 <p>ADJUSTMENTS (2) Pneumatic seat height</p> <p>Polypropylene seat & back.</p> <p>Ergonomic features: C</p> <p>Specify (L) left or (R) right tablet.</p>	List price												
		6741TR 6741TL	734											
		OVERALL DIMENSIONS			SEAT DIMENSIONS			BACK DIMENSIONS						
IN	24.75	26	30.5	18	18	15.5	19.5	16						
MM	629	660	775	457	457	394	495	406						
RTA 00												1 per carton		
 <p>Armless Task COM: 0.75 YD 0.69 M Unit weight: 26 LB 11.8 KG Carton weight: 33 LB 14.97 KG Carton volume: 14.25 FT³ 0.4 MT³</p>	 <p>ADJUSTMENTS (2) Pneumatic seat height</p> <p>Upholstered seat/polypropylene back.</p> <p>Ergonomic features: C</p>	List price												
		6743	1	2	3	4	5	6	7	8	9	10	11	12
		IN	20	23	30.5	18	18	16	19.5	16				
MM	508	584	775	457	457	406	495	406						
RTA 00												1 per carton		
 <p>Armless Task w/Tablet COM: 0.75 YD 0.69 M Unit weight: 35 LB 15.9 KG Carton weight: 44 LB 19.96 KG Carton volume: 17.5 FT³ 0.49 MT³</p>	 <p>ADJUSTMENTS (2) Pneumatic seat height</p> <p>Upholstered seat/polypropylene back.</p> <p>Ergonomic features: C</p> <p>Specify (L) left or (R) right tablet.</p>	List price												
		6743TR 6743TL	1	2	3	4	5	6	7	8	9	10	11	12
		IN	24.75	26	30.5	18	18	16	19.5	16				
MM	629	660	775	457	457	406	495	406						
RTA 00												1 per carton		

REBOUND



model R5APU



model R5CSAPU

	Rebound Chair Stacking Capability		Rebound Stools Stacking Capability
	Stacks on floor	Stacks on dolly (RDOL)	Stacks on floor only
Four-Legged (Glide/Caster) + Sled Base Models			
Polypropylene	up to 5 high	up to 10 high	up to 5 high
Upholstered seat	up to 5 high	up to 10 high	up to 5 high

EXAMPLE REBOUND ORDER CODE:


R5APUG	-CCT	-BL20	-CHM	-NM
Model #	Back, seat + arm finish	Seat textile	Frame finish	Glide type






STANDARD FEATURES

- Designed by Alessandro Piretti, Rebound features a flexible back for ultimate comfort. The series includes: four-legged & sled base chairs and four-legged counter & bar stools.
- Polypropylene shell is easy to clean/wipe down and offered in a variety of finishes.
- Models available with polypropylene back & seat or polypropylene back & upholstered seat.
- Models available with or without arms. Arms match selected shell finish.
- Four-legged and sled base models have tubular steel bases available in a wide variety of paint and plated finishes.
- Chairs with four legs are available with glides (G suffix models) and casters (C suffix models). Four-legged chairs have Black nylon (BG) glides or are available in a variety of glide types (to best suit the flooring type and site conditions). See upcharges.
- Sled base chairs are available with either Black or White opaque nylon glides.
- Four-legged chairs and sled base chairs are stackable up to 5 high on floor and 10 high on dolly (RDOL). Models with upholstered seats stack 5 high on floor and 10 high on the dolly. Counter and bar stools stack up to 5 high on floor.
- All models are equipped with a color coordinated under seat shroud.
- Due to the flex back design, chairs should be positioned away from walls.
- Active weight capacity for chairs with casters is 300 lbs. and 400 lbs. for chairs with glides.
- Upholstery options: fabric, vinyl or leather. Vinyl and leather models may feature stitch detail across the seat and/or back cushions, if applicable.

Please add option codes in the following order:

- **Model number**
R5 ___ (G or C) Four-legged chair (glides or casters)
R6 ___ Sled base chair
R5BS ___ Bar stool
R5CS ___ Counter stool
RDOL Stacking dolly
- **Back, seat + arm finish**
(BZB) Buzz Blue **(FRO)** Frost
(CCT) Cactus **(INK)** Ink
(CRO) Carrot **(LAB)** Latte
(IVC) Cloud **(BLK)** Night
(DJN) Dijon **(SND)** Sand
(EGP) Eggplant **(SAR)** Scarlet
(FOG) Fog **(SHW)** Shadow
- **Seat textile** (upholstered seat models)
Specify textile
- **Frame finish**
For leg frame finish options, please see page 380. Upcharges apply for plated finishes:
(CHM) Chrome. Add \$33 for four-legged chairs. Add \$42 for sled base chairs. Add \$60 for stools.
(BCH) Brushed Chrome. Add \$119 for four-legged chairs. Add \$145 for sled base chairs. Add \$197 for stools.
(SBR) Satin Brass. Add \$176 for four-legged chairs. Add \$213 for sled base chairs. Add \$288 for stools.
(ACO) Antique Copper. Add \$176 for four-legged chairs. Add \$213 for sled base chairs. Add \$288 for stools.
- **Glide type** (four-legged chair models only)
(BG) Black nylon glides for some hard floor/ carpeted surfaces.
(NM) White nylon non-marking glides for some hard floor/carpeted surfaces.
(FG) Glides w/felt pads are available for vinyl sheet, cork or laminate flooring, please specify. Add \$19.
(RG) Glides with rubber pads are available for vinyl, hardwood, laminate, stone or ceramic flooring, please specify. Add \$19.
(SG) Glides with stainless steel pads are available for carpet or rubber flooring, please specify. Add \$19.
- **Glide type** (sled base chair models only)
(GL) Black nylon glides.
(NM) White non-marking glides.
- **Caster type** (for caster models)
(DC) 2" caster for carpeted surfaces
(RC) 2"caster for most hard floor surfaces. Add \$17.

DESCRIPTION	FEATURES	MODEL #	STANDARD TEXTILE GRADES									
 <p>Armchair, Poly Seat & Back COM: N/A Unit weight: 17.5 LB 8 KG Carton weight: 21.75 LB 9.87 KG Carton volume: 15.5 FT³ 0.43 M³</p>	<p>Stacks 5 high on floor. Stacks 10 high on dolly.</p>	List price										
		<p>R5APPG glides 490 R5APPC casters 540</p>	OVERALL DIMENSIONS		SEAT DIMENSIONS			BACK DIMENSIONS				
		IN	MM	W	D	H	W	D	H	W	H	
		26.25	667	20.5	521	32.75	832	19.25	17.75	17.5	18.5	15.25
				489	451	445		470		387		
		RTA 00		2 per carton (pricing and specifications are for one seat unit)								

DESCRIPTION	FEATURES	MODEL#	STANDARD TEXTILE GRADES											
			1	2	3	4	5	6	7	8	9	10	11	12
 <p>Armchair, Upholstered Seat & Poly Back COM: 0.75 YD 0.69 M Unit weight: 19.5 LB 8.9 KG Carton weight: 23.75 LB 10.77 KG Carton volume: 15.5 FT³ 0.43 MT³</p>	Stacks 5 high on floor. Stacks 10 high on dolly.	R5APUG	630	654	674	698	736	771	806	837	875	911	960	1029
		R5APUC	680	704	724	748	786	821	856	887	925	961	1010	1079
			OVERALL DIMENSIONS			SEAT DIMENSIONS			BACK DIMENSIONS					
			W	D	H	W	D	H	W	H				
			IN 26.25	20.5	32.75	19.25	17.75	18.5	18.5	14.25				
			MM 667	521	832	489	451	470	470	362				
			RTA 00	2 per carton (pricing and specifications are for one seat unit)										
List price														
			R5NPPG	379										
			R5NPPC	429										
 <p>Armless Chair, Poly Seat & Back COM: N/A Unit weight: 16 LB 7.3 KG Carton weight: 20 LB 9.07 KG Carton volume: 13.75 FT³ 0.38 MT³</p>	Stacks 5 high on floor. Stacks 10 high on dolly.	R5NPUG	519	543	563	587	625	660	695	726	764	800	849	918
		R5NPUC	569	593	613	637	675	710	745	776	814	850	899	968
			OVERALL DIMENSIONS			SEAT DIMENSIONS			BACK DIMENSIONS					
			W	D	H	W	D	H	W	H				
			IN 22	20.5	32.75	19.25	17.75	17.5	18.5	15.25				
			MM 559	521	832	489	451	445	470	387				
			RTA 00	2 per carton (pricing and specifications are for one seat unit)										
List price														
			R5NPPG	379										
			R5NPPC	429										
 <p>Armless Chair, Upholstered Seat & Poly Back COM: 0.75 YD 0.69 M Unit weight: 16 LB 7.3 KG Carton weight: 20 LB 9.07 KG Carton volume: 13.75 FT³ 0.38 MT³</p>	Stacks 5 high on floor. Stacks 10 high on dolly.	R5NPUG	519	543	563	587	625	660	695	726	764	800	849	918
		R5NPUC	569	593	613	637	675	710	745	776	814	850	899	968
			OVERALL DIMENSIONS			SEAT DIMENSIONS			BACK DIMENSIONS					
			W	D	H	W	D	H	W	H				
			IN 22	20.5	32.75	19.25	17.75	18.5	18.5	14.25				
			MM 559	521	832	489	451	470	470	362				
			RTA 00	2 per carton (pricing and specifications are for one seat unit)										
List price														
			R6APP	518										
 <p>Armchair, Poly Seat & Back - Sled Base COM: N/A Unit weight: 18 LB 8.2 KG Carton weight: 22.25 LB 10.09 KG Carton volume: 15.5 FT³ 0.43 MT³</p>	Stacks 5 high on floor. Stacks 10 high on dolly.	R6APU	658	682	702	726	764	799	834	865	903	939	988	1057
		R6APP	658	682	702	726	764	799	834	865	903	939	988	1057
			OVERALL DIMENSIONS			SEAT DIMENSIONS			BACK DIMENSIONS					
			W	D	H	W	D	H	W	H				
			IN 26.25	21.5	32.75	19.25	17.75	17.5	18.5	15.25				
			MM 667	546	832	489	451	445	470	387				
			RTA 00	2 per carton (pricing and specifications are for one seat unit)										
List price														
			R6APP	518										
			R6APU	658										
 <p>Armchair, Upholstered Seat & Poly Back - Sled Base COM: 0.75 YD 0.69 M Unit weight: 20 LB 9.1 KG Carton weight: 24.25 LB 11 KG Carton volume: 15.5 FT³ 0.43 MT³</p>	Stacks 5 high on floor. Stacks 10 high on dolly.	R6APU	658	682	702	726	764	799	834	865	903	939	988	1057
		R6APP	658	682	702	726	764	799	834	865	903	939	988	1057
			OVERALL DIMENSIONS			SEAT DIMENSIONS			BACK DIMENSIONS					
			W	D	H	W	D	H	W	H				
			IN 26.25	21.5	32.75	19.25	17.75	18.5	18.5	14.25				
			MM 667	546	832	489	451	470	470	362				
			RTA 00	2 per carton (pricing and specifications are for one seat unit)										

DESCRIPTION FEATURES MODEL# STANDARD TEXTILE GRADES



Armless Chair, Poly Seat & Back - Sled Base

COM: N/A

Unit weight: 16 LB | 7.3 KG

Carton weight: 20 LB | 9.07 KG

Carton volume: 13.75 FT³ | 0.38 MT³

Stacks 5 high on floor.
Stacks 10 high on dolly.

List price

R6NPP 407

	OVERALL DIMENSIONS			SEAT DIMENSIONS			BACK DIMENSIONS	
	W	D	H	W	D	H	W	H

IN	22	21.5	32.75	19.25	17.75	17.5	18.5	15.25
MM	559	546	832	489	451	445	470	387

RTA 00 2 per carton (pricing and specifications are for one seat unit)

	1	2	3	4	5	6	7	8	9	10	11	12
--	---	---	---	---	---	---	---	---	---	----	----	----

R6NPU 547 571 591 615 653 688 723 754 792 828 877 946



Armless Chair, Upholstered Seat & Poly Back - Sled Base

COM: 0.75 YD | 0.69 M

Unit weight: 18 LB | 8.2 KG

Carton weight: 22 LB | 9.98 KG

Carton volume: 13.75 FT³ | 0.38 MT³

Stacks 5 high on floor.
Stacks 10 high on dolly.

	OVERALL DIMENSIONS			SEAT DIMENSIONS			BACK DIMENSIONS	
	W	D	H	W	D	H	W	H

IN	22	21.5	32.75	19.25	17.75	18.5	18.5	14.25
MM	559	546	832	489	451	470	470	362

RTA 00 2 per carton (pricing and specifications are for one seat unit)



Counter Stool w/Arms, Poly Seat & Back

COM: N/A

Unit weight: 22 LB | 10 KG

Carton weight: 26.25 LB | 11.91 KG

Carton volume: 19.75 FT³ | 0.55 MT³

Stacks 5 high on floor.

List price

R5CSAPP 610

	OVERALL DIMENSIONS			SEAT DIMENSIONS			BACK DIMENSIONS	
	W	D	H	W	D	H	W	H

IN	26.25	21.75	38.25	19.25	17.75	23.75	18.5	15.25
MM	667	552	972	489	451	603	470	387

RTA 00 2 per carton (pricing and specifications are for one seat unit)

	1	2	3	4	5	6	7	8	9	10	11	12
--	---	---	---	---	---	---	---	---	---	----	----	----

R5CSAPU 750 774 794 818 856 891 926 957 995 1031 1080 1149



Counter Stool w/Arms, Upholstered Seat & Poly Back

COM: 0.75 YD | 0.69 M

Unit weight: 24 LB | 10.9 KG

Carton weight: 28.25 LB | 12.81 KG

Carton volume: 19.75 FT³ | 0.55 MT³

Stacks 5 high on floor.

List price

R5CSNPP 499

	OVERALL DIMENSIONS			SEAT DIMENSIONS			BACK DIMENSIONS	
	W	D	H	W	D	H	W	H

IN	22	21.75	38.25	19.25	17.75	23.75	18.5	15.25
MM	559	552	972	489	451	603	470	387

RTA 00 2 per carton (pricing and specifications are for one seat unit)



Armless Counter Stool, Poly Seat & Back








COM: N/A

Unit weight: 20 LB | 9.1 KG

Carton weight: 24 LB | 10.89 KG

Carton volume: 17.5 FT³ | 0.49 MT³

Stacks 5 high on floor.

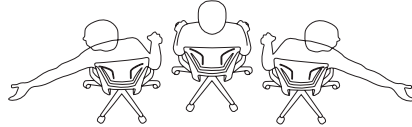
DESCRIPTION	FEATURES	MODEL#	STANDARD TEXTILE GRADES													
			1	2	3	4	5	6	7	8	9	10	11	12		
 <p>Armless Counter Stool, Upholstered Seat & Poly Back COM: 0.75 YD 0.69 M Unit weight: 22 LB 10 KG Carton weight: 26 LB 11.79 KG Carton volume: 17.5 FT³ 0.49 MT³</p>	Stacks 5 high on floor.	R5CSNPU	639	663	683	707	745	780	815	846	884	920	969	1038		
		OVERALL DIMENSIONS			SEAT DIMENSIONS			BACK DIMENSIONS								
		W	D	H	W	D	H	W	H							
		IN 22	21.75	38.25	19.25	17.75	24.75	18.5	14.25							
		MM 559	552	972	489	451	629	470	362							
		RTA 00	2 per carton (pricing and specifications are for one seat unit)													
List price																
R5BSAPP			630													
 <p>Bar Stool w/Arms, Poly Seat & Back COM: N/A Unit weight: 23 LB 10.5 KG Carton weight: 27.25 LB 12.36 KG Carton volume: 19.75 FT³ 0.55 MT³</p>	Stacks 5 high on floor.	R5BSAPP	630													
		OVERALL DIMENSIONS			SEAT DIMENSIONS			BACK DIMENSIONS								
		W	D	H	W	D	H	W	H							
		IN 26.25	21.75	43.25	19.25	17.75	28.75	18.5	15.25							
		MM 667	552	1099	489	451	730	470	387							
		RTA 00	2 per carton (pricing and specifications are for one seat unit)													
List price																
R5BSAPP			630													
 <p>Bar Stool w/Arms, Upholstered Seat & Poly Back COM: 0.75 YD 0.69 M Unit weight: 25 LB 11.4 KG Carton weight: 29.25 LB 13.27 KG Carton volume: 19.75 FT³ 0.55 MT³</p>	Stacks 5 high on floor.	R5BSAPU	770	794	814	838	876	911	946	977	1015	1051	1100	1169		
		OVERALL DIMENSIONS			SEAT DIMENSIONS			BACK DIMENSIONS								
		W	D	H	W	D	H	W	H							
		IN 26.25	21.75	43.25	19.25	17.75	29.75	18.5	14.25							
		MM 667	552	1099	489	451	756	470	362							
		RTA 00	2 per carton (pricing and specifications are for one seat unit)													
List price																
R5BSAPP			630													
 <p>Armless Bar Stool, Poly Seat & Back COM: N/A Unit weight: 19.5 LB 8.9 KG Carton weight: 23.75 LB 10.77 KG Carton volume: 19.75 FT³ 0.55 MT³</p>	Stacks 5 high on floor.	R5BSNPP	519													
		OVERALL DIMENSIONS			SEAT DIMENSIONS			BACK DIMENSIONS								
		W	D	H	W	D	H	W	H							
		IN 26.25	21.75	43.25	19.25	17.75	28.75	18.5	15.25							
		MM 667	552	1099	489	451	730	470	387							
		RTA 00	2 per carton (pricing and specifications are for one seat unit)													
List price																
R5BSAPP			630													
 <p>Armless Bar Stool, Upholstered Seat & Poly Back COM: 0.75 YD 0.69 M Unit weight: 21.5 LB 9.8 KG Carton weight: 25.75 LB 11.68 KG Carton volume: 19.75 FT³ 0.55 MT³</p>	Stacks 5 high on floor.	R5BSNPU	659	683	703	727	765	800	835	866	904	940	989	1058		
		OVERALL DIMENSIONS			SEAT DIMENSIONS			BACK DIMENSIONS								
		W	D	H	W	D	H	W	H							
		IN 26.25	21.75	43.25	19.25	17.75	29.75	18.5	14.25							
		MM 667	552	1099	489	451	756	470	362							
		RTA 00	2 per carton (pricing and specifications are for one seat unit)													
List price																
R5BSAPP			630													
 <p>Stacking Dolly COM: N/A Unit weight: 15 LB 6.8 KG Carton weight: 18 LB 8.16 KG Carton volume: 4.4 FT³ 0.12 MT³</p>		RDOL	480													
		OVERALL DIMENSIONS			SEAT DIMENSIONS			BACK DIMENSIONS								
		W	D	H	W	D	H	W	H							
		IN 23.75	21.25	12.25	-	-	-	-	-							
		MM 603	540	311	-	-	-	-	-							
		RTA 00		1 per carton												

ROMA NESTER



model 1898

model 1908



(models 1890, 1890L, 1900, 1900L)

The polypropylene medium back features a flexible construction that provides support, proper spinal alignment and comfort when moving or reaching in a seated position.

STANDARD FEATURES

- Flexible, elegant and affordable, Roma offers a family of seating with simple clean lines.
- Three back versions are available: mesh, flexible polypropylene or honeycomb polypropylene back.
- Upholstered back cover (1909) may be ordered separately, easily installed on flexible polypropylene backs only.
- Models with a flexible polypropylene back feature a built in lumbar support designed to move as you move and is available exclusively in Black.
- The horizontal nesting chairs are easy to store. Simply flip the seat upward and then roll into nesting position, like a shopping cart.
- When nesting horizontal nesting chairs, each additional chair adds 8" (203 mm) to the depth.
- Standard with soft, durable self-skinned urethane (SSU) armcaps that are warm to the touch.
- Nesting chairs are available with a Black (TBL), Shadow (TSH) or Tungsten (TTU) frame.
- Dual wheel carpet casters (C1) are standard.
- Upholstery options: fabric, vinyl or leather. Vinyl and leather models may feature stitch detail across the seat and/or back cushions, if applicable.
- Models upholstered in leather have a radius seam towards the rear of the seat.

OPTIONAL FEATURES


- Breathable mesh back is available in six colors: Autumn Orange (AO), Fall Burgundy (FB), Midnight Black (MB), Spring Green (SG), Summer Blue (SB) and Winter Grey (WG).
- Optional Chrome (CHM) frame is available, please specify. Add \$26.
- For hard surface flooring casters, please specify (C9R). Add \$17.
- For non-nesting Roma chairs and stools see page 67.

DESCRIPTION

FEATURES

MODEL #

STANDARD TEXTILE GRADES



Leather stitch detail

Honeycomb MB - Armless Flip Seat Nesting Chair

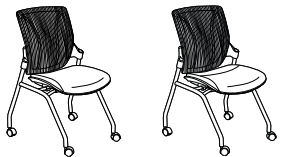
COM: 1 YD | 0.91 M
Unit weight: 22 LB | 10 KG
Carton weight: 30 LB | 13.61 KG
Carton volume: 15.5 FT³ | 0.43 MT³

Ergonomic features:
M, N

	1	2	3	4	5	6	7	8	9	10	11	12
1888	625	657	684	715	766	813	860	901	952	1000	1065	1157

	OVERALL DIMENSIONS			SEAT DIMENSIONS			BACK DIMENSIONS	
	W	D	H	W	D	H	W	H
IN	24.5	23.5	36	19.5	17	18	18.5	18
MM	622	597	914	495	432	457	470	457

RTA 00 1 per carton



Leather stitch detail

Mesh MB - Armless Flip Seat Nesting Chair

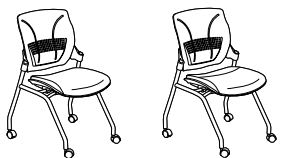
COM: 1 YD | 0.91 M
Unit weight: 22 LB | 10 KG
Carton weight: 30 LB | 13.61 KG
Carton volume: 15.5 FT³ | 0.43 MT³

Ergonomic features:
M, N

	1	2	3	4	5	6	7	8	9	10	11	12
1889	593	625	652	683	734	781	828	869	920	968	1033	1125

	OVERALL DIMENSIONS			SEAT DIMENSIONS			BACK DIMENSIONS	
	W	D	H	W	D	H	W	H
IN	24.5	23.5	36	19.5	17	18	18.5	18
MM	622	597	914	495	432	457	470	457

RTA 00 1 per carton



Leather stitch detail

Polypropylene MB - Armless Flip Seat Nesting Chair




COM: 1 YD | 0.91 M
Unit weight: 22 LB | 10 KG
Carton weight: 30 LB | 13.61 KG
Carton volume: 15.5 FT³ | 0.43 MT³

Ergonomic features:
M, N

	1	2	3	4	5	6	7	8	9	10	11	12
1890	593	625	652	683	734	781	828	869	920	968	1033	1125

	OVERALL DIMENSIONS			SEAT DIMENSIONS			BACK DIMENSIONS	
	W	D	H	W	D	H	W	H
IN	24.5	23.5	36	19.5	17	18	18.5	18
MM	622	597	914	495	432	457	470	457

RTA 00 1 per carton

DESCRIPTION	FEATURES	MODEL#	STANDARD TEXTILE GRADES												
			1	2	3	4	5	6	7	8	9	10	11	12	
 <p>Honeycomb MB - Flip Seat Nesting Armchair COM: 1 YD 0.91 M Unit weight: 23 LB 10.5 KG Carton weight: 31 LB 14.06 KG Carton volume: 15.5 FT³ 0.43 MT³</p>	Ergonomic features: M, N	1898	684	716	743	774	825	872	919	960	1011	1059	1124	1216	
			OVERALL DIMENSIONS W D H			SEAT DIMENSIONS W D H			BACK DIMENSIONS W H						
			IN	24.5	23.5	36	19.5	17	18	18.5	18				
			MM	622	597	914	495	432	457	470	457				
				RTA 00		1 per carton									
 <p>Mesh MB - Flip Seat Nesting Armchair COM: 1 YD 0.91 M Unit weight: 23 LB 10.5 KG Carton weight: 31 LB 14.06 KG Carton volume: 15.5 FT³ 0.43 MT³</p>	Ergonomic features: M, N	1899	654	686	713	744	795	842	889	930	981	1029	1094	1186	
			OVERALL DIMENSIONS W D H			SEAT DIMENSIONS W D H			BACK DIMENSIONS W H						
			IN	24.5	23.5	36	19.5	17	18	18.5	18				
			MM	622	597	914	495	432	457	470	457				
				RTA 00		1 per carton									
 <p>Polypropylene MB - Flip Seat Nesting Armchair COM: 1 YD 0.91 M Unit weight: 23 LB 10.5 KG Carton weight: 31 LB 14.06 KG Carton volume: 15.5 FT³ 0.43 MT³</p>	Ergonomic features: M, N	1900	654	686	713	744	795	842	889	930	981	1029	1094	1186	
			OVERALL DIMENSIONS W D H			SEAT DIMENSIONS W D H			BACK DIMENSIONS W H						
			IN	24.5	23.5	36	19.5	17	18	18.5	18				
			MM	622	597	914	495	432	457	470	457				
				RTA 00		1 per carton									

SAS



model 8647

model 8648LBNS24



model 8648PS24

model 8648PS30

STANDARD FEATURES

- Sas side chairs and stools have a single, molded plywood veneer shell.
- Available with wood or upholstered seat.
- Seat dimensions do not account for upholstered models.
- Seat upholstery options: fabric, vinyl or leather. Vinyl and leather models may feature stitch detail across the seat and/or back cushions, if applicable.
- Counter and bar height stools available with mid or low backs.
- Wood side chairs stack up to 4 high on floor or up to 10 high on dolly. Wood stools stack up to 4 high on floor only.
- Upholstered models do not stack.
- Chairs and stools are standard with Black polyethylene glides.



OPTIONAL FEATURES




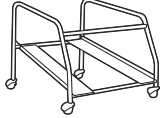
Please add option codes in the following order:

- **Textile**
Specify textile code.
- **Back shape (B)** Straight back. No upcharge.
- **Frame**
For leg frame finish options, please see page 380. For Chrome (**CHM**) finish, add \$77.
- **Shell finish**
(**AAM**) Absolute
(**BKM**) Black
(**ACM**) Cherry
(**EOM**) English Oak
(**ECM**) Espresso Cafe
(**TFM**) Fruitwood
(**HGM**) Gray
(**AHM**) Honey
(**TMM**) Mahogany
(**AVM**) Maple
(**MWM**) Medium Walnut
(**ASM**) Night
(**NBM**) Noce Biondo
(**NGM**) Noce Grigio
(**NEM**) Noce Leggero
(**NMM**) Noce Medio
(**SKM**) Shaker Cherry
(**TWM**) Walnut
(**WTM**) WC Cream
(**WHM**) White. Add \$75.
(**WCM**) Winter Cherry

EXAMPLE SAS ORDER CODE:

8647P	-HD05	-B	-AAM	-TBL
Model #	Textile	Back Shape	Shell	Frame Color

DESCRIPTION	FEATURES	MODEL #	STANDARD TEXTILE GRADES																																			
			1	2	3	4	5	6	7	8	9	10	11	12																								
 <p>Mid Back Side Chair, 18" H COM: N/A Unit weight: 12 LB 5.5 KG Carton weight: 16 LB 7.26 KG Carton volume: 12 FT³ 0.33 MT³</p>	<p>Stacks 4 high on floor. Stacks 10 high on dolly. Upholstered models do not stack.</p>	8647	442																																			
		8647P	542	566	586	610	648	683	718	749	787	823	872	941																								
		OVERALL DIMENSIONS			SEAT DIMENSIONS			BACK DIMENSIONS																														
		<table border="1"> <tr> <th>W</th> <th>D</th> <th>H</th> <th>W</th> <th>D</th> <th>H</th> <th>W</th> <th>H</th> </tr> <tr> <td>IN 18.75</td> <td>21</td> <td>33</td> <td>16</td> <td>15.5</td> <td>18</td> <td>16</td> <td>15</td> </tr> <tr> <td>MM 476</td> <td>533</td> <td>838</td> <td>406</td> <td>394</td> <td>457</td> <td>406</td> <td>381</td> </tr> </table>			W	D	H	W	D	H	W	H	IN 18.75	21	33	16	15.5	18	16	15	MM 476	533	838	406	394	457	406	381										
W	D	H	W	D	H	W	H																															
IN 18.75	21	33	16	15.5	18	16	15																															
MM 476	533	838	406	394	457	406	381																															
		RTA 00	2 per carton																																			
 <p>Mid Back Counter Stool, 24" H COM: N/A Unit weight: 16 LB 7.3 KG Carton weight: 23 LB 10.43 KG Carton volume: 13 FT³ 0.36 MT³</p>	<p>Stacks 4 high on floor only. Upholstered models do not stack.</p>	8648S24	657																																			
		8648PS24	757	781	801	825	863	898	933	964	1002	1038	1087	1156																								
		OVERALL DIMENSIONS			SEAT DIMENSIONS			BACK DIMENSIONS																														
		<table border="1"> <tr> <th>W</th> <th>D</th> <th>H</th> <th>W</th> <th>D</th> <th>H</th> <th>W</th> <th>H</th> </tr> <tr> <td>IN 19.5</td> <td>22</td> <td>39</td> <td>16</td> <td>15.5</td> <td>24</td> <td>16</td> <td>15</td> </tr> <tr> <td>MM 495</td> <td>559</td> <td>991</td> <td>406</td> <td>394</td> <td>610</td> <td>406</td> <td>381</td> </tr> </table>			W	D	H	W	D	H	W	H	IN 19.5	22	39	16	15.5	24	16	15	MM 495	559	991	406	394	610	406	381										
W	D	H	W	D	H	W	H																															
IN 19.5	22	39	16	15.5	24	16	15																															
MM 495	559	991	406	394	610	406	381																															
		RTA 00	1 per carton																																			

DESCRIPTION	FEATURES	MODEL #	STANDARD TEXTILE GRADES														
			1	2	3	4	5	6	7	8	9	10	11	12			
 <p>Mid Back Bar Stool, 30"H COM: N/A Unit weight: 20 LB 9.1 KG Carton weight: 27 LB 12.25 KG Carton volume: 15.75 FT³ 0.44 MT³</p>	Stacks 4 high on floor only. Upholstered models do not stack.	8648S30	657														
		8648PS30	757	781	801	825	863	898	933	964	1002	1038	1087	1156			
		OVERALL DIMENSIONS			SEAT DIMENSIONS			BACK DIMENSIONS									
		IN	19.5	22	45	16	15.5	30	16	15	MM	495	559	1143	406	394	762
				RTA 00	1 per carton												
 <p>Low Back Counter Stool, 24"H COM: N/A Unit weight: 16 LB 7.3 KG Carton weight: 23 LB 10.43 KG Carton volume: 8.25 FT³ 0.23 MT³</p>	Stacks 4 high on floor only. Upholstered models do not stack.	8648LBNS24	657														
		8648LBPS24	757	781	801	825	863	898	933	964	1002	1038	1087	1156			
		OVERALL DIMENSIONS			SEAT DIMENSIONS			BACK DIMENSIONS									
		IN	19.5	22	26.25	16	15.5	24	16	2.25	MM	495	559	667	406	394	610
				RTA 00	1 per carton												
 <p>Low Back Bar Stool, 30"H COM: N/A Unit weight: 22 LB 10 KG Carton weight: 29 LB 13.15 KG Carton volume: 10.75 FT³ 0.3 MT³</p>	Stacks 4 high on floor only. Upholstered models do not stack.	8648LBNS30	657														
		8648LBPS30	757	781	801	825	863	898	933	964	1002	1038	1087	1156			
		OVERALL DIMENSIONS			SEAT DIMENSIONS			BACK DIMENSIONS									
		IN	19.5	22	32.25	16	15.5	30	16	2.25	MM	495	559	819	406	394	762
				RTA 00	1 per carton												
 <p>Dolly COM: N/A Unit weight: 19 LB 8.6 KG Carton weight: 24 LB 10.89 KG Carton volume: 10.75 FT³ 0.3 MT³</p>	Black finish	List price															
		8649	410														
		OVERALL DIMENSIONS			SEAT DIMENSIONS			BACK DIMENSIONS									
		IN	25.75	28.5	22	-	-	-	-	-	MM	654	724	559	-	-	-
				RTA 00	1 per carton												

SIDERO



model 6901 (TBL)



model 6900 (TBL) stacked



model 6900C (TBL)



model 6905 (TTU)



model 6901CTL



model 6915TR

STANDARD FEATURES

- Sidero seating has a sculpted appearance, featuring wide curved arms and a round tubular steel frame.
- Sidero includes side chairs (arms and armless), available with casters or with a sled base, counter stools, bar stools and children's chair.
- Arms are 2.125" wide and full length, offering support to help stabilize users as they sit in or exit chairs.
- The gently curved arms are made from incredibly strong fiberglass reinforced nylon.
- The back of the chair is compound curved to provide comfort and support in multiple seating positions. No visible back attachment hardware.
- Chairs are "wall safe". Rear legs hit the baseboard first leaving clearance between the back of the chair and the wall, saving both the chair and the wall from damage.
- Arm and armless models can be joined together using ganging clamp model 2180.
- Equipped with a polypropylene seat shroud that helps stabilize chairs when stacked and avoid frame imprints on upholstered seats.
- Four-legged models can be stacked. Stools and sled base models do not stack.
- Standard glide is durable Black polypropylene.
- Dual wheel carpet casters (C82) are standard on four-legged chairs with casters.
- Task chairs are standard with five prong, injection molded, fiberglass reinforced nylon Black spider base with dual wheel carpet casters (C1).
- Tablet arms are extremely rugged, suitable for armed forces and student use. Tablet hinges up to allow ease of egress. Tablet slides forward and back to accommodate any body size comfortably. Tablet models do not stack.
- Standard tablet (D8) size is 18"D x 14.5"W and is made of Black polymer. Tablets are attached at the left or right (as seated) Tablet arms are not available on stools.
- Upholstery options: fabric, vinyl or leather. Vinyl and leather models may feature stitch detail across the seat and/or back cushions, if applicable.

- Sidero beam seating consists of upper seat units (6930, 6931) including mounting brackets and all hardware necessary for attachment to beam.
- For all beam components, tables and a complete list of available upper seat units, see Beam Seating series.

OPTIONAL FEATURES

- An optional 18.5"D x 18.5"W high pressure laminate writing tablet is available. The core is hardwood veneer plywood with a radiused edge and finished in clear lacquer. This writing tablet is offered in the following finishes: Black (BLK), Clear Maple (CMB), Designer White (DWT) and Noce Grigio (NGL). Please specify. Add \$68.
- Optional abrasion resistant outer back fabric (polyester) is available. Resistant to impact damage. Available in Black only. Please specify (BKB). Add \$17.
- A selection of glide options is available. Glides must be chosen to best suit flooring type and site conditions. For more information, please refer to the glide section (page 359).
- Glides with felt pads (FG) are available for vinyl sheet, cork or laminate flooring, please specify. Add \$43.
- Glides with rubber pads (RG) are available for vinyl, hardwood, laminate, stone or ceramic flooring, please specify. Add \$43.
- For chairs used on hard surface floors, please specify opaque, off-white, non-marking Glides (NM). No upcharge.
- Steel cushioned self-leveling glides (B) are available on all models (adds 0.5" to seat height), please specify. Add \$17.
- For hard surface flooring casters, please specify (C9R). Four-legged models, add \$17. Task chairs, add \$21.
- Rugged steel frame is available in many finishes, please see page 380. For Chrome (CHM) finish, add \$26.

DESCRIPTION FEATURES MODEL # STANDARD TEXTILE GRADES



Armchair

COM: 1.25 YD | 1.14 M
Unit weight: 23 LB | 10.5 KG
Carton weight: 31.5 LB | 14.29 KG
Carton volume: 15.5 FT³ | 0.43 MT³

Stacks 5 high on floor.
Stacks 8 high on dolly.
Tablet models do not stack.
Ergonomic features: M, N

Available with tablet:
Specify (L) left or (R) right tablet.
(Example: 6900TL or 6900TR).

	1	2	3	4	5	6	7	8	9	10	11	12
6900	455	495	529	568	631	690	749	800	864	924	1005	1120
6900T	725	765	799	838	901	960	1019	1070	1134	1194	1275	1390

	OVERALL DIMENSIONS			SEAT DIMENSIONS			BACK DIMENSIONS	
	W	D	H	W	D	H	W	H
IN	25.5	24	33	19.5	18	17.5	19	15.5
MM	648	610	838	495	457	445	483	394

RTA 00 1 per carton



Armchair w/Casters

COM: 1.25 YD | 1.14 M
Unit weight: 23 LB | 10.5 KG
Carton weight: 31.5 LB | 14.29 KG
Carton volume: 15.5 FT³ | 0.43 MT³







Stacks 3 high on floor.
Tablet models do not stack.
Ergonomic features: M, N







Available with tablet:
Specify (L) left or (R) right tablet.
(Example: 6900CTL or 6900CTR).





	1	2	3	4	5	6	7	8	9	10	11	12
6900C	545	585	619	658	721	780	839	890	954	1014	1095	1210
6900CT	814	854	888	927	990	1049	1108	1159	1223	1283	1364	1479

	OVERALL DIMENSIONS			SEAT DIMENSIONS			BACK DIMENSIONS	
	W	D	H	W	D	H	W	H
IN	25.5	24	33	19.5	18	17.5	19	15.5
MM	648	610	838	495	457	445	483	394

RTA 00 1 per carton

DESCRIPTION	FEATURES	MODEL#	STANDARD TEXTILE GRADES											
			1	2	3	4	5	6	7	8	9	10	11	12
 <p>Side Chair COM: 1.25 YD 1.14 M Unit weight: 20 LB 9.1 KG Carton weight: 28 LB 12.7 KG Carton volume: 13.75 FT³ 0.38 MT³</p>	<p>Stacks 5 high on floor. Stacks 8 high on dolly. Tablet models do not stack. Ergonomic features: M, N</p> <p>Available with tablet: Specify (L) left or (R) right tablet. (Example: 6901TL or 6901TR).</p>	6901	424	464	498	537	600	659	718	769	833	893	974	1089
		6901T	692	732	766	805	868	927	986	1037	1101	1161	1242	1357
		OVERALL DIMENSIONS			SEAT DIMENSIONS			BACK DIMENSIONS						
			W	D	H	W	D	H	W		H			
	IN 21	24	33	19.5	18	17.5	19		15.5					
	MM 533	610	838	495	457	445	483		394					
	RTA 00	1 per carton												
 <p>Side Chair w/Casters COM: 1.25 YD 1.14 M Unit weight: 20 LB 9.1 KG Carton weight: 28 LB 12.7 KG Carton volume: 13.75 FT³ 0.38 MT³</p>	<p>Stacks 3 high on floor. Tablet models do not stack. Ergonomic features: M, N</p> <p>Available with tablet: Specify (L) left or (R) right tablet. (Example: 6901CTL or 6901CTR).</p>	6901C	514	554	588	627	690	749	808	859	923	983	1064	1179
		6901CT	783	823	857	896	959	1018	1077	1128	1192	1252	1333	1448
		OVERALL DIMENSIONS			SEAT DIMENSIONS			BACK DIMENSIONS						
			W	D	H	W	D	H	W		H			
	IN 21	24	33	19.5	18	17.5	19		15.5					
	MM 533	610	838	495	457	445	483		394					
	RTA 00	1 per carton												
 <p>Armchair - Sled Base COM: 1.25 YD 1.14 M Unit weight: 26 LB 11.8 KG Carton weight: 34.5 LB 15.65 KG Carton volume: 15.5 FT³ 0.43 MT³</p>	<p>Does not stack. Ergonomic features: M, N</p>	6902	555	595	629	668	731	790	849	900	964	1024	1105	1220
		OVERALL DIMENSIONS			SEAT DIMENSIONS			BACK DIMENSIONS						
			W	D	H	W	D	H	W		H			
			IN 25.5	24	33	19.5	18	17.5	19		15.5			
	MM 648	610	838	495	457	445	483		394					
	RTA 00	1 per carton												
 <p>Side Chair - Sled Base COM: 1.25 YD 1.14 M Unit weight: 24 LB 10.9 KG Carton weight: 32 LB 14.51 KG Carton volume: 13.75 FT³ 0.38 MT³</p>	<p>Does not stack. Ergonomic features: M, N</p>	6903	528	568	602	641	704	763	822	873	937	997	1078	1193
		OVERALL DIMENSIONS			SEAT DIMENSIONS			BACK DIMENSIONS						
			W	D	H	W	D	H	W		H			
			IN 21	24	33	19.5	18	17.5	19		15.5			
	MM 533	610	838	495	457	445	483		394					
	RTA 00	1 per carton												
 <p>Dolly COM: N/A Unit weight: 13 LB 5.9 KG Carton weight: 16 LB 7.26 KG Carton volume: 3.8 FT³ 0.1 MT³</p>	<p>List price</p> <p>2125WS 310</p>													
		OVERALL DIMENSIONS			SEAT DIMENSIONS			BACK DIMENSIONS						
			W	D	H	W	D	H	W		H			
			IN 23.25	24.75	12.25	-	-	-	-		-			
	MM 591	629	311	-	-	-	-		-					
	RTA 00		1 per carton											

DESCRIPTION	FEATURES	MODEL#	STANDARD TEXTILE GRADES												
			1	2	3	4	5	6	7	8	9	10	11	12	
 <p>Counter Stool w/Arms COM: 1.25 YD 1.14 M Unit weight: 24 LB 10.9 KG Carton weight: 34.5 LB 15.65 KG Carton volume: 24 FT³ 0.67 MT³</p>	<p>Does not stack.</p> <p>Ergonomic features: M, N</p>	<p>6904</p>	620	660	694	733	796	855	914	965	1029	1089	1170	1285	
			OVERALL DIMENSIONS			SEAT DIMENSIONS			BACK DIMENSIONS						
			W	D	H	W	D	H	W	H					
			IN 25.5 MM 648	24 610	40.5 1029	19.5 495	18 457	24.5 622	19 483	15.5 394					
			RTA 00	1 per carton											
 <p>Armless Counter Stool COM: 1.25 YD 1.14 M Unit weight: 22 LB 10 KG Carton weight: 31 LB 14.06 KG Carton volume: 17.75 FT³ 0.5 MT³</p>	<p>Does not stack.</p> <p>Ergonomic features: M, N</p>	<p>6905</p>	590	630	664	703	766	825	884	935	999	1059	1140	1255	
			OVERALL DIMENSIONS			SEAT DIMENSIONS			BACK DIMENSIONS						
			W	D	H	W	D	H	W	H					
			IN 21 MM 533	24 610	40.5 1029	19.5 495	18 457	24.5 622	19 483	15.5 394					
			RTA 00	1 per carton											
 <p>Bar Stool w/Arms COM: 1.25 YD 1.14 M Unit weight: 26 LB 11.8 KG Carton weight: 36.5 LB 16.56 KG Carton volume: 24 FT³ 0.67 MT³</p>	<p>Does not stack.</p> <p>Ergonomic features: M, N</p>	<p>6906</p>	653	693	727	766	829	888	947	998	1062	1122	1203	1318	
			OVERALL DIMENSIONS			SEAT DIMENSIONS			BACK DIMENSIONS						
			W	D	H	W	D	H	W	H					
			IN 25.5 MM 648	24 610	44.5 1130	19.5 495	18 457	28.5 724	19 483	15.5 394					
			RTA 00	1 per carton											
 <p>Armless Bar Stool COM: 1.25 YD 1.14 M Unit weight: 24 LB 10.9 KG Carton weight: 32 LB 14.51 KG Carton volume: 17.5 FT³ 0.49 MT³</p>	<p>Does not stack.</p> <p>Ergonomic features: M, N</p>	<p>6907</p>	621	661	695	734	797	856	915	966	1030	1090	1171	1286	
			OVERALL DIMENSIONS			SEAT DIMENSIONS			BACK DIMENSIONS						
			W	D	H	W	D	H	W	H					
			IN 21 MM 533	24 610	44.5 1130	19.5 495	18 457	28.5 724	19 483	15.5 394					
			RTA 00	1 per carton											
 <p>Armless Chair - 13" High Seat COM: 1 YD 0.91 M Unit weight: 11 LB 5 KG Carton weight: 15 LB 6.8 KG Carton volume: 4.1 FT³ 0.11 MT³</p>	<p>Stack up to 4 high on floor. For preschool to grade 3.</p> <p>Ergonomic features: M, N</p>	<p>6909</p>	401	433	460	491	542	589	636	677	728	776	841	933	
			OVERALL DIMENSIONS			SEAT DIMENSIONS			BACK DIMENSIONS						
			W	D	H	W	D	H	W	H					
			IN 15.5 MM 394	15.5 394	24 610	14 356	10 254	13 330	13.5 343	11 279					
			RTA 00		1 per carton										

DESCRIPTION	FEATURES	MODEL#	STANDARD TEXTILE GRADES														
			1	2	3	4	5	6	7	8	9	10	11	12			
 <p>Seat Unit w/Arms COM: 1.25 YD 1.14 M Unit weight: 20 LB 9.1 KG Carton weight: 25 LB 11.34 KG Carton volume: 9.75 FT³ 0.27 MT³</p>	Upholstered seat & back. Use with beam.	6930	557	597	631	670	733	792	851	902	966	1026	1107	1222			
			OVERALL DIMENSIONS			SEAT DIMENSIONS			BACK DIMENSIONS								
			W	D	H	W	D	H	W	H							
			IN 25.5	23.5	19	19.5	18	-	19	15.5							
			MM 648	597	483	495	457	-	483	394							
			RTA 00		1 per carton												
			 <p>Armless Seat Unit COM: 1.25 YD 1.14 M Unit weight: 18 LB 8.2 KG Carton weight: 23 LB 10.43 KG Carton volume: 7.25 FT³ 0.2 MT³</p>	Upholstered seat & back. Use with beam.	6931	528	568	602	641	704	763	822	873	937	997	1078	1193
						OVERALL DIMENSIONS			SEAT DIMENSIONS			BACK DIMENSIONS					
						W	D	H	W	D	H	W	H				
IN 21	23.5	19				19.5	18	-	19	15.5							
MM 533	597	483				495	457	-	483	394							
RTA 00		1 per carton															

SONIC



model 6500S3 beam w/models 6502 seat units and 6507 table top.



model 6514MB (TBL)



model 6515WS (TTU)





model 6577TRP (CHM)









STANDARD FEATURES

- Sonic series includes: beam seating, four-legged models, sled base models, tablet models, stools, caster models and task seating.
- Four-legged/freestanding models are standard with straight legs or with a "WS" wall saver frame and durable Black glides.
- "WS" models have a wall saver frame design; rear legs hit the baseboard first leaving clearance between the back of the chair and the wall, saving both the chair and the wall from damage.
- Four-legged/freestanding chairs are standard with Chrome legs.
- Four-legged/freestanding models are stackable up to 5 high on floor and 10 high on dolly 6517WS.
- Units available with or without arms. Arms match selected seat/back finish.
- Tablet arms are extremely rugged, suitable for armed forces and student use. Tablet hinges up to allow ease of egress. Tablet slides forward and back to accommodate any body size comfortably. Tablet models do not stack.
- Standard tablet (D8) size is 18"D x 14.5"W and is made of Black polymer. An optional 18.5"D x 18.5"W high pressure laminate writing tablet is available. The core is hardwood veneer plywood with a radiused edge and finished in clear lacquer. Tablets are attached at the left (TL) or right (TR) (as seated). Please specify.
- Task chairs standard with five prong, injection molded, fiberglass reinforced nylon Black spider base
- Upholstery options: fabric, vinyl or leather. Vinyl and leather models may feature stitch detail across the seat and/or back cushions, if applicable.
- Mesh back (MB) models are available in Black mesh only.
- Sonic beam seating consists of upper seat units (models 6501, 6502, 6503, 6504, 6505 and 6506) including mounting brackets and all hardware necessary for attachment to beam.
- For all beam components, tables and a complete list of available upper seat units, see Beam Seating series.
- Pedestal base models provide fixed location seating for use in auditoriums, classrooms, jury boxes, public venues and more. The base must be mounted to the floor (mounting hardware not included). See Pedestal Base Installation Guide on website for details.

OPTIONAL FEATURES

- **Seat, back + arms finish**
Polypropylene seats, backs and nylon arms are available in 14 designer colors. Arms match selected seat/back finish or can be specified with Black (BLK) arms. No upcharge.
(BZB) Buzz Blue (EGP) Eggplant (BLK) Night
(CCT) Cactus (FOG) Fog (SND) Sand
(CRO) Carrot (FRO) Frost (SAR) Scarlet
(IVC) Cloud (INK) Ink (SHW) Shadow
(DJN) Dijon (LAB) Latte
- **Frame finish**
For leg frame finish options, please see page 380.
- **Glide type**
Glides must be chosen to best suit flooring type and site conditions. For more information, please refer to the glide section (page 359).
four-legged chair + stool models
(BG) Black nylon glides for some hard floor/ carpeted surfaces. Standard.
(NM) White nylon non-marking glides for some hard floor/carpeted surfaces. No upcharge.
(FG) Glides w/felt pads are available for vinyl sheet, cork or laminate flooring, please specify (0.375" higher than standard). Add \$43.
(RG) Glides with rubber pads are available for vinyl, hardwood, laminate, stone or ceramic flooring, please specify (0.563" higher than standard). Add \$43.
(B) Glides with stainless steel pads are available for carpet or rubber flooring, please specify (0.313" higher than standard). Add \$17.
- **sled base chair models**
(ST) Black nylon glides.
(NM) White non-marking glides.
- **Caster type**
four-legged chair models
(C1) 2" caster for carpeted surfaces
(C9R) 2.5" caster for most hard floor surfaces. Add \$17.
task base models
(C65) 2" caster for carpeted surfaces
(C65R) 2" caster for most hard floor surfaces. Add \$21.
- **Tablets**
Standard tablet
(D8) Black polymer. 18"D x 14.5"W
High pressure laminate tablet
18.5"D x 18.5"W. Add \$68. Please specify finish:
(BLK) Black (DWT) Designer White
(CMB) Clear Maple (NGL) Noce Grigio
- **Pedestal base**
Black bases with 2" height adjustable cylinders. Please specify:
(SH) Swivel, auto return to max height. No upcharge.
(SN) Non-swivel, auto return to max height. Add \$16.
(SC) Swivel, auto return to center and return to max height. Add \$26.

DESCRIPTION	FEATURES	MODEL #	STANDARD TEXTILE GRADES																								
 <p>6501</p>	 <p>6501MB (mesh back)</p>	6501	List price 312																								
		6501MB	370																								
<p>Armless Seat Unit COM: N/A Unit weight: 10 LB 4.5 KG Carton weight: 12 LB 5.44 KG Carton volume: 6.5 FT³ 0.18 MT³</p>	<p>Polypropylene seat.</p> <p>Use with beam.</p>	<p>OVERALL DIMENSIONS</p> <table border="1"> <thead> <tr> <th></th> <th>W</th> <th>D</th> <th>H</th> <th>W</th> <th>D</th> <th>H</th> <th>WH</th> </tr> </thead> <tbody> <tr> <td>IN</td> <td>20</td> <td>21.5</td> <td>17</td> <td>17</td> <td>16</td> <td>-</td> <td>17</td> </tr> <tr> <td>MM</td> <td>508</td> <td>546</td> <td>432</td> <td>432</td> <td>406</td> <td>-</td> <td>432</td> </tr> </tbody> </table>		W	D	H	W	D	H	WH	IN	20	21.5	17	17	16	-	17	MM	508	546	432	432	406	-	432	<p>SEAT DIMENSIONS</p> <p>BACK DIMENSIONS</p>
	W	D	H	W	D	H	WH																				
IN	20	21.5	17	17	16	-	17																				
MM	508	546	432	432	406	-	432																				
		<p>RTA 00</p>	<p>courier</p>																								
<p>2 per carton (pricing and specifications are for one seat unit)</p>																											

DESCRIPTION	FEATURES	MODEL#	STANDARD TEXTILE GRADES											
			1	2	3	4	5	6	7	8	9	10	11	12
 6502	 6502MB (mesh back)	Upholstered seat. Use with beam.	353	377	397	421	459	494	529	560	598	634	683	752
			409	433	453	477	515	550	585	616	654	690	739	808
Armless Seat Unit COM: 0.75 YD 0.69 M Unit weight: 10 LB 4.5 KG Carton weight: 12 LB 5.44 KG Carton volume: 6.5 FT³ 0.18 MT³			OVERALL DIMENSIONS W D H			SEAT DIMENSIONS W D H			BACK DIMENSIONS H WH					
IN 20 22 17 17 16 - 17 15 MM 508 559 432 432 406 - 432 381			RTA 00			courier			2 per carton (pricing and specifications are for one seat unit)					
 6503		Upholstered seat & back. Use with beam.	389	413	433	457	495	530	565	596	634	670	719	788
			409	433	453	477	515	550	585	616	654	690	739	808
Armless Seat Unit COM: 0.75 YD 0.69 M Unit weight: 11 LB 5 KG Carton weight: 13 LB 5.9 KG Carton volume: 6.5 FT³ 0.18 MT³			OVERALL DIMENSIONS W D H			SEAT DIMENSIONS W D H			BACK DIMENSIONS W H					
IN 20 22 17 17 15.5 - 17 15 MM 508 559 432 432 394 - 432 381			RTA 00			courier			2 per carton (pricing and specifications are for one seat unit)					
List price														
 6504	 6504MB (mesh back)	Polypropylene seat. Use with beam.	373											
			428											
Seat Unit w/Arms COM: N/A Unit weight: 11 LB 5 KG Carton weight: 13 LB 5.9 KG Carton volume: 6.5 FT³ 0.18 MT³			OVERALL DIMENSIONS W D H			SEAT DIMENSIONS H W D			BACK DIMENSIONS H WH					
IN 23 21.5 17 17 16 - 17 15 MM 584 546 432 432 406 - 432 381			RTA 00			courier			2 per carton (pricing and specifications are for one seat unit)					
 6505	 6505MB (mesh back)	Upholstered seat. Use with beam.	417	441	461	485	523	558	593	624	662	698	747	816
			473	497	517	541	579	614	649	680	718	754	803	872
Seat Unit w/Arms COM: 0.75 YD 0.69 M Unit weight: 11 LB 5 KG Carton weight: 13 LB 5.9 KG Carton volume: 6.5 FT³ 0.18 MT³			OVERALL DIMENSIONS W D H			SEAT DIMENSIONS H W D			BACK DIMENSIONS H WH					
IN 23 22 17 17 16 - 17 15 MM 584 559 432 432 406 - 432 381			RTA 00			courier			2 per carton (pricing and specifications are for one seat unit)					
 6506		Upholstered seat & back. Use with beam.	451	475	495	518	557	592	627	658	696	733	781	850
			409	433	453	477	515	550	585	616	654	690	739	808
Seat Unit w/Arms COM: 0.75 YD 0.69 M Unit weight: 12 LB 5.5 KG Carton weight: 14 LB 6.35 KG Carton volume: 6.5 FT³ 0.18 MT³			OVERALL DIMENSIONS W D H			SEAT DIMENSIONS W D H			BACK DIMENSIONS W H					
IN 23 22 17 17 15.5 - 17 15 MM 584 559 432 432 394 - 432 381			RTA 00			courier			2 per carton (pricing and specifications are for one seat unit)					

DESCRIPTION FEATURES MODEL# STANDARD TEXTILE GRADES



Bookrack

COM: N/A
 Unit weight: 3 LB | 1.4 KG
 Carton weight: 5 LB | 2.27 KG
 Carton volume: 3.6 FT³ | 0.1 MT³

List price

6500BR 204

OVERALL DIMENSIONS			SEAT DIMENSIONS			BACK DIMENSIONS	
W	D	H	W	D	H	W	H

IN	16.5	14.75	12.5	-	-	-	-
MM	419	375	318	-	-	-	-

RTA 00 courier 1 per carton



6508



6508MB (mesh back)

Armless Chair

COM: N/A
 Unit weight: 7.5 LB | 3.4 KG
 Carton weight: 11.5 LB | 5.22 KG
 Carton volume: 13.75 FT³ | 0.38 MT³

Polypropylene seat.
 Stacks 5 high on floor.
 Stacks 10 high on dolly.

List price

6508 228
 6508WS 260
 6508MB 290
 6508WSMB 321

OVERALL DIMENSIONS			SEAT DIMENSIONS			BACK DIMENSIONS	
W	D	H	W	D	H	W	H

IN	21.5	22	33	17	16	18	17
MM	546	559	838	432	406	457	432
							381

RTA 00 2 per carton (pricing and specifications are for one chair)



6508TR



6508TRMB (mesh back)

Armless Chair w/Tablet

COM: N/A
 Unit weight: 20 LB | 9.1 KG
 Carton weight: 26 LB | 11.79 KG
 Carton volume: 14.25 FT³ | 0.4 MT³

Polypropylene seat.
 Does not stack.
Specify (L) left or (R) right tablet.
(Example: 6508TL or 6508TR).

List price

6508T 508
 6508TWS 539
 6508TMB 568
 6508TWSMB 602

OVERALL DIMENSIONS			SEAT DIMENSIONS			BACK DIMENSIONS	
W	D	H	W	D	H	W	H

IN	24.75	26.5	32	17	16	18	17
MM	629	673	813	432	406	457	432
							381

RTA 00 1 per carton



6509



6509MB (mesh back)

Armless Chair

COM: 0.75 YD | 0.69 M
 Unit weight: 10 LB | 4.5 KG
 Carton weight: 14 LB | 6.35 KG
 Carton volume: 13.75 FT³ | 0.38 MT³

Upholstered seat.
 Stacks 5 high on floor.
 Stacks 10 high on dolly.

	1	2	3	4	5	6	7	8	9	10	11	12
6509	291	315	335	359	397	432	467	498	536	572	621	690
6509MB	352	376	396	420	458	493	528	559	597	633	682	751
6509WS	318	342	362	386	424	459	494	525	563	599	648	717
6509WSMB	380	404	424	448	486	521	556	587	625	661	710	779

OVERALL DIMENSIONS			SEAT DIMENSIONS			BACK DIMENSIONS	
W	D	H	W	D	H	W	H

IN	21.5	22	33	17	16	18.5	17
MM	546	559	838	432	406	470	432
							368

RTA 00 2 per carton (pricing and specifications are for one chair)



6509TR



6509TRMB (mesh back)

Armless Chair w/Tablet

COM: 0.75 YD | 0.69 M
 Unit weight: 22 LB | 10 KG
 Carton weight: 28 LB | 12.7 KG
 Carton volume: 14.25 FT³ | 0.4 MT³









Upholstered seat.
 Does not stack.
Specify (L) left or (R) right tablet.
(Example: 6509TL or 6509TR).

	1	2	3	4	5	6	7	8	9	10	11	12
6509T	572	596	616	640	678	713	748	779	817	853	902	971
6509TWS	598	622	642	666	704	739	774	805	843	879	928	997
6509TMB	633	657	677	701	739	774	809	840	878	914	963	1032
6509TWSMB	660	684	704	728	766	801	836	867	905	941	990	1059

OVERALL DIMENSIONS			SEAT DIMENSIONS			BACK DIMENSIONS	
W	D	H	W	D	H	W	H

IN	24.75	26.5	32	17	16	18.5	17
MM	629	673	813	432	406	470	432
							381

RTA 00 1 per carton

DESCRIPTION	FEATURES	MODEL#	STANDARD TEXTILE GRADES												
			1	2	3	4	5	6	7	8	9	10	11	12	
 <p>6511</p> <p>Armless Chair COM: 0.75 YD 0.69 M Unit weight: 11 LB 5 KG Carton weight: 15 LB 6.8 KG Carton volume: 13.75 FT³ 0.38 MT³</p>	Upholstered seat & back. Stacks 5 high on floor. Stacks 10 high on dolly.	6511	332	356	376	400	438	473	508	539	577	613	662	731	
			6511WS Wall saver	360	384	404	428	466	501	536	567	605	641	690	759
			OVERALL DIMENSIONS W D H	SEAT DIMENSIONS W D H	BACK DIMENSIONS W H										
			IN 21.5 22 33.5 MM 546 559 851	17 15.5 18.5 432 394 470	17 15 432 381										
		RTA 00	2 per carton (pricing and specifications are for one chair)												
 <p>6511TR</p> <p>Armless Chair w/Tablet COM: 0.75 YD 0.69 M Unit weight: 23 LB 10.5 KG Carton weight: 29 LB 13.15 KG Carton volume: 14.25 FT³ 0.4 MT³</p>	Upholstered seat & back. Does not stack.	6511T	613	637	657	681	719	754	789	820	858	894	943	1012	
			6511TWS Wall saver	640	664	684	708	746	781	816	847	885	921	970	1039
			OVERALL DIMENSIONS W D H	SEAT DIMENSIONS W D H	BACK DIMENSIONS W H										
			IN 24.75 26.5 32.5 MM 629 673 826	17 16 18.5 432 406 470	17 15 432 381										
		RTA 00	1 per carton												
 <p>6513</p> <p>Armchair COM: N/A Unit weight: 9.5 LB 4.3 KG Carton weight: 13.5 LB 6.12 KG Carton volume: 13.75 FT³ 0.38 MT³</p>	Polypropylene seat. Stacks 5 high on floor. Stacks 10 high on dolly.	6513	List price												
			6513	297											
			6513WS	325											
			6513MB	358											
 <p>6513MB (mesh back)</p>															
		RTA 00	2 per carton (pricing and specifications are for one chair)												
 <p>6513TR</p> <p>Armchair w/Tablet COM: N/A Unit weight: 21 LB 9.5 KG Carton weight: 27 LB 12.25 KG Carton volume: 14.25 FT³ 0.4 MT³</p>	Polypropylene seat. Does not stack.	6513T	List price												
			6513T	575											
			6513TWS	605											
			6513TMB	639											
 <p>6513TRMB (mesh back)</p>															
		RTA 00	1 per carton												
 <p>6514</p> <p>Armchair COM: 0.75 YD 0.69 M Unit weight: 12 LB 5.5 KG Carton weight: 16 LB 7.26 KG Carton volume: 13.75 FT³ 0.38 MT³</p>	Upholstered seat. Stacks 5 high on floor. Stacks 10 high on dolly.	6514	358	382	402	426	464	499	534	565	603	639	688	757	
			6514WS	387	411	431	455	493	528	563	594	632	668	717	786
			6514MB	418	442	462	486	524	559	594	625	663	699	748	817
			6514WSMB	447	471	491	515	553	588	623	654	692	728	777	846
 <p>6514MB (mesh back)</p>															
		RTA 00	2 per carton (pricing and specifications are for one chair)												

DESCRIPTION FEATURES MODEL# STANDARD TEXTILE GRADES



6514TR



6514TRMB (mesh back)

Armchair w/Tablet

COM: 0.75 YD | 0.69 M

Unit weight: 23 LB | 10.5 KG

Carton weight: 29 LB | 13.15 KG

Carton volume: 14.25 FT³ | 0.4 MT³

Upholstered seat.
Does not stack.

Specify (L) left or (R) right tablet.
(Example: 6514TL or 6514TR).

	1	2	3	4	5	6	7	8	9	10	11	12
6514T	639	663	683	707	745	780	815	846	884	920	969	1038
6514TWS	667	691	711	735	773	808	843	874	912	948	997	1066
6514TMB	699	723	743	767	805	840	875	906	944	980	1029	1098
6514TWSMB	727	751	771	795	833	868	903	934	972	1008	1057	1126

OVERALL DIMENSIONS SEAT DIMENSIONS BACK DIMENSIONS

	W	D	H	W	D	H	W	H
IN	25	26.5	32	17	16	18.5	17	15
MM	635	673	813	432	406	470	432	381

RTA 00 1 per carton



6515

Armchair

COM: 0.75 YD | 0.69 M

Unit weight: 13 LB | 5.9 KG

Carton weight: 17 LB | 7.71 KG

Carton volume: 13.75 FT³ | 0.38 MT³

Upholstered seat & back.

Stacks 5 high on floor.
Stacks 10 high on dolly.

	1	2	3	4	5	6	7	8	9	10	11	12
6515	395	419	439	462	501	536	571	602	640	677	725	794

6515WS Wall saver	426	466	500	538	603	661	720	771	835	896	976	1091
-----------------------------	-----	-----	-----	-----	-----	-----	-----	-----	-----	-----	-----	------

OVERALL DIMENSIONS SEAT DIMENSIONS BACK DIMENSIONS

	W	D	H	W	D	H	W	H
IN	23	22	33.5	17	15.5	18.5	17	15
MM	584	559	851	432	394	470	432	381

RTA 00 2 per carton (pricing and specifications are for one chair)



6515TR

Armchair w/Tablet

COM: 0.75 YD | 0.69 M

Unit weight: 24 LB | 10.9 KG

Carton weight: 30 LB | 13.61 KG

Carton volume: 14.25 FT³ | 0.4 MT³

Upholstered seat & back.
Does not stack.

Specify (L) left or (R) right tablet.
(Example: 6515TL or 6515TR).

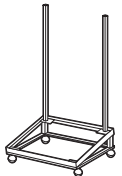
	1	2	3	4	5	6	7	8	9	10	11	12
6515T	677	701	722	745	782	818	853	884	922	958	1007	1076

6515TWS Wall saver	708	732	753	776	813	849	884	915	953	989	1038	1107
------------------------------	-----	-----	-----	-----	-----	-----	-----	-----	-----	-----	------	------

OVERALL DIMENSIONS SEAT DIMENSIONS BACK DIMENSIONS

	W	D	H	W	D	H	W	H
IN	25	26.5	32.5	17	16	18.5	17	15
MM	635	673	826	432	406	470	432	381

RTA 00 1 per carton



Dolly - Wall Saver

COM: N/A

Unit weight: 17 LB | 7.7 KG

Carton weight: 20 LB | 9.07 KG

Carton volume: 4 FT³ | 0.11 MT³

Accommodates 10 chairs.

List price

6517WS Wall saver	388
-----------------------------	-----

OVERALL DIMENSIONS SEAT DIMENSIONS BACK DIMENSIONS

	W	D	H	W	D	H	W	H
IN	23.25	24.75	12.25	-	-	-	-	-
MM	591	629	311	-	-	-	-	-

RTA 1 2 cartons



6518



6518MB (mesh back)

Armless Chair w/Sled Base

COM: N/A

Unit weight: 9 LB | 4.1 KG

Carton weight: 11.5 LB | 5.22 KG

Carton volume: 13.75 FT³ | 0.38 MT³

Polypropylene seat.

Stacks 5 high on floor.
Stacks 10 high on dolly.









List price

6518	290
6518WS	318
6518MB	351
6518WSMB	380

OVERALL DIMENSIONS SEAT DIMENSIONS BACK DIMENSIONS

	W	D	H	W	D	H	W	H
IN	21.5	22	33	17	16	18	17	15
MM	546	559	838	432	406	457	432	381

RTA 00 2 per carton (pricing and specifications are for one chair)

DESCRIPTION		FEATURES	MODEL#	STANDARD TEXTILE GRADES																																																																												
 6518TR		 6518TRMB (mesh back)		List price																																																																												
Armless Chair w/Tablet and Sled Base COM: N/A Unit weight: 22 LB 10 KG Carton weight: 28 LB 12.7 KG Carton volume: 14.25 FT ³ 0.4 MT ³		Polypropylene seat. Does not stack.		OVERALL DIMENSIONS W D H			SEAT DIMENSIONS W D H			BACK DIMENSIONS W H																																																																						
		Specify (L) left or (R) right tablet. (Example: 6518TL or 6518TR).		IN 24.75 MM 629	26.5 673	32 813	17 432	16 406	18 457	17 432	15 381																																																																					
				RTA 00 1 per carton																																																																												
				<table border="1"> <thead> <tr> <th></th> <th>1</th> <th>2</th> <th>3</th> <th>4</th> <th>5</th> <th>6</th> <th>7</th> <th>8</th> <th>9</th> <th>10</th> <th>11</th> <th>12</th> </tr> </thead> <tbody> <tr> <td>6518T</td> <td>351</td> <td>375</td> <td>395</td> <td>419</td> <td>457</td> <td>492</td> <td>527</td> <td>558</td> <td>596</td> <td>632</td> <td>681</td> <td>750</td> </tr> <tr> <td>6518TWS</td> <td>380</td> <td>404</td> <td>424</td> <td>448</td> <td>486</td> <td>521</td> <td>556</td> <td>587</td> <td>625</td> <td>661</td> <td>710</td> <td>779</td> </tr> <tr> <td>6518TMB</td> <td>411</td> <td>435</td> <td>455</td> <td>479</td> <td>517</td> <td>552</td> <td>587</td> <td>618</td> <td>656</td> <td>692</td> <td>741</td> <td>810</td> </tr> <tr> <td>6518TWSMB</td> <td>440</td> <td>464</td> <td>484</td> <td>508</td> <td>546</td> <td>581</td> <td>616</td> <td>647</td> <td>685</td> <td>721</td> <td>770</td> <td>839</td> </tr> </tbody> </table>													1	2	3	4	5	6	7	8	9	10	11	12	6518T	351	375	395	419	457	492	527	558	596	632	681	750	6518TWS	380	404	424	448	486	521	556	587	625	661	710	779	6518TMB	411	435	455	479	517	552	587	618	656	692	741	810	6518TWSMB	440	464	484	508	546	581	616	647	685	721	770	839
	1	2	3	4	5	6	7	8	9	10	11	12																																																																				
6518T	351	375	395	419	457	492	527	558	596	632	681	750																																																																				
6518TWS	380	404	424	448	486	521	556	587	625	661	710	779																																																																				
6518TMB	411	435	455	479	517	552	587	618	656	692	741	810																																																																				
6518TWSMB	440	464	484	508	546	581	616	647	685	721	770	839																																																																				
 6519		 6519MB (mesh back)		List price																																																																												
Armless Chair w/Sled Base COM: 0.75 YD 0.69 M Unit weight: 11.5 LB 5.2 KG Carton weight: 15.5 LB 7.03 KG Carton volume: 13.75 FT ³ 0.38 MT ³		Upholstered seat. Stacks 5 high on floor. Stacks 10 high on dolly.		OVERALL DIMENSIONS W D H			SEAT DIMENSIONS W D H			BACK DIMENSIONS W H																																																																						
				IN 21.5 MM 546	22 559	33 838	17 432	16 406	18.5 470	17 432	14.5 368																																																																					
				RTA 00 2 per carton (pricing and specifications are for one chair)																																																																												
				<table border="1"> <thead> <tr> <th></th> <th>1</th> <th>2</th> <th>3</th> <th>4</th> <th>5</th> <th>6</th> <th>7</th> <th>8</th> <th>9</th> <th>10</th> <th>11</th> <th>12</th> </tr> </thead> <tbody> <tr> <td>6519</td> <td>351</td> <td>375</td> <td>395</td> <td>419</td> <td>457</td> <td>492</td> <td>527</td> <td>558</td> <td>596</td> <td>632</td> <td>681</td> <td>750</td> </tr> <tr> <td>6519WS</td> <td>380</td> <td>404</td> <td>424</td> <td>448</td> <td>486</td> <td>521</td> <td>556</td> <td>587</td> <td>625</td> <td>661</td> <td>710</td> <td>779</td> </tr> <tr> <td>6519MB</td> <td>411</td> <td>435</td> <td>455</td> <td>479</td> <td>517</td> <td>552</td> <td>587</td> <td>618</td> <td>656</td> <td>692</td> <td>741</td> <td>810</td> </tr> <tr> <td>6519WSMB</td> <td>440</td> <td>464</td> <td>484</td> <td>508</td> <td>546</td> <td>581</td> <td>616</td> <td>647</td> <td>685</td> <td>721</td> <td>770</td> <td>839</td> </tr> </tbody> </table>													1	2	3	4	5	6	7	8	9	10	11	12	6519	351	375	395	419	457	492	527	558	596	632	681	750	6519WS	380	404	424	448	486	521	556	587	625	661	710	779	6519MB	411	435	455	479	517	552	587	618	656	692	741	810	6519WSMB	440	464	484	508	546	581	616	647	685	721	770	839
	1	2	3	4	5	6	7	8	9	10	11	12																																																																				
6519	351	375	395	419	457	492	527	558	596	632	681	750																																																																				
6519WS	380	404	424	448	486	521	556	587	625	661	710	779																																																																				
6519MB	411	435	455	479	517	552	587	618	656	692	741	810																																																																				
6519WSMB	440	464	484	508	546	581	616	647	685	721	770	839																																																																				
 6519TR		 6519TRMB (mesh back)		List price																																																																												
Armless Chair w/Tablet and Sled Base COM: 0.75 YD 0.69 M Unit weight: 23 LB 10.5 KG Carton weight: 29 LB 13.15 KG Carton volume: 14.25 FT ³ 0.4 MT ³		Upholstered seat. Does not stack.		OVERALL DIMENSIONS W D H			SEAT DIMENSIONS W D H			BACK DIMENSIONS W H																																																																						
		Specify (L) left or (R) right tablet. (Example: 6519TL or 6519TR).		IN 24.5 MM 622	26.5 673	32 813	17 432	16 406	18.5 470	17 432	15 381																																																																					
				RTA 00 1 per carton																																																																												
				<table border="1"> <thead> <tr> <th></th> <th>1</th> <th>2</th> <th>3</th> <th>4</th> <th>5</th> <th>6</th> <th>7</th> <th>8</th> <th>9</th> <th>10</th> <th>11</th> <th>12</th> </tr> </thead> <tbody> <tr> <td>6519T</td> <td>632</td> <td>656</td> <td>676</td> <td>700</td> <td>738</td> <td>773</td> <td>808</td> <td>839</td> <td>877</td> <td>913</td> <td>962</td> <td>1031</td> </tr> <tr> <td>6519TWS</td> <td>660</td> <td>684</td> <td>704</td> <td>728</td> <td>766</td> <td>801</td> <td>836</td> <td>867</td> <td>905</td> <td>941</td> <td>990</td> <td>1059</td> </tr> <tr> <td>6519TMB</td> <td>692</td> <td>716</td> <td>736</td> <td>760</td> <td>798</td> <td>833</td> <td>868</td> <td>899</td> <td>937</td> <td>973</td> <td>1022</td> <td>1091</td> </tr> <tr> <td>6519TWSMB</td> <td>720</td> <td>744</td> <td>764</td> <td>788</td> <td>826</td> <td>861</td> <td>896</td> <td>927</td> <td>965</td> <td>1001</td> <td>1050</td> <td>1119</td> </tr> </tbody> </table>													1	2	3	4	5	6	7	8	9	10	11	12	6519T	632	656	676	700	738	773	808	839	877	913	962	1031	6519TWS	660	684	704	728	766	801	836	867	905	941	990	1059	6519TMB	692	716	736	760	798	833	868	899	937	973	1022	1091	6519TWSMB	720	744	764	788	826	861	896	927	965	1001	1050	1119
	1	2	3	4	5	6	7	8	9	10	11	12																																																																				
6519T	632	656	676	700	738	773	808	839	877	913	962	1031																																																																				
6519TWS	660	684	704	728	766	801	836	867	905	941	990	1059																																																																				
6519TMB	692	716	736	760	798	833	868	899	937	973	1022	1091																																																																				
6519TWSMB	720	744	764	788	826	861	896	927	965	1001	1050	1119																																																																				
 6521				List price																																																																												
Armless Chair w/Sled Base COM: 0.75 YD 0.69 M Unit weight: 12.5 LB 5.7 KG Carton weight: 16.5 LB 7.48 KG Carton volume: 13.75 FT ³ 0.38 MT ³		Upholstered seat & back. Stacks 5 high on floor. Stacks 10 high on dolly.		OVERALL DIMENSIONS W D H			SEAT DIMENSIONS W D H			BACK DIMENSIONS W H																																																																						
				IN 21.5 MM 546	22 559	33.5 851	17 432	16 406	18.5 470	17 432	15 381																																																																					
				RTA 00 2 per carton (pricing and specifications are for one chair)																																																																												
				<table border="1"> <thead> <tr> <th></th> <th>1</th> <th>2</th> <th>3</th> <th>4</th> <th>5</th> <th>6</th> <th>7</th> <th>8</th> <th>9</th> <th>10</th> <th>11</th> <th>12</th> </tr> </thead> <tbody> <tr> <td>6521</td> <td>388</td> <td>412</td> <td>432</td> <td>456</td> <td>494</td> <td>529</td> <td>564</td> <td>595</td> <td>633</td> <td>669</td> <td>718</td> <td>787</td> </tr> <tr> <td>6521WS</td> <td>419</td> <td>443</td> <td>463</td> <td>487</td> <td>525</td> <td>560</td> <td>595</td> <td>626</td> <td>664</td> <td>700</td> <td>749</td> <td>818</td> </tr> </tbody> </table>													1	2	3	4	5	6	7	8	9	10	11	12	6521	388	412	432	456	494	529	564	595	633	669	718	787	6521WS	419	443	463	487	525	560	595	626	664	700	749	818																										
	1	2	3	4	5	6	7	8	9	10	11	12																																																																				
6521	388	412	432	456	494	529	564	595	633	669	718	787																																																																				
6521WS	419	443	463	487	525	560	595	626	664	700	749	818																																																																				
 6521TR				List price																																																																												
Armless Chair w/Tablet and Sled Base COM: 0.75 YD 0.69 M Unit weight: 23 LB 10.5 KG Carton weight: 29 LB 13.15 KG Carton volume: 14.25 FT ³ 0.4 MT ³		Upholstered seat & back. Does not stack.		OVERALL DIMENSIONS W D H			SEAT DIMENSIONS W D H			BACK DIMENSIONS W H																																																																						
		Specify (L) left or (R) right tablet. (Example: 6521TL or 6521TR).		IN 24.75 MM 629	26.5 673	32.5 826	17 432	16 406	18.5 470	17 432	15 381																																																																					
				RTA 00 1 per carton																																																																												
				<table border="1"> <thead> <tr> <th></th> <th>1</th> <th>2</th> <th>3</th> <th>4</th> <th>5</th> <th>6</th> <th>7</th> <th>8</th> <th>9</th> <th>10</th> <th>11</th> <th>12</th> </tr> </thead> <tbody> <tr> <td>6521T</td> <td>670</td> <td>694</td> <td>714</td> <td>738</td> <td>776</td> <td>811</td> <td>846</td> <td>877</td> <td>915</td> <td>951</td> <td>1000</td> <td>1069</td> </tr> <tr> <td>6521TWS</td> <td>701</td> <td>725</td> <td>745</td> <td>769</td> <td>807</td> <td>842</td> <td>877</td> <td>908</td> <td>946</td> <td>982</td> <td>1031</td> <td>1100</td> </tr> </tbody> </table>													1	2	3	4	5	6	7	8	9	10	11	12	6521T	670	694	714	738	776	811	846	877	915	951	1000	1069	6521TWS	701	725	745	769	807	842	877	908	946	982	1031	1100																										
	1	2	3	4	5	6	7	8	9	10	11	12																																																																				
6521T	670	694	714	738	776	811	846	877	915	951	1000	1069																																																																				
6521TWS	701	725	745	769	807	842	877	908	946	982	1031	1100																																																																				

DESCRIPTION FEATURES MODEL# STANDARD TEXTILE GRADES



6523



6523MB (mesh back)

Armchair w/Sled Base
COM: N/A
Unit weight: 11 LB | 5 KG
Carton weight: 15 LB | 6.8 KG
Carton volume: 13.75 FT³ | 0.38 MT³

Polypropylene seat.
Stacks 5 high on floor.
Stacks 10 high on dolly.

List price	
6523	357
6523WS	386
6523MB	417
6523WSMB	446

OVERALL DIMENSIONS			SEAT DIMENSIONS			BACK DIMENSIONS	
W	D	H	W	D	H	W	H
IN 23	22	33	17	16	18	17	15
MM 584	559	838	432	406	457	432	381

RTA 00 2 per carton (pricing and specifications are for one chair)



6523TR



6523TRMB (mesh back)

Armchair w/Tablet and Sled Base
COM: N/A
Unit weight: 21 LB | 9.5 KG
Carton weight: 27 LB | 12.25 KG
Carton volume: 14.25 FT³ | 0.4 MT³

Polypropylene seat.
Does not stack.
Specify (L) left or (R) right tablet (Example: 6523TL or 6523TR).

List price	
6523T	638
6523TWS	664
6523TMB	697
6523TWSMB	726

OVERALL DIMENSIONS			SEAT DIMENSIONS			BACK DIMENSIONS	
W	D	H	W	D	H	W	H
IN 25	26.5	32	17	16	18	17	15
MM 635	673	813	432	406	457	432	381

RTA 00 1 per carton



6524



6524MB (mesh back)

Armchair w/Sled Base
COM: 0.75 YD | 0.69 M
Unit weight: 13.5 LB | 6.1 KG
Carton weight: 16 LB | 7.26 KG
Carton volume: 11.75 FT³ | 0.33 MT³

Upholstered seat.
Stacks 5 high on floor.
Stacks 10 high on dolly.

	1	2	3	4	5	6	7	8	9	10	11	12
6524	417	441	461	485	523	558	593	624	662	698	747	816
6524WS	447	471	491	515	553	588	623	654	692	728	777	846
6524MB	478	502	522	546	584	619	654	685	723	759	808	877
6524WSMB	509	533	553	577	615	650	685	716	754	790	839	908

OVERALL DIMENSIONS			SEAT DIMENSIONS			BACK DIMENSIONS	
W	D	H	W	D	H	W	H
IN 23	22	33	17	16	18.5	17	14.5
MM 584	559	838	432	406	470	432	368

RTA 00 2 per carton (pricing and specifications are for one chair)



6524TR



6524TRMB (mesh back)

Armchair w/Tablet and Sled Base
COM: 0.75 YD | 0.69 M
Unit weight: 23 LB | 10.5 KG
Carton weight: 29 LB | 13.15 KG
Carton volume: 14.25 FT³ | 0.4 MT³

Upholstered seat.
Does not stack.
Specify (L) left or (R) right tablet (Example: 6524TL or 6524TR).

	1	2	3	4	5	6	7	8	9	10	11	12
6524T	697	721	741	765	803	838	873	904	942	978	1027	1096
6524TWS	727	751	771	795	833	868	903	934	972	1008	1057	1126
6524TMB	757	781	801	825	863	898	933	964	1002	1038	1087	1156
6524TWSMB	787	811	831	855	893	928	963	994	1032	1068	1117	1186

OVERALL DIMENSIONS			SEAT DIMENSIONS			BACK DIMENSIONS	
W	D	H	W	D	H	W	H
IN 25	26.5	32	17	16	18.5	17	15
MM 635	673	813	432	406	470	432	381

RTA 00 1 per carton



6525


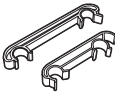

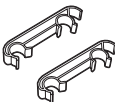




Armchair
COM: 0.75 YD | 0.69 M
Unit weight: 14.5 LB | 6.6 KG
Carton weight: 18.5 LB | 8.39 KG
Carton volume: 13.75 FT³ | 0.38 MT³









Upholstered seat & back.
Stacks 5 high on floor.
Stacks 10 high on dolly.









	1	2	3	4	5	6	7	8	9	10	11	12
6525	453	477	498	521	558	594	629	660	698	734	783	852
6525WS Wall saver	484	508	529	552	589	625	660	691	729	765	814	883

OVERALL DIMENSIONS			SEAT DIMENSIONS			BACK DIMENSIONS	
W	D	H	W	D	H	WH	
IN 23	22	33.5	17	16	18.5	17	15
MM 584	559	851	432	406	470	432	381

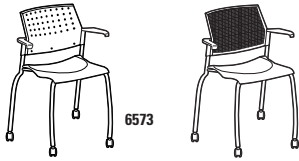
RTA 00 2 per carton (pricing and specifications are for one chair)

DESCRIPTION	FEATURES	MODEL#	STANDARD TEXTILE GRADES												
			1	2	3	4	5	6	7	8	9	10	11	12	
 <p>6525TR</p> <p>Armchair w/Tablet and Sled Base COM: 0.75 YD 0.69 M Unit weight: 24 LB 10.9 KG Carton weight: 30 LB 13.61 KG Carton volume: 14.25 FT³ 0.4 MT³</p>	<p>Upholstered seat & back. Does not stack.</p> <p>Specify (L) left or (R) right tablet. (Example: 6525TL or 6525TR).</p>		736	760	781	804	841	877	912	943	981	1017	1066	1135	
			OVERALL DIMENSIONS			SEAT DIMENSIONS			BACK DIMENSIONS						
			W	D	H	W	D	H	W	H					
			IN 25	26.5	32.5	17	16	18.5	17	15					
		MM 635	673	826	432	406	470	432	381						
		RTA 00	1 per carton												
		List price													
	6522	16													
 <p>Ganging Brackets - Set of 2 COM: N/A Unit weight: 0.07 LB N/A KG Carton weight: 0.16 LB 0.07 KG Carton volume: 1 FT³ 0.02 MT³</p>	<p>For four-legged models only.</p>		OVERALL DIMENSIONS			SEAT DIMENSIONS			BACK DIMENSIONS						
			W	D	H	W	D	H	W	H					
			IN 0.87	7.75	1.5	-	-	-	-	-					
			MM 22	197	38	-	-	-	-	-					
	RTA 00		Pricing is for the set, specifications are for one bracket												
		List price													
	6526	18													
 <p>Ganging Brackets - Set of 2 COM: N/A Unit weight: 0.25 LB 0.004 KG Carton weight: 0.01 LB 0.004 KG Carton volume: 0.5 FT³ 0.01 MT³</p>	<p>Sled base models only.</p>		OVERALL DIMENSIONS			SEAT DIMENSIONS			BACK DIMENSIONS						
			W	D	H	W	D	H	W	H					
			IN 0.75	5.75	1.25	-	-	-	-	-					
			MM 19	146	32	-	-	-	-	-					
	RTA 00		Pricing is for the set, specifications are for one bracket												
		List price													
	6558	401													
 <p>6558</p> <p>Armless Bar Stool COM: N/A Unit weight: 15 LB 6.8 KG Carton weight: 24 LB 10.89 KG Carton volume: 17.5 FT³ 0.49 MT³</p>	<p>Polypropylene seat. Stacks 5 high on floor.</p>		OVERALL DIMENSIONS			SEAT DIMENSIONS			BACK DIMENSIONS						
			W	D	H	W	D	H	W	H					
			IN 22	23	44	17	16	28	17	15					
			MM 559	584	1118	432	406	711	432	381					
	RTA 00	1 per carton													
		List price													
	6558MB	463													
 <p>6558MB (mesh back)</p> <p>Armless Bar Stool COM: N/A Unit weight: 15 LB 6.8 KG Carton weight: 24 LB 10.89 KG Carton volume: 17.5 FT³ 0.49 MT³</p>	<p>Polypropylene seat. Stacks 5 high on floor.</p>		OVERALL DIMENSIONS			SEAT DIMENSIONS			BACK DIMENSIONS						
			W	D	H	W	D	H	W	H					
			IN 22	23	44	17	16	28	17	15					
			MM 559	584	1118	432	406	711	432	381					
	RTA 00	1 per carton													
		List price													
	6558CS	401													
 <p>6558CS</p> <p>Armless Counter Stool COM: N/A Unit weight: 14 LB 6.4 KG Carton weight: 18.5 LB 8.39 KG Carton volume: 17.75 FT³ 0.5 MT³</p>	<p>Polypropylene seat. Stacks 5 high on floor.</p>		OVERALL DIMENSIONS			SEAT DIMENSIONS			BACK DIMENSIONS						
			W	D	H	W	D	H	W	H					
			IN 22	22.5	38	17	16	24	17	15					
			MM 559	572	965	432	406	610	432	381					
	RTA 00	2 per carton (pricing and specifications are for one chair)													

DESCRIPTION	FEATURES	MODEL#	STANDARD TEXTILE GRADES											
			1	2	3	4	5	6	7	8	9	10	11	12
 6559	 6559MB (mesh back)		444	468	488	512	550	585	620	651	689	725	774	843
			505	529	549	573	611	646	681	712	750	786	835	904
Armless Bar Stool COM: 0.75 YD 0.69 M Unit weight: 18 LB 8.2 KG Carton weight: 27 LB 12.25 KG Carton volume: 17.5 FT³ 0.49 MT³	Upholstered seat. Stacks 5 high on floor.		OVERALL DIMENSIONS			SEAT DIMENSIONS			BACK DIMENSIONS					
			W	D	H	W	D	H	W	H				
			IN 22	23	44	17	16	28.5	17	15				
			MM 559	584	1118	432	406	724	432	381				
			RTA 00	1 per carton										
 6559CS	 6559CSMB (mesh back)		444	468	488	512	550	585	620	651	689	725	774	843
			505	529	549	573	611	646	681	712	750	786	835	904
Armless Counter Stool COM: 0.75 YD 0.69 M Unit weight: 17 LB 7.7 KG Carton weight: 21.5 LB 9.75 KG Carton volume: 17.75 FT³ 0.5 MT³	Upholstered seat. Stacks 5 high on floor.		OVERALL DIMENSIONS			SEAT DIMENSIONS			BACK DIMENSIONS					
			W	D	H	W	D	H	W	H				
			IN 22	22.5	38	17	16	24.5	17	15				
			MM 559	572	965	432	406	622	432	381				
			RTA 00	2 per carton (pricing and specifications are for one chair)										
 6561			484	508	528	552	590	625	660	691	729	765	814	883
Armless Bar Stool COM: 0.75 YD 0.69 M Unit weight: 19 LB 8.6 KG Carton weight: 28 LB 12.7 KG Carton volume: 17.5 FT³ 0.49 MT³	Upholstered seat & back. Stacks 5 high on floor.		OVERALL DIMENSIONS			SEAT DIMENSIONS			BACK DIMENSIONS					
			W	D	H	W	D	H	W	H				
			IN 22	23	44.5	17	16	28.5	17	15				
			MM 559	584	1130	432	406	724	432	381				
			RTA 00	1 per carton										
 6561CS			484	508	528	552	590	625	660	691	729	765	814	883
Armless Counter Stool COM: 0.75 YD 0.69 M Unit weight: 18 LB 8.2 KG Carton weight: 22.5 LB 12.7 KG Carton volume: 17.75 FT³ 0.5 MT³	Upholstered seat & back. Stacks 5 high on floor.		OVERALL DIMENSIONS			SEAT DIMENSIONS			BACK DIMENSIONS					
			W	D	H	W	D	H	W	H				
			IN 22	22.5	38	17	15.5	24.5	17	15				
			MM 559	572	965	432	394	622	432	381				
			RTA 00	2 per carton (pricing and specifications are for one chair)										
 6563	 6563MB (mesh back)		List price											
			472											
Bar Stool w/Arms COM: N/A Unit weight: 18 LB 8.2 KG Carton weight: 27 LB 12.25 KG Carton volume: 17.5 FT³ 0.49 MT³	Polypropylene seat. Stacks 5 high on floor.		532											
			532											
Bar Stool w/Arms COM: N/A Unit weight: 18 LB 8.2 KG Carton weight: 27 LB 12.25 KG Carton volume: 17.5 FT³ 0.49 MT³	Polypropylene seat. Stacks 5 high on floor.		OVERALL DIMENSIONS			SEAT DIMENSIONS			BACK DIMENSIONS					
			W	D	H	W	D	H	W	H				
			IN 23	23	44	17	16	28	17	15				
			MM 584	584	1118	432	406	711	432	381				
			RTA 00	1 per carton										

DESCRIPTION	FEATURES	MODEL#	STANDARD TEXTILE GRADES																																																	
 6563CS	 6563CSMB (mesh back)	List price																																																		
		6563CS 472 6563CSMB 532 Mesh back																																																		
Counter Stool w/Arms COM: N/A Unit weight: 15 LB 6.8 KG Carton weight: 19.5 LB 8.85 KG Carton volume: 17.75 FT³ 0.5 MT³	Polypropylene seat. Stacks 5 high on floor.	OVERALL DIMENSIONS W D H			SEAT DIMENSIONS W D H			BACK DIMENSIONS W H																																												
		IN 23 22.5 38	17 16 24	17 15	MM 584 572 965	432 406 610	432 381																																													
		RTA 00 2 per carton (pricing and specifications are for one chair)																																																		
 6564	 6564MB (mesh back)	<table border="1"> <thead> <tr> <th></th> <th>1</th> <th>2</th> <th>3</th> <th>4</th> <th>5</th> <th>6</th> <th>7</th> <th>8</th> <th>9</th> <th>10</th> <th>11</th> <th>12</th> </tr> </thead> <tbody> <tr> <td>6564</td> <td>514</td> <td>538</td> <td>558</td> <td>582</td> <td>620</td> <td>655</td> <td>690</td> <td>721</td> <td>759</td> <td>795</td> <td>844</td> <td>913</td> </tr> <tr> <td>6564MB</td> <td>574</td> <td>598</td> <td>618</td> <td>642</td> <td>680</td> <td>715</td> <td>750</td> <td>781</td> <td>819</td> <td>855</td> <td>904</td> <td>973</td> </tr> </tbody> </table>													1	2	3	4	5	6	7	8	9	10	11	12	6564	514	538	558	582	620	655	690	721	759	795	844	913	6564MB	574	598	618	642	680	715	750	781	819	855	904	973
			1	2	3	4	5	6	7	8	9	10	11	12																																						
6564	514	538	558	582	620	655	690	721	759	795	844	913																																								
6564MB	574	598	618	642	680	715	750	781	819	855	904	973																																								
Bar Stool w/Arms COM: 0.75 YD 0.69 M Unit weight: 19 LB 8.6 KG Carton weight: 28 LB 12.7 KG Carton volume: 17.5 FT³ 0.49 MT³	Upholstered seat. Stacks 5 high on floor.	OVERALL DIMENSIONS W D H			SEAT DIMENSIONS W D H			BACK DIMENSIONS W H																																												
		IN 23 23 44	17 16 28.5	17 15	MM 584 584 1118	432 406 724	432 381																																													
		RTA 00 1 per carton																																																		
 6564CS	 6564CSMB (mesh back)	<table border="1"> <thead> <tr> <th></th> <th>1</th> <th>2</th> <th>3</th> <th>4</th> <th>5</th> <th>6</th> <th>7</th> <th>8</th> <th>9</th> <th>10</th> <th>11</th> <th>12</th> </tr> </thead> <tbody> <tr> <td>6564CS</td> <td>514</td> <td>538</td> <td>558</td> <td>582</td> <td>620</td> <td>655</td> <td>690</td> <td>721</td> <td>759</td> <td>795</td> <td>844</td> <td>913</td> </tr> <tr> <td>6564CSMB</td> <td>574</td> <td>598</td> <td>618</td> <td>642</td> <td>680</td> <td>715</td> <td>750</td> <td>781</td> <td>819</td> <td>855</td> <td>904</td> <td>973</td> </tr> </tbody> </table>													1	2	3	4	5	6	7	8	9	10	11	12	6564CS	514	538	558	582	620	655	690	721	759	795	844	913	6564CSMB	574	598	618	642	680	715	750	781	819	855	904	973
			1	2	3	4	5	6	7	8	9	10	11	12																																						
6564CS	514	538	558	582	620	655	690	721	759	795	844	913																																								
6564CSMB	574	598	618	642	680	715	750	781	819	855	904	973																																								
Counter Stool w/Arms COM: 0.75 YD 0.69 M Unit weight: 18 LB 8.2 KG Carton weight: 22.5 LB 10.21 KG Carton volume: 17.75 FT³ 0.5 MT³	Upholstered seat. Stacks 5 high on floor.	OVERALL DIMENSIONS W D H			SEAT DIMENSIONS W D H			BACK DIMENSIONS W H																																												
		IN 23 22.5 38	17 16 24	17 15	MM 584 572 965	432 406 610	432 381																																													
		RTA 00 2 per carton (pricing and specifications are for one chair)																																																		
 6565	<table border="1"> <thead> <tr> <th></th> <th>1</th> <th>2</th> <th>3</th> <th>4</th> <th>5</th> <th>6</th> <th>7</th> <th>8</th> <th>9</th> <th>10</th> <th>11</th> <th>12</th> </tr> </thead> <tbody> <tr> <td>6565</td> <td>552</td> <td>576</td> <td>597</td> <td>620</td> <td>658</td> <td>693</td> <td>729</td> <td>759</td> <td>798</td> <td>834</td> <td>882</td> <td>951</td> </tr> </tbody> </table>													1	2	3	4	5	6	7	8	9	10	11	12	6565	552	576	597	620	658	693	729	759	798	834	882	951														
		1	2	3	4	5	6	7	8	9	10	11	12																																							
6565	552	576	597	620	658	693	729	759	798	834	882	951																																								
Bar Stool w/Arms COM: 0.75 YD 0.69 M Unit weight: 20 LB 9.1 KG Carton weight: 29 LB 13.15 KG Carton volume: 17.5 FT³ 0.49 MT³	Upholstered seat & back. Stacks 5 high on floor.	OVERALL DIMENSIONS W D H			SEAT DIMENSIONS W D H			BACK DIMENSIONS W H																																												
		IN 23 23 44.5	17 16 28.5	17 15	MM 584 584 1130	432 406 724	432 381																																													
		RTA 00 1 per carton																																																		
 6565CS	<table border="1"> <thead> <tr> <th></th> <th>1</th> <th>2</th> <th>3</th> <th>4</th> <th>5</th> <th>6</th> <th>7</th> <th>8</th> <th>9</th> <th>10</th> <th>11</th> <th>12</th> </tr> </thead> <tbody> <tr> <td>6565CS</td> <td>552</td> <td>576</td> <td>597</td> <td>620</td> <td>657</td> <td>693</td> <td>728</td> <td>759</td> <td>797</td> <td>833</td> <td>882</td> <td>951</td> </tr> </tbody> </table>													1	2	3	4	5	6	7	8	9	10	11	12	6565CS	552	576	597	620	657	693	728	759	797	833	882	951														
		1	2	3	4	5	6	7	8	9	10	11	12																																							
6565CS	552	576	597	620	657	693	728	759	797	833	882	951																																								
Counter Stool w/Arms COM: 0.75 YD 0.69 M Unit weight: 19 LB 8.6 KG Carton weight: 23.5 LB 10.66 KG Carton volume: 17.75 FT³ 0.5 MT³	Upholstered seat & back. Stacks 5 high on floor.	OVERALL DIMENSIONS W D H			SEAT DIMENSIONS W D H			BACK DIMENSIONS W H																																												
		IN 23 22.5 38	17 15.5 24.5	17 15	MM 584 572 965	432 394 622	432 381																																													
		RTA 00 2 per carton (pricing and specifications are for one chair)																																																		

DESCRIPTION FEATURES MODEL# STANDARD TEXTILE GRADES



Armchair w/Casters

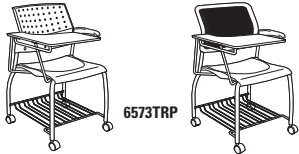
COM: N/A
Unit weight: 11.5 LB | 5.2 KG
Carton weight: 15.75 LB | 7.14 KG
Carton volume: 15.5 FT³ | 0.43 MT³

6573MB (mesh back)

Polypropylene seat.
Does not stack.

Available with tablet:
Specify (L) left or (R) right tablet.
(Example: 6573TL or 6573TR).

List price									
6573 392									
6573T 674									
6573MB 452									
6573TMB 735									
OVERALL DIMENSIONS			SEAT DIMENSIONS			BACK DIMENSIONS			
W	D	H	W	D	H	W	H		
IN 23	22	33	17	16	18	17	15		
MM 584	559	838	432	406	457	432	381		
RTA 00 2 per carton (pricing and specifications are for one chair), 1 per carton for chair w/tablet									



Armchair w/Tablet, Casters and Pack Rack

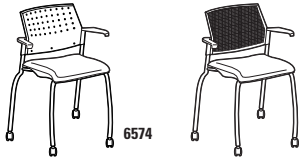
COM: N/A
Unit weight: 25 LB | 11.4 KG
Carton weight: 32 LB | 14.51 KG
Carton volume: 15.75 FT³ | 0.44 MT³

6573TRMBP (mesh back)

Polypropylene seat.
Does not stack.

Specify (L) left or (R) right tablet
(Example: 6573TLP or 6573TRP).

List price									
6573TP 838									
6573TMBP 898									
OVERALL DIMENSIONS			SEAT DIMENSIONS			BACK DIMENSIONS			
W	D	H	W	D	H	W	H		
IN 25.5	26	32.5	17	16	17.5	17	14.5		
MM 648	660	826	432	406	445	432	368		
RTA 00 1 per carton									



Armchair w/Casters

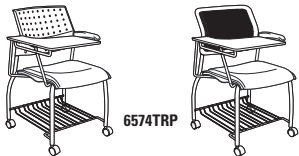
COM: 0.75 YD | 0.69 M
Unit weight: 14 LB | 6.4 KG
Carton weight: 18.25 LB | 8.28 KG
Carton volume: 15.5 FT³ | 0.43 MT³

6574MB (mesh back)

Upholstered seat.
Does not stack.

Available with tablet:
Specify (L) left or (R) right tablet.
(Example: 6574TL or 6574TR).

	1	2	3	4	5	6	7	8	9	10	11	12
6574	433	457	477	501	539	574	609	640	678	714	763	832
6574T	712	736	756	780	818	853	888	919	957	993	1042	1111
6574MB	493	517	537	561	599	634	669	700	738	774	823	892
6574TMB	774	798	818	842	880	915	950	981	1019	1055	1104	1173
OVERALL DIMENSIONS			SEAT DIMENSIONS			BACK DIMENSIONS						
W	D	H	W	D	H	W	H					
IN 23	22	33	17	16	18.5	17	14.5					
MM 584	559	838	432	406	470	432	368					
RTA 00 2 per carton (pricing and specifications are for one chair), 1 per carton for chair w/tablet												



Armchair w/Tablet, Casters and Pack Rack

COM: 0.75 YD | 0.69 M
Unit weight: 27 LB | 12.3 KG
Carton weight: 34 LB | 15.42 KG
Carton volume: 15.75 FT³ | 0.44 MT³

6574TRMBP (mesh back)

Upholstered seat.
Does not stack.

Specify (L) left or (R) right tablet
(Example: 6574TLP or 6574TRP).

	1	2	3	4	5	6	7	8	9	10	11	12
6574TP	880	904	924	948	986	1021	1056	1087	1125	1161	1210	1279
6574TMBP	940	964	984	1008	1046	1081	1116	1147	1185	1221	1270	1339
OVERALL DIMENSIONS			SEAT DIMENSIONS			BACK DIMENSIONS						
W	D	H	W	D	H	W	H					
IN 25.5	26	32.5	17	16	17.5	17	14.5					
MM 648	660	826	432	406	445	432	368					
RTA 00 1 per carton												








Armchair w/Casters


COM: 0.75 YD | 0.69 M
Unit weight: 15 LB | 6.8 KG
Carton weight: 19.25 LB | 8.73 KG
Carton volume: 15.5 FT³ | 0.43 MT³


Upholstered seat & back.
Does not stack.



Available with tablet:
Specify (L) left or (R) right tablet.
(Example: 6575TL or 6575TR).



	1	2	3	4	5	6	7	8	9	10	11	12
6575	478	502	522	545	584	619	654	685	723	760	808	877
6575T	757	781	802	825	862	898	933	964	1002	1038	1087	1156
OVERALL DIMENSIONS			SEAT DIMENSIONS			BACK DIMENSIONS						
W	D	H	W	D	H	W	H					
IN 23	22	33.5	17	15.5	18.5	17	15					
MM 584	559	851	432	394	470	432	381					
RTA 00 2 per carton (pricing and specifications are for one chair), 1 per carton for chair w/tablet												



DESCRIPTION	FEATURES	MODEL#	STANDARD TEXTILE GRADES											
			1	2	3	4	5	6	7	8	9	10	11	12
 <p>6575TRP</p> <p>Armchair w/Tablet, Casters and Pack Rack COM: 0.75 YD 0.69 M Unit weight: 28 LB 12.7 KG Carton weight: 35 LB 15.88 KG Carton volume: 15.75 FT³ 0.44 MT³</p>	<p>Upholstered seat & back. Does not stack.</p> <p>Specify (L) left or (R) right tablet. (Example: 6575TLP or 6575TRP).</p>	6575TP	924	948	969	992	1029	1065	1100	1131	1169	1205	1254	1323
		<p>OVERALL DIMENSIONS</p> <p>W D H</p>			<p>SEAT DIMENSIONS</p> <p>W D H</p>						<p>BACK DIMENSIONS</p> <p>W H</p>			
			IN	25.5	26	32.5	17	16	17.5	17	14.5			
			MM	648	660	826	432	406	445	432	368			
			RTA 00	1 per carton										
 <p>6577</p> <p>Armless Chair w/Casters COM: N/A Unit weight: 9.5 LB 4.3 KG Carton weight: 13.75 LB 6.24 KG Carton volume: 15.5 FT³ 0.43 MT³</p>	<p>Polypropylene seat. Does not stack.</p> <p>Available with tablet. Specify (L) left or (R) right tablet. (Example: 6577TL or 6577TR).</p>	List price												
				6577	324									
		6577T	607											
		6577MB	385											
		6577TMB	667											
			<p>OVERALL DIMENSIONS</p> <p>W D H</p>			<p>SEAT DIMENSIONS</p> <p>W D H</p>						<p>BACK DIMENSIONS</p> <p>W H</p>		
			IN	21.5	22	33	17	16	18	17	15			
			MM	546	559	838	432	406	457	432	381			
			RTA 00	2 per carton (pricing and specifications are for one chair), 1 per carton for chair w/tablet										
 <p>6577TRP</p> <p>Armless Chair w/Tablet, Casters and Pack Rack COM: N/A Unit weight: 24 LB 10.9 KG Carton weight: 31 LB 14.06 KG Carton volume: 15.75 FT³ 0.44 MT³</p>	<p>Polypropylene seat. Does not stack.</p> <p>Specify (L) left or (R) right tablet. (Example: 6577TLP or 6577TRP).</p>	List price												
				6577TP	769									
		6577TMBP	830											
			<p>OVERALL DIMENSIONS</p> <p>W D H</p>			<p>SEAT DIMENSIONS</p> <p>W D H</p>						<p>BACK DIMENSIONS</p> <p>W H</p>		
			IN	24	26	32.5	17	16	17.5	17	14.5			
			MM	610	660	826	432	406	445	432	368			
			RTA 00	1 per carton										
 <p>6578</p> <p>Armless Chair w/Casters COM: 0.75 YD 0.69 M Unit weight: 12 LB 5.5 KG Carton weight: 16.25 LB 7.37 KG Carton volume: 15.5 FT³ 0.43 MT³</p>	<p>Upholstered seat. Does not stack.</p> <p>Available with tablet. Specify (L) left or (R) right tablet. (Example: 6578TL or 6578TR).</p>	List price												
				6578	372	396	416	440	478	513	548	579	617	653
		6578T	651	675	695	719	757	792	827	858	896	932	981	1050
		6578MB	431	455	475	499	537	572	607	638	676	712	761	830
		6578TMB	713	737	757	781	819	854	889	920	958	994	1043	1112
			<p>OVERALL DIMENSIONS</p> <p>W D H</p>			<p>SEAT DIMENSIONS</p> <p>W D H</p>						<p>BACK DIMENSIONS</p> <p>W H</p>		
			IN	21.5	22	33	17	16	18.5	17	14.5			
			MM	546	559	838	432	406	470	432	368			
			RTA 00	2 per carton (pricing and specifications are for one chair), 1 per carton for chair w/tablet										
 <p>6578TRP</p> <p>Armless Chair w/Tablet, Casters and Pack Rack COM: 0.75 YD 0.69 M Unit weight: 26 LB 11.8 KG Carton weight: 33 LB 14.97 KG Carton volume: 15.75 FT³ 0.44 MT³</p>	<p>Upholstered seat. Does not stack.</p> <p>Specify (L) left or (R) right tablet. (Example: 6578TL or 6578TR).</p>	List price												
				6578TP	820	844	864	888	926	961	996	1027	1065	1101
		6578TMBP	880	904	924	948	986	1021	1056	1087	1125	1161	1210	1279
			<p>OVERALL DIMENSIONS</p> <p>W D H</p>			<p>SEAT DIMENSIONS</p> <p>W D H</p>						<p>BACK DIMENSIONS</p> <p>W H</p>		
			IN	24	26	32.5	17	16	17.5	17	14.5			
			MM	610	660	826	432	406	445	432	368			
			RTA 00	1 per carton										


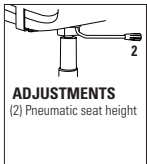


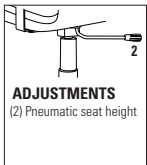

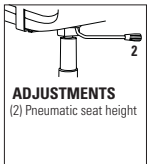

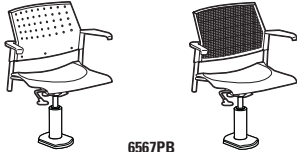
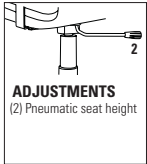

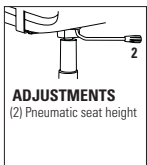

DESCRIPTION	FEATURES	MODEL#	STANDARD TEXTILE GRADES												
			1	2	3	4	5	6	7	8	9	10	11	12	
	Upholstered seat & back. Does not stack.		6579	410	434	454	478	516	551	586	617	655	691	740	809
			6579T	690	714	734	758	796	831	866	897	935	971	1020	1089
Armless Chair w/Casters COM: 0.75 YD 0.69 M Unit weight: 13 LB 5.9 KG Carton weight: 17 LB 7.71 KG Carton volume: 13.75 FT ³ 0.38 MT ³	Available with tablet: Specify (L) left or (R) right tablet. (Example: 6579TL or 6579TR).	RTA 00	OVERALL DIMENSIONS			SEAT DIMENSIONS			BACK DIMENSIONS						
			W	D	H	W	D	H	W	H					
			IN 21.5	22	33.5	17	15.5	18.5	17	15					
			MM 546	559	851	432	394	470	432	381					


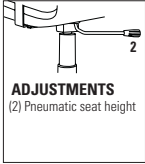


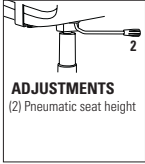
DESCRIPTION	FEATURES	MODEL#	STANDARD TEXTILE GRADES												
			1	2	3	4	5	6	7	8	9	10	11	12	
	Upholstered seat & back. Does not stack.		6579TP	856	880	900	924	962	997	1032	1063	1101	1137	1186	1255
			OVERALL DIMENSIONS			SEAT DIMENSIONS			BACK DIMENSIONS						
Armless Chair w/Tablet, Casters and Pack Rack COM: 0.75 YD 0.69 M Unit weight: 27 LB 12.3 KG Carton weight: 34 LB 15.42 KG Carton volume: 15.75 FT ³ 0.44 MT ³	Specify (L) left or (R) right tablet. (Example: 6579TLP or 6579TRP).	RTA 00	W	D	H	W	D	H	W	H					
			IN 24	26	32.5	17	16	17.5	17	14.5					
			MM 610	660	826	432	406	445	432	368					

DESCRIPTION	FEATURES	MODEL#	STANDARD TEXTILE GRADES											
			1	2	3	4	5	6	7	8	9	10	11	12
	Polypropylene seat. Ergonomic features: C		6537	415										
			6537T	698										
	Polypropylene seat. Ergonomic features: C		6537MB	475										
			6537MBT	758										
Armless LB Task COM: N/A Unit weight: 17.5 LB 8 KG Carton weight: 21.5 LB 9.75 KG Carton volume: 6.5 FT ³ 0.18 MT ³	Available with tablet: Specify (L) left or (R) right tablet. (Example: 6537TL or 6537TR).	RTA 1	OVERALL DIMENSIONS			SEAT DIMENSIONS			BACK DIMENSIONS					
			W	D	H	W	D	H	W	H				
			IN 20.5	20.5	32.5	17	16	15.5-20.5	17	15				
			MM 521	521	826	432	406	394-521	432	381				

DESCRIPTION	FEATURES	MODEL#	STANDARD TEXTILE GRADES											
			1	2	3	4	5	6	7	8	9	10	11	12
	Polypropylene seat. Ergonomic features: C		6537PB	648										
			6537TPB	931										
	Polypropylene seat. Ergonomic features: C		6537MBPB	708										
			6537MBTPB	990										
Armless LB Task Pedestal Base COM: N/A Unit weight: 20 LB 9.1 KG Carton weight: 28 LB 12.7 KG Carton volume: 9.75 FT ³ 0.27 MT ³	Available with tablet: Specify (L) left or (R) right tablet. (Example: 6537TL or 6537TR).	RTA 2	OVERALL DIMENSIONS			SEAT DIMENSIONS			BACK DIMENSIONS					
			W	D	H	W	D	H	W	H				
			IN 20.5	20.5	31	17	16	16-18	17	15				
			MM 521	521	787	432	406	406-457	432	381				

DESCRIPTION	FEATURES	MODEL#	STANDARD TEXTILE GRADES												
			1	2	3	4	5	6	7	8	9	10	11	12	
	Upholstered seat. Ergonomic features: C		6538	461	485	505	529	567	602	637	668	706	742	791	860
			6538T	742	766	786	810	848	883	918	949	987	1023	1072	1141
	Upholstered seat. Ergonomic features: C		6538MB	521	545	565	589	627	662	697	728	766	802	851	920
			6538MBT	800	824	844	868	906	941	976	1007	1045	1081	1130	1199
Armless LB Task COM: 0.75 YD 0.69 M Unit weight: 18.5 LB 8.4 KG Carton weight: 22.5 LB 10.21 KG Carton volume: 6.5 FT ³ 0.18 MT ³	Available with tablet: Specify (L) left or (R) right tablet. (Example: 6538TL or 6538TR).	RTA 1	OVERALL DIMENSIONS			SEAT DIMENSIONS			BACK DIMENSIONS						
			W	D	H	W	D	H	W	H					
			IN 20.5	20.5	32.5	17	16	16-20	17	14.5					
			MM 521	521	826	432	406	406-508	432	368					

DESCRIPTION	FEATURES	MODEL#	STANDARD TEXTILE GRADES																																																														
			1	2	3	4	5	6	7	8	9	10	11	12																																																			
 <p>Armless LB Task COM: 0.75 YD 0.69 M Unit weight: 19.5 LB 8.9 KG Carton weight: 23.5 LB 10.66 KG Carton volume: 6.5 FT³ 0.18 MT³</p>	 <p>ADJUSTMENTS (2) Pneumatic seat height</p> <p>Upholstered seat & back. Ergonomic features: C</p> <p>Available with tablet: Specify (L) left or (R) right tablet. (Example: 6539TL or 6539TR).</p>	<table border="1"> <tr> <td>6539</td><td>496</td><td>520</td><td>540</td><td>564</td><td>602</td><td>637</td><td>672</td><td>703</td><td>741</td><td>777</td><td>826</td><td>895</td> </tr> <tr> <td>6539T</td><td>778</td><td>802</td><td>822</td><td>846</td><td>884</td><td>919</td><td>954</td><td>985</td><td>1023</td><td>1059</td><td>1108</td><td>1177</td> </tr> </table>												6539	496	520	540	564	602	637	672	703	741	777	826	895	6539T	778	802	822	846	884	919	954	985	1023	1059	1108	1177																										
		6539	496	520	540	564	602	637	672	703	741	777	826	895																																																			
6539T	778	802	822	846	884	919	954	985	1023	1059	1108	1177																																																					
<p>OVERALL DIMENSIONS</p> <table border="1"> <tr> <th>W</th> <th>D</th> <th>H</th> <th colspan="3">SEAT DIMENSIONS</th> <th colspan="2">BACK DIMENSIONS</th> </tr> <tr> <td>IN 20.5</td> <td>20.5</td> <td>33</td> <td>17</td> <td>15.5</td> <td>16-20</td> <td>17</td> <td>15</td> </tr> <tr> <td>MM 521</td> <td>521</td> <td>838</td> <td>432</td> <td>394</td> <td>406-508</td> <td>432</td> <td>381</td> </tr> </table> <p>RTA 1  1 per carton</p>			W	D	H	SEAT DIMENSIONS			BACK DIMENSIONS		IN 20.5	20.5	33	17	15.5	16-20	17	15	MM 521	521	838	432	394	406-508	432	381																																							
W	D	H	SEAT DIMENSIONS			BACK DIMENSIONS																																																											
IN 20.5	20.5	33	17	15.5	16-20	17	15																																																										
MM 521	521	838	432	394	406-508	432	381																																																										
 <p>Armless LB Task Pedestal Base COM: 0.75 YD 0.69 M Unit weight: 22 LB 10 KG Carton weight: 30 LB 13.61 KG Carton volume: 9.75 FT³ 0.27 MT³</p>	 <p>ADJUSTMENTS (2) Pneumatic seat height</p> <p>Upholstered seat & back. Ergonomic features: C</p> <p>Available with tablet: Specify (L) left or (R) right tablet. (Example: 6539TL or 6539TR).</p>	<table border="1"> <tr> <td>6539PB</td><td>730</td><td>754</td><td>774</td><td>798</td><td>836</td><td>871</td><td>906</td><td>937</td><td>975</td><td>1011</td><td>1060</td><td>1129</td> </tr> <tr> <td>6539TPB</td><td>1011</td><td>1035</td><td>1055</td><td>1079</td><td>1117</td><td>1152</td><td>1187</td><td>1218</td><td>1256</td><td>1292</td><td>1341</td><td>1410</td> </tr> </table>												6539PB	730	754	774	798	836	871	906	937	975	1011	1060	1129	6539TPB	1011	1035	1055	1079	1117	1152	1187	1218	1256	1292	1341	1410																										
		6539PB	730	754	774	798	836	871	906	937	975	1011	1060	1129																																																			
6539TPB	1011	1035	1055	1079	1117	1152	1187	1218	1256	1292	1341	1410																																																					
<p>OVERALL DIMENSIONS</p> <table border="1"> <tr> <th>W</th> <th>D</th> <th>H</th> <th colspan="3">SEAT DIMENSIONS</th> <th colspan="2">BACK DIMENSIONS</th> </tr> <tr> <td>IN 20.5</td> <td>20.5</td> <td>31</td> <td>17</td> <td>15.5</td> <td>16.5-18.5</td> <td>17</td> <td>15</td> </tr> <tr> <td>MM 521</td> <td>521</td> <td>787</td> <td>432</td> <td>394</td> <td>419-470</td> <td>432</td> <td>381</td> </tr> </table> <p>RTA 2 1 per carton</p>			W	D	H	SEAT DIMENSIONS			BACK DIMENSIONS		IN 20.5	20.5	31	17	15.5	16.5-18.5	17	15	MM 521	521	787	432	394	419-470	432	381																																							
W	D	H	SEAT DIMENSIONS			BACK DIMENSIONS																																																											
IN 20.5	20.5	31	17	15.5	16.5-18.5	17	15																																																										
MM 521	521	787	432	394	419-470	432	381																																																										
 <p>6567 6567MB (mesh back)</p> <p>LB Task w/Arms COM: N/A Unit weight: 19 LB 8.6 KG Carton weight: 23 LB 10.43 KG Carton volume: 6.5 FT³ 0.18 MT³</p>	 <p>ADJUSTMENTS (2) Pneumatic seat height</p> <p>Polypropylene seat. Ergonomic features: C</p> <p>Available with tablet: Specify (L) left or (R) right tablet. (Example: 657TL or 6567TR).</p>	<p>List price</p> <table border="1"> <tr> <td>6567</td><td>480</td> </tr> <tr> <td>6567T</td><td>762</td> </tr> <tr> <td>6567MB</td><td>540</td> </tr> <tr> <td>6567MBT</td><td>821</td> </tr> </table>												6567	480	6567T	762	6567MB	540	6567MBT	821																																												
		6567	480																																																														
6567T	762																																																																
6567MB	540																																																																
6567MBT	821																																																																
<p>OVERALL DIMENSIONS</p> <table border="1"> <tr> <th>W</th> <th>D</th> <th>H</th> <th colspan="3">SEAT DIMENSIONS</th> <th colspan="2">BACK DIMENSIONS</th> </tr> <tr> <td>IN 23</td> <td>20.5</td> <td>32.5</td> <td>17</td> <td>16</td> <td>15.5-20.5</td> <td>17</td> <td>15</td> </tr> <tr> <td>MM 584</td> <td>521</td> <td>826</td> <td>432</td> <td>406</td> <td>394-521</td> <td>432</td> <td>381</td> </tr> </table> <p>RTA 1  1 per carton</p>			W	D	H	SEAT DIMENSIONS			BACK DIMENSIONS		IN 23	20.5	32.5	17	16	15.5-20.5	17	15	MM 584	521	826	432	406	394-521	432	381																																							
W	D	H	SEAT DIMENSIONS			BACK DIMENSIONS																																																											
IN 23	20.5	32.5	17	16	15.5-20.5	17	15																																																										
MM 584	521	826	432	406	394-521	432	381																																																										
 <p>6567PB 6567MBPB (mesh back)</p> <p>LB Task w/Arms Pedestal Base COM: N/A Unit weight: 21 LB 9.5 KG Carton weight: 29 LB 13.15 KG Carton volume: 9.75 FT³ 0.27 MT³</p>	 <p>ADJUSTMENTS (2) Pneumatic seat height</p> <p>Polypropylene seat. Ergonomic features: C</p> <p>Available with tablet: Specify (L) left or (R) right tablet. (Example: 657TL or 6567TR).</p>	<p>List price</p> <table border="1"> <tr> <td>6567PB</td><td>712</td> </tr> <tr> <td>6567TPB</td><td>994</td> </tr> <tr> <td>6567MBPB</td><td>772</td> </tr> <tr> <td>6567MBTPB</td><td>1053</td> </tr> </table>												6567PB	712	6567TPB	994	6567MBPB	772	6567MBTPB	1053																																												
		6567PB	712																																																														
6567TPB	994																																																																
6567MBPB	772																																																																
6567MBTPB	1053																																																																
<p>OVERALL DIMENSIONS</p> <table border="1"> <tr> <th>W</th> <th>D</th> <th>H</th> <th colspan="3">SEAT DIMENSIONS</th> <th colspan="2">BACK DIMENSIONS</th> </tr> <tr> <td>IN 23</td> <td>20.5</td> <td>31</td> <td>17</td> <td>16</td> <td>16-18</td> <td>17</td> <td>15</td> </tr> <tr> <td>MM 584</td> <td>521</td> <td>787</td> <td>432</td> <td>406</td> <td>406-457</td> <td>432</td> <td>381</td> </tr> </table> <p>RTA 2 1 per carton</p>			W	D	H	SEAT DIMENSIONS			BACK DIMENSIONS		IN 23	20.5	31	17	16	16-18	17	15	MM 584	521	787	432	406	406-457	432	381																																							
W	D	H	SEAT DIMENSIONS			BACK DIMENSIONS																																																											
IN 23	20.5	31	17	16	16-18	17	15																																																										
MM 584	521	787	432	406	406-457	432	381																																																										
 <p>6568 6568MB (mesh back)</p> <p>LB Task w/Arms COM: 0.75 YD 0.69 M Unit weight: 20 LB 9.1 KG Carton weight: 24 LB 10.89 KG Carton volume: 6.5 FT³ 0.18 MT³</p>	 <p>ADJUSTMENTS (2) Pneumatic seat height</p> <p>Upholstered seat. Ergonomic features: C</p> <p>Available with tablet: Specify (L) left or (R) right tablet. (Example: 6568TL or 6568TR).</p>	<table border="1"> <tr> <td>6568</td><td>526</td><td>550</td><td>570</td><td>594</td><td>632</td><td>667</td><td>702</td><td>733</td><td>771</td><td>807</td><td>856</td><td>925</td> </tr> <tr> <td>6568T</td><td>805</td><td>829</td><td>849</td><td>873</td><td>911</td><td>946</td><td>981</td><td>1012</td><td>1050</td><td>1086</td><td>1135</td><td>1204</td> </tr> <tr> <td>6568MB</td><td>585</td><td>609</td><td>629</td><td>653</td><td>691</td><td>726</td><td>761</td><td>792</td><td>830</td><td>866</td><td>915</td><td>984</td> </tr> <tr> <td>6568MBT</td><td>865</td><td>889</td><td>909</td><td>933</td><td>971</td><td>1006</td><td>1041</td><td>1072</td><td>1110</td><td>1146</td><td>1195</td><td>1264</td> </tr> </table>												6568	526	550	570	594	632	667	702	733	771	807	856	925	6568T	805	829	849	873	911	946	981	1012	1050	1086	1135	1204	6568MB	585	609	629	653	691	726	761	792	830	866	915	984	6568MBT	865	889	909	933	971	1006	1041	1072	1110	1146	1195	1264
		6568	526	550	570	594	632	667	702	733	771	807	856	925																																																			
6568T	805	829	849	873	911	946	981	1012	1050	1086	1135	1204																																																					
6568MB	585	609	629	653	691	726	761	792	830	866	915	984																																																					
6568MBT	865	889	909	933	971	1006	1041	1072	1110	1146	1195	1264																																																					
<p>OVERALL DIMENSIONS</p> <table border="1"> <tr> <th>W</th> <th>D</th> <th>H</th> <th colspan="3">SEAT DIMENSIONS</th> <th colspan="2">BACK DIMENSIONS</th> </tr> <tr> <td>IN 23</td> <td>20.5</td> <td>32.5</td> <td>17</td> <td>16</td> <td>16-21</td> <td>17</td> <td>14.5</td> </tr> <tr> <td>MM 584</td> <td>521</td> <td>826</td> <td>432</td> <td>406</td> <td>406-533</td> <td>432</td> <td>368</td> </tr> </table> <p>RTA 1  1 per carton</p>			W	D	H	SEAT DIMENSIONS			BACK DIMENSIONS		IN 23	20.5	32.5	17	16	16-21	17	14.5	MM 584	521	826	432	406	406-533	432	368																																							
W	D	H	SEAT DIMENSIONS			BACK DIMENSIONS																																																											
IN 23	20.5	32.5	17	16	16-21	17	14.5																																																										
MM 584	521	826	432	406	406-533	432	368																																																										

DESCRIPTION	FEATURES	MODEL#	STANDARD TEXTILE GRADES											
			1	2	3	4	5	6	7	8	9	10	11	12
 <p>LB Task w/Arms COM: 0.75 YD 0.69 M Unit weight: 21 LB 9.5 KG Carton weight: 25 LB 11.34 KG Carton volume: 6.5 FT³ 0.18 MT³</p>	 <p>ADJUSTMENTS (2) Pneumatic seat height</p> <p>Upholstered seat & back. Ergonomic features: C</p> <p>Available with tablet: Specify (L) left or (R) right tablet. (Example: 6569TL or 6569TR).</p>	6569	567	591	612	635	672	708	743	774	812	848	897	966
		6569T	847	871	892	915	952	988	1023	1054	1092	1128	1177	1246
		OVERALL DIMENSIONS			SEAT DIMENSIONS			BACK DIMENSIONS						
		W D H			W D H			W H						
		IN 23	20.5	33	17	15.5	16-21	17	15					
MM 584	521	838	432	394	406-533	432	381							
			RTA 1		1 per carton									
 <p>LB Task w/Arms Pedestal Base COM: 0.75 YD 0.69 M Unit weight: 23 LB 10.5 KG Carton weight: 31 LB 14.06 KG Carton volume: 9.75 FT³ 0.27 MT³</p>	 <p>ADJUSTMENTS (2) Pneumatic seat height</p> <p>Upholstered seat & back. Ergonomic features: C</p> <p>Available with tablet: Specify (L) left or (R) right tablet. (Example: 6569TL or 6569TR).</p>	6569PB	799	823	844	867	904	940	975	1006	1044	1080	1129	1198
		6569TPB	1080	1104	1125	1148	1185	1221	1256	1287	1325	1361	1410	1479
		OVERALL DIMENSIONS			SEAT DIMENSIONS			BACK DIMENSIONS						
		W D H			W D H			W H						
		IN 23	20.5	31	17	15.5	16.5-18.5	17	15					
MM 584	521	787	432	394	419-470	432	381							
			RTA 2	1 per carton										

SPRITZ



model 6762-6



model 6765C



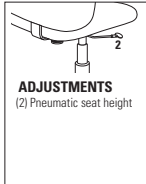
Articulating back on nesting chairs, multi-purpose chairs and stools.



Flip up seat on nesting chairs.

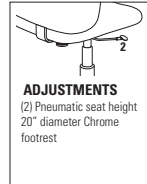
MECHANISM OPTIONS:

Task mechanism (-6)



Ergonomic features
C, G, M, N, U

Task mechanism - stool (-6)



Ergonomic features:
C, G, M, N, U

Spritz Task Chairs



For Spritz task chairs, please see page 83

STANDARD FEATURES

- An exceptionally comfortable chair series featuring a sophisticated, translucent mesh and models for all applications.
- Features an auto-adjusting comfort back. Spring loaded back reacts to body pressure and articulates 12°.
- Multi-purpose models standard with Global's high quality Soft Descent™ pneumatic lift which slowly and gently lowers the seat height of the chair making it easy to obtain the exact seat height you desire.
- Five prong, injection molded, fiberglass reinforced nylon Black base with dual wheel carpet casters (C10).
- Nesting chairs have a flip up seat allowing chairs to stack horizontally.
- When nesting horizontal nesting chairs, each additional chair adds 10" (254 mm) to the depth.
- Nesting chairs are standard with four Black nylon glides, C1 carpet casters or with two casters at front, two glides at rear.
- Pedestal base models provide fixed location seating for use in auditoriums, classrooms, jury boxes, public venues and more. The base must be mounted to the floor (mounting hardware not included). See Pedestal Base Installation Guide on website for details.
- Upholstery options: fabric, vinyl or leather. Vinyl and leather models may feature stitch detail across the seat and/or back cushions, if applicable.

Please add option codes in the following order:

- **Model number**
6762-6 Multi-purpose chair w/arms.
6763-6 Multi-purpose chair.
6767-6 Multi-purpose armless stool.
6768-6 Multi-purpose stool w/arms.
6764 Nesting chair on glides.
6765 Nesting chair w/arms on glides.
 Add (C) to model # if ordering with casters.
 Add (FC) to model # if ordering with front casters, rear glides.
- **Textile**
 Specify textile code.
- **Frame**
(TBL) Black seating frame finish.
(TSH) Shadow seating frame finish.
(TTU) Tungsten seating frame finish.
(CHM) Chrome seating frame finish. Add \$53.
- **Base (multi-purpose models only)**
(SD) Black nylon base.
(M2) Chrome spider base. Add \$68.
- **Casters (multi-purpose models only)**
(DM) C10 dual wheel carpet casters.
(DL) C10R dual wheel hard floor casters. Add \$20.
- **Casters (nesting models 6764C, 6765C only)**
(CX) C1 dual wheel carpet casters.
(ID) C9R dual wheel hard floor casters. Add \$17.
- **Mesh** (colors shown on website)
(U1) Black
(U2) Burgundy
(U3) Blue
(U4) Green

OPTIONAL FEATURES


- For additional caster options, please refer to the Arm and Caster section (page 358). *Optional casters may be priced higher than the standard casters for your chair and the difference will be charged. Lower priced optional casters will not be credited.*
- Pedestal base models have Black bases with 2" height adjustable cylinders, please specify:
(SH) Swivel, auto return to max height. No upcharge.
(SN) Non-swivel, auto return to max height. Add \$16.
(SC) Swivel, auto return to center and return to max height. Add \$26.

EXAMPLE SPRITZ ORDER CODE: MULTI-PURPOSE CHAIR

6763-6	-TC68	-TBL	-SD	-DM	-U2
Model #	Textile	Frame	Base	Casters	Mesh

EXAMPLE SPRITZ ORDER CODE: NESTING CHAIR

6765	-TC65	-TTU	-	-U3
Model #	Textile	Frame	Casters	Mesh

DESCRIPTION	FEATURES	MODEL #	STANDARD TEXTILE GRADES											
			1	2	3	4	5	6	7	8	9	10	11	12
 Multi-Purpose Chair w/Arms COM: 0.75 YD 0.69 M Unit weight: 22 LB 10 KG Carton weight: 29 LB 13.15 KG Carton volume: 9.75 FT³ 0.27 M³		6762-6	625	649	669	693	731	766	801	832	870	906	955	1024
			OVERALL DIMENSIONS			SEAT DIMENSIONS			BACK DIMENSIONS					
			W	D	H	W	D	H	W	H				
			IN 23.5	20.5	31	18	16.5	15.5-20.5	17	16.5				
			MM 597	521	787	457	419	394-521	432	419				
			RTA 1		courier		1 per carton							

DESCRIPTION	FEATURES	MODEL#	STANDARD TEXTILE GRADES											
			1	2	3	4	5	6	7	8	9	10	11	12



Multi-Purpose Chair w/Arms Pedestal Base
 COM: 0.75 YD | 0.69 M
 Unit weight: 22 LB | 10 KG
 Carton weight: 29 LB | 13.15 KG
 Carton volume: 9.75 FT³ | 0.27 MT³

OVERALL DIMENSIONS			SEAT DIMENSIONS			BACK DIMENSIONS					
W	D	H	W	D	H	W	H				
IN 23.5	20.5	34	18	16.5	16.5-18.5	17	16.5				
MM 597	521	864	457	419	419-470	432	419				
RTA 1			1 per carton								



Multi-Purpose Chair Armless
 COM: 0.75 YD | 0.69 M
 Unit weight: 21 LB | 9.5 KG
 Carton weight: 28 LB | 12.7 KG
 Carton volume: 9.75 FT³ | 0.27 MT³

OVERALL DIMENSIONS			SEAT DIMENSIONS			BACK DIMENSIONS					
W	D	H	W	D	H	W	H				
IN 20.5	20.5	31	18	16.5	15.5-20.5	17	16.5				
MM 521	521	787	457	419	394-521	432	419				
RTA 1			1 per carton								



Multi-Purpose Chair Armless Pedestal Base
 COM: 0.75 YD | 0.69 M
 Unit weight: 21 LB | 9.5 KG
 Carton weight: 28 LB | 12.7 KG
 Carton volume: 9.75 FT³ | 0.27 MT³

OVERALL DIMENSIONS			SEAT DIMENSIONS			BACK DIMENSIONS					
W	D	H	W	D	H	W	H				
IN 20.5	20.5	34	18	16.5	16.5-18.5	17	16.5				
MM 521	521	864	457	419	419-470	432	419				
RTA 1			1 per carton								



Flip Seat Nesting Chair Armless, Glides
 COM: 0.75 YD | 0.69 M
 Unit weight: 15 LB | 6.8 KG
 Carton weight: 23 LB | 10.43 KG
 Carton volume: 14 FT³ | 0.39 MT³

Ergonomic features:
G, M, N







OVERALL DIMENSIONS			SEAT DIMENSIONS			BACK DIMENSIONS					
W	D	H	W	D	H	W	H				
IN 20.5	23	33	18.5	17	17	17	16				
MM 521	584	838	470	432	432	432	406				
RTA 00			1 per carton								





Flip Seat Nesting Chair Armless, Casters
 COM: 0.75 YD | 0.69 M
 Unit weight: 15 LB | 6.8 KG
 Carton weight: 23 LB | 10.43 KG
 Carton volume: 14 FT³ | 0.39 MT³

Ergonomic features:
G, M, N

OVERALL DIMENSIONS			SEAT DIMENSIONS			BACK DIMENSIONS					
W	D	H	W	D	H	W	H				
IN 20.5	23	33	18.5	17	17	17	16				
MM 521	584	838	470	432	432	432	406				
RTA 00			1 per carton								

DESCRIPTION	FEATURES	MODEL#	STANDARD TEXTILE GRADES											
			1	2	3	4	5	6	7	8	9	10	11	12
 <p>Flip Seat Nesting Chair Armless, Front Casters COM: 0.75 YD 0.69 M Unit weight: 15 LB 6.8 KG Carton weight: 23 LB 10.43 KG Carton volume: 14 FT³ 0.39 MT³</p>	Ergonomic features: G, M, N	6764FC	524	548	568	592	630	665	700	731	769	805	854	923
			OVERALL DIMENSIONS W D H			SEAT DIMENSIONS W D H			BACK DIMENSIONS W H					
			IN	20.5	23	33	18.5	17	17	17	16			
			MM	521	584	838	470	432	432	432	406			
				RTA 00	1 per carton									
 <p>Flip Seat Nesting Armchair, Glides COM: 0.75 YD 0.69 M Unit weight: 16 LB 7.3 KG Carton weight: 24 LB 10.89 KG Carton volume: 14 FT³ 0.39 MT³</p>	Ergonomic features: G, M, N	6765	550	574	594	618	656	691	726	757	795	831	880	949
			OVERALL DIMENSIONS W D H			SEAT DIMENSIONS W D H			BACK DIMENSIONS W H					
			IN	23.75	23	33	18.5	17	17	17	16			
			MM	603	584	838	470	432	432	432	406			
				RTA 00	1 per carton									
 <p>Flip Seat Nesting Armchair, Casters COM: 0.75 YD 0.69 M Unit weight: 16 LB 7.3 KG Carton weight: 24 LB 10.89 KG Carton volume: 14 FT³ 0.39 MT³</p>	Ergonomic features: G, M, N	6765C	550	574	594	618	656	691	726	757	795	831	880	949
			OVERALL DIMENSIONS W D H			SEAT DIMENSIONS W D H			BACK DIMENSIONS W H					
			IN	23.75	23	33	18.5	17	17	17	16			
			MM	603	584	838	470	432	432	432	406			
				RTA 00	1 per carton									
 <p>Flip Seat Nesting Armchair, Front Casters COM: 0.75 YD 0.69 M Unit weight: 16 LB 7.3 KG Carton weight: 24 LB 10.89 KG Carton volume: 14 FT³ 0.39 MT³</p>	Ergonomic features: G, M, N	6765FC	550	574	594	618	656	691	726	757	795	831	880	949
			OVERALL DIMENSIONS W D H			SEAT DIMENSIONS W D H			BACK DIMENSIONS W H					
			IN	23.75	23	33	18.5	17	17	17	16			
			MM	603	584	838	470	432	432	432	406			
				RTA 00	1 per carton									
 <p>Multi-Purpose Stool Armless COM: 0.75 YD 0.69 M Unit weight: 21 LB 9.5 KG Carton weight: 28 LB 12.7 KG Carton volume: 9.75 FT³ 0.27 MT³</p>	Ergonomic features: G, M, N	6767-6	783	807	827	851	889	924	959	990	1028	1064	1113	1182
			OVERALL DIMENSIONS W D H			SEAT DIMENSIONS W D H			BACK DIMENSIONS W H					
			IN	20.5	20.5	42.5	18	16.5	22-32	17	16.5			
			MM	559	521	1080	457	419	559-813	432	419			
				RTA 1		1 per carton								

DESCRIPTION	FEATURES	MODEL#	STANDARD TEXTILE GRADES											
			1	2	3	4	5	6	7	8	9	10	11	12
 <p>Multi-Purpose Stool w/Arms COM: 0.75 YD 0.69 M Unit weight: 24 LB 10.9 KG Carton weight: 31 LB 14.06 KG Carton volume: 9.75 FT³ 0.27 MT³</p>		6768-6	808	832	852	876	914	949	984	1015	1053	1089	1138	1207
			OVERALL DIMENSIONS			SEAT DIMENSIONS			BACK DIMENSIONS					
			W	D	H	W	D	H	W	H				
			IN 23.5	20.5	42.5	18	16.5	22-32	17	16.5				
			MM 597	521	1080	457	419	559-813	432	419				
			RTA 1								1 per carton			

SPYKER



model 6791



model 6790

	Chair Stacking Capability	
	Stacks on floor	Stacks on dolly
Armless		
6791	up to 10 high	up to 12 high (use 6756)
With Arms		
6790	up to 7 high	up to 7 high (use 6756)




STANDARD FEATURES

- A comfortable, high quality, lightweight, all polymer stacking chair intended for use indoors or outdoors. Products must be stored inside during extreme and inclement weather. See Global's Outdoor Furniture warranty for additional information.
- Weather resistant, UV resistant, stain resistant and will not rust (no metal components or hardware).
- Chairs feature a perforated seat and back, reducing wind drag and preventing rain collection when used outdoors.
- Strength and durability come from the glass filler polymer. Evidence of this material may be visible on the surface and is often more evident in darker colors.
- Chair legs are equipped with translucent non-marking glides as standard. Suitable for outdoor environments, carpet and hard surface flooring.
- Active weight capacity for this series is 300 lbs.

- Chairs are available in 3 plastic colors:
(ALY) Alloy
(CHA) Char
(MLK) Milk

EXAMPLE SPYKER ORDER CODE:

6791	ALY
Model #	Finish

DESCRIPTION	FEATURES	MODEL #	STANDARD TEXTILE GRADES																																		
 <p>Armchair COM: N/A Unit weight: 10 LB 4.5 KG Carton weight: 12 LB 5.44 KG Carton volume: 16.25 FT³ 0.46 MT³</p>	Stacks 7 high on floor. Stacks 7 high on dolly.	List price 6790 308																																			
		<table border="1"> <thead> <tr> <th colspan="3">OVERALL DIMENSIONS</th> <th colspan="3">SEAT DIMENSIONS</th> <th colspan="2">BACK DIMENSIONS</th> </tr> <tr> <th>W</th> <th>D</th> <th>H</th> <th>W</th> <th>D</th> <th>H</th> <th>W</th> <th>H</th> </tr> </thead> <tbody> <tr> <td>IN 23.5</td> <td>21.5</td> <td>31.5</td> <td>16.5</td> <td>17</td> <td>17.5</td> <td>16.5</td> <td>15</td> </tr> <tr> <td>MM 597</td> <td>546</td> <td>800</td> <td>419</td> <td>432</td> <td>445</td> <td>419</td> <td>381</td> </tr> </tbody> </table>		OVERALL DIMENSIONS			SEAT DIMENSIONS			BACK DIMENSIONS		W	D	H	W	D	H	W	H	IN 23.5	21.5	31.5	16.5	17	17.5	16.5	15	MM 597	546	800	419	432	445	419	381	RTA 00 4 per carton (pricing and specifications are for one chair)	
		OVERALL DIMENSIONS			SEAT DIMENSIONS			BACK DIMENSIONS																													
		W	D	H	W	D	H	W	H																												
IN 23.5	21.5	31.5	16.5	17	17.5	16.5	15																														
MM 597	546	800	419	432	445	419	381																														
 <p>Armless Chair COM: N/A Unit weight: 9 LB 4.1 KG Carton weight: 11 LB 4.99 KG Carton volume: 14.25 FT³ 0.4 MT³</p>	Stacks 10 high on floor. Stacks 12 high on dolly.	List price 6791 277																																			
		<table border="1"> <thead> <tr> <th colspan="3">OVERALL DIMENSIONS</th> <th colspan="3">SEAT DIMENSIONS</th> <th colspan="2">BACK DIMENSIONS</th> </tr> <tr> <th>W</th> <th>D</th> <th>H</th> <th>W</th> <th>D</th> <th>H</th> <th>W</th> <th>H</th> </tr> </thead> <tbody> <tr> <td>IN 16.5</td> <td>21.5</td> <td>31.5</td> <td>16.5</td> <td>17</td> <td>17.5</td> <td>16.5</td> <td>15</td> </tr> <tr> <td>MM 419</td> <td>546</td> <td>800</td> <td>419</td> <td>432</td> <td>445</td> <td>419</td> <td>381</td> </tr> </tbody> </table>		OVERALL DIMENSIONS			SEAT DIMENSIONS			BACK DIMENSIONS		W	D	H	W	D	H	W	H	IN 16.5	21.5	31.5	16.5	17	17.5	16.5	15	MM 419	546	800	419	432	445	419	381	RTA 00 4 per carton (pricing and specifications are for one chair)	
		OVERALL DIMENSIONS			SEAT DIMENSIONS			BACK DIMENSIONS																													
		W	D	H	W	D	H	W	H																												
IN 16.5	21.5	31.5	16.5	17	17.5	16.5	15																														
MM 419	546	800	419	432	445	419	381																														
 <p>Chair Dolly COM: N/A Unit weight: 10 LB 4.5 KG Carton weight: 11 LB 4.99 KG Carton volume: 2.4 FT³ 0.06 MT³</p>		List price 6756 367																																			
		<table border="1"> <thead> <tr> <th colspan="3">OVERALL DIMENSIONS</th> <th colspan="3">SEAT DIMENSIONS</th> <th colspan="2">BACK DIMENSIONS</th> </tr> <tr> <th>W</th> <th>D</th> <th>H</th> <th>W</th> <th>D</th> <th>H</th> <th>W</th> <th>H</th> </tr> </thead> <tbody> <tr> <td>IN 20.75</td> <td>23</td> <td>9.25</td> <td>-</td> <td>-</td> <td>-</td> <td>-</td> <td>-</td> </tr> <tr> <td>MM 527</td> <td>584</td> <td>235</td> <td>-</td> <td>-</td> <td>-</td> <td>-</td> <td>-</td> </tr> </tbody> </table>		OVERALL DIMENSIONS			SEAT DIMENSIONS			BACK DIMENSIONS		W	D	H	W	D	H	W	H	IN 20.75	23	9.25	-	-	-	-	-	MM 527	584	235	-	-	-	-	-	RTA 00 1 per carton	
		OVERALL DIMENSIONS			SEAT DIMENSIONS			BACK DIMENSIONS																													
		W	D	H	W	D	H	W	H																												
IN 20.75	23	9.25	-	-	-	-	-																														
MM 527	584	235	-	-	-	-	-																														

STREAM



model 2075APP



model 2076NPU



model 2075NPPT



model 2075CSAPP

	Stream Chair Stacking Capability		Stream Stools Stacking Capability
	Stacks on floor	Stacks on dolly (2085)	Stacks on floor only
Four-Leg (Glide/Caster) + Sled Base Models			
Polypropylene seat	up to 5 high	up to 15 high	up to 5 high
Poly back & upholstered seat	up to 5 high	up to 10 high	up to 5 high
Upholstered seat & back	up to 5 high	up to 10 high	up to 5 high

Stream Stools and Task Seating



For stools and task seating, please see page 79.

EXAMPLE STREAM ORDER CODE:

2075NPP	-	-	-IVC	-FG	-CHM	-RG	-	-	-
Model #	Back textile	Seat textile	Seat/back finish	Frame w/ glide or casters	Frame finish	Glide or caster type	Bullet glide color	Tablet	Tablet finish

STANDARD FEATURES








- Stream series multi-purpose product includes: four-legged models, sled base models, tablet models, stools and task seating.
- Units available with or without arms. Arms match selected seat/back finish.
- Bases are available in paint and plated finishes. See options column.
- Four-legged chairs are standard with non-marking nylon bullet glides (FG). Bullet glides can be specified in any plastic color (including a natural color). Bullet glides are not recommended for LVT flooring. Casters are available with upcharge.
- Sled chairs are available with Black or opaque non marking glides.
- Four-legged and sled models are stackable on dolly 2085. Please see stacking chart below for details.
- Upholstered models are equipped with a color coordinated shroud under the seat to help prevent frame imprints on the lower chair while stacked.
- Four-legged and sled chair styles are available as tablet models. Tablet and backpack rack models do not stack.
- Tablet arms are rugged and meet ANSI/BIFMA testing requirements. Tablet hinges up to allow ease of egress and slide forward + back to accommodate most users.
- Standard tablet (D8) size is 18"D x 14.5"W and is made of Black polymer. Tablets are attached at the left or right (as seated).
- Upholstery options: fabric, vinyl or leather. Vinyl and leather models may feature stitch detail across the seat and/or back cushions, if applicable.

OPTIONAL FEATURES

- Polypropylene seats and backs are available in 14 colors: Buzz Blue (BZB), Cactus (CCT), Carrot (CRO), Cloud (IVC), Dijon (DJN), Eggplant (EGP), Fog (FOG), Frost (FRO), Ink (INK), Latte (LAB), Night (BLK), Sand (SND), Scarlet (SAR) and Shadow (SHW). Please specify.
- Several glide options are available. Glides must be chosen to best suit flooring type and site conditions. For more information, please refer to the glide section (page 359).
- Four-legged chairs are optionally available with casters, please specify (FC). Add \$108.
- For carpet casters, please specify (DC). No additional upcharge.
- For hard surface flooring casters, please specify (RC). Add \$18.
- An optional 18.5"D x 18.5"W high pressure laminate writing tablet is available. The core is hardwood veneer plywood with a radiused edge and finished in clear lacquer. This writing tablet is offered in the following finishes: Black (BLK), Clear Maple (CMB), Designer White (DWT) and Noce Grigio (NGL). Please specify. Add \$68.

Please add option codes in the following order:

- Model number**
2075 Four-legged chair
2075BR Four-legged chair w/backpack rack
2075BS Bar stool
2075CS Counter stool
2076 Sled base chair
- Arm suffix (add to end of model #)
(A) Chair with arms.
(N) Chair without arms.
- Upholstery suffix (add to end of model #)
(PP) Plastic back, plastic seat.
(PU) Plastic back, upholstered seat.
(UU) Upholstered back, upholstered seat.
- Tablet suffix (add to end of model #)
(T) Ordering w/tablet surface (chair models only).
- Textile**
Specify textile code for back (UU models only). Specify textile code for seat (PU, UU models only).
- Seat/back finish (no upcharge)**
(BZB) Buzz Blue **(FRO)** Frost
(CCT) Cactus **(INK)** Ink
(CRO) Carrot **(LAB)** Latte
(IVC) Cloud **(BLK)** Night
(DJN) Dijon **(SND)** Sand
(EGP) Eggplant **(SAR)** Scarlet
(FOG) Fog **(SHW)** Shadow
- Frame with bullet glides or casters (four-legged chair models only)**
(FG) Glides.
(FC) Casters. Add \$108.
- Caster type (if applicable)**
(DC) C107 carpet.
(RC) C107R hard floor. Add \$18.
- Frame finish**
For leg frame finish options, please see page 380. Upcharges apply for plated finishes:
(CHM) Chrome. Add \$25 for armchairs. Add \$49 for stools.
(BCH) Brushed Chrome. Add \$138 for armchairs. Add \$212 for stools.
(SBR) Satin Brass. Add \$217 for armchairs. Add \$341 for stools.
(ACO) Antique Copper. Add \$217 for armchairs. Add \$341 for stools.
- Glide type (four-legged chair models only)**
(BG) Bullet glides for some hard floor/carpeted surfaces. Choose bullet glide color. (standard)
(FG) Glides w/felt pads are available for vinyl sheet, cork or laminate flooring, please specify. Add \$19.
(RG) Glides with rubber pads are available for vinyl, hardwood, laminate, stone or ceramic flooring, please specify. Add \$19.
(SG) Glides with stainless steel pads are available for carpet or rubber flooring, please specify. Add \$19.
- Bullet glide color (four-legged chair models only)**
(BZB) Buzz Blue **(INK)** Ink
(CCT) Cactus **(LAB)** Latte
(CRO) Carrot **(NAT)** Natural
(IVC) Cloud **(BLK)** Night
(DJN) Dijon **(SND)** Sand
(EGP) Eggplant **(SAR)** Scarlet
(FOG) Fog **(SHW)** Shadow
(FRO) Frost
- Sled chair glides type (sled chair models only)**
(GL) Black glides.
(NM) Opaque non-marking glides.
- Tablet**
(LT) Left
(RT) Right
- Tablet finish**
(D8) Black polymer. No upcharge.
(BLK) Black laminate. Add \$68.
(CMB) Clear Maple laminate. Add \$68.
(DWT) Designer White laminate. Add \$68.
(NGL) Noce Grigio laminate. Add \$68.

DESCRIPTION	FEATURES	MODEL#	STANDARD TEXTILE GRADES											
 <p>Armchair COM: N/A Unit weight: 13 LB 5.9 KG Carton weight: 16.25 LB 7.37 KG Carton volume: 26.75 FT³ 0.75 MT³</p>	<p>Polypropylene seat & back. Bullet glides or casters. Stacks 5 high on floor. Stacks 15 high on dolly.</p>	List price												
		2075APP	436											
		OVERALL DIMENSIONS			SEAT DIMENSIONS			BACK DIMENSIONS						
		W	D	H	W	D	H	W	H					
IN 24	25	33.25	18	18	17	16	16.5							
MM 610	635	845	457	457	432	406	419							
<div style="display: flex; align-items: center;"> <div style="border: 1px solid black; padding: 2px; margin-right: 5px;">RTA 00</div> 4 per carton (pricing and specifications are for one seat unit) </div>														
 <p>2075APU</p>	 <p>2075AUU</p>	List price												
		2075APU	616	640	660	684	722	757	792	823	861	897	946	1015
		Upholstered seat												
		2075AUU	741	765	786	809	846	882	918	948	986	1023	1071	1140
Upholstered seat & back														
OVERALL DIMENSIONS			SEAT DIMENSIONS			BACK DIMENSIONS								
W	D	H	W	D	H	W	H							
IN 24	25	33.25	18	18	17.5	16	16							
MM 610	635	845	457	457	445	406	406							
<div style="display: flex; align-items: center;"> <div style="border: 1px solid black; padding: 2px; margin-right: 5px;">RTA 00</div> 4 per carton (pricing and specifications are for one seat unit) </div>														
 <p>Armless Chair COM: N/A Unit weight: 9 LB 4.1 KG Carton weight: 12.25 LB 5.56 KG Carton volume: 19.25 FT³ 0.54 MT³</p>	<p>Polypropylene seat & back. Bullet glides or casters. Stacks 5 high on floor. Stacks 15 high on dolly.</p>	List price												
		2075NPP	373											
		OVERALL DIMENSIONS			SEAT DIMENSIONS			BACK DIMENSIONS						
		W	D	H	W	D	H	W	H					
IN 20.5	25	33.25	18	18	18	16	16.5							
MM 521	635	845	457	457	457	406	419							
<div style="display: flex; align-items: center;"> <div style="border: 1px solid black; padding: 2px; margin-right: 5px;">RTA 00</div> 4 per carton (pricing and specifications are for one seat unit) </div>														
 <p>2075NPU</p>	 <p>2075NUU</p>	List price												
		2075NPU	554	578	598	622	660	695	730	761	799	835	884	953
		Upholstered seat												
		2075NUU	679	703	724	747	784	820	856	886	924	961	1009	1078
Upholstered seat & back														
OVERALL DIMENSIONS			SEAT DIMENSIONS			BACK DIMENSIONS								
W	D	H	W	D	H	W	H							
IN 20.5	25	33.25	18	18	17.5	16	16							
MM 521	635	845	457	457	445	406	406							
<div style="display: flex; align-items: center;"> <div style="border: 1px solid black; padding: 2px; margin-right: 5px;">RTA 00</div> 4 per carton (pricing and specifications are for one seat unit) </div>														
 <p>Armchair w/Tablet COM: N/A Unit weight: 19 LB 8.6 KG Carton weight: 28 LB 12.7 KG Carton volume: 17.5 FT³ 0.49 MT³</p>	<p>Polypropylene seat & back. Bullet glides or casters. Does not stack.</p>	List price												
		2075APPT	711											
		OVERALL DIMENSIONS			SEAT DIMENSIONS			BACK DIMENSIONS						
		W	D	H	W	D	H	W	H					
IN 26.5	27.25	33.25	18	18	17	16	16.5							
MM 673	692	845	457	457	432	406	419							
<div style="display: flex; align-items: center;"> <div style="border: 1px solid black; padding: 2px; margin-right: 5px;">RTA 00</div> 1 per carton </div>														

DESCRIPTION	FEATURES	MODEL#	STANDARD TEXTILE GRADES											
			1	2	3	4	5	6	7	8	9	10	11	12



2075APUT



2075AUUT

Armchair w/Tablet

COM: 0.75 YD | 0.69 M
 Unit weight: 24 LB | 10.9 KG
 Carton weight: 33 LB | 14.97 KG
 Carton volume: 17.5 FT³ | 0.49 MT³

Bullet glides or casters.
 Does not stack.

MODEL#	STANDARD TEXTILE GRADES											
	1	2	3	4	5	6	7	8	9	10	11	12
2075APUT	841	865	885	909	947	982	1017	1048	1086	1122	1171	1240
Upholstered seat												
2075AUUT	966	990	1011	1034	1071	1107	1143	1173	1211	1248	1296	1365
Upholstered seat & back												
OVERALL DIMENSIONS	SEAT DIMENSIONS			BACK DIMENSIONS								
	W	D	H	W	D	H	W	H				
IN	26.5	27.25	33.25	18	18	17.5	16	16				
MM	673	692	845	457	457	445	406	406				

RTA 00 1 per carton



Armless Chair w/Tablet

COM: N/A
 Unit weight: 19 LB | 8.6 KG
 Carton weight: 28 LB | 12.7 KG
 Carton volume: 17.5 FT³ | 0.49 MT³

Polypropylene seat & back.
 Bullet glides or casters.
 Does not stack.

List price												
2075NPPT	648											
OVERALL DIMENSIONS	SEAT DIMENSIONS			BACK DIMENSIONS								
	W	D	H	W	D	H	W	H				
IN	25	27.25	33.25	18	18	17	16	16.5				
MM	635	692	845	457	457	432	406	419				

RTA 00 1 per carton



2075NPUT



2075NUUT

Armless Chair w/Tablet

COM: 0.75 YD | 0.69 M
 Unit weight: 22 LB | 10 KG
 Carton weight: 29 LB | 13.15 KG
 Carton volume: 14.75 FT³ | 0.41 MT³

Bullet glides or casters.
 Does not stack.

MODEL#	STANDARD TEXTILE GRADES											
	1	2	3	4	5	6	7	8	9	10	11	12
2075NPUT	778	802	822	846	884	919	954	985	1023	1059	1108	1177
Upholstered seat												
2075NUUT	903	927	948	971	1008	1044	1079	1110	1148	1184	1233	1302
Upholstered seat & back												
OVERALL DIMENSIONS	SEAT DIMENSIONS			BACK DIMENSIONS								
	W	D	H	W	D	H	W	H				
IN	25	27.25	33.25	18	18	17.5	16	16				
MM	635	692	845	457	457	445	406	406				

RTA 00 1 per carton



Armchair w/Backpack Rack

COM: N/A
 Unit weight: 17 LB | 7.7 KG
 Carton weight: 25.5 LB | 11.57 KG
 Carton volume: 15.5 FT³ | 0.43 MT³

Polypropylene seat & back.
 Bullet glides or casters.
 Does not stack.

List price												
2075BRAPP	579											
OVERALL DIMENSIONS	SEAT DIMENSIONS			BACK DIMENSIONS								
	W	D	H	W	D	H	W	H				
IN	24	25	33.25	18	18	17	16	16.5				
MM	610	635	845	457	457	432	406	419				

RTA 00 1 per carton



2075BRAPU



2075BRAUU








Armchair w/Backpack Rack

COM: 0.75 YD | 0.69 M
 Unit weight: 20 LB | 9.1 KG
 Carton weight: 27 LB | 12.25 KG
 Carton volume: 14 FT³ | 0.39 MT³

Bullet glides or casters.
 Does not stack.

MODEL#	STANDARD TEXTILE GRADES											
	1	2	3	4	5	6	7	8	9	10	11	12
2075BRAPU	711	735	755	779	817	852	887	918	956	992	1041	1110
Upholstered seat												
2075BRAUU	835	859	880	903	940	976	1011	1042	1080	1116	1165	1234
Upholstered seat & back												
OVERALL DIMENSIONS	SEAT DIMENSIONS			BACK DIMENSIONS								
	W	D	H	W	D	H	W	H				
IN	24	25	33.25	18	18	17.5	16	16				
MM	610	635	845	457	457	445	406	406				

RTA 00 1 per carton

DESCRIPTION	FEATURES	MODEL#	STANDARD TEXTILE GRADES																																		
 <p>Armless Chair w/Backpack Rack COM: N/A Unit weight: 13 LB 5.9 KG Carton weight: 21 LB 9.53 KG Carton volume: 14.25 FT³ 0.4 MT³</p>	<p>Polypropylene seat & back. Bullet glides or casters. Does not stack.</p>	List price																																			
		2075BRNPP 517																																			
		OVERALL DIMENSIONS			SEAT DIMENSIONS			BACK DIMENSIONS																													
		W	D	H	W	D	H	W	H																												
IN 20.5	25	33.25	18	18	18	16	16.5																														
MM 521	635	845	457	457	457	406	419																														
<div style="display: flex; align-items: center;"> <div style="border: 1px solid black; padding: 2px; margin-right: 5px;">RTA 00</div> 1 per carton </div>																																					
<table border="1" style="width: 100%; text-align: center;"> <thead> <tr> <th></th> <th>1</th><th>2</th><th>3</th><th>4</th><th>5</th><th>6</th><th>7</th><th>8</th><th>9</th><th>10</th><th>11</th><th>12</th> </tr> </thead> <tbody> <tr> <td>2075BRNPU</td> <td>648</td><td>672</td><td>692</td><td>716</td><td>754</td><td>789</td><td>824</td><td>855</td><td>893</td><td>929</td><td>978</td><td>1047</td> </tr> </tbody> </table> <p>Upholstered seat</p>													1	2	3	4	5	6	7	8	9	10	11	12	2075BRNPU	648	672	692	716	754	789	824	855	893	929	978	1047
	1	2	3	4	5	6	7	8	9	10	11	12																									
2075BRNPU	648	672	692	716	754	789	824	855	893	929	978	1047																									
<table border="1" style="width: 100%; text-align: center;"> <thead> <tr> <th></th> <th>1</th><th>2</th><th>3</th><th>4</th><th>5</th><th>6</th><th>7</th><th>8</th><th>9</th><th>10</th><th>11</th><th>12</th> </tr> </thead> <tbody> <tr> <td>2075BRNUU</td> <td>773</td><td>797</td><td>818</td><td>841</td><td>878</td><td>914</td><td>949</td><td>980</td><td>1018</td><td>1054</td><td>1103</td><td>1172</td> </tr> </tbody> </table> <p>Upholstered seat & back</p>													1	2	3	4	5	6	7	8	9	10	11	12	2075BRNUU	773	797	818	841	878	914	949	980	1018	1054	1103	1172
	1	2	3	4	5	6	7	8	9	10	11	12																									
2075BRNUU	773	797	818	841	878	914	949	980	1018	1054	1103	1172																									
 <p>2075BRNPU</p>  <p>2075BRNUU</p>	<p>Bullet glides or casters. Does not stack.</p>	List price																																			
		2075BRNPU 648																																			
		OVERALL DIMENSIONS			SEAT DIMENSIONS			BACK DIMENSIONS																													
		W	D	H	W	D	H	W	H																												
IN 20.5	25	33.25	18	18	17.5	16	16																														
MM 521	635	845	457	457	445	406	406																														
<div style="display: flex; align-items: center;"> <div style="border: 1px solid black; padding: 2px; margin-right: 5px;">RTA 00</div> 1 per carton </div>																																					
 <p>Armchair w/Backpack Rack and Tablet COM: N/A Unit weight: 23 LB 10.5 KG Carton weight: 32 LB 14.51 KG Carton volume: 17.5 FT³ 0.49 MT³</p>	<p>Polypropylene seat & back. Bullet glides or casters. Does not stack.</p>	List price																																			
		2075BRAPPT 854																																			
		OVERALL DIMENSIONS			SEAT DIMENSIONS			BACK DIMENSIONS																													
		W	D	H	W	D	H	W	H																												
IN 26.5	27.25	33.25	18	18	17	16	16.5																														
MM 673	692	845	457	457	432	406	419																														
<div style="display: flex; align-items: center;"> <div style="border: 1px solid black; padding: 2px; margin-right: 5px;">RTA 00</div> 1 per carton </div>																																					
<table border="1" style="width: 100%; text-align: center;"> <thead> <tr> <th></th> <th>1</th><th>2</th><th>3</th><th>4</th><th>5</th><th>6</th><th>7</th><th>8</th><th>9</th><th>10</th><th>11</th><th>12</th> </tr> </thead> <tbody> <tr> <td>2075BRAPUT</td> <td>984</td><td>1008</td><td>1028</td><td>1052</td><td>1090</td><td>1125</td><td>1160</td><td>1191</td><td>1229</td><td>1265</td><td>1314</td><td>1383</td> </tr> </tbody> </table> <p>Upholstered seat</p>													1	2	3	4	5	6	7	8	9	10	11	12	2075BRAPUT	984	1008	1028	1052	1090	1125	1160	1191	1229	1265	1314	1383
	1	2	3	4	5	6	7	8	9	10	11	12																									
2075BRAPUT	984	1008	1028	1052	1090	1125	1160	1191	1229	1265	1314	1383																									
<table border="1" style="width: 100%; text-align: center;"> <thead> <tr> <th></th> <th>1</th><th>2</th><th>3</th><th>4</th><th>5</th><th>6</th><th>7</th><th>8</th><th>9</th><th>10</th><th>11</th><th>12</th> </tr> </thead> <tbody> <tr> <td>2075BRAUUT</td> <td>1109</td><td>1133</td><td>1154</td><td>1177</td><td>1214</td><td>1250</td><td>1286</td><td>1316</td><td>1354</td><td>1391</td><td>1439</td><td>1508</td> </tr> </tbody> </table> <p>Upholstered seat & back</p>													1	2	3	4	5	6	7	8	9	10	11	12	2075BRAUUT	1109	1133	1154	1177	1214	1250	1286	1316	1354	1391	1439	1508
	1	2	3	4	5	6	7	8	9	10	11	12																									
2075BRAUUT	1109	1133	1154	1177	1214	1250	1286	1316	1354	1391	1439	1508																									
 <p>2075BRAPUT</p>  <p>2075BRAUUT</p>	<p>Bullet glides or casters. Does not stack.</p>	List price																																			
		2075BRAUUT 1109																																			
		OVERALL DIMENSIONS			SEAT DIMENSIONS			BACK DIMENSIONS																													
		W	D	H	W	D	H	W	H																												
IN 26.5	27.25	33.25	18	18	17.5	16	16																														
MM 673	692	845	457	457	445	406	406																														
<div style="display: flex; align-items: center;"> <div style="border: 1px solid black; padding: 2px; margin-right: 5px;">RTA 00</div> 1 per carton </div>																																					
 <p>Armless Chair w/Backpack Rack and Tablet COM: N/A Unit weight: 23 LB 10.5 KG Carton weight: 32 LB 14.51 KG Carton volume: 17.5 FT³ 0.49 MT³</p>	<p>Polypropylene seat & back. Bullet glides or casters. Does not stack.</p>	List price																																			
		2075BRNPPT 792																																			
		OVERALL DIMENSIONS			SEAT DIMENSIONS			BACK DIMENSIONS																													
		W	D	H	W	D	H	W	H																												
IN 25	27.25	33.25	18	18	17	16	16.5																														
MM 635	692	845	457	457	432	406	419																														
<div style="display: flex; align-items: center;"> <div style="border: 1px solid black; padding: 2px; margin-right: 5px;">RTA 00</div> 1 per carton </div>																																					

DESCRIPTION	FEATURES	MODEL#	STANDARD TEXTILE GRADES											
			1	2	3	4	5	6	7	8	9	10	11	12



2075BRNPUT



2075BRNUUT

Armless Chair w/Backpack Rack and Tablet

COM: 0.75 YD | 0.69 M
 Unit weight: 26 LB | 11.8 KG
 Carton weight: 35 LB | 15.88 KG
 Carton volume: 17.5 FT³ | 0.49 MT³

Bullet glides or casters.
 Does not stack.

OVERALL DIMENSIONS			SEAT DIMENSIONS			BACK DIMENSIONS	
W	D	H	W	D	H	W	H
IN 25	27.25	33.25	18	18	17.5	16	16
MM 635	692	845	457	457	445	406	406

RTA 00 1 per carton



Bar Stool w/Arms

COM: N/A
 Unit weight: 21 LB | 9.5 KG
 Carton weight: 25 LB | 11.34 KG
 Carton volume: 21.5 FT³ | 0.6 MT³

Polypropylene seat & back.
 Stacks 5 high on floor.

List price

2075BSAPP 635

OVERALL DIMENSIONS			SEAT DIMENSIONS			BACK DIMENSIONS	
W	D	H	W	D	H	W	H
IN 24	24.75	45	18	18	29	16	16.5
MM 610	629	1143	457	457	737	406	419

RTA 00 2 per carton (pricing and specifications are for one seat unit)



2075BSAPU



2075BSAUU

Bar Stool w/Arms

COM: 0.75 YD | 0.69 M
 Unit weight: 24 LB | 10.9 KG
 Carton weight: 28 LB | 12.7 KG
 Carton volume: 21.5 FT³ | 0.6 MT³

Stacks 5 high on floor.

1	2	3	4	5	6	7	8	9	10	11	12
---	---	---	---	---	---	---	---	---	----	----	----

2075BSAPU 816 840 860 884 922 957 992 1023 1061 1097 1146 1215
 Upholstered seat

2075BSAUU 940 964 985 1008 1045 1081 1117 1147 1185 1222 1270 1339
 Upholstered seat & back

OVERALL DIMENSIONS			SEAT DIMENSIONS			BACK DIMENSIONS	
W	D	H	W	D	H	W	H
IN 24	24.75	45	18	18	29.5	16	16
MM 610	629	1143	457	457	749	406	406

RTA 00 2 per carton (pricing and specifications are for one seat unit)



Armless Bar Stool

COM: N/A
 Unit weight: 17 LB | 7.7 KG
 Carton weight: 21 LB | 9.53 KG
 Carton volume: 17.75 FT³ | 0.5 MT³

Polypropylene seat & back.
 Stacks 5 high on floor.

List price

2075BSNPP 573

OVERALL DIMENSIONS			SEAT DIMENSIONS			BACK DIMENSIONS	
W	D	H	W	D	H	W	H
IN 22	24.75	45	18	18	29	16	16.5
MM 559	629	1143	457	457	737	406	419

RTA 00 2 per carton (pricing and specifications are for one seat unit)



2075BSNPU



2075BSNUU

Armless Bar Stool

COM: 0.75 YD | 0.69 M
 Unit weight: 20 LB | 9.1 KG
 Carton weight: 24 LB | 10.89 KG
 Carton volume: 17.75 FT³ | 0.5 MT³

Stacks 5 high on floor.





1	2	3	4	5	6	7	8	9	10	11	12
---	---	---	---	---	---	---	---	---	----	----	----









2075BSNPU 753 777 797 821 859 894 929 960 998 1034 1083 1152
 Upholstered seat




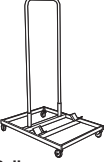

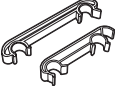
2075BSNUU 878 902 923 946 983 1019 1055 1085 1123 1160 1208 1277
 Upholstered seat & back

OVERALL DIMENSIONS			SEAT DIMENSIONS			BACK DIMENSIONS	
W	D	H	W	D	H	W	H
IN 22	24.75	45	18	18	29.5	16	16
MM 559	629	1143	457	457	749	406	406

RTA 00 2 per carton (pricing and specifications are for one seat unit)

DESCRIPTION	FEATURES	MODEL#	STANDARD TEXTILE GRADES																						
 <p>Counter Stool w/Arms COM: N/A Unit weight: 20 LB 9.1 KG Carton weight: 24 LB 10.89 KG Carton volume: 21.5 FT³ 0.6 MT³</p>	Polypropylene seat & back. Stacks 5 high on floor.	List price																							
		2075CSAPP	573																						
		OVERALL DIMENSIONS			SEAT DIMENSIONS			BACK DIMENSIONS																	
		W	D	H	W	D	H	W	H																
IN 24 MM 610	24.75 629	40 1016	18 457	18 457	24 610	16 406	16.5 419																		
		RTA 00	2 per carton (pricing and specifications are for one seat unit)																						
												1	2	3	4	5	6	7	8	9	10	11	12		
												2075CSAPU	753	777	797	821	859	894	929	960	998	1034	1083	1152	
												Upholstered seat													
												2075CSAAU	878	902	923	946	983	1019	1055	1085	1123	1160	1208	1277	
												Upholstered seat & back													
												OVERALL DIMENSIONS			SEAT DIMENSIONS			BACK DIMENSIONS							
												W	D	H	W	D	H	W	H						
												IN 24 MM 610	24.75 629	40 1016	18 457	18 457	24.5 622	16 406	16 406						
		RTA 00	2 per carton (pricing and specifications are for one seat unit)																						
 <p>Counter Stool w/Arms COM: 0.75 YD 0.69 M Unit weight: 23 LB 10.5 KG Carton weight: 27 LB 12.25 KG Carton volume: 21.5 FT³ 0.6 MT³</p>	Stacks 5 high on floor.	List price																							
		2075CSAPU	753																						
		2075CSAAU	878																						
												OVERALL DIMENSIONS			SEAT DIMENSIONS			BACK DIMENSIONS							
												W	D	H	W	D	H	W	H						
												IN 24 MM 610	24.75 629	40 1016	18 457	18 457	24.5 622	16 406	16 406						
		RTA 00	2 per carton (pricing and specifications are for one seat unit)																						
 <p>Armless Counter Stool COM: N/A Unit weight: 16 LB 7.3 KG Carton weight: 20 LB 9.07 KG Carton volume: 19 FT³ 0.53 MT³</p>	Polypropylene seat & back. Stacks 5 high on floor.	List price																							
		2075CSNPP	510																						
		OVERALL DIMENSIONS			SEAT DIMENSIONS			BACK DIMENSIONS																	
		W	D	H	W	D	H	W	H																
IN 22 MM 559	24.75 629	40 1016	18 457	18 457	24 610	16 406	16.5 419																		
		RTA 00	2 per carton (pricing and specifications are for one seat unit)																						
												1	2	3	4	5	6	7	8	9	10	11	12		
												2075CSNPU	691	715	735	759	797	832	867	898	936	972	1021	1090	
												Upholstered seat													
												2075CSNUU	816	840	861	884	921	957	993	1023	1061	1098	1146	1215	
												Upholstered seat & back													
												OVERALL DIMENSIONS			SEAT DIMENSIONS			BACK DIMENSIONS							
												W	D	H	W	D	H	W	H						
												IN 22 MM 559	24.75 629	40 1016	18 457	18 457	24.5 622	16 406	16 406						
		RTA 00	2 per carton (pricing and specifications are for one seat unit)																						
 <p>Armless Counter Stool COM: 0.75 YD 0.69 M Unit weight: 19 LB 8.6 KG Carton weight: 23 LB 10.43 KG Carton volume: 19 FT³ 0.53 MT³</p>	Stacks 5 high on floor.	List price																							
		2076APP	523																						
		OVERALL DIMENSIONS			SEAT DIMENSIONS			BACK DIMENSIONS																	
		W	D	H	W	D	H	W	H																
IN 24 MM 610	25 635	33.25 845	18 457	18 457	17 432	16 406	16.5 419																		
		RTA 00	4 per carton (pricing and specifications are for one seat unit)																						

DESCRIPTION	FEATURES	MODEL#	STANDARD TEXTILE GRADES											
			1	2	3	4	5	6	7	8	9	10	11	12
 2076APU	 2076AUU		2076APU 704 728 748 772 810 845 880 911 949 985 1034 1103 Upholstered seat											
			2076AUU 828 852 872 896 934 969 1004 1035 1073 1109 1158 1227 Upholstered seat & back											
Armchair w/Sled Base COM: 0.75 YD 0.69 M Unit weight: 17 LB 7.7 KG Carton weight: 20.25 LB 9.19 KG Carton volume: 26.75 FT ³ 0.75 MT ³			Stacks 5 high on floor. Stacks 10 high on dolly.			OVERALL DIMENSIONS W D H			SEAT DIMENSIONS W D H			BACK DIMENSIONS W H		
			IN 24 25 33.25 18 18 17.5 16 16 MM 610 635 845 457 457 445 406 406			RTA 00			4 per carton (pricing and specifications are for one seat unit)					
 2076NPP			List price											
			2076NPP 461											
Armless Chair w/Sled Base COM: N/A Unit weight: 10 LB 4.5 KG Carton weight: 13.25 LB 6.01 KG Carton volume: 19.25 FT ³ 0.54 MT ³			Polypropylene seat & back. Stacks 5 high on floor. Stacks 15 high on dolly.			OVERALL DIMENSIONS W D H			SEAT DIMENSIONS W D H			BACK DIMENSIONS W H		
			IN 20.5 25 33.25 18 18 18 16 16.5 MM 521 635 845 457 457 457 406 419			RTA 00			4 per carton (pricing and specifications are for one seat unit)					
 2076NPU	 2076NUU		2076NPU 642 666 686 710 748 783 818 849 887 923 972 1041 Upholstered seat											
			2076NUU 765 789 809 833 871 906 941 972 1010 1046 1095 1164 Upholstered seat & back											
Armless Chair w/Sled Base COM: 0.75 YD 0.69 M Unit weight: 13 LB 5.9 KG Carton weight: 16.25 LB 7.37 KG Carton volume: 19.25 FT ³ 0.54 MT ³			Stacks 5 high on floor. Stacks 10 high on dolly.			OVERALL DIMENSIONS W D H			SEAT DIMENSIONS W D H			BACK DIMENSIONS W H		
			IN 20.5 25 33.25 18 18 17.5 16 16 MM 521 635 845 457 457 445 406 406			RTA 00			4 per carton (pricing and specifications are for one seat unit)					
 2076APPT			List price											
			2076APPT 797											
Armchair w/Sled Base and Tablet COM: N/A Unit weight: 20 LB 9.1 KG Carton weight: 27 LB 12.25 KG Carton volume: 14.75 FT ³ 0.41 MT ³			Polypropylene seat & back. Does not stack.			OVERALL DIMENSIONS W D H			SEAT DIMENSIONS W D H			BACK DIMENSIONS W H		
			IN 26.5 27.25 33.25 18 18 17 16 16.5 MM 673 692 845 457 457 432 406 419			RTA 00			1 per carton					
 2076APUT	 2076AUUT		2076APUT 928 952 972 996 1034 1069 1104 1135 1173 1209 1258 1327 Upholstered seat											
			2076AUUT 1053 1077 1098 1121 1158 1194 1230 1260 1298 1335 1383 1452 Upholstered seat & back											
Armchair w/Sled Base and Tablet COM: 0.75 YD 0.69 M Unit weight: 25 LB 11.4 KG Carton weight: 32 LB 14.51 KG Carton volume: 14.75 FT ³ 0.41 MT ³			Does not stack.			OVERALL DIMENSIONS W D H			SEAT DIMENSIONS W D H			BACK DIMENSIONS W H		
			IN 26.5 27.25 33.25 18 18 17.5 16 16 MM 673 692 845 457 457 445 406 406			RTA 00			1 per carton					

DESCRIPTION	FEATURES	MODEL#	STANDARD TEXTILE GRADES																					
 <p>Armless Chair w/Sled Base and Tablet COM: N/A Unit weight: 20 LB 9.1 KG Carton weight: 27 LB 12.25 KG Carton volume: 14.75 FT³ 0.41 MT³</p>	<p>Polypropylene seat & back. Does not stack.</p>	List price																						
		2076NPPT	735																					
		OVERALL DIMENSIONS			SEAT DIMENSIONS			BACK DIMENSIONS																
		W	D	H	W	D	H	W	H															
IN	26.5	27.25	33.25	18	18	17	16	16.5																
MM	673	692	845	457	457	432	406	419																
		RTA 00	1 per carton																					
												1	2	3	4	5	6	7	8	9	10	11	12	
												2076NPPT	866	890	910	934	972	1007	1042	1073	1111	1147	1196	1265
												Upholstered seat												
												2076NUUT	991	1015	1036	1059	1096	1132	1168	1198	1236	1273	1321	1390
												Upholstered seat & back												
OVERALL DIMENSIONS			SEAT DIMENSIONS			BACK DIMENSIONS																		
W	D	H	W	D	H	W	H																	
IN	25	27.25	33.25	18	18	17.5	16	16																
MM	635	692	845	457	457	445	406	406																
		RTA 00	1 per carton																					
  <p>Armless Chair w/Sled Base and Tablet COM: 0.75 YD 0.69 M Unit weight: 23 LB 10.5 KG Carton weight: 30 LB 13.61 KG Carton volume: 14.75 FT³ 0.41 MT³</p>	<p>Does not stack.</p>	List price																						
		2076NPUT	866																					
		OVERALL DIMENSIONS			SEAT DIMENSIONS			BACK DIMENSIONS																
		W	D	H	W	D	H	W	H															
IN	25	27.25	33.25	18	18	17.5	16	16																
MM	635	692	845	457	457	445	406	406																
		RTA 00	1 per carton																					
 <p>Dolly COM: N/A Unit weight: 32 LB 14.5 KG Carton weight: 41 LB 18.6 KG Carton volume: 6.75 FT³ 0.19 MT³</p>	<p>Accommodates 10-15 chairs depending on model.</p>	List price																						
		2085	775																					
		OVERALL DIMENSIONS			SEAT DIMENSIONS			BACK DIMENSIONS																
		W	D	H	W	D	H	W	H															
IN	24	33.5	53	-	-	-	-	-																
MM	610	851	1346	-	-	-	-	-																
		RTA 00	1 per carton																					
 <p>Ganging Clamps - Set of 2 COM: N/A Unit weight: 0.09 LB 0.04 KG Carton weight: 0.2 LB 0.09 KG Carton volume: 1 FT³ 0.02 MT³</p>	<p>For use with armchair models. Chair clearance 0.25"</p>	List price																						
		5233	15																					
		OVERALL DIMENSIONS			SEAT DIMENSIONS			BACK DIMENSIONS																
		W	D	H	W	D	H	W	H															
IN	0.87	7.75	1.5	-	-	-	-	-																
MM	22	197	38	-	-	-	-	-																
		RTA 00	Pricing is for the set, specifications are for one clamp																					
												courier												
 <p>Ganging Brackets - Set of 2 COM: N/A Unit weight: 23 LB 10.5 KG Carton weight: 30 LB 13.61 KG Carton volume: 14.75 FT³ 0.41 MT³</p>	<p>For use with armless models. Chair clearance 0.25"</p>	List price																						
		6522	16																					
		OVERALL DIMENSIONS			SEAT DIMENSIONS			BACK DIMENSIONS																
		W	D	H	W	D	H	W	H															
IN	0.87	7.75	1.5	-	-	-	-	-																
MM	22	197	38	-	-	-	-	-																
		RTA 00	Pricing is for the set, specifications are for one clamp																					
												courier												

TWILIGHT

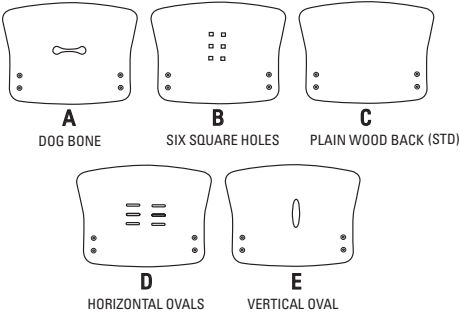


model 2194WS (TBL)



model 2198C (TTU)

Twilight Back Cut-Outs. Available in wood back only.






STANDARD FEATURES






- Twilight series armchairs and bar stools feature a flared back design.
- Chairs can stack 5 high on floor and 8 high on dolly 2125WS. Stools do not stack.
- Comet series tables and connecting brackets are compatible with Twilight models.
- Frame is welded and gusseted 1" round tubular steel. Legs flare out to the rear to provide additional stability.
- Arm and armless models can be joined together using ganging clamp model 2180.
- Chairs are "wall safe". Rear legs hit the baseboard first leaving clearance between the back of the chair and the wall, saving both the chair and the wall from damage.
- Dual wheel carpet casters (C1) are standard on models with casters.
- Upholstery options: fabric or vinyl only. Vinyl models may feature stitch detail across the seat and/or back cushions, if applicable.

OPTIONAL FEATURES

- Models featuring a wood veneer back are available in Absolute (AAM), Black (BKM), Cherry (ACM), Espresso Cafe (ECM), English Oak (EOM), Fruitwood (TFM), Gray (HGM), Honey (AHM), Mahogany (TMM), Maple (AVM), Medium Walnut (MWM), Night (ASM), Noce Biondo (NBM), Noce Grigio (NGM), Noce Leggero (NEM), Noce Medio (NMM), Shaker Cherry (SKM), Walnut (TWM), WC Cream (WTM), White (WHM) and Winter Cherry (WCM). Please specify. Genuine maple faced veneers are used.

- Models featuring wood veneer backs can incorporate a custom logo. Please contact Customer Service for further details.
- For quantities of 50 or more pieces the following cut-outs can be added to the wood back of Twilight chairs, see left. Add \$76.
- Frames are available in textured Sandtex finishes: Black (TBL) or Tungsten (TTU). No upcharge.
- Chrome frame available, please specify (CHM). Add \$37.
- A selection of glide options is available. Glides must be chosen to best suit flooring type and site conditions. For more information, please refer to the glide section (page 359).
- Glides with felt pads (FG) are available for vinyl sheet, cork or laminate flooring, please specify. Add \$43.
- Glides with rubber pads (RG) are available for vinyl, hardwood, laminate, stone or ceramic flooring, please specify.
- For hard surface floors, please specify opaque non-marking glide (NM). No upcharge.
- Steel cushioned glides (B) are available on all models, please specify. Add \$17.
- For hard surface flooring casters, please specify (C9R). Add \$17.

DESCRIPTION	FEATURES	MODEL #	STANDARD TEXTILE GRADES												
			1	2	3	4	5	6	7	8	9	10	11	12	
 <p>Armchair Upholstered Back COM: 1.25 YD 1.14 M Unit weight: 19 LB 8.6 KG Carton weight: 22.5 LB 10.21 KG Carton volume: 15.5 FT³ 0.43 MT³</p>	Stacks 5 high on floor. Stacks 8 high on dolly. Ergonomic features: M, N	2194WS Wall saver	415	455	489	528	591	650	709	760	824	884	965	1080	
			OVERALL DIMENSIONS W D H			SEAT DIMENSIONS W D H			BACK DIMENSIONS W H						
			IN 23.5	23.5	35	18	16	18	18.5	16	MM 597	597	889	457	406
			RTA 00 2 per carton (pricing and specifications are for one chair)												
 <p>Armchair w/Casters Upholstered Back COM: 1.25 YD 1.14 M Unit weight: 19 LB 8.6 KG Carton weight: 24 LB 10.89 KG Carton volume: 15.5 FT³ 0.43 MT³</p>	Does not stack. Ergonomic features: M, N	2194C	489	529	563	602	665	724	783	834	898	958	1039	1154	
			OVERALL DIMENSIONS W D H			SEAT DIMENSIONS W D H			BACK DIMENSIONS W H						
			IN 23.5	22	35	18	16	18	18.5	16	MM 597	559	889	457	406
			RTA 00 2 per carton (pricing and specifications are for one chair)												
 <p>Armless Chair Upholstered Back COM: 1.25 YD 1.14 M Unit weight: 16 LB 7.3 KG Carton weight: 20.25 LB 9.19 KG Carton volume: 16 FT³ 0.45 MT³</p>	Stacks 5 high on floor. Stacks 8 high on dolly. Ergonomic features: M, N	2195WS Wall saver	348	388	422	461	524	583	642	693	757	817	898	1013	
			OVERALL DIMENSIONS W D H			SEAT DIMENSIONS W D H			BACK DIMENSIONS W H						
			IN 20	23.5	35	18	16	18	18.5	16	MM 508	597	889	457	406
			RTA 00 2 per carton (pricing and specifications are for one chair)												

DESCRIPTION	FEATURES	MODEL#	STANDARD TEXTILE GRADES													
			1	2	3	4	5	6	7	8	9	10	11	12		
 <p>Armless Chair w/Casters Upholstered Back COM: 1.25 YD 1.14 M Unit weight: 16 LB 7.3 KG Carton weight: 21 LB 9.53 KG Carton volume: 15.5 FT³ 0.43 MT³</p>	Does not stack. Ergonomic features: M, N	2195C	425	465	499	538	601	660	719	770	834	894	975	1090		
			OVERALL DIMENSIONS			SEAT DIMENSIONS			BACK DIMENSIONS							
			W	D	H	W	D	H	W	H						
			IN 20	22	35	18	16	18	18.5	16						
			MM 508	559	889	457	406	457	470	406						
		RTA 00	2 per carton (pricing and specifications are for one chair)													
 <p>Armchair Wood Veneer Back COM: 0.75 YD 0.69 M Unit weight: 18 LB 8.2 KG Carton weight: 22.5 LB 10.21 KG Carton volume: 15.5 FT³ 0.43 MT³</p>	Stacks 5 high on floor. Stacks 8 high on dolly. Ergonomic features: M, N	2198WS Wall saver	430	454	474	498	536	571	606	637	675	711	760	829		
			OVERALL DIMENSIONS			SEAT DIMENSIONS			BACK DIMENSIONS							
			W	D	H	W	D	H	W	H						
			IN 23.5	23.5	35	18	16	18	18.5	16						
			MM 597	597	889	457	406	457	470	406						
		RTA 00	2 per carton (pricing and specifications are for one chair)													
 <p>Armchair w/Casters Wood Veneer Back COM: 0.75 YD 0.69 M Unit weight: 18 LB 8.2 KG Carton weight: 23 LB 10.43 KG Carton volume: 15.5 FT³ 0.43 MT³</p>	Does not stack. Ergonomic features: M, N	2198C	507	531	551	575	613	648	683	714	752	788	837	906		
			OVERALL DIMENSIONS			SEAT DIMENSIONS			BACK DIMENSIONS							
			W	D	H	W	D	H	W	H						
			IN 23.5	22	35	18	16	18	18.5	16						
			MM 597	559	889	457	406	457	470	406						
		RTA 00	2 per carton (pricing and specifications are for one chair)													
 <p>Armless Chair Wood Veneer Back COM: 0.75 YD 0.69 M Unit weight: 16 LB 7.3 KG Carton weight: 20.25 LB 9.19 KG Carton volume: 16 FT³ 0.45 MT³</p>	Stacks 5 high on floor. Stacks 8 high on dolly. Ergonomic features: M, N	2199WS Wall saver	367	391	411	435	473	508	543	574	612	648	697	766		
			OVERALL DIMENSIONS			SEAT DIMENSIONS			BACK DIMENSIONS							
			W	D	H	W	D	H	W	H						
			IN 20	23.5	35	18	16	18	18.5	16						
			MM 508	597	889	457	406	457	470	406						
		RTA 00	2 per carton (pricing and specifications are for one chair)													
 <p>Armless Chair w/Casters Wood Veneer Back COM: 0.75 YD 0.69 M Unit weight: 16 LB 7.3 KG Carton weight: 21 LB 9.53 KG Carton volume: 15.5 FT³ 0.43 MT³</p>	Does not stack. Ergonomic features: M, N	2199C	444	468	488	512	550	585	620	651	689	725	774	843		
			OVERALL DIMENSIONS			SEAT DIMENSIONS			BACK DIMENSIONS							
			W	D	H	W	D	H	W	H						
			IN 20	22	35	18	16	18	18.5	16						
			MM 508	559	889	457	406	457	470	406						
		RTA 00	2 per carton (pricing and specifications are for one chair)													

DESCRIPTION	FEATURES	MODEL#	STANDARD TEXTILE GRADES											
			1	2	3	4	5	6	7	8	9	10	11	12



Bar Stool w/Arms Wood Veneer Back

COM: 0.75 YD | 0.69 M
 Unit weight: 22 LB | 10 KG
 Carton weight: 30 LB | 13.61 KG
 Carton volume: 17.5 FT³ | 0.49 MT³

Does not stack.
 Ergonomic features:
 M, N

2188	590	614	634	658	696	731	766	797	835	871	920	989
-------------	-----	-----	-----	-----	-----	-----	-----	-----	-----	-----	-----	-----

OVERALL DIMENSIONS			SEAT DIMENSIONS			BACK DIMENSIONS	
W	D	H	W	D	H	W	H

IN	23	22	45	18	16	29	18.5	16
MM	584	559	1143	457	406	737	470	406
	RTA 00				1 per carton			



Armless Bar Stool Wood Veneer Back

COM: 0.75 YD | 0.69 M
 Unit weight: 20 LB | 9.1 KG
 Carton weight: 28 LB | 12.7 KG
 Carton volume: 17.5 FT³ | 0.49 MT³

Does not stack.
 Ergonomic features:
 M, N

2189	522	546	566	590	628	663	698	729	767	803	852	921
-------------	-----	-----	-----	-----	-----	-----	-----	-----	-----	-----	-----	-----

OVERALL DIMENSIONS			SEAT DIMENSIONS			BACK DIMENSIONS	
W	D	H	W	D	H	W	H

IN	20	22	45	18	16	29	18.5	16
MM	508	559	1143	457	406	737	470	406
	RTA 00				1 per carton			



Bar Stool w/Arms Upholstered Back

COM: 1.25 YD | 1.14 M
 Unit weight: 23 LB | 10.5 KG
 Carton weight: 31 LB | 14.06 KG
 Carton volume: 17.5 FT³ | 0.49 MT³

Does not stack.
 Ergonomic features:
 M, N

2196	568	608	642	681	744	803	862	913	977	1037	1118	1233
-------------	-----	-----	-----	-----	-----	-----	-----	-----	-----	------	------	------

OVERALL DIMENSIONS			SEAT DIMENSIONS			BACK DIMENSIONS	
W	D	H	W	D	H	W	H

IN	23	22	45	18	16	29	18.5	16
MM	584	559	1143	457	406	737	470	406
	RTA 00				1 per carton			



Armless Bar Stool Upholstered Back

COM: 1.25 YD | 1.14 M
 Unit weight: 17 LB | 7.7 KG
 Carton weight: 25 LB | 11.34 KG
 Carton volume: 17.5 FT³ | 0.49 MT³

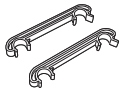
Does not stack.
 Ergonomic features:
 M, N

2197	506	546	580	619	682	741	800	851	915	975	1056	1171
-------------	-----	-----	-----	-----	-----	-----	-----	-----	-----	-----	------	------

OVERALL DIMENSIONS			SEAT DIMENSIONS			BACK DIMENSIONS	
W	D	H	W	D	H	W	H

IN	20	22	45	18	16	29	18.5	16
MM	508	559	1143	457	406	737	470	406
	RTA 00				1 per carton			

	List price											
2180	16											





Snap On Ganging Brackets - Set of 2

COM: N/A
 Unit weight: 0.09 LB | 0.04 KG
 Carton weight: 0.2 LB | 0.09 KG
 Carton volume: 1 FT³ | 0.02 MT³

OVERALL DIMENSIONS			SEAT DIMENSIONS			BACK DIMENSIONS	
W	D	H	W	D	H	W	H

IN	0.87	7.75	1.5	-	-	-	-	-
MM	22	197	38	-	-	-	-	-
	RTA 00							Pricing is for the set, specifications are for one bracket

DESCRIPTION	FEATURES	MODEL#	STANDARD TEXTILE GRADES							
 <p>Dolly COM: N/A Unit weight: 13 LB 5.9 KG Carton weight: 16 LB 7.26 KG Carton volume: 3.8 FT³ 0.1 MT³</p>			List price							
		2125WS	310							
				OVERALL DIMENSIONS W D H		SEAT DIMENSIONS W D H		BACK DIMENSIONS W H		
			IN 23.25	24.75	12.25	-	-	-	-	-
			MM 591	629	311	-	-	-	-	-
			RTA 1		1 per carton					

VION



model 6325 (BLK-CHM)

STANDARD FEATURES

- Vion is a comprehensive seating series offering a family of models to address multiple applications: task, management, conference, guest, heavy duty 24/7 and stools.
- Series offers models with either a mesh or upholstered back.
- Vion guest chairs offer a wall saver frame design, which is constructed from 7/8" diameter steel tubing.
- Vion guest chairs can stack 4 high on the floor.
- Guest chairs are offered with arms or armless, with or without casters.
- Arm design is gently curved and made from strong fiberglass reinforced nylon.
- Guest chairs are standard with Black frame and durable polypropylene glides.
- Dual wheel carpet casters (C82) are standard on guest models with casters.
- Low back armless task pedestal base models have a basic -6 swivel mechanism and are ideal for training spaces.
- Task seating standard with five prong, injection molded, fiberglass reinforced nylon Governor base (B7) with dual wheel carpet casters (C1).
- Mesh back models are available in ten standard Vion Mesh colors: Aqua (MS75), Black (MS69), Black Cherry (MS76), Blue (MS72), Dust (MS77), Ivory (MS78), Natural (MS74), Paprika (MS79), Rope (MS73) and Stone (MS71).
- Upholstered back models feature Black textile (Jenny JN02) on the back side as standard.
- Upholstery options: fabric, vinyl or leather. Vinyl and leather models may feature stitch detail across the seat and/or back cushions, if applicable.
- Vion beam seating consists of upper seat units (6340-6343) including mounting brackets and all hardware necessary for attachment to beam.
- For all beam components, tables and a complete list of available upper seat units, see Beam Seating series.

OPTIONAL FEATURES

- Vion back frames, arms and bases are available in three colors: Black, Shadow and Fog. See Vion finishes chart for options and upcharges. Armcaps are always Black.
- Mesh back models are also available in ten Dimension Mesh colors: Berry (DBE), Black (DBK), Chalk (DCL), Charcoal (DCH), Citrus (DCT), Cobalt (DCO), Fog (DST), Pool Blue (DPB), Sand (DSD), Shadow (DGM). Add \$25.
- Upholstered back models offer a matching outer (MO) upholstery option. Due to the additional material needed, these models are listed separately and are priced differently than the standard upholstered back models.
- Seat available in memory foam, please specify (MF). Add \$106.
- For hard surface flooring casters for five prong base models, please specify (C9R). Add \$21.
- A selection of glide options is available. Glides must be chosen to best suit flooring type and site conditions. For more information, please refer to the glide section (page 359).
- Glides with felt pads (FG) are available for vinyl sheet, cork or laminate flooring, please specify. Add \$43.
- Glides with rubber pads (RG) are available for vinyl, hardwood, laminate, stone or ceramic flooring, please specify. Add \$43.
- Opaque off-white non-marking glides for hard surface flooring are optional for guest chairs, please specify (NM). No upcharge.
- Steel cushioned self-leveling glides (B) are available on guest chairs (adds 0.5" to seat height), please specify. Add \$17.
- Tablet arms are extremely rugged, suitable for armed forces and student use. Tablet hinges up to allow ease of egress. Tablet slides forward and back to accommodate any body size comfortably. Tablet models do not stack.
- Standard tablet (D8) size is 18"D x 14.5"W and is made of Black polymer. Tablets are attached at the left or right (as seated) Tablet arms are not available on stools.
- An optional 18.5"D x 18.5"W high pressure laminate writing tablet is available. The core is hardwood veneer plywood with a radiused edge and finished in clear lacquer. This writing tablet is offered in the following finishes: Black (BLK), Clear Maple (CMB), Designer White (DWT) and Noce Grigio (NGL). Please specify. Add \$68.
- Dolly available for stacking guest chairs up to 8 high. Specify model 2125WS, \$310 list price.


VION FINISHES - GUEST SEATING				
Back Frame	SPECIFY CODE	Frame	SPECIFY CODE	Arm Options
Black	BLK	Black Shadow Fog Tungsten Chrome	TBL	Fiberglass reinforced nylon - Black
Shadow	SHW Add \$68		TSH	
Fog	FOG Add \$68		TFO TTU CHM - Add \$26	






Beam seating frames available in Black only






Vion Task Chairs













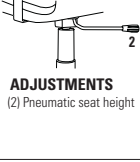
For Vion task chairs, please see page 155.


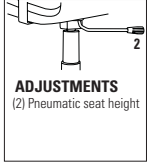

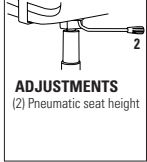

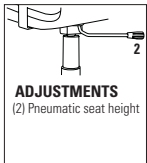
DESCRIPTION	FEATURES	MODEL #	STANDARD TEXTILE GRADES											
			1	2	3	4	5	6	7	8	9	10	11	12
 <p>mesh back</p> <p>Side Chair - Armless COM: 1 YD 0.91 M Unit weight: 17 LB 7.7 KGG Carton weight: 25 LB 11.34 KG Carton volume: 13.75 FT³ 0.38 MT³</p>	<p>Stacks 4 high on floor. Stacks 8 high on dolly.</p> <p>Ergonomic features: M, N</p>	6324	576	608	635	666	717	764	811	852	903	951	1016	1108
			OVERALL DIMENSIONS			SEAT DIMENSIONS			BACK DIMENSIONS					
			W	D	H	W	D	H	W	H				
			IN 20	24	34.5	19	18	18.75	19	16.5				
			MM 508	610	876	483	457	476	483	419				
			RTA 00		1 per carton									

DESCRIPTION	FEATURES	MODEL #	STANDARD TEXTILE GRADES											
			1	2	3	4	5	6	7	8	9	10	11	12
 <p>mesh back</p> <p>Side Chair - Armless w/Casters COM: 1 YD 0.91 M Unit weight: 17 LB 7.7 KG Carton weight: 25 LB 11.34 KG Carton volume: 13.75 FT³ 0.38 MT³</p>	<p>Does not stack.</p> <p>Ergonomic features: M, N</p>	6324C	672	704	731	762	813	860	907	948	999	1047	1112	1204
			OVERALL DIMENSIONS			SEAT DIMENSIONS			BACK DIMENSIONS					
			W	D	H	W	D	H	W	H				
			IN 20	24	34.5	19	18	18.75	19	16.5				
			MM 508	610	876	483	457	476	483	419				
		RTA 00	1 per carton											
 <p>mesh back</p> <p>Side Chair COM: 1 YD 0.91 M Unit weight: 19 LB 8.6 KG Carton weight: 27 LB 12.25 KG Carton volume: 15.5 FT³ 0.43 MT³</p>	<p>Stacks 4 high on floor.</p> <p>Ergonomic features: M, N</p>	6325	625	657	684	715	766	813	860	901	952	1000	1065	1157
			OVERALL DIMENSIONS			SEAT DIMENSIONS			BACK DIMENSIONS					
			W	D	H	W	D	H	W	H				
			IN 25.5	24	34.5	19	18	18.75	19	16.5				
			MM 648	610	876	483	457	476	483	419				
		RTA 00	1 per carton											
 <p>mesh back</p> <p>Side Chair w/Casters COM: 1 YD 0.91 M Unit weight: 19 LB 8.6 KG Carton weight: 27 LB 12.25 KG Carton volume: 15.5 FT³ 0.43 MT³</p>	<p>Does not stack.</p> <p>Ergonomic features: M, N</p>	6325C	719	751	778	809	860	907	954	995	1046	1094	1159	1251
			OVERALL DIMENSIONS			SEAT DIMENSIONS			BACK DIMENSIONS					
			W	D	H	W	D	H	W	H				
			IN 25.5	24	34.5	19	18	18.75	19	16.5				
			MM 648	610	876	483	457	476	483	419				
		RTA 00	1 per carton											
 <p>upholstered back</p> <p>Armless Side Chair COM: 1.25 YD 1.14 M Unit weight: 18 LB 8.2 KG Carton weight: 26 LB 11.79 KG Carton volume: 13.75 FT³ 0.38 MT³</p>	<p>Stacks 4 high on floor. Stacks 8 high on dolly.</p> <p>Ergonomic features: M, N</p>	6334 6334MO	576	616	650	689	752	811	870	921	985	1045	1126	1241
			OVERALL DIMENSIONS			SEAT DIMENSIONS			BACK DIMENSIONS					
			W	D	H	W	D	H	W	H				
			IN 20	24	34.5	19	18	18.75	19	16.5				
			MM 508	610	876	483	457	476	483	419				
		RTA 00	1 per carton											
 <p>upholstered back</p> <p>Armless Side Chair w/Casters COM: 1.25 YD 1.14 M Unit weight: 18 LB 8.2 KG Carton weight: 26 LB 11.79 KG Carton volume: 13.75 FT³ 0.38 MT³</p>	<p>Does not stack.</p> <p>Ergonomic features: M, N</p>	6334C 6334CMO	672	712	746	785	848	907	966	1017	1081	1141	1222	1337
			OVERALL DIMENSIONS			SEAT DIMENSIONS			BACK DIMENSIONS					
			W	D	H	W	D	H	W	H				
			IN 20	24	34.5	19	18	18.75	19	16.5				
			MM 508	610	876	483	457	476	483	419				
		RTA 00	1 per carton											

DESCRIPTION	FEATURES	MODEL #	STANDARD TEXTILE GRADES											
			1	2	3	4	5	6	7	8	9	10	11	12
 <p>upholstered back</p> <p>Side Chair COM: 1.25 YD 1.14 M Unit weight: 20 LB 9.1 KG Carton weight: 8 LB 3.63 KG Carton volume: 15.5 FT³ 0.43 MT³</p>	<p>Stacks 4 high on floor. Stacks 8 high on dolly.</p> <p>Ergonomic features: M, N</p>	<p>6335 6335MO</p>	625	665	699	738	801	860	919	970	1034	1094	1175	1290
			684	748	802	864	966	1060	1154	1236	1338	1434	1564	1748
			OVERALL DIMENSIONS			SEAT DIMENSIONS			BACK DIMENSIONS					
			IN 25.5	24	34.5	19	18	18.75	19	16.5				
MM 648	610	876	483	457	476	483	419							
			RTA 00	1 per carton										
 <p>upholstered back</p> <p>Side Chair w/Casters COM: 1.25 YD 1.14 M Unit weight: 20 LB 9.1 KG Carton weight: 28 LB 12.7 KG Carton volume: 15.5 FT³ 0.43 MT³</p>	<p>Does not stack.</p> <p>Ergonomic features: M, N</p>	<p>6335C 6335CMO</p>	719	759	793	832	895	954	1013	1064	1128	1188	1269	1384
			780	844	898	960	1062	1156	1250	1332	1434	1530	1660	1844
			OVERALL DIMENSIONS			SEAT DIMENSIONS			BACK DIMENSIONS					
			IN 25.5	24	34.5	19	18	18.75	19	16.5				
MM 648	610	876	483	457	476	483	419							
			RTA 00	1 per carton										
 <p>Upholstered seat/mesh back.</p> <p>Armless Seat Unit COM: 1 YD 0.91 M Unit weight: 20 LB 9.1 KG Carton weight: 26 LB 11.79 KG Carton volume: 7.25 FT³ 0.2 MT³</p>	<p>Use with beam.</p>	<p>6340</p>	681	713	740	771	822	869	916	957	1008	1056	1121	1213
			OVERALL DIMENSIONS			SEAT DIMENSIONS			BACK DIMENSIONS					
			IN 21	23.5	20.5	17.5	18	-	19	17				
			MM 533	597	521	445	457	-	483	432				
			RTA 00	1 per carton										
 <p>Upholstered seat & back.</p> <p>Armless Seat Unit COM: 1 YD 0.91 M Unit weight: 20 LB 9.1 KG Carton weight: 26 LB 11.79 KG Carton volume: 7.25 FT³ 0.2 MT³</p>	<p>Use with beam.</p>	<p>6341</p>	681	713	740	771	822	869	916	957	1008	1056	1121	1213
			OVERALL DIMENSIONS			SEAT DIMENSIONS			BACK DIMENSIONS					
			IN 21	23.5	20.5	17.5	18	-	19	17				
			MM 533	597	521	445	457	-	483	432				
			RTA 00	1 per carton										
 <p>Upholstered seat/mesh back.</p> <p>Seat Unit w/Arms COM: 1 YD 0.91 M Unit weight: 21 LB 9.5 KG Carton weight: 26 LB 11.79 KG Carton volume: 9.75 FT³ 0.27 MT³</p>	<p>Use with beam.</p>	<p>6342</p>	727	759	786	817	868	915	962	1003	1054	1102	1167	1259
			OVERALL DIMENSIONS			SEAT DIMENSIONS			BACK DIMENSIONS					
			IN 25.5	23.5	20.5	17.5	18	-	19	17				
			MM 648	597	521	445	457	-	483	432				
			RTA 00	1 per carton										

DESCRIPTION	FEATURES	MODEL #	STANDARD TEXTILE GRADES											
			1	2	3	4	5	6	7	8	9	10	11	12
 <p>Seat Unit w/Arms COM: 1 YD 0.91 M Unit weight: 22 LB 10 KG Carton weight: 27 LB 12.25 KG Carton volume: 9.75 FT³ 0.27 MT³</p>	<p>Upholstered seat & back. Use with beam.</p>	6343	727	759	786	817	868	915	962	1003	1054	1102	1167	1259
			OVERALL DIMENSIONS			SEAT DIMENSIONS			BACK DIMENSIONS					
			W	D	H	W	D	H	W	H				
			IN 25.5	23.5	20.5	17.5	18	-	19	17				
			MM 648	597	521	445	457	-	483	432				
		RTA 00	1 per carton											
 <p>mesh back</p> <p>LB Bar Stool w/Arms COM: 1 YD 0.91 M Unit weight: 26 LB 11.8 KG Carton weight: 36 LB 16.33 KG Carton volume: 24 FT³ 0.67 MT³</p>	<p>Ergonomic features: M, N</p>	6350	825	857	884	915	966	1013	1060	1101	1152	1200	1265	1357
			OVERALL DIMENSIONS			SEAT DIMENSIONS			BACK DIMENSIONS					
			W	D	H	W	D	H	W	H				
			IN 25.5	25	44.5	19	17.5	28.5	18	16				
			MM 648	635	1130	483	445	724	457	406				
		RTA 00	1 per carton											
 <p>mesh back</p> <p>LB Bar Stool Armless COM: 1 YD 0.91 M Unit weight: 24 LB 10.9 KG Carton weight: 33 LB 14.97 KG Carton volume: 18.25 FT³ 0.51 MT³</p>	<p>Ergonomic features: M, N</p>	6351	777	809	836	867	918	965	1012	1053	1104	1152	1217	1309
			OVERALL DIMENSIONS			SEAT DIMENSIONS			BACK DIMENSIONS					
			W	D	H	W	D	H	W	H				
			IN 21	25	44.5	19	17.5	28.5	18	16				
			MM 533	635	1130	483	445	724	457	406				
		RTA 00	1 per carton											
 <p>mesh back</p> <p>LB Counter Stool w/Arms COM: 1 YD 0.91 M Unit weight: 25 LB 11.4 KG Carton weight: 35 LB 15.88 KG Carton volume: 24 FT³ 0.67 MT³</p>	<p>Ergonomic features: M, N</p>	6352	825	857	884	915	966	1013	1060	1101	1152	1200	1265	1357
			OVERALL DIMENSIONS			SEAT DIMENSIONS			BACK DIMENSIONS					
			W	D	H	W	D	H	W	H				
			IN 25.5	24.5	40.5	19	17.5	24.5	18	16				
			MM 648	622	1029	483	445	622	457	406				
		RTA 00	1 per carton											
 <p>mesh back</p> <p>LB Counter Stool Armless COM: 1 YD 0.91 M Unit weight: 23 LB 10.5 KG Carton weight: 31 LB 14.06 KG Carton volume: 14.5 FT³ 0.41 MT³</p>	<p>Ergonomic features: M, N</p>	6353	777	809	836	867	918	965	1012	1053	1104	1152	1217	1309
			OVERALL DIMENSIONS			SEAT DIMENSIONS			BACK DIMENSIONS					
			W	D	H	W	D	H	W	H				
			IN 21	24.5	40.5	19	17.5	24.5	18	16				
			MM 533	622	1029	483	445	622	457	406				
		RTA 00	1 per carton											

DESCRIPTION	FEATURES	MODEL #	STANDARD TEXTILE GRADES														
			1	2	3	4	5	6	7	8	9	10	11	12			
 <p>upholstered back</p> <p>LB Bar Stool w/Arms COM: 1.25 YD 1.14 M Unit weight: 26 LB 11.8 KG Carton weight: 36 LB 16.33 KG Carton volume: 24 FT³ 0.67 MT³</p>	Ergonomic features: M, N	RTA 00	1 per carton														
			OVERALL DIMENSIONS W D			SEAT DIMENSIONS H W D			BACK DIMENSIONS H WH								
			IN 25.5	25	44.5	19	17.5	28.5	18	16							
			MM 648	635	1130	483	445	724	457	406							
 <p>upholstered back</p> <p>LB Bar Stool Armless COM: 1.25 YD 1.14 M Unit weight: 24 LB 10.9 KG Carton weight: 33 LB 14.97 KG Carton volume: 18.25 FT³ 0.51 MT³</p>	Ergonomic features: M, N	RTA 00	1 per carton														
			OVERALL DIMENSIONS W D			SEAT DIMENSIONS H W D			BACK DIMENSIONS H WH								
			IN 21	25	44.5	19	17.5	28.5	18	16							
			MM 533	635	1130	483	445	724	457	406							
	Ergonomic features: M, N	RTA 00	1 per carton														
			OVERALL DIMENSIONS W D H			SEAT DIMENSIONS W D H			BACK DIMENSIONS W H								
			IN 25.5	24.5	40.5	19	17.5	24.5	18	16							
			MM 648	622	1029	483	445	622	457	406							
	Ergonomic features: M, N	RTA 00	1 per carton														
			OVERALL DIMENSIONS W D H			SEAT DIMENSIONS W D H			BACK DIMENSIONS W H								
			IN 21	24.5	40.5	19	17.5	24.5	18	16							
			MM 533	622	1029	483	445	622	457	406							
 <p>mesh back</p>	Ergonomic features: M, N Lumbar support (LS) not available.	 <p>ADJUSTMENTS (2) Pneumatic seat height</p>	RTA 00	1 per carton													
				OVERALL DIMENSIONS W D H			SEAT DIMENSIONS W D H			BACK DIMENSIONS W H							
				IN 19.5	24.5	35.5	19	18	17.5-19.5	19	17						
				MM 495	622	902	483	457	445-495	483	432						

DESCRIPTION	FEATURES	MODEL #	STANDARD TEXTILE GRADES													
			1	2	3	4	5	6	7	8	9	10	11	12		
 <p>mesh back</p> <p>LB Armless Task w/Tablet Pedestal Base COM: 1 YD 0.91 M Unit weight: 37 LB 16.8 KG Carton weight: 47 LB 21.32 KG Carton volume: 11.75 FT³ 0.33 MT³</p>	 <p>ADJUSTMENTS (2) Pneumatic seat height</p> <p>Ergonomic features: M, N</p> <p>Lumbar support (LS) not available. Specify (L) left or (R) right tablet. (Example: 6364-6LPB or 6364-6RPB).</p>	6364-6PB	1307	1339	1366	1397	1448	1495	1542	1583	1634	1682	1747	1839		
		OVERALL DIMENSIONS			SEAT DIMENSIONS			BACK DIMENSIONS								
		W	D	H	W	D	H	W	H							
		IN 23.5 MM 597	29 737	35.5 902	19 483	18 457	17.5-19.5 445-495	19 483	17 432							
		RTA 00	1 per carton													
 <p>upholstered back</p> <p>LB Armless Task Pedestal Base COM: 1.25 YD 1.14 M Unit weight: 27 LB 12.3 KG Carton weight: 36 LB 16.33 KG Carton volume: 11.75 FT³ 0.33 MT³</p>	 <p>ADJUSTMENTS (2) Pneumatic seat height</p> <p>Ergonomic features: M, N</p> <p>Lumbar support (LS) not available.</p>	6374-6PB	1031	1071	1104	1144	1208	1266	1325	1376	1440	1500	1581	1696		
		OVERALL DIMENSIONS			SEAT DIMENSIONS			BACK DIMENSIONS								
		W	D	H	W	D	H	W	H							
		IN 19.5 MM 495	24.5 622	35.5 902	19 483	18 457	17.5-19.5 445-495	19 483	17 432							
		RTA 00	1 per carton													
 <p>upholstered back</p> <p>LB Armless Task w/Tablet Pedestal Base COM: 1.25 YD 1.14 M Unit weight: 36 LB 16.4 KG Carton weight: 44 LB 19.96 KG Carton volume: 11.75 FT³ 0.33 MT³</p>	 <p>ADJUSTMENTS (2) Pneumatic seat height</p> <p>Ergonomic features: M, N</p> <p>Lumbar support (LS) not available. Specify (L) left or (R) right tablet. (Example: 6374-6LPB or 6374-6RPB).</p>	6374-6PB	1307	1347	1380	1420	1484	1542	1601	1652	1716	1776	1857	1972		
		OVERALL DIMENSIONS			SEAT DIMENSIONS			BACK DIMENSIONS								
		W	D	H	W	D	H	W	H							
		IN 23.5 MM 597	29 737	35.5 902	19 483	18 457	17.5-19.5 445-495	19 483	17 432							
		RTA 00	1 per carton													

ZOMA



model 6656



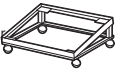

model 6657

STANDARD FEATURES





















- Design sensitive guest seating featuring wide, flat, flared arms and elliptical tubular construction.
- The back of the chair is heavily compound curved to provide comfort and support in multiple seating positions.
- No visible back attachment hardware. The outer back is upholstered in the same material selection as the rest of the chair.
- Stacks up to 4 high on the floor or on 2125WS dolly.
- Arms are wide and full length, made from strong Black fiberglass reinforced nylon. They offer support to help stabilize the user as they sit in or exit chairs.
- The rugged frame is made from welded elliptical (oval) steel tubing 1.5" wide.
- Zoma is equipped with a polypropylene seat shroud that helps stabilize chairs when stacked and avoid frame imprints on upholstered seats.
- Standard glide is a durable Black polypropylene oval glide.
- Upholstery options: fabric, vinyl or leather. Vinyl and leather models may feature stitch detail across the seat and/or back cushions, if applicable.

OPTIONAL FEATURES

- Frame is available in Black (TBL), Shadow (TSH) or Tungsten (TTU), please specify.
- A Chrome frame is optionally available, please specify (CHM). Add \$26.
- A durable polypropylene outer back shroud is available in Black, please specify (PSB). No upcharge.
- For hard surface floors, please specify opaque non-marking glides (NM). No upcharge.

DESCRIPTION	FEATURES	MODEL #	STANDARD TEXTILE GRADES													
			1	2	3	4	5	6	7	8	9	10	11	12		
 <p>Armchair COM: 1.25 YD 1.14 M Unit weight: 22 LB 10 KG Carton weight: 30.5 LB 13.83 KG Carton volume: 15.5 FT³ 0.43 MT³</p>	Stacks 4 high on floor or dolly. Ergonomic features: M, N	6656	486	526	560	599	662	721	780	831	895	955	1036	1151		
		OVERALL DIMENSIONS			SEAT DIMENSIONS			BACK DIMENSIONS								
		W	D	H	W	D	H	W	H							
		IN 26.5 MM 673	24 610	32.5 826	20 508	19 483	17 432	18 457	15 381							
			RTA 00	1 per carton												
 <p>Armless Side Chair COM: 1.25 YD 1.14 M Unit weight: 20 LB 9.1 KG Carton weight: 26 LB 11.79 KG Carton volume: 13.75 FT³ 0.38 MT³</p>	Stacks 4 high on floor or dolly. Ergonomic features: M, N	6657	454	494	528	567	630	689	748	799	863	923	1004	1119		
		OVERALL DIMENSIONS			SEAT DIMENSIONS			BACK DIMENSIONS								
		W	D	H	W	D	H	W	H							
		IN 22.5 MM 572	24 610	32.5 826	20 508	19 483	17 432	18 457	15 381							
			RTA 00	1 per carton												
 <p>Dolly COM: N/A Unit weight: 13 LB 5.9 KG Carton weight: 16 LB 7.26 KG Carton volume: 3.8 FT³ 0.1 MT³</p>		List price														
		2125WS	310													
		OVERALL DIMENSIONS			SEAT DIMENSIONS			BACK DIMENSIONS								
		W	D	H	W	D	H	W	H							
IN 23.25 MM 591	24.75 629	12.25 311	-	-	-	-	-									
			RTA 1		1 per carton											

lounge

 Ballara.....226	 Jeo.....271	 River+.....295
 Braden.....237	 Kate.....274	 Sirena.....318
 Calidon.....241	 Lux.....275	 Venture.....321
 Camino.....242	 ML.....277	 Vitrola.....324
 Citi.....247	 ML Park.....279	 Wind.....326
 Citi Square.....251	 Prairie.....280	 Wind Linear.....330
 Drift.....260	 River.....281	

BALLARA



model 9751

model 9751NA & 9757L

Quilted seat option
4x4 Square grid pattern
See optional features
for more details.



model 9752NA Two Seat Sofa, 9755 Corner Table, 9751NA Lounge Chair, 9757L Left Tablet

STANDARD FEATURES

- Ballara is a modular series that includes seating, storage, power, tables and tablets.
- It can fulfill many space planning scenarios including corner, in-line, open concept, as well as traditional receptions.
- Furniture pieces, seating or tables can be used as standalone items or linked together with ganging brackets to create infinite configurations.
- Four high back (banquette) models available in two different heights (42" or 48") and two seat options (two-seat or three-seat armless sofas).
- Banquettes are available as table back models (TB) which are equipped with an 8" laminate back table shelf.
- Tablets can be mounted outside or between seats to accommodate various work/collaborative settings. Tablets have a 14" round surface and a 2-point locking mechanism for easy handling and stability.
- Fixed cushions are accented by a metal base and frame. Frames are standard in Black.
- Table frames and tablet metal components are standard in Black. Tables feature durable and matching 3mm edges.
- Ganging brackets and power units are standard in Black.
- Power units include one power outlet and two USB ports and can be mounted under any seat or table. Wire management is included.
- Upholstery options: fabric, vinyl or leather. Vinyl and leather models may feature stitch detail across the seat and/or back cushions, if applicable.
- All models are standard with Black polypropylene foot glides.

OPTIONAL FEATURES

- Quilted seat (**Q**) is available. Backless stools, add \$131 each. Single seat models, add \$131. Two seater sofa, add \$263. Three seater sofa, add \$395.
- All chair frames, table frames, tablet metal components, ganging brackets and metal brackets are available in paint and plated finishes. Please see page 380 for options. Chrome (**CHM**) or Brushed Chrome (**BCH**) are available with an upcharge. Add \$174 for counter height/bar height stools. Add \$174 for single seat lounge chairs and bench. Add \$231 for two seat sofas and bench. Add \$275 for three seat sofas and bench. Add \$174 for tables. Add \$231 for 2-seat length tables. Add \$85 for tablets. Add \$15 for ganging brackets. Add \$9 for metal brackets on floating tables (BCH finish only).
- Corner tables, storage tables, floating tables and tablets are offered in the following laminate finishes: Absolute Acajou (ACJ), Asian Night (ASN), Avant Cherry (AWC), Avant Honey (AWH), Black (BLK), Blizzard (BZD), Brushed Cobalt (BRC), Clear Maple (CMB), Custom Grey (CGY), Dark Espresso (DES), Designer White (DWT), Fashionista (FAS), First Class (FCL), Noce Biondo (NBL), Noce Grigio (NGL), Noce Leggero (NEL), Noce Medio (NML), Quartered Mahogany (QTM), Sheer Beauty (SBY), Stonedust (SDT), Storm Grey (SOG), Walnut Heights (WHE), White Chocolate (WHC) and Winter Cherry (WCR).

SAMPLE LAYOUTS

Layout A



Qty	Model Number	Description	Dimensions	List Price
1	9751L	Lounge Chair - Left Arm	28.5 x 31 x 30	1500
1	9751R	Lounge Chair - Right Arm	28.5 x 31 x 30	1500
1	9755	Corner Table	27.25 x 27.25 x 12.5	584
2	9759	Ganging Bracket	1 x 0.75 x 10	19 x 2

SAMPLE LAYOUT TOTAL IN STANDARD BLACK FRAME 3622
SAMPLE LAYOUT TOTAL IN OPTIONAL FRAME FINISHES 4174

Layout B



Qty	Model Number	Description	Dimensions	List Price
1	9751L	Lounge Chair - Left Arm	28.5 x 31 x 30	1500
1	9751R	Lounge Chair - Right Arm	28.5 x 31 x 30	1500
1	9755	Corner Table	27.25 x 27.25 x 12.5	584
2	9759	Ganging Bracket	1 x 0.75 x 10	19 x 2

SAMPLE LAYOUT TOTAL IN STANDARD BLACK FRAME 3622
SAMPLE LAYOUT TOTAL IN OPTIONAL FRAME FINISHES 4174

Layout C



Qty	Model Number	Description	Dimensions	List Price
1	9751L	Lounge Chair - Left Arm	28.5 x 31 x 30	1500
1	9751R	Lounge Chair - Right Arm	28.5 x 31 x 30	1500
1	9751NA	Lounge Chair - No Arms	26.5 x 31 x 30	1229
2	9755	Corner Table	27.25 x 27.25 x 12.5	584 x 2
4	9759	Ganging Bracket	1 x 0.75 x 10	19 x 4

SAMPLE LAYOUT TOTAL IN STANDARD BLACK FRAME 5473
SAMPLE LAYOUT TOTAL IN OPTIONAL FRAME FINISHES 6403

SAMPLE LAYOUTS


Layout D



Qty	Model Number	Description	Dimensions	List Price
1	9751L	Lounge Chair - Left Arm	28.5 x 31 x 30	1500
1	9751R	Lounge Chair - Right Arm	28.5 x 31 x 30	1500
1	9751NA	Lounge Chair - Armless	26.5 x 31 x 30	1229
2	9755	Corner Table	27.25 x 27.25 x 12.5	584 x 2
1	9757L	Left Tablet	14 x 17.25 x 14	460
1	9758R	Right Tablet	14 x 17.25 x 14	460
4	9759	Ganging Bracket	1 x 0.75 x 10	19 x 4

SAMPLE LAYOUT TOTAL IN STANDARD BLACK FRAME 6393
SAMPLE LAYOUT TOTAL IN OPTIONAL FRAME FINISHES 7493


Layout E



Qty	Model Number	Description	Dimensions	List Price
1	9752L-OB	Two Seat Sofa Open Back - Left Arm	54 x 31 x 30	2459
1	9752NA	Two Seat Sofa - Armless	52 x 31 x 30	2248
1	9754	Storage Table	27.25 x 27.25 x 16.5	953
1	9755	Corner Table	27.25 x 27.25 x 12.5	584
1	9758R	Right Tablet	14 x 17.25 x 14	460
2	9759	Ganging Bracket	1 x 0.75 x 10	19 x 2

SAMPLE LAYOUT TOTAL IN STANDARD BLACK FRAME 6742
SAMPLE LAYOUT TOTAL IN OPTIONAL FRAME FINISHES 7667


Layout F



Qty	Model Number	Description	Dimensions	List Price
1	9753NA-OB	Three Seat Sofa Open Back - Armless	80.5 x 31 x 30	3208
1	9751L	Lounge Chair - Left Arm	28.5 x 31 x 30	1500
1	9755	Corner Table	27.25 x 27.25 x 12.5	584
1	9757L	Left Tablet	14 x 17.25 x 14	460
1	9758R	Right Tablet	14 x 17.25 x 14	460
2	9759	Ganging Bracket	1 x 0.75 x 10	19 x 2

SAMPLE LAYOUT TOTAL IN STANDARD BLACK FRAME 6250
SAMPLE LAYOUT TOTAL IN OPTIONAL FRAME FINISHES 7073

Layout G



Qty	Model Number	Description	Dimensions	List Price
1	9753NA-OB	Three Seat Sofa Open Back - Armless	80.5 x 31 x 30	3208
1	9751	Lounge Chair	30.5 x 31 x 30	1771
1	9755	Corner Table	27.25 x 27.25 x 12.5	584
1	9757L	Left Tablet	14 x 17.25 x 14	460
1	9759	Ganging Bracket	1 x 0.75 x 10	19

SAMPLE LAYOUT TOTAL IN STANDARD BLACK FRAME 6061
SAMPLE LAYOUT TOTAL IN OPTIONAL FRAME FINISHES 6799

Layout H




Qty	Model Number	Description	Dimensions	List Price
1	9751L	Lounge Chair - Left Arm	28.5 x 31 x 30	1500
1	9751R	Lounge Chair - Right Arm	28.5 x 31 x 30	1500
1	9751NA	Lounge Chair - No Arms	26.5 x 31 x 30	1229
2	9755	Corner Table	27.25 x 27.25 x 12.5	584 x 2
4	9759	Ganging Bracket	1 x 0.75 x 10	19 x 4

SAMPLE LAYOUT TOTAL IN STANDARD BLACK FRAME 5473
SAMPLE LAYOUT TOTAL IN OPTIONAL FRAME FINISHES 6403

SAMPLE LAYOUTS


Layout I



Qty	Model Number	Description	Dimensions	List Price
1	9753NA-OB	Three Seat Sofa Open Back - Armless	80.5 x 31 x 30	3208
1	9752NA	Two Seat Sofa - Armless	52 x 31 x 30	2248
2	9754	Storage Table	27.25 x 27.25 x 16.5	953 x 2
1	9755	Corner Table	27.25 x 27.25 x 12.5	584
1	9757L	Left Tablet	14 x 17.25 x 14	460
1	9758R	Right Tablet	14 x 17.25 x 14	460
2	9759	Ganging Bracket	1 x 0.75 x 10	19 x 2

SAMPLE LAYOUT TOTAL IN STANDARD BLACK FRAME 8904
SAMPLE LAYOUT TOTAL IN OPTIONAL FRAME FINISHES 10132


Layout J



Qty	Model Number	Description	Dimensions	List Price
1	9753NA-OB	Three Seat Sofa Open Back - Armless	80.5 x 31 x 30	3208
1	9751L	Lounge Chair - Left Arm	28.5 x 31 x 30	1500
1	9751R	Lounge Chair - Right Arm	28.5 x 31 x 30	1500
2	9754	Storage Table	27.25 x 27.25 x 16.5	953 x 2
1	9755	Corner Table	27.25 x 27.25 x 12.5	584
1	9757L	Left Tablet	14 x 17.25 x 14	460
1	9758R	Right Tablet	14 x 17.25 x 14	460
2	9759	Ganging Bracket	1 x 0.75 x 10	19 x 2

SAMPLE LAYOUT TOTAL IN STANDARD BLACK FRAME 9656
SAMPLE LAYOUT TOTAL IN OPTIONAL FRAME FINISHES 11001

Layout K



Qty	Model Number	Description	Dimensions	List Price
2	9753NA-OB	Three Seat Sofa Open Back - Armless	80.5 x 31 x 30	3208 x 2
2	9755	Corner Table	27.25 x 27.25 x 12.5	584 x 2
2	9759	Ganging Bracket	1 x 0.75 x 10	19 x 2

SAMPLE LAYOUT TOTAL IN STANDARD BLACK FRAME 7622
SAMPLE LAYOUT TOTAL IN OPTIONAL FRAME FINISHES 8550

Layout L



Qty	Model Number	Description	Dimensions	List Price
1	9752NA	Two Seat Sofa - Armless	52 x 31 x 30	2248
1	9751L	Lounge Chair - Left Arm	28.5 x 31 x 30	1500
1	9751R	Lounge Chair - Right Arm	28.5 x 31 x 30	1500
2	9755	Corner Table	27.25 x 27.25 x 12.5	584 x 2
4	9759	Ganging Bracket	1 x 0.75 x 10	19 x 4

SAMPLE LAYOUT TOTAL IN STANDARD BLACK FRAME 6492
SAMPLE LAYOUT TOTAL IN OPTIONAL FRAME FINISHES 7479

Layout M



Qty	Model Number	Description	Dimensions	List Price
1	9753NA-OB	Three Seat Sofa Open Back - Armless	80.5 x 31 x 30	3208
1	9752L-OB	Two Seat Sofa Open Back - Left Arm	54 x 31 x 30	2459
1	9752NA	Two Seat Sofa - Armless	52 x 31 x 30	2248
2	9755	Corner Table	27.25 x 27.25 x 12.5	584 x 2
1	9754	Storage Table	27.25 x 27.25 x 16.5	953
1	9758R	Right Tablet	14 x 17.25 x 14	460
4	9759	Ganging Bracket	1 x 0.75 x 10	19 x 4

SAMPLE LAYOUT TOTAL IN STANDARD BLACK FRAME 10572
SAMPLE LAYOUT TOTAL IN OPTIONAL FRAME FINISHES 11976

SAMPLE LAYOUTS


Layout N



Qty	Model Number	Description	Dimensions	List Price
1	9753NA-OB	Three Seat Sofa Open Back - Armless	80.5 x 31 x 30	3208
1	9751L	Lounge Chair - Left Arm	28.5 x 31 x 30	1500
1	9751R	Lounge Chair - Right Arm	28.5 x 31 x 30	1500
2	9755	Corner Table	27.25 x 27.25 x 12.5	584 x 2
4	9759	Ganging Bracket	1 x 0.75 x 10	19 x 4

SAMPLE LAYOUT TOTAL IN STANDARD BLACK FRAME 7452
SAMPLE LAYOUT TOTAL IN OPTIONAL FRAME FINISHES 8483


Layout O



Qty	Model Number	Description	Dimensions	List Price
1	9753NA-OB	Three Seat Sofa Open Back - Armless	80.5 x 31 x 30	3208
1	9752NA	Two Seat Sofa - Armless	52 x 31 x 30	2248
1	9751	Lounge Chair	30.5 x 31 x 30	1771
1	9754	Storage Table	27.25 x 27.25 x 16.5	953
2	9755	Corner Table	27.25 x 27.25 x 12.5	584 x 2
1	9757L	Left Tablet	14 x 17.25 x 14	460
3	9759	Ganging Bracket	1 x 0.75 x 10	19 x 3

SAMPLE LAYOUT TOTAL IN STANDARD BLACK FRAME 9865
SAMPLE LAYOUT TOTAL IN OPTIONAL FRAME FINISHES 11197


Layout P



Qty	Model Number	Description	Dimensions	List Price
1	9753NA-OB	Three Seat Sofa Open Back - Armless	80.5 x 31 x 30	3208
1	9752L-OB	Two Seat Sofa Open Back - Left Arm	54 x 31 x 30	2459
2	9754	Storage Table	27.25 x 27.25 x 16.5	953 x 2
1	9755	Corner Table	27.25 x 27.25 x 12.5	584
1	9758R	Right Tablet	14 x 17.25 x 14	460
2	9759	Ganging Bracket	1 x 0.75 x 10	19 x 2

SAMPLE LAYOUT TOTAL IN STANDARD BLACK FRAME 8655
SAMPLE LAYOUT TOTAL IN OPTIONAL FRAME FINISHES 9798

	1	2	3	4	5	6	7	8	9	10	11	12
9751	1771	1907	2022	2154	2370	2570	2770	2944	3161	3365	3641	4032



Lounge Chair
 COM: 4.25 YD | 3.89 M
 Unit weight: 61 LB | 27.7 KG
 Carton weight: 71 LB | 32.21 KG
 Carton volume: 21.5 FT³ | 0.6 MT³

	OVERALL DIMENSIONS			SEAT DIMENSIONS			BACK DIMENSIONS	
	W	D	H	W	D	H	W	H

IN	30.5	31	30	24	20.5	18.5	22	12.5
MM	775	787	762	610	521	470	559	318

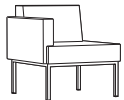
RTA 00 1 per carton

	1	2	3	4	5	6	7	8	9	10	11	12
9751R	1500	1604	1692	1793	1958	2111	2264	2397	2563	2719	2930	3229
9751L												

	OVERALL DIMENSIONS			SEAT DIMENSIONS			BACK DIMENSIONS	
	W	D	H	W	D	H	W	H

IN	28.5	31	30	24	20.5	18.5	22	12.5
MM	724	787	762	610	521	470	559	318

RTA 00 1 per carton



9751R



9751L

Lounge Chair - One Arm
 COM: 3.25 YD | 2.97 M
 Unit weight: 51 LB | 23.2 KG
 Carton weight: 61 LB | 27.67 KG
 Carton volume: 20 FT³ | 0.56 MT³

Ganging clip required for sectional use.

R for right arm.
 L for left arm.

DESCRIPTION	FEATURES	MODEL #	STANDARD TEXTILE GRADES											
			1	2	3	4	5	6	7	8	9	10	11	12



Lounge Chair - Armless
 COM: 2.25 YD | 2.06 M
 Unit weight: 41 LB | 18.6 KG
 Carton weight: 51 LB | 23.13 KG
 Carton volume: 18.75 FT³ | 0.53 MT³

Ganging clip required for sectional use.

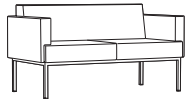
MODEL #	OVERALL DIMENSIONS			SEAT DIMENSIONS			BACK DIMENSIONS					
	W	D	H	W	D	H	W	H				
9751NA	2229	1301	1362	1432	1546	1652	1758	1850	1965	2073	2219	2426
	IN 26.5	31	30	24	20.5	18.5		22		12.5		
	MM 673	787	762	610	521	470		559		318		
	RTA 00	1 per carton										



Corner Unit
 COM: 3 YD | 2.74 M
 Unit weight: 62 LB | 28.2 KG
 Carton weight: 72 LB | 32.66 KG
 Carton volume: 18.5 FT³ | 0.52 MT³

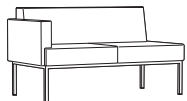
Ganging clip required for sectional use.

MODEL #	OVERALL DIMENSIONS			SEAT DIMENSIONS			BACK DIMENSIONS					
	W	D	H	W	D	H	W	H				
9764	1621	1717	1798	1891	2044	2185	2326	2449	2602	2746	2941	3217
	IN 28.5	28.5	30	22	20.5	18.5		22		12.5		
	MM 724	724	762	559	521	470		559		318		
	RTA 00	1 per carton										

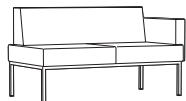


Two Seat Sofa
 COM: 6.25 YD | 5.72 M
 Unit weight: 99 LB | 45 KG
 Carton weight: 111 LB | 50.35 KG
 Carton volume: 37.5 FT³ | 1.06 MT³

MODEL #	OVERALL DIMENSIONS			SEAT DIMENSIONS			BACK DIMENSIONS					
	W	D	H	W	D	H	W	H				
9752	2794	2994	3163	3357	3675	3969	4263	4519	4838	5138	5544	6119
	IN 56	31	30	48	20.5	18.5		44		12.5		
	MM 1422	787	762	1219	521	470		1118		318		
	RTA 00	1 per carton										



9752R



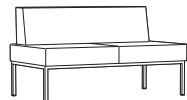
9752L

Two Seat Sofa
 COM: 5 YD | 4.57 M
 Unit weight: 89 LB | 40.5 KG
 Carton weight: 101 LB | 45.81 KG
 Carton volume: 36.25 FT³ | 1.02 MT³

Ganging clip required for sectional use.

R for right arm.
 L for left arm.


MODEL #	OVERALL DIMENSIONS			SEAT DIMENSIONS			BACK DIMENSIONS					
	W	D	H	W	D	H	W	H				
9752R 9752L	2490	2650	2785	2940	3195	3430	3665	3870	4125	4365	4690	5150
	IN 54	31	30	48	20.5	18.5		44		12.5		
	MM 1372	787	762	1219	521	470		1118		318		
	RTA 00	1 per carton										



Two Seat Sofa - Armless
 COM: 4 YD | 3.66 M
 Unit weight: 79 LB | 35.9 KG
 Carton weight: 91 LB | 41.28 KG
 Carton volume: 35.5 FT³ | 1 MT³

Ganging clip required for sectional use.

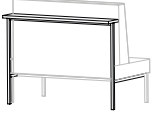


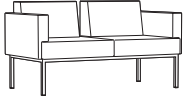
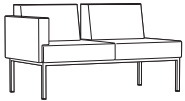
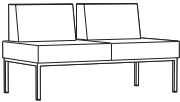
MODEL #	OVERALL DIMENSIONS			SEAT DIMENSIONS			BACK DIMENSIONS					
	W	D	H	W	D	H	W	H				
9752NA	2248	2376	2484	2608	2812	3000	3188	3352	3556	3748	4008	4376
	IN 52	31	30	48	20.5	18.5		44		12.5		
	MM 1321	787	762	1219	521	470		1118		318		
	RTA 00	1 per carton										



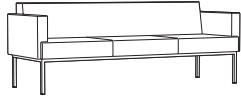
Two Seat Sofa - 42" High Back
 COM: 8 YD | 7.32 M
 Unit weight: 105 LB | 47.7 KG
 Carton weight: 120 LB | 54.43 KG
 Carton volume: 48.5 FT³ | 1.37 MT³

Ganging clip required for sectional use.

MODEL #	OVERALL DIMENSIONS			SEAT DIMENSIONS			BACK DIMENSIONS					
	W	D	H	W	D	H	W	H				
9752NAHB42	2563	2819	3035	3283	3691	4067	4443	4771	5179	5563	6083	6819
	IN 52	31	42	48	20.5	18.5		44		24.5		
	MM 1321	787	1067	1219	521	470		1118		622		
	RTA 00	1 per carton										

DESCRIPTION	FEATURES	MODEL #	STANDARD TEXTILE GRADES											
			1	2	3	4	5	6	7	8	9	10	11	12
 <p>Two Seat Sofa - 42" High Back w/36"H Table Shelf COM: 6 YD 5.49 M Unit weight: 120 LB 54.5 KG Carton weight: 135 LB 61.23 KG Carton volume: 63.75 FT³ 1.8 MT³</p>	Ganging clip required for sectional use.	9752NAHB42TB3388	3580	3742	3928	4234	4516	4798	5044	5350	5638	6028	6580	
			OVERALL DIMENSIONS			SEAT DIMENSIONS			BACK DIMENSIONS					
			W	D	H	W	D	H	W	H				
			IN 52 MM 1321	41 1041	42 1067	48 1219	20.5 521	18.5 470	44 1118	24.5 622				
		RTA 00	1 per carton											
 <p>Two Seat Sofa - 48" High Back COM: 8.75 YD 8 M Unit weight: 115 LB 52.3 KG Carton weight: 130 LB 58.97 KG Carton volume: 55 FT³ 1.55 MT³</p>	Ganging clip required for sectional use.	9752NAHB48	2671	2951	3187	3459	3905	4316	4727	5086	5532	5952	6521	7326
			OVERALL DIMENSIONS			SEAT DIMENSIONS			BACK DIMENSIONS					
			W	D	H	W	D	H	W	H				
			IN 52 MM 1321	31 787	48 1219	48 1219	20.5 521	18.5 470	44 1118	30.5 775				
		RTA 00	1 per carton											
 <p>Two Seat Sofa - 42" High Back w/42" H Table Shelf COM: 6 YD 5.49 M Unit weight: 130 LB 59.1 KG Carton weight: 145 LB 65.77 KG Carton volume: 71.25 FT³ 2.01 MT³</p>	Ganging clip required for sectional use.	9752NAHB48TB3496	3688	3850	4036	4342	4624	4906	5152	5458	5746	6136	6688	
			OVERALL DIMENSIONS			SEAT DIMENSIONS			BACK DIMENSIONS					
			W	D	H	W	D	H	W	H				
			IN 52 MM 1321	41 1041	48 1219	48 1219	20.5 521	18.5 470	44 1118	30.5 775				
		RTA 00	1 per carton											
 <p>Two Seat Sofa - Open Back COM: 6.25 YD 5.72 M Unit weight: 99 LB 45 KG Carton weight: 111 LB 50.35 KG Carton volume: 35.25 FT³ 0.99 MT³</p>		9752-OB	2761	2961	3130	3324	3642	3936	4230	4486	4805	5105	5511	6086
			OVERALL DIMENSIONS			SEAT DIMENSIONS			BACK DIMENSIONS					
			W	D	H	W	D	H	W	H				
			IN 56 MM 1422	29.5 749	30 762	54 1372	20.5 521	18.5 470	48 1219	12.5 318				
		RTA 00	1 per carton											
 <p>Two Seat Sofa - Open Back - One Arm COM: 5.25 YD 4.8 M Unit weight: 89 LB 40.5 KG Carton weight: 101 LB 45.81 KG Carton volume: 36.25 FT³ 1.02 MT³</p>	Ganging clip required for sectional use.	9752R-OB 9752L-OB	2459	2627	2769	2932	3199	3446	3693	3908	4176	4428	4769	5252
			OVERALL DIMENSIONS			SEAT DIMENSIONS			BACK DIMENSIONS					
			W	D	H	W	D	H	W	H				
			IN 54 MM 1372	31 787	30 762	48 1219	20.5 521	18.5 470	44 1118	12.5 318				
		RTA 00	1 per carton											
			R for right arm. L for left arm.											
 <p>Two Seat Sofa - Open Back - Armless COM: 4.25 YD 3.89 M Unit weight: 79 LB 35.9 KG Carton weight: 91 LB 41.28 KG Carton volume: 35.5 FT³ 1 MT³</p>		9752NA-OB	2218	2354	2469	2601	2817	3017	3217	3391	3608	3812	4088	4479
			OVERALL DIMENSIONS			SEAT DIMENSIONS			BACK DIMENSIONS					
			W	D	H	W	D	H	W	H				
			IN 52 MM 1321	31 787	30 762	48 1219	20.5 521	18.5 470	44 1118	12.5 318				
		RTA 00	1 per carton											

DESCRIPTION	FEATURES	MODEL #	STANDARD TEXTILE GRADES											
			1	2	3	4	5	6	7	8	9	10	11	12



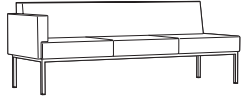
Three Seat Sofa
 COM: 9.5 YD | 8.69 M
 Unit weight: 138 LB | 62.7 KG
 Carton weight: 153 LB | 69.4 KG
 Carton volume: 54.5 FT³ | 1.54 MT³

9753	3784	4088	4345	4639	5124	5570	6017	6406	6891	7347	7964	8838
-------------	------	------	------	------	------	------	------	------	------	------	------	------

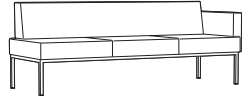
OVERALL DIMENSIONS			SEAT DIMENSIONS			BACK DIMENSIONS	
W	D	H	W	D	H	W	H

IN	82.5	31	30	76.5	20.5	18.5	66	12.5
MM	2096	787	762	1943	521	470	1676	318

RTA 00 1 per carton



Three Seat Sofa - One Arm
 COM: 8.25 YD | 7.54 M
 Unit weight: 128 LB | 58.2 KG
 Carton weight: 143 LB | 64.86 KG
 Carton volume: 54.5 FT³ | 1.54 MT³



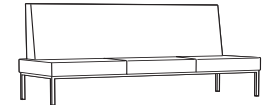
Ganging clip required for sectional use.
 R for right arm.
 L for left arm.

9753R	3528	3792	4015	4271	4691	5079	5467	5805	6226	6622	7158	7917
--------------	------	------	------	------	------	------	------	------	------	------	------	------

OVERALL DIMENSIONS			SEAT DIMENSIONS			BACK DIMENSIONS	
W	D	H	W	D	H	W	H

IN	81.5	31	30	80.5	20.5	18.5	74	12.5
MM	2070	787	762	2045	521	470	1880	318

RTA 00 1 per carton



Three Seat Sofa - 42" High Back
 COM: 12.25 YD | 11.2 M
 Unit weight: 128 LB | 58.2 KG
 Carton weight: 143 LB | 64.86 KG
 Carton volume: 72.5 FT³ | 2.05 MT³

Ganging clip required for sectional use.

9753NAHB42	3912	4304	4635	5015	5639	6215	6791	7293	7918	8506	9302	10429
-------------------	------	------	------	------	------	------	------	------	------	------	------	-------

OVERALL DIMENSIONS			SEAT DIMENSIONS			BACK DIMENSIONS	
W	D	H	W	D	H	W	H

IN	80.5	31	42	74	20.5	18.5	74	24.5
MM	2045	787	1067	1880	521	470	1880	622

RTA 00 1 per carton



Three Seat Sofa - 42" High Back w/36"H Table Shelf
 COM: 9 YD | 8.23 M
 Unit weight: 143 LB | 65 KG
 Carton weight: 158 LB | 71.67 KG
 Carton volume: 93.5 FT³ | 2.64 MT³

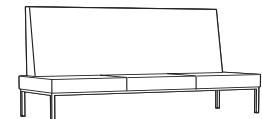
Ganging clip required for sectional use.

9753NAHB42TB	4874	5162	5405	5684	6143	6566	6989	7358	7817	8249	8834	9662
---------------------	------	------	------	------	------	------	------	------	------	------	------	------

OVERALL DIMENSIONS			SEAT DIMENSIONS			BACK DIMENSIONS	
W	D	H	W	D	H	W	H

IN	80.5	41	42	80.5	20.5	18.5	74	24.5
MM	2045	1041	1067	2045	521	470	1880	622

RTA 00 1 per carton



Three Seat Sofa - 48" High Back
 COM: 13.25 YD | 12.12 M
 Unit weight: 153 LB | 69.5 KG
 Carton weight: 168 LB | 76.2 KG
 Carton volume: 82.25 FT³ | 2.32 MT³

Ganging clip required for sectional use.

9753NAHB48	4144	4568	4926	5337	6012	6635	7258	7801	8477	9113	9974	11193
-------------------	------	------	------	------	------	------	------	------	------	------	------	-------

OVERALL DIMENSIONS			SEAT DIMENSIONS			BACK DIMENSIONS	
W	D	H	W	D	H	W	H

IN	80.5	31	48	80.5	20.5	18.5	74	30.5
MM	2045	787	1219	2045	521	470	1880	775

RTA 00 1 per carton



Three Seat Sofa - 48" High Back w/42"H Table Shelf
 COM: 13.25 YD | 12.12 M
 Unit weight: 143 LB | 65 KG
 Carton weight: 158 LB | 71.67 KG
 Carton volume: 106 FT³ | 3 MT³

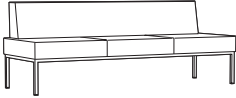
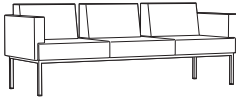
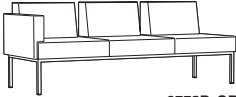
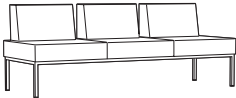




Ganging clip required for sectional use.

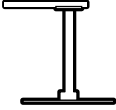















9753NAHB48TB	5107	5531	5889	6300	6975	7598	8221	8764	9440	10076	10937	12156
---------------------	------	------	------	------	------	------	------	------	------	-------	-------	-------

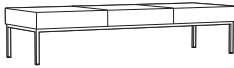








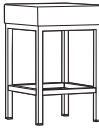
OVERALL DIMENSIONS			SEAT DIMENSIONS			BACK DIMENSIONS	
W	D	H	W	D	H	W	H


IN	80.5	41	48	80.5	20.5	18.5	74	24.5
MM	2045	1041	1219	2045	521	470	1880	622

RTA 00 1 per carton

DESCRIPTION	FEATURES	MODEL #	STANDARD TEXTILE GRADES																							
			1	2	3	4	5	6	7	8	9	10	11	12												
 <p>Three Seat Sofa - Armless COM: 7 YD 6.4 M Unit weight: 118 LB 53.6 KG Carton weight: 133 LB 60.33 KG Carton volume: 51.5 FT³ 1.45 MT³</p>	Ganging clip required for sectional use.	9753NA	3240	3464	3653	3870	4227	4556	4885	5172	5529	5865	6320	6964												
			OVERALL DIMENSIONS			SEAT DIMENSIONS			BACK DIMENSIONS																	
			W	D	H	W	D	H	W	H																
			IN 80.5 MM 2045	31 787	30 762	80.5 2045	20.5 521	18.5 470	74 1880	12.5 318																
		RTA 00	1 per carton																							
 <p>Three Seat Sofa - Open Back COM: 8 YD 7.32 M Unit weight: 138 LB 62.7 KG Carton weight: 153 LB 69.4 KG Carton volume: 54.5 FT³ 1.54 MT³</p>		9753-OB	3751	4007	4223	4471	4879	5255	5631	5959	6367	6751	7271	8007												
			OVERALL DIMENSIONS			SEAT DIMENSIONS			BACK DIMENSIONS																	
			W	D	H	W	D	H	W	H																
			IN 82.5 MM 2096	31 787	30 762	80.5 2045	20.5 521	18.5 470	74 1880	12.5 318																
		RTA 00	1 per carton																							
 <p>Three Seat Sofa - Open Back - One Arm COM: 7 YD 6.4 M Unit weight: 128 LB 58.2 KG Carton weight: 143 LB 64.86 KG Carton volume: 54.5 FT³ 1.54 MT³</p>	Ganging clip required for sectional use.	9753R-OB	3495	3719	3908	4125	4482	4811	5140	5427	5784	6120	6575	7219												
															OVERALL DIMENSIONS			SEAT DIMENSIONS			BACK DIMENSIONS					
															W	D	H	W	D	H	W	H				
															IN 81.5 MM 2070	31 787	30 762	80.5 2045	20.5 521	18.5 470	74 1880	12.5 318				
		RTA 00	1 per carton																							
			R for right arm. L for left arm.																							
 <p>Three Seat Sofa - Open Back - Armless COM: 6.25 YD 5.72 M Unit weight: 118 LB 53.6 KG Carton weight: 133 LB 60.33 KG Carton volume: 51.5 FT³ 1.45 MT³</p>	Ganging clip required for sectional use.	9753NA-OB	3208	3408	3577	3771	4089	4383	4677	4933	5252	5552	5958	6533												
			OVERALL DIMENSIONS			SEAT DIMENSIONS			BACK DIMENSIONS																	
			W	D	H	W	D	H	W	H																
			IN 80.5 MM 2045	31 787	30 762	80.5 2045	20.5 521	18.5 470	74 1880	12.5 318																
		RTA 00	1 per carton																							
 <p>Storage Table COM: N/A Unit weight: 59 LB 26.8 KG Carton weight: 65 LB 29.48 KG Carton volume: 11.5 FT³ 0.32 MT³</p>	Ganging clip required for sectional use.	9754	List price																							
			953																							
			OVERALL DIMENSIONS			SEAT DIMENSIONS			BACK DIMENSIONS																	
			W	D	H	W	D	H	W	H																
IN 27.25 MM 692	27.25 692	16.5 419	-	-	-	-	-																			
		RTA 00		1 per carton																						
 <p>Corner Table COM: N/A Unit weight: 34 LB 15.5 KG Carton weight: 40 LB 18.14 KG Carton volume: 8 FT³ 0.22 MT³</p>	Ganging clip required for sectional use.	9755	List price																							
			584																							
			OVERALL DIMENSIONS			SEAT DIMENSIONS			BACK DIMENSIONS																	
			W	D	H	W	D	H	W	H																
IN 27.25 MM 692	27.25 692	12.5 318	-	-	-	-	-																			
		RTA 00		1 per carton																						

DESCRIPTION	FEATURES	MODEL #	STANDARD TEXTILE GRADES																																			
 <p>Middle Tablet COM: N/A Unit weight: 9 LB 4.1 KG Carton weight: 12 LB 5.44 KG Carton volume: 2.5 FT³ 0.07 MT³</p>		<p>List price</p> <p>9756 476</p>																																				
			OVERALL DIMENSIONS			SEAT DIMENSIONS			BACK DIMENSIONS																													
			W	D	H	W	D	H	W	H																												
			IN 14 MM 356	17.25 438	14 356	-	-	-	-	-																												
					1 per carton																																	
 <p>Tablet COM: N/A Unit weight: 9 LB 4.1 KG Carton weight: 12 LB 5.44 KG Carton volume: 2.5 FT³ 0.07 MT³</p>	<p>Mounts underneath of seating.</p> <p>R for right hand tablet. L for left hand tablet.</p>	<p>List price</p> <p>9757L 9758R 460</p>																																				
			OVERALL DIMENSIONS			SEAT DIMENSIONS			BACK DIMENSIONS																													
			W	D	H	W	D	H	W	H																												
			IN 14 MM 356	17.25 438	14 356	-	-	-	-	-																												
					1 per carton																																	
 <p>Ganging Bracket COM: N/A Unit weight: 0.25 LB 0.1 KG Carton weight: 0.52 LB 0.24 KG Carton volume: 0.5 FT³ 0.01 MT³</p>	<p>One bracket is required per connection.</p>	<p>List price</p> <p>9759 19</p>																																				
			OVERALL DIMENSIONS			SEAT DIMENSIONS			BACK DIMENSIONS																													
			W	D	H	W	D	H	W	H																												
			IN 1 MM 25	0.75 19	10 254	-	-	-	-	-																												
					25 per carton																																	
 <p>Power Unit w/10 Ft. power cord COM: N/A Unit weight: 2 LB 0.9 KG Carton weight: 3 LB 1.36 KG Carton volume: 0.5 FT³ 0.01 MT³</p>	<p>Mounts underneath of seating or tables.</p> <p>One power outlet and two USB ports.</p>	<p>List price</p> <p>9760 375</p>																																				
			OVERALL DIMENSIONS			SEAT DIMENSIONS			BACK DIMENSIONS																													
			W	D	H	W	D	H	W	H																												
			IN 6 MM 152	2.75 70	2.75 70	-	-	-	-	-																												
					1 per carton																																	
 <p>One Seat Bench COM: 2 YD 1.83 M Unit weight: 31 LB 14.1 KG Carton weight: 37 LB 16.78 KG Carton volume: 10.75 FT³ 0.3 MT³</p>	<p>Ganging clip required for sectional use.</p>	<table border="1"> <tr> <td></td> <td>1</td> <td>2</td> <td>3</td> <td>4</td> <td>5</td> <td>6</td> <td>7</td> <td>8</td> <td>9</td> <td>10</td> <td>11</td> <td>12</td> </tr> <tr> <td>9761</td> <td>939</td> <td>1003</td> <td>1057</td> <td>1119</td> <td>1221</td> <td>1315</td> <td>1409</td> <td>1491</td> <td>1593</td> <td>1689</td> <td>1819</td> <td>2003</td> </tr> </table>		1	2	3	4	5	6	7	8	9	10	11	12	9761	939	1003	1057	1119	1221	1315	1409	1491	1593	1689	1819	2003										
				1	2	3	4	5	6	7	8	9	10	11	12																							
			9761	939	1003	1057	1119	1221	1315	1409	1491	1593	1689	1819	2003																							
			OVERALL DIMENSIONS			SEAT DIMENSIONS			BACK DIMENSIONS																													
W	D	H	W	D	H	W	H																															
IN 27.5 MM 699	28.5 724	17.5 445	27.5 699	28.5 724	18.5 470	-	-																															
				1 per carton																																		
 <p>Two Seat Bench COM: 4 YD 3.66 M Unit weight: 49 LB 22.3 KG Carton weight: 57 LB 25.85 KG Carton volume: 21.25 FT³ 0.6 MT³</p>	<p>Ganging clip required for sectional use.</p>	<table border="1"> <tr> <td></td> <td>1</td> <td>2</td> <td>3</td> <td>4</td> <td>5</td> <td>6</td> <td>7</td> <td>8</td> <td>9</td> <td>10</td> <td>11</td> <td>12</td> </tr> <tr> <td>9762</td> <td>1668</td> <td>1796</td> <td>1904</td> <td>2028</td> <td>2232</td> <td>2420</td> <td>2608</td> <td>2772</td> <td>2976</td> <td>3168</td> <td>3428</td> <td>3796</td> </tr> </table>		1	2	3	4	5	6	7	8	9	10	11	12	9762	1668	1796	1904	2028	2232	2420	2608	2772	2976	3168	3428	3796										
				1	2	3	4	5	6	7	8	9	10	11	12																							
			9762	1668	1796	1904	2028	2232	2420	2608	2772	2976	3168	3428	3796																							
			OVERALL DIMENSIONS			SEAT DIMENSIONS			BACK DIMENSIONS																													
W	D	H	W	D	H	W	H																															
IN 54 MM 1372	28.5 724	17.5 445	54 1372	28.5 724	18.5 470	-	-																															
				1 per carton																																		

DESCRIPTION	FEATURES	MODEL #	STANDARD TEXTILE GRADES											
			1	2	3	4	5	6	7	8	9	10	11	12
 <p>Three Seat Bench COM: 6 YD 5.49 M Unit weight: 70 LB 31.8 KG Carton weight: 80 LB 36.29 KG Carton volume: 29.5 FT³ 0.83 MT³</p>	Ganging clip required for sectional use.	9763	2394	2586	2748	2934	3240	3522	3804	4050	4356	4644	5034	5586
			OVERALL DIMENSIONS			SEAT DIMENSIONS			BACK DIMENSIONS					
			W	D	H	W	D	H	W	H				
			IN 80.5 MM 2045	28.5 724	17.5 445	80.5 2045	28.5 724	18.5 470	-	-				
			RTA 00	1 per carton										
List price														
		9765	1503											
 <p>Coffee Storage Table (2 Seat Length) COM: N/A Unit weight: 102 LB 46.4 KG Carton weight: 112 LB 50.8 KG Carton volume: 20.5 FT³ 0.58 MT³</p>	Ganging clip required for sectional use.	9765	53.75	27.25	16.5	-	-	-	-	-	-	-	-	-
			OVERALL DIMENSIONS			SEAT DIMENSIONS			BACK DIMENSIONS					
			W	D	H	W	D	H	W	H				
			IN 53.75 MM 1365	27.25 692	16.5 419	-	-	-	-	-				
			RTA 00		1 per carton									
List price														
		9766	969											
 <p>Coffee Table (2 Seat Length) COM: N/A Unit weight: 56 LB 25.5 KG Carton weight: 68 LB 30.84 KG Carton volume: 17.75 FT³ 0.5 MT³</p>	Freestanding.	9766	54	27.5	13	-	-	-	-	-	-	-	-	
			OVERALL DIMENSIONS			SEAT DIMENSIONS			BACK DIMENSIONS					
			W	D	H	W	D	H	W	H				
			IN 54 MM 1372	27.5 699	13 330	-	-	-	-	-				
			RTA 00		1 per carton									
List price														
		9767	501											
 <p>Floating Side Table COM: N/A Unit weight: 15 LB 6.8 KG Carton weight: 20 LB 9.07 KG Carton volume: 2.2 FT³ 0.06 MT³</p>	To be used in between chair/sofa models.	9767	13.5	27.25	1	-	-	-	-	-	-	-	-	
			OVERALL DIMENSIONS			SEAT DIMENSIONS			BACK DIMENSIONS					
			W	D	H	W	D	H	W	H				
			IN 13.5 MM 343	27.25 692	1 25	-	-	-	-	-				
			RTA 00		1 per carton									
List price														
		9768	704											
 <p>Floating Storage Side Table COM: N/A Unit weight: 15 LB 6.8 KG Carton weight: 20 LB 9.07 KG Carton volume: 2.2 FT³ 0.06 MT³</p>	To be used in between chair/sofa models.	9768	13.5	27.25	5	-	-	-	-	-	-	-	-	
			OVERALL DIMENSIONS			SEAT DIMENSIONS			BACK DIMENSIONS					
			W	D	H	W	D	H	W	H				
			IN 13.5 MM 343	27.25 692	5 127	-	-	-	-	-				
			RTA 00		1 per carton									
 <p>24" Stool COM: 0.75 YD 0.69 M Unit weight: 17 LB 7.7 KG Carton weight: 22 LB 9.98 KG Carton volume: 4.75 FT³ 0.13 MT³</p>		9769S24	587	611	631	655	693	728	763	794	832	868	917	986
			OVERALL DIMENSIONS			SEAT DIMENSIONS			BACK DIMENSIONS					
			W	D	H	W	D	H	W	H				
			IN 15 MM 381	15 381	24 610	-	-	24 610	-	-				
			RTA 00	1 per carton										

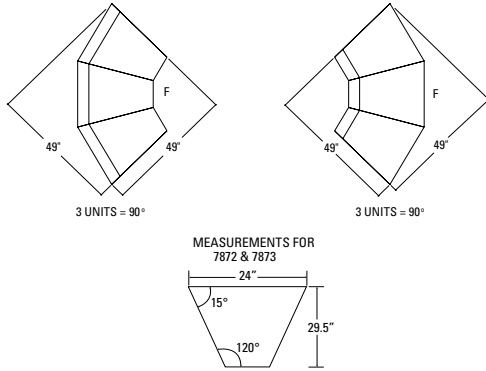
DESCRIPTION	FEATURES	MODEL #	STANDARD TEXTILE GRADES											
			1	2	3	4	5	6	7	8	9	10	11	12
 <p>30" Stool COM: 0.75 YD 0.69 M Unit weight: 18 LB 8.2 KG Carton weight: 23 LB 10.43 KG Carton volume: 5.5 FT³ 0.15 MT³</p>		9769S30	656	680	700	724	762	797	832	863	901	937	986	1055
			OVERALL DIMENSIONS			SEAT DIMENSIONS			BACK DIMENSIONS					
			W	D	H	W	D	H	W	H				
			IN 15	15	30	-	-	30	-	-				
			MM 381	381	762	-	-	762	-	-				
			RTA 00		1 per carton									

BRADEN



model 7871

models 7870R, 7870, 7870L, 7872, 7873



STANDARD FEATURES

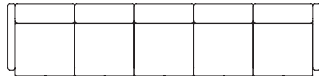
- A flexible modular seating system that is exceptionally durable. Combine these seating components into a configuration that suits your space.
- Braden uses a unique ganging feature which locks units solidly together, but allows them to be separated and reconfigured when necessary.
- Locking "pins" will always be on the left side (seated) of a ganging unit, while the pin receptacle will always be on the right side.
- Ganging brackets can only be used on armless and single arm models. Model 7871 cannot be ganged.
- Three inside corner units create a 90° inside corner assembly.
- Three outside corner units create a 90° outside corner.
- Upholstery options: fabric, vinyl or leather. Vinyl and leather models may feature stitch detail across the seat and/or back cushions, if applicable.

OPTIONAL FEATURES

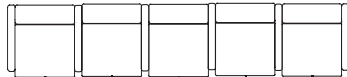
- For ganging hardware please use the following codes: add **(G)** for both sides, add **(GR)** for right side seated only, add **(GL)** for left side seated only.
- For highly resilient, high density Ultracell foam seat, please specify **(UC)**. Add \$96.
- For hard surface flooring use tiger paw non-slip glides, please specify **(NS)**. Add \$22.
- Model 7874 and 7880 table (tops) are offered in the following laminate finishes: Absolute Acajou (ACJ), Asian Night (ASN), Avant Cherry (AWC), Avant Honey (AWH), Black (BLK), Blizzard (BZD), Brushed Cobalt (BRC), Clear Maple (CMB), Custom Grey (CGY), Dark Espresso (DES), Designer White (DWT), Fashionista (FAS), First Class (FCL), Noce Biondo (NBL), Noce Grigio (NGL), Noce Leggero (NEL), Noce Medio (NML), Quartered Mahogany (QTM), Sheer Beauty (SBY), Stonedust (SDT), Storm Grey (SOG), Walnut Heights (WHE), White Chocolate (WHC) and Winter Cherry (WCR).

Typical Configurations and Applications:

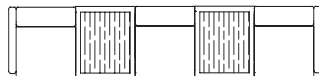
Five seat linked sofa with arms only on ends:



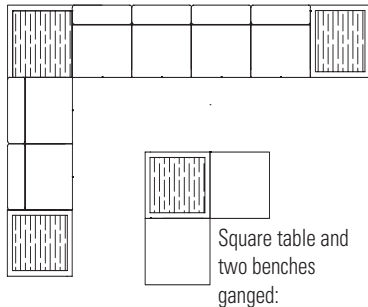
Five seat linked sofa with arms between each seat:



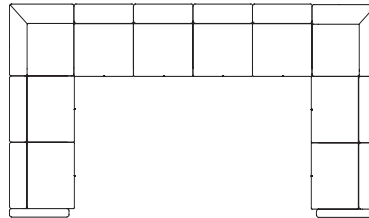
Three seats linked with two tables arms on ends:




Tables and armless chairs in L shaped configuration:



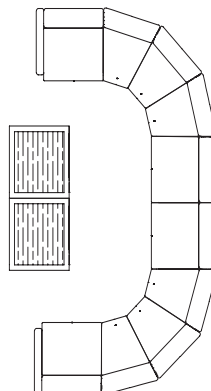
Ganged seating with corner units:



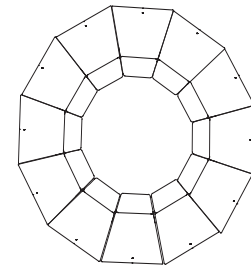
Two tables and 4 benches, ganged together:



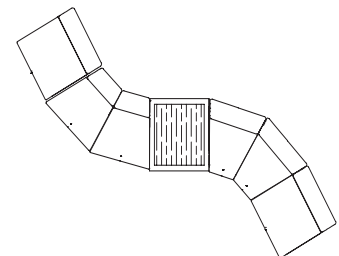
C shaped sectional with arms on ends and tables:



Circular configuration ganged seating:

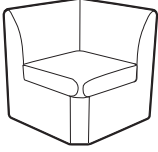












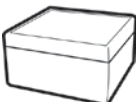

S shaped configuration ganged seating & table:

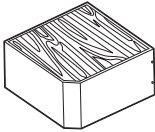



Three benches ganged:



DESCRIPTION	FEATURES	MODEL#	STANDARD TEXTILE GRADES												
			1	2	3	4	5	6	7	8	9	10	11	12	
 <p>Corner Unit COM: 4 YD 3.66 M Unit weight: 42 LB 19.1 KG Carton weight: 50 LB 22.68 KG Carton volume: 16.5 FT³ 0.46 MT³</p>	Ganging hardware adjacent sides. Ergonomic features: M, N	7867	1092	1220	1328	1452	1656	1844	2032	2196	2400	2592	2852	3220	
		OVERALL DIMENSIONS W D H			SEAT DIMENSIONS W D H			BACK DIMENSIONS W H							
		IN	28	28	30	20	20.5	17	19.5	12.5					
		MM	711	711	762	508	521	432	495	318					
							RTA 00	1 per carton							
 <p>Single Arm COM: 1.75 YD 1.6 M Unit weight: 23 LB 10.5 KG Carton weight: 26 LB 11.79 KG Carton volume: 2.9 FT³ 0.08 MT³</p>	Ganging hardware both sides.	7868	373	429	476	531	620	702	784	856	945	1029	1143	1304	
		OVERALL DIMENSIONS W D H			SEAT DIMENSIONS W D H			BACK DIMENSIONS W H							
		IN	3.75	25	25	-	-	-	-	-					
		MM	95	635	635	-	-	-	-	-					
							RTA 00		1 per carton						
 <p>Single Seater COM: 2.75 YD 2.51 M Unit weight: 33 LB 15 KG Carton weight: 38 LB 17.24 KG Carton volume: 16.5 FT³ 0.46 MT³</p>	See notes for ganging hardware options. Ergonomic features: M, N	7870	581	669	743	829	969	1098	1227	1340	1480	1612	1791	2044	
		OVERALL DIMENSIONS W D H			SEAT DIMENSIONS W D H			BACK DIMENSIONS W H							
		IN	24	27.5	30	24	19.5	16.5	24	13.5					
		MM	610	699	762	610	495	419	610	343					
							RTA 00	1 per carton							
 <p>Single Seater - Left Arm COM: 3.75 YD 3.43 M Unit weight: 40 LB 18.2 KG Carton weight: 45 LB 20.41 KG Carton volume: 16.5 FT³ 0.46 MT³</p>	Ganging hardware right side. Ergonomic features: M, N	7870L	870	990	1091	1208	1399	1575	1751	1905	2096	2276	2520	2865	
		OVERALL DIMENSIONS W D H			SEAT DIMENSIONS W D H			BACK DIMENSIONS W H							
		IN	27	27.5	30	24	19.5	16.5	24	13.5					
		MM	686	699	762	610	495	419	610	343					
							RTA 00	1 per carton							
 <p>Single Seater - Right Arm COM: 3.75 YD 3.43 M Unit weight: 40 LB 18.2 KG Carton weight: 45 LB 20.41 KG Carton volume: 16.5 FT³ 0.46 MT³</p>	Ganging hardware left side. Ergonomic features: M, N	7870R	870	990	1091	1208	1399	1575	1751	1905	2096	2276	2520	2865	
		OVERALL DIMENSIONS W D H			SEAT DIMENSIONS W D H			BACK DIMENSIONS W H							
		IN	27	27.5	30	24	19.5	16.5	24	13.5					
		MM	686	699	762	610	495	419	610	343					
							RTA 00	1 per carton							

DESCRIPTION	FEATURES	MODEL#	STANDARD TEXTILE GRADES														
			1	2	3	4	5	6	7	8	9	10	11	12			
 <p>Single Seater - w/Arms COM: 4.75 YD 4.34 M Unit weight: 47 LB 21.4 KG Carton weight: 52 LB 23.59 KG Carton volume: 16.5 FT³ 0.46 MT³</p>	<p>Freestanding unit. No ganging hardware options.</p> <p>Ergonomic features: M, N</p>	7871	1158	1310	1438	1586	1828	2051	2274	2469	2711	2939	3248	3685			
			OVERALL DIMENSIONS			SEAT DIMENSIONS			BACK DIMENSIONS								
			W	D	H	W	D	H	W	H							
			IN 30	27.5	30	24	19.5	16.5	24	13.5							
	MM 762	699	762	610	495	419	610	343									
			RTA 00	1 per carton													
 <p>Corner Unit COM: 2.75 YD 2.51 M Unit weight: 26 LB 11.8 KG Carton weight: 31 LB 14.06 KG Carton volume: 16.5 FT³ 0.46 MT³</p>	<p>3 pieces make a 90° outside turn. Total of 49"L x 49"W.</p> <p>See notes for ganging hardware options.</p> <p>Ergonomic features: M, N</p>	7872	638	726	800	886	1026	1155	1284	1397	1537	1669	1848	2101			
			OVERALL DIMENSIONS			SEAT DIMENSIONS			BACK DIMENSIONS								
			W	D	H	W	D	H	W	H							
			IN 24	27.5	30	20	19.5	16.5	15	13.5							
	MM 610	699	762	508	495	419	381	343									
			RTA 00	1 per carton													
 <p>Corner Unit COM: 2.75 YD 2.51 M Unit weight: 26 LB 11.8 KG Carton weight: 31 LB 14.06 KG Carton volume: 16.5 FT³ 0.46 MT³</p>	<p>3 pieces make a 90° inside turn. Total of 49"L x 49"W.</p> <p>See notes for ganging hardware options.</p> <p>Ergonomic features: M, N</p>	7873	638	726	800	886	1026	1155	1284	1397	1537	1669	1848	2101			
			OVERALL DIMENSIONS			SEAT DIMENSIONS			BACK DIMENSIONS								
			W	D	H	W	D	H	W	H							
			IN 24	27.5	30	16	19.5	16.5	21.5	13.5							
	MM 610	699	762	406	495	419	546	343									
			RTA 00	1 per carton													
 <p>Table - 24" Square w/Upholstered Sides COM: 1.75 YD 1.6 M Unit weight: 35 LB 15.9 KG Carton weight: 38 LB 17.24 KG Carton volume: 6.25 FT³ 0.17 MT³</p>		7874	480	536	583	638	727	809	891	963	1052	1136	1250	1411			
			OVERALL DIMENSIONS			SEAT DIMENSIONS			BACK DIMENSIONS								
			W	D	H	W	D	H	W	H							
			IN 24	24	14.5	-	-	-	-	-							
	MM 610	368	-	-	-	-	-										
			RTA 00		1 per carton												
 <p>Footstool - 24" Square Fully Upholstered COM: 2.25 YD 2.06 M Unit weight: 40 LB 18.2 KG Carton weight: 44 LB 19.96 KG Carton volume: 8.5 FT³ 0.24 MT³</p>		7874FS	809	881	942	1012	1126	1232	1338	1430	1545	1653	1799	2006			
			OVERALL DIMENSIONS			SEAT DIMENSIONS			BACK DIMENSIONS								
			W	D	H	W	D	H	W	H							
			IN 24	24	17.5	-	-	-	-	-							
	MM 610	445	-	-	-	-	-										
			RTA 00		1 per carton												

DESCRIPTION	FEATURES	MODEL#	STANDARD TEXTILE GRADES											
			1	2	3	4	5	6	7	8	9	10	11	12
 <p>Corner Table w/Upholstered Sides COM: 1.75 YD 1.6 M Unit weight: 40 LB 18.2 KG Carton weight: 45 LB 20.41 KG Carton volume: 7.5 FT³ 0.21 MT³</p>	Ganging hardware adjacent sides.	7880	746	802	849	904	993	1075	1157	1229	1318	1402	1516	1677
		OVERALL DIMENSIONS			SEAT DIMENSIONS			BACK DIMENSIONS						
			W	D	H	W	D	H	W	H				
			IN 27	27	14.5	-	-	-	-	-				
			MM 686	686	368	-	-	-	-	-				
			RTA 00		1 per carton									



Calidon™ seating and occasional tables share a distinctly modern appearance. With well-balanced and full-frame, solid hardwood construction, Calidon is a versatile solution combining comfort, style and durability for years to come. Fully upholstered lounge models include optional integrated power and USB charging for easy access in either front or side locations. Guest and lounge seating feature an integrated wipe-out design to support cleaning protocols from workplace and hospitality to healthcare environments.

To see the full Calidon series, please refer to the Healthcare price list at globalfurnituregroup.com/ca/healthcare/resources/price-lists.

Features and Benefits

- Calidon consists of wood frame guest, lounge, bariatric and bench seating.
- Freestanding and tandem/bridge tables available.
- Designed for the rigors of high use environments.
- Frame design features a wall saver leg to prevent back contact and damage to walls.
- All guest and lounge chairs feature a clean out between seat and back, and tall legs for ease of cleaning.
- Lounge chairs with closed arms are fully upholstered.
- For added comfort, seats are standard with high density Ultracell foam.
- Active weight capacity up to 400 lbs. per seat for standard seating; up to 600 lbs. per seat for bariatric seating.

CAMINO



models shown: 5471-CP Lounge Chair, 5475-W End Table, 5472-CP Two Seat Sofa.



model 5471-CP



model 5476-W

STANDARD FEATURES

- A transitional soft seating series composed of one, two and three seat units. The series also offers tables with coordinating details and finishes.
- Frame is heavy duty, interlocking plywood, puzzle box construction suitable for public environments.
- The leg system utilizes a continuous visible frame between the front and rear leg. Each leg frame is bolted directly to the sofa frame, creating a very durable product.
- Legs are equipped with translucent non marking glides as standard. Suitable for both carpet and hard surface flooring.
- Seating units feature a decorative double stitch detail, which makes seams lay flat and adds extra seam strength.
- Cushions are highly resilient foam and seats are equipped with a synthetic rubberized sheet webbing suspension system for extra comfort. Cushions are fixed and non-removable.
- Tables are made with a choice of tops: genuine wood tops (**W**) with a reverse beveled edge, thermally fused laminate tops (**LP**) with matching PVC edging or high pressure laminate top (**HP**) with matching PVC edging. Custom high pressure laminate finishes will be considered upon request.
- Regardless of top chosen, all tables have wood aprons and a unique tapered leg design.
- Some table assembly is required, see RTA code with each item below.
- Upholstery options: fabric, vinyl or leather. Vinyl and leather models may feature stitch detail across the seat and/or back cushions, if applicable. If a two-tone fabric or a fabric/leather combination is required please fill in a fabric combination sketch showing where each fabric is to be applied. Please contact Customer Service.

OPTIONAL FEATURES


- For piping made in fabric matching the rest of the upholstery, please use matching piping models, (**MP**) after the model number. No upcharge.
- For piping made in a fabric that does not match the rest of the upholstery, you can specify any grade 1 or 2 upholstery material. Please see model numbers ending in (**CP**) which reflect the appropriate upcharge.
- Contrast piping fabric in a grade higher than 2 requires a special quotation. Unit price will vary depending on the number of units being ordered.
- Seating units and tables come with a choice of wood legs or polished cast aluminum legs. The table leg finishes coordinate with the legs on the soft seating units; finish must be specified.
- Wood finishes are available in Absolute (AAM), Black (BKM), Cherry (ACM), Espresso Cafe (ECM), English Oak (EOM), Fruitwood (TFM), Gray (HGM), Honey (AHM), Mahogany (TMM), Maple (AVM), Medium Walnut (MWM), Natural Walnut (NLW), Night (ASM), Noce Biondo (NBM), Noce Grigio (NGM), Noce Leggero (NEM), Noce Medio (NMM), Shaker Cherry (SKM), Walnut (TWM), WC Cream (WTM), White (WHM) and Winter Cherry (WCM). Please specify.
- Seating and tables with polished aluminum legs are shown as separate SKUs.
- Laminate table tops (LP and HP) are offered in the following finishes: Absolute Acajou (ACJ), Asian Night (ASN), Avant Cherry (AVC), Avant Honey (AWH), Black (BLK), Blizzard (BZD), Brushed Cobalt (BRC), Clear Maple (CMB), Custom Grey (CGY), Dark Espresso (DES), Designer White (DWT), Fashionista (FAS), First Class (FCL), Noce Biondo (NBL), Noce Grigio (NGL), Noce Leggero (NEL), Noce Medio (NML), Quartered Mahogany (QTM), Sheer Beauty (SBY), Stonedust (SDT), Storm Grey (SOG), Walnut Heights (WHE), White Chocolate (WHC) and Winter Cherry (WCR). Please specify.

DESCRIPTION

FEATURES

MODEL#

STANDARD TEXTILE GRADES




Lounge Chair w/Wood Legs
 COM: 4 YD | 3.66 M
 Unit weight: 50 LB | 22.7 KG
 Carton weight: 60 LB | 27.22 KG
 Carton volume: 19.25 FT³ | 0.54 MT³

No piping.

	1	2	3	4	5	6	7	8	9	10	11	12
5471	2090	2218	2326	2450	2654	2842	3030	3194	3398	3590	3850	4218

	OVERALL DIMENSIONS			SEAT DIMENSIONS			BACK DIMENSIONS	
	W	D	H	W	D	H	W	H
IN	29.5	29	30.5	21	19.5	18	20	11.5
MM	749	737	775	533	495	457	508	292

RTA 00 1 per carton








Lounge Chair w/Wood Legs & Piping
 COM: 4 YD | 3.66 M
 Unit weight: 50 LB | 22.7 KG
 Carton weight: 60 LB | 27.22 KG
 Carton volume: 19.25 FT³ | 0.54 MT³

CP = contrast piping.
 MP = matching piping.

	1	2	3	4	5	6	7	8	9	10	11	12
5471-CP	2239	2367	2475	2599	2803	2991	3179	3343	3547	3739	3999	4367
5471-MP	2090	2218	2326	2450	2654	2842	3030	3194	3398	3590	3850	4218

	OVERALL DIMENSIONS			SEAT DIMENSIONS			BACK DIMENSIONS	
	W	D	H	W	D	H	W	H
IN	29.5	29	30.5	21	19.5	18	20	11.5
MM	749	737	775	533	495	457	508	292

RTA 00 1 per carton

DESCRIPTION	FEATURES	MODEL#	STANDARD TEXTILE GRADES													
			1	2	3	4	5	6	7	8	9	10	11	12		
 <p>Two Seat Sofa w/Wood Legs COM: 5.75 YD 5.26 M Unit weight: 72 LB 32.7 KG Carton weight: 84 LB 38.1 KG Carton volume: 36 FT³ 1.01 MT³</p>	No piping.	5472	2944	3128	3283	3462	3755	4025	4295	4531	4824	5100	5474	6003		
			OVERALL DIMENSIONS			SEAT DIMENSIONS			BACK DIMENSIONS							
			W	D	H	W	D	H	W	H						
			IN 51 MM 1295	29 737	30.5 775	42 1067	19.5 495	18 457	41 1041	11.5 292						
		RTA 00	1 per carton													
 <p>Two Seat Sofa w/Wood Legs COM: 5.75 YD 5.26 M Unit weight: 72 LB 32.7 KG Carton weight: 84 LB 38.1 KG Carton volume: 36 FT³ 1.01 MT³</p>	CP = contrast piping. MP = matching piping.	5472-CP 5472-MP	3140	3324	3479	3657	3949	4219	4489	4724	5017	5293	5666	6194		
			OVERALL DIMENSIONS			SEAT DIMENSIONS			BACK DIMENSIONS							
			W	D	H	W	D	H	W	H						
			IN 51 MM 1295	29 737	30.5 775	42 1067	19.5 495	18 457	41 1041	11.5 292						
		RTA 00	1 per carton													
 <p>Three Seat Sofa w/Wood Legs COM: 7.5 YD 6.86 M Unit weight: 95 LB 43.2 KG Carton weight: 110 LB 49.9 KG Carton volume: 50.25 FT³ 1.42 MT³</p>	No piping.	5473	3800	4040	4243	4475	4858	5210	5563	5870	6253	6613	7100	7790		
			OVERALL DIMENSIONS			SEAT DIMENSIONS			BACK DIMENSIONS							
			W	D	H	W	D	H	W	H						
			IN 71 MM 1803	29 737	30.5 775	63 1600	19.5 495	18 457	62 1575	11.5 292						
		RTA 00	1 per carton													
 <p>Three Seat Sofa w/Wood Legs COM: 7.5 YD 6.86 M Unit weight: 95 LB 43.2 KG Carton weight: 110 LB 49.9 KG Carton volume: 50.25 FT³ 1.42 MT³</p>	CP = contrast piping. MP = matching piping.	5473-CP 5473-MP	4039	4279	4481	4713	5095	5447	5799	6106	6488	6848	7335	8024		
			OVERALL DIMENSIONS			SEAT DIMENSIONS			BACK DIMENSIONS							
			W	D	H	W	D	H	W	H						
			IN 71 MM 1803	29 737	30.5 775	63 1600	19.5 495	18 457	62 1575	11.5 292						
		RTA 00	1 per carton													
 <p>Coffee Table - 22" x 48" Rectangle w/Wood Legs COM: N/A Unit weight: 32 LB 14.5 KG Carton weight: 40 LB 18.14 KG Carton volume: 4 FT³ 0.11 MT³</p>			List price													
				5474-LP	1583											
				5474-HP	1699											
				5474-W	2045											
			LP = Laminate top HP = High pressure laminate top W = Wood top													
OVERALL DIMENSIONS			SEAT DIMENSIONS			BACK DIMENSIONS										
W	D	H	W	D	H	W	H									
IN 22 MM 559	48 1219	17.5 445	-	-	-	-	-									
		RTA 6	1 per carton													

DESCRIPTION FEATURES MODEL# STANDARD TEXTILE GRADES



End Table - 21" x 21" Square w/Wood Legs

COM: N/A
 Unit weight: 17 LB | 7.7 KG
 Carton weight: 20 LB | 9.07 KG
 Carton volume: 19.25 FT³ | 0.05 MT³

List price								
5475-LP	1180							
5475-HP	1294							
5475-W	1434							
LP = Laminate top HP = High pressure laminate top W = Wood top								
OVERALL DIMENSIONS			SEAT DIMENSIONS			BACK DIMENSIONS		
W	D	H	W	D	H	W	H	
IN 21	21	17.5	-	-	-	-	-	
MM 533	533	445	-	-	-	-	-	
RTA 8 1 per carton								



Coffee Table - 24" Round w/Wood Legs

COM: N/A
 Unit weight: 18 LB | 8.2 KG
 Carton weight: 21 LB | 9.53 KG
 Carton volume: 2.1 FT³ | 0.05 MT³


List price								
5476-LP	1210							
5476-HP	1325							
5476-W	1552							
LP = Laminate top HP = High pressure laminate top W = Wood top								
OVERALL DIMENSIONS			SEAT DIMENSIONS			BACK DIMENSIONS		
W	D	H	W	D	H	W	H	
IN 24	24	17.5	-	-	-	-	-	
MM 610	610	445	-	-	-	-	-	
RTA 8 1 per carton								



Coffee Table - 32" Round w/Wood Legs

COM: N/A
 Unit weight: 27 LB | 12.3 KG
 Carton weight: 35 LB | 15.88 KG
 Carton volume: 4.4 FT³ | 0.12 MT³

List price								
5477-LP	1838							
5477-HP	1953							
5477-W	2332							
LP = Laminate top HP = High pressure laminate top W = Wood top								
OVERALL DIMENSIONS			SEAT DIMENSIONS			BACK DIMENSIONS		
W	D	H	W	D	H	W	H	
IN 32	32	17.5	-	-	-	-	-	
MM 813	813	445	-	-	-	-	-	
RTA 8 1 per carton								



Lounge Chair w/Aluminum Legs

COM: 4 YD | 3.66 M
 Unit weight: 52 LB | 23.6 KG
 Carton weight: 62 LB | 28.12 KG
 Carton volume: 19.25 FT³ | 0.54 MT³

No piping.

	1	2	3	4	5	6	7	8	9	10	11	12
5481	1955	2083	2191	2315	2519	2707	2895	3059	3263	3455	3715	4083
OVERALL DIMENSIONS			SEAT DIMENSIONS			BACK DIMENSIONS						
W	D	H	W	D	H	W	H					
IN 29.5	29	30.5	21	19.5	18	20	11.5					
MM 749	737	775	533	495	457	508	292					
RTA 00 1 per carton												








Lounge Chair w/Aluminum Legs

COM: 4 YD | 3.66 M
 Unit weight: 52 LB | 23.6 KG
 Carton weight: 62 LB | 28.12 KG
 Carton volume: 19.25 FT³ | 0.54 MT³

CP = contrast piping.
 MP = matching piping.

	1	2	3	4	5	6	7	8	9	10	11	12
5481-CP	2104	2232	2339	2463	2667	2854	3042	3205	3409	3600	3860	4227
5481-MP	1955	2083	2191	2315	2519	2707	2895	3059	3263	3455	3715	4083
OVERALL DIMENSIONS			SEAT DIMENSIONS			BACK DIMENSIONS						
W	D	H	W	D	H	W	H					
IN 29.5	29	30.5	21	19.5	18	20	11.5					
MM 749	737	775	533	495	457	508	292					
RTA 00 1 per carton												

DESCRIPTION	FEATURES	MODEL#	STANDARD TEXTILE GRADES														
			1	2	3	4	5	6	7	8	9	10	11	12			
 <p>Two Seat Sofa w/Aluminum Legs COM: 5.75 YD 5.26 M Unit weight: 74 LB 33.6 KG Carton weight: 86 LB 39.01 KG Carton volume: 36 FT³ 1.01 MT³</p>	No piping.	5482	2809	2993	3148	3327	3620	3890	4160	4396	4689	4965	5339	5868			
			OVERALL DIMENSIONS			SEAT DIMENSIONS			BACK DIMENSIONS								
			W	D	H	W	D	H	W	H							
			IN 51	29	30.5	42	19.5	18	41	11.5							
			MM 1295	737	775	1067	495	457	1041	292							
			RTA 00 1 per carton														
 <p>Two Seat Sofa w/Aluminum Legs COM: 5.75 YD 5.26 M Unit weight: 74 LB 33.6 KG Carton weight: 86 LB 39.01 KG Carton volume: 36 FT³ 1.01 MT³</p>	CP = contrast piping. MP = matching piping.	5482-CP 5482-MP	3004	3188	3343	3521	3813	4083	4353	4588	4881	5157	5530	6058			
			OVERALL DIMENSIONS			SEAT DIMENSIONS			BACK DIMENSIONS								
			W	D	H	W	D	H	W	H							
			IN 51	29	30.5	42	19.5	18	41	11.5							
			MM 1295	737	775	1067	495	457	1041	292							
			RTA 00 1 per carton														
 <p>Three Seat Sofa w/Aluminum Legs COM: 7.5 YD 6.86 M Unit weight: 97 LB 44.1 KG Carton weight: 112 LB 50.8 KG Carton volume: 50.25 FT³ 1.42 MT³</p>	No piping.	5483	3665	3905	4108	4340	4723	5075	5428	5735	6118	6478	6965	7655			
			OVERALL DIMENSIONS			SEAT DIMENSIONS			BACK DIMENSIONS								
			W	D	H	W	D	H	W	H							
			IN 71	29	30.5	63	19.5	18	62	11.5							
			MM 1803	737	775	1600	495	457	1575	292							
			RTA 00 1 per carton														
 <p>Three Seat Sofa w/Aluminum Legs COM: 7.5 YD 6.86 M Unit weight: 97 LB 44.1 KG Carton weight: 112 LB 50.8 KG Carton volume: 50.25 FT³ 1.42 MT³</p>	CP = contrast piping. MP = matching piping.	5483-CP 5483-MP	3903	4143	4345	4577	4959	5311	5663	5970	6352	6712	7199	7888			
			OVERALL DIMENSIONS			SEAT DIMENSIONS			BACK DIMENSIONS								
			W	D	H	W	D	H	W	H							
			IN 71	29	30.5	63	19.5	18	62	11.5							
			MM 1803	737	775	1600	495	457	1575	292							
			RTA 00 1 per carton														
 <p>Coffee Table - 22" x 48" Rectangle w/Aluminum Legs COM: N/A Unit weight: 38 LB 17.3 KG Carton weight: 46 LB 20.87 KG Carton volume: 4 FT³ 0.11 MT³</p>	List price																
			5484-LP	1686													
			5484-HP	1803													
			5484-W	2149													
			LP = Laminate top HP = High pressure laminate top W = Wood top														
OVERALL DIMENSIONS			SEAT DIMENSIONS			BACK DIMENSIONS											
W	D	H	W	D	H	W	H										
IN 22	48	17.5	19.5	18	20	11.5											
MM 559	1219	445	533	495	457	508	292										
			RTA 6 1 per carton														

DESCRIPTION FEATURES MODEL# STANDARD TEXTILE GRADES



End Table - 21" x 21" Square w/Aluminum Legs

COM: N/A
 Unit weight: 23 LB | 10.5 KG
 Carton weight: 26 LB | 11.79 KG
 Carton volume: 2.1 FT³ | 0.05 MT³


List price								
5485-LP		1283						
5485-HP		1399						
5485-W		1538						
LP = Laminate top HP = High pressure laminate top W = Wood top								
OVERALL DIMENSIONS			SEAT DIMENSIONS			BACK DIMENSIONS		
W	D	H	W	D	H	W	D	H
IN 21	21	17.5	-	-	-	-	-	-
MM 533	533	445	-	-	-	-	-	-
RTA 8		1 per carton						



End Table - 24" Round w/Aluminum Legs

COM: N/A
 Unit weight: 24 LB | 10.9 KG
 Carton weight: 27 LB | 12.25 KG
 Carton volume: 2.1 FT³ | 0.05 MT³

List price								
5486-LP		1315						
5486-HP		1429						
5486-W		1656						
LP = Laminate top HP = High pressure laminate top W = Wood top								
OVERALL DIMENSIONS			SEAT DIMENSIONS			BACK DIMENSIONS		
W	D	H	W	D	H	W	D	H
IN 24	24	17.5	-	-	-	-	-	-
MM 610	610	445	-	-	-	-	-	-
RTA 8		1 per carton						



Coffee Table - 32" Round w/Aluminum Legs

COM: N/A
 Unit weight: 33 LB | 15 KG
 Carton weight: 41 LB | 18.6 KG
 Carton volume: 4.4 FT³ | 0.12 MT³

List price								
5487-LP		1940						
5487-HP		2057						
5487-W		2435						
LP = Laminate top HP = High pressure laminate top W = Wood top								
OVERALL DIMENSIONS			SEAT DIMENSIONS			BACK DIMENSIONS		
W	D	H	W	D	H	W	D	H
IN 32	32	17.5	-	-	-	-	-	-
MM 813	813	445	-	-	-	-	-	-
RTA 8		1 per carton						

CITI



model 7875RTL

model 7889



Citi Modular Group & Tables - shown in Tungsten

Leg options



5" tubular metal leg (shown in Tungsten finish)



5" tapered, softened edge, wood leg (shown in Maple finish)

STANDARD FEATURES

- Fully upholstered contemporary design, complements the timeless decor of many offices. Proportions are compact, 31" deep, work well in public spaces.
- All models have fixed, non-removable cushions.
- Arm height on all models is 25".
- Casters are not available on this series.
- Citi seat and table legs are 5" high tubular metal, standard in a Tungsten finish.
- Citi table tops are available in either tempered glass or laminate.
- Tablets are made from thermally fused laminate, 0.75" thick. Tablet arms measure 12"D x 16.5"W. Available right hand seated (RT), left hand seated (LT) or both right and left hand (LRT).
- Laminate tables and tablets are offered in the following finishes: Absolute Acajou (ACJ), Asian Night (ASN), Avant Cherry (AWC), Avant Honey (AWH), Black (BLK), Blizzard (BZD), Brushed Cobalt (BRC), Clear Maple (CMB), Custom Grey (CGY), Dark Espresso (DES), Designer White (DWT), Fashionista (FAS), First Class (FCL), Noce Biondo (NBL), Noce Grigio (NGL), Noce Leggero (NEL), Noce Medio (NML), Quartered Mahogany (QTM), Sheer Beauty (SBY), Stonedust (SDT), Storm Grey (SOG), Walnut Heights (WHE), White Chocolate (WHC) and Winter Cherry (WCR). Please specify.

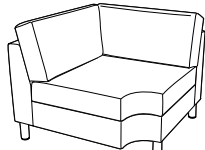








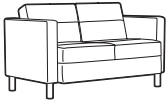

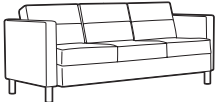
- Ganging brackets (#7892) are sold separately. Ganging brackets are to be used on armless seating if interconnection to another armless seating unit is required. Bench and ottomans only gang to other benches/ottomans, cannot gang with seating units. Brackets come with a template for installation.
- Upholstery options: fabric, vinyl or leather. Vinyl and leather models may feature stitch detail across the seat and/or back cushions, if applicable.




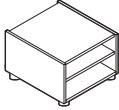

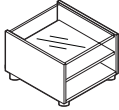

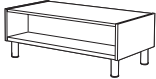

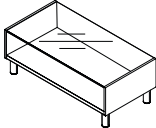

OPTIONAL FEATURES

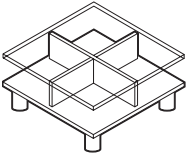



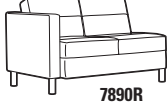

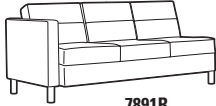

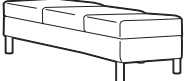
- For highly resilient, high density Ultracell foam on seat, please specify (UC) after the model number. One seater add \$99. Two seater add \$197. Three seater add \$295.
- Leg options:**
 - (MTL) Metal legs
For metal leg finish options, please see page 380. For Chrome (CHM) finish, add \$68.
 - (WDL) Wood legs
Non-cylindrical wood legs available in the following finishes. Add \$300.

(AAM) Absolute	(MWM) Medium Walnut
(BKM) Black	(NLW) Natural Walnut
(CJM) Charcoal Java	(ASM) Night
(ACM) Cherry	(NBM) Noce Biondo
(EMM) Empire Mahogany	(NGM) Noce Grigio
(EOM) English Oak	(NEM) Noce Leggero
(ECM) Espresso Cafe	(NMM) Noce Medio
(TFM) Fruitwood	(SBM) Sandy Beach
(HGM) Gray	(SKM) Shaker Cherry
(HOM) Harvest Oak	(SOM) Silver Oak
(AHM) Honey	(TWM) Walnut
(JOM) Jet Onyx	(WTM) WC Cream
(LHM) Light Honey	(WHM) White
(TMM) Mahogany	(WCM) Winter Cherry
(AVM) Maple	
- Glide type** (wood legs only)
 - (NM) White non-marking nylon for most surfaces (standard)
 - (SG) steel cushioned glides for carpeted surfaces. Add \$17.
 - (RG) non-slip rubber glides for most hard floor surfaces. Add \$22.
 - (FG) felt glides for most hard floor surfaces. Add \$22.
- Table legs are available in Black (TBL), or Tungsten (TTU), please specify. For Chrome (CHM) finish. Add \$68.
- If you would like fabric/vinyl on the shell of a chair with leather seat + back cushions, please submit a [multi fabric form](#) (multi fabric grade will apply). Please note: the reverse is not available (leather on the shell of the chair with fabric/vinyl seat + back cushions).

DESCRIPTION	FEATURES	MODEL#	STANDARD TEXTILE GRADES													
			1	2	3	4	5	6	7	8	9	10	11	12		
 <p>Corner Seat COM: 6.25 YD 5.72 M Unit weight: 65 LB 29.5 KG Carton weight: 75 LB 34.02 KG Carton volume: 30.25 FT³ 0.85 MT³</p>	<p>Ganging hardware not included.</p> <p>Armless side(s) can be equipped with ganging brackets, model 7892.</p>	7862	-	-	-	-	1656	1950	2244	2500	2819	3119	3525	4100		
			OVERALL DIMENSIONS			SEAT DIMENSIONS			BACK DIMENSIONS							
			W	D	H	W	D	H	W	H						
			IN 37	37	31	26	26	17.5	26	13.5						
MM 940	940	787	660	660	445	660	343									
		RTA 00	1 per carton													
 <p>Lounge Chair COM: 4.5 YD 4.11 M Unit weight: 57 LB 25.9 KG Carton weight: 67 LB 30.39 KG Carton volume: 21 FT³ 0.59 MT³</p>	<p>Freestanding unit only.</p>	7875	-	-	-	-	1180	1391	1604	1787	2018	2234	2525	2939		
			OVERALL DIMENSIONS			SEAT DIMENSIONS			BACK DIMENSIONS							
			W	D	H	W	D	H	W	H						
			IN 30	31	30	22	19.5	17.5	22	12.5						
MM 762	787	762	559	495	445	559	318									
		RTA 00	1 per carton													

DESCRIPTION	FEATURES	MODEL#	STANDARD TEXTILE GRADES											
			1	2	3	4	5	6	7	8	9	10	11	12
 7875LTL  7875RTL <p>Lounge Chair w/Laminated Tablet COM: 4.5 YD 4.11 M Unit weight: 65 LB 29.5 KG Carton weight: 75 LB 34.02 KG Carton volume: 22.5 FT³ 0.63 MT³</p>	Freestanding unit only.	7875LTL 7875RTL	-	-	-	-	1613	1824	2037	2220	2451	2667	2958	3372
			OVERALL DIMENSIONS			SEAT DIMENSIONS			BACK DIMENSIONS					
			W	D	H	W	D	H	W	H				
			IN 31.5 MM 800	33.5 851	30 762	22 559	19.5 495	17.5 445	22 559	12.5 318				
			RTA 00	1 per carton										
 <p>Ganging Bracket Kit COM: N/A Unit weight: 0.25 LB 0.1 KG Carton weight: 0.25 LB 0.11 KG Carton volume: 0.02 FT³ 0.0003 MT³</p>	Kit includes 2 brackets, 4 screws and a template. Only one set is needed per unit.		List price											
			7892	18										
			OVERALL DIMENSIONS			SEAT DIMENSIONS			BACK DIMENSIONS					
			IN 0.5 MM 13	3.87 98	2 51	-	-	-	-	-	-	-	-	-
			RTA 00											
 <p>Lounge Chair - Armless COM: 3 YD 2.74 M Unit weight: 39 LB 17.7 KG Carton weight: 45 LB 20.41 KG Carton volume: 15.5 FT³ 0.43 MT³</p>	Ganging hardware not included. Armless side(s) can be equipped with ganging brackets, model 7892.		-	-	-	-	1180	1321	1463	1585	1739	1883	2077	2353
			OVERALL DIMENSIONS			SEAT DIMENSIONS			BACK DIMENSIONS					
			W	D	H	W	D	H	W	H				
			IN 22 MM 559	31 787	30.75 781	22 559	18.5 470	17.5 445	22 559	12.5 318				
			RTA 00	1 per carton										
 <p>Two Seat Sofa COM: 6.25 YD 5.72 M Unit weight: 113 LB 51.4 KG Carton weight: 125 LB 56.7 KG Carton volume: 36 FT³ 1.01 MT³</p>	Freestanding unit only.		-	-	-	-	1656	1950	2244	2500	2819	3119	3525	4100
			OVERALL DIMENSIONS			SEAT DIMENSIONS			BACK DIMENSIONS					
			W	D	H	W	D	H	W	H				
			IN 51.25 MM 1302	31 787	30 762	43.25 1099	19.5 495	17.5 445	43.25 1099	12.5 318				
			RTA 00	1 per carton										
 <p>Two Seat Sofa - Armless COM: 5 YD 4.57 M Unit weight: 81 LB 36.8 KG Carton weight: 93 LB 42.18 KG Carton volume: 36 FT³ 1.01 MT³</p>	Ganging hardware not included. Armless side(s) can be equipped with ganging brackets, model 7892.		-	-	-	-	1656	1891	2126	2331	2586	2826	3151	3611
			OVERALL DIMENSIONS			SEAT DIMENSIONS			BACK DIMENSIONS					
			W	D	H	W	D	H	W	H				
			IN 43.25 MM 1099	31 787	30.75 781	43.25 1099	19.5 495	17.5 445	43.25 1099	13.25 337				
			RTA 00	1 per carton										
 <p>Three Seat Sofa COM: 8.75 YD 8 M Unit weight: 149 LB 67.7 KG Carton weight: 163 LB 73.94 KG Carton volume: 50.25 FT³ 1.42 MT³</p>	Freestanding unit only.		-	-	-	-	2134	2546	2957	3316	3762	4182	4751	5556
			OVERALL DIMENSIONS			SEAT DIMENSIONS			BACK DIMENSIONS					
			W	D	H	W	D	H	W	H				
			IN 72.5 MM 1842	31 787	30 762	64.5 1638	19.5 495	17.5 445	64.5 1638	12.5 318				
			RTA 00	1 per carton										

DESCRIPTION	FEATURES	MODEL#	STANDARD TEXTILE GRADES											
			1	2	3	4	5	6	7	8	9	10	11	12
 <p>Three Seat Sofa - Armless COM: 7.25 YD 6.63 M Unit weight: 117 LB 53.2 KG Carton weight: 131 LB 59.42 KG Carton volume: 50.25 FT³ 1.42 MT³</p>	<p>Ganging hardware not included.</p> <p>Armless side(s) can be equipped with ganging brackets, model 7892.</p>	7897	-	-	-	-	2134	2475	2816	3113	3483	3831	4302	4969
			OVERALL DIMENSIONS			SEAT DIMENSIONS			BACK DIMENSIONS					
			W	D	H	W	D	H	W	H				
			IN 64.5	31	30.75	64.5	19.5	17.5	64.5	13.25				
			MM 1638	787	781	1638	495	445	1638	337				
		RTA 00	1 per carton											
 <p>Ottoman COM: 1.5 YD 1.37 M Unit weight: 23 LB 10.5 KG Carton weight: 27 LB 12.25 KG Carton volume: 7.5 FT³ 0.21 MT³</p>	<p>Ganging hardware not included.</p> <p>Side(s) can be equipped with ganging brackets, model 7892. Does not gang to seating units.</p>	7879	-	-	-	-	590	661	731	793	869	941	1039	1177
			OVERALL DIMENSIONS			SEAT DIMENSIONS			BACK DIMENSIONS					
			W	D	H	W	D	H	W	H				
			IN 22	22	17	-	-	-	-	-				
			MM 559	559	432	-	-	-	-	-				
		RTA 00		1 per carton										
			List price											
		7885	751											
 <p>End Table - Laminate Top COM: N/A Unit weight: 45 LB 20.5 KG Carton weight: 53 LB 24.04 KG Carton volume: 6 FT³ 0.16 MT³</p>		7886	-	-	-	-	-	-	-	-	-	-	-	
			OVERALL DIMENSIONS			SEAT DIMENSIONS			BACK DIMENSIONS					
			W	D	H	W	D	H	W	H				
			IN 20	24	20	-	-	-	-	-				
			MM 508	610	508	-	-	-	-	-				
		RTA 1		1 per carton										
			List price											
		7887	981											
 <p>End Table - Glass Top COM: N/A Unit weight: 52 LB 23.6 KG Carton weight: 60 LB 27.22 KG Carton volume: 6 FT³ 0.16 MT³</p>		7887	-	-	-	-	-	-	-	-	-	-	-	
			OVERALL DIMENSIONS			SEAT DIMENSIONS			BACK DIMENSIONS					
			W	D	H	W	D	H	W	H				
			IN 20	24	20	-	-	-	-	-				
			MM 508	610	508	-	-	-	-	-				
		RTA 1		1 per carton										
			List price											
		7887	784											
 <p>Coffee Table Rectangular - Laminate top COM: N/A Unit weight: 50 LB 22.7 KG Carton weight: 60 LB 27.22 KG Carton volume: 6.5 FT³ 0.18 MT³</p>		7887	-	-	-	-	-	-	-	-	-	-	-	
			OVERALL DIMENSIONS			SEAT DIMENSIONS			BACK DIMENSIONS					
			W	D	H	W	D	H	W	H				
			IN 40	20	15	-	-	-	-	-				
			MM 1016	508	381	-	-	-	-	-				
		RTA 1		1 per carton										
			List price											
		7887	784											
 <p>Coffee Table Rectangular - Glass Top COM: N/A Unit weight: 65 LB 29.5 KG Carton weight: 75 LB 34.02 KG Carton volume: 6.5 FT³ 0.18 MT³</p>		7888	-	-	-	-	-	-	-	-	-	-	-	
			OVERALL DIMENSIONS			SEAT DIMENSIONS			BACK DIMENSIONS					
			W	D	H	W	D	H	W	H				
			IN 40	20	15	-	-	-	-	-				
			MM 1016	508	381	-	-	-	-	-				
		RTA 1		1 per carton										

DESCRIPTION	FEATURES	MODEL#	STANDARD TEXTILE GRADES											
 <p>Coffee Table Square COM: N/A Unit weight: 80 LB 36.4 KG Carton weight: 90 LB 40.82 KG Carton volume: 8.75 FT³ 0.24 MT³</p>		7889 Glass top	List price											
			1347											
			OVERALL DIMENSIONS			SEAT DIMENSIONS			BACK DIMENSIONS					
			W	D	H	W	D	H	W	H				
IN 33	33	15	-	-	-	-	-							
MM 838	838	381	-	-	-	-	-							
		RTA 1	1 per carton											
 <p>Lounge Chair - One Arm COM: 4.75 YD 4.34 M Unit weight: 55 LB 25 KG Carton weight: 65 LB 29.48 KG Carton volume: 21 FT³ 0.59 MT³</p>	 <p>7901L 7901R</p> <p>Ganging hardware not included. Armless side can be equipped with ganging brackets, model 7892.</p>	7901L 7901R	1 2 3 4 5 6 7 8 9 10 11 12											
			-											
			OVERALL DIMENSIONS			SEAT DIMENSIONS			BACK DIMENSIONS					
			W	D	H	W	D	H	W	H				
IN 26	31	30	22	19.5	17.5	22	12.5							
MM 660	787	762	559	495	445	559	318							
		RTA 00	1 per carton											
 <p>Two Seat Sofa - One Arm COM: 5.25 YD 4.8 M Unit weight: 95 LB 43.2 KG Carton weight: 107 LB 48.53 KG Carton volume: 36 FT³ 1.01 MT³</p>	 <p>7890L 7890R</p> <p>Ganging hardware not included. Armless side can be equipped with ganging brackets, model 7892.</p>	7890L 7890R	1 2 3 4 5 6 7 8 9 10 11 12											
			-											
			OVERALL DIMENSIONS			SEAT DIMENSIONS			BACK DIMENSIONS					
			W	D	H	W	D	H	W	H				
IN 47.25	31	30.75	43.25	19.5	17.5	43.25	13.25							
MM 1200	787	781	1099	495	445	1099	337							
		RTA 00	1 per carton											
 <p>Three Seat Sofa - One Arm COM: 7.25 YD 6.63 M Unit weight: 124 LB 56.4 KG Carton weight: 138 LB 62.6 KG Carton volume: 50.25 FT³ 1.42 MT³</p>	 <p>7891L 7891R</p> <p>Ganging hardware not included. Armless side can be equipped with ganging brackets, model 7892.</p>	7891L 7891R	1 2 3 4 5 6 7 8 9 10 11 12											
			-											
			OVERALL DIMENSIONS			SEAT DIMENSIONS			BACK DIMENSIONS					
			W	D	H	W	D	H	W	H				
IN 68.5	31	30.75	64.5	19.5	17.5	64.5	13.25							
MM 1740	787	781	1638	495	445	1638	337							
		RTA 00	1 per carton											
 <p>Two Seat Bench COM: 2.25 YD 2.06 M Unit weight: 36 LB 16.4 KG Carton weight: 42 LB 19.05 KG Carton volume: 11.5 FT³ 0.32 MT³</p>	<p>Ganging hardware not included. Side(s) can be equipped with ganging brackets, model 7892. Does not gang to seating units.</p>	7893	1 2 3 4 5 6 7 8 9 10 11 12											
			-											
			OVERALL DIMENSIONS			SEAT DIMENSIONS			BACK DIMENSIONS					
			W	D	H	W	D	H	W	H				
IN 43	21.5	17	-	-	-	-	-							
MM 1092	546	432	-	-	-	-	-							
		RTA 00	1 per carton											
 <p>Three Seat Bench COM: 3.75 YD 3.43 M Unit weight: 54 LB 24.5 KG Carton weight: 62 LB 28.12 KG Carton volume: 16.75 FT³ 0.47 MT³</p>	<p>Ganging hardware not included. Side(s) can be equipped with ganging brackets, model 7892. Does not gang to seating units.</p>	7894	1 2 3 4 5 6 7 8 9 10 11 12											
			-											
			OVERALL DIMENSIONS			SEAT DIMENSIONS			BACK DIMENSIONS					
			W	D	H	W	D	H	W	H				
IN 64.5	21.5	17	-	-	-	-	-							
MM 1638	546	432	-	-	-	-	-							
		RTA 00	1 per carton											

CITISQUARE



model S7875LT



Sample Layout A - Models shown: S7875FUC and S7911



Sample Layout B - Models shown: S7890RFUC, S7862FUC (2), S7897FUC, S7890LFUC and S7912.

STANDARD FEATURES

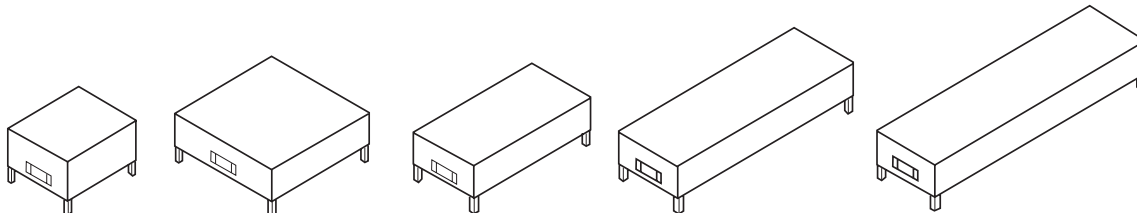
- Fully upholstered lounge series with a complete range of sectional components for all applications. Proportions are compact, 31" deep, work well in public spaces.
- All models have fixed, non-removable cushions.
- Arm height on all models is 25".
- Casters are not available on this series.
- Citi Square seat and table legs are 5" high, single-piece welded frames.
- Citi Square tables are made with high pressure laminate.
- Tables are made from thermally fused laminate, 0.75" thick. Tablet arms measure 12"D x 16.5"W. Available right hand seated (RT), left hand seated (LT) or both right and left hand (LRT).
- Laminate tables and tablets are offered in the following finishes: Absolute Acajou (ACJ), Asian Night (ASN), Avant Cherry (AWC), Avant Honey (AWH), Black (BLK), Blizzard (BZD), Brushed Cobalt (BRC), Clear Maple (CMB), Custom Grey (CGY), Dark Espresso (DES), Designer White (DWT), Fashionista (FAS), First Class (FCL), Noce Biondo (NBL), Noce Grigio (NGL), Noce Leggero (NEL), Noce Medio (NML), Quartered Mahogany (QTM), Sheer Beauty (SBY), Stonedust (SDT), Storm Grey (SOG), Walnut Heights (WHE), White Chocolate (WHC) and Winter Cherry (WCR). Please specify. Custom high pressure laminate finishes will be considered upon request.
- Ganging brackets (#7892) are sold separately. Ganging brackets are to be used on armless seating if interconnection to another armless seating unit is required. Bench and ottomans only gang to other benches/ottomans, cannot gang with seating units. Brackets come with a template for installation.
- Upholstery options: fabric, vinyl or leather. Vinyl and leather models may feature stitch detail across the seat and/or back cushions, if applicable.

OPTIONAL FEATURES

- For highly resilient, high density Ultracell foam on seat, please specify (UC) after the model number. One seater add \$99. Two seater add \$197. Three seater add \$295. Four seater add \$395.
- For leg frame finish options, please see page 380. Upcharges apply for plated finishes:
 - (CHM) Chrome. Add \$131.
 - (BCH) Brushed Chrome. Add \$246 for corner units. Add \$177 for single seat units. Add \$220 for two seat units. Add \$270 for three seat units. Add \$320 for four seat units.
 - (SBR) Satin Brass. Add \$377 for corner units. Add \$281 for single seat units. Add \$381 for two seat units. Add \$481 for three seat units. Add \$581 for four seat units.
 - (ACO) Antique Copper. Add \$377 for corner units. Add \$281 for single seat units. Add \$381 for two seat units. Add \$481 for three seat units. Add \$581 for four seat units.
- For leg frame finish options on occasional tables, please see page 380. Upcharges apply for plated finishes (see models for upcharges).
- Power/USB units are available in tables. Each unit includes two power outlets and two double USB terminals and is equipped with a 6' long three-prong power cord. The power units are available in Jet Black (J1) or White (W1). Add \$729 per unit. Please see electrical placement below for predetermined locations.
- If you would like fabric/vinyl on the shell of a chair with leather seat + back cushions, please submit a multi fabric form (multi fabric grade will apply). Please note: the reverse is not available (leather on the shell of the chair with fabric/vinyl seat + back cushions).

ELECTRICAL PLACEMENT

Coffee/End Tables: Predetermined location is on the end/side of the unit J1 (Black) or W1 (White).



DESCRIPTION

FEATURES

MODEL #

STANDARD TEXTILE GRADES



Ganging Bracket Kit

COM: N/A
 Unit weight: 0.25 LB | 0.1 KG
 Carton weight: 0.25 LB | 0.11 KG
 Carton volume: 0.01 FT³ | 0.0003 M³

Kit includes 2 brackets, 4 screws and a template. Only one set is needed per unit.

List price

7892 18

OVERALL DIMENSIONS

	W	D	H
IN	0.5	3.87	2
MM	13	98	51

SEAT DIMENSIONS








	W	D	H
	-	-	-
	-	-	-



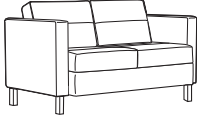
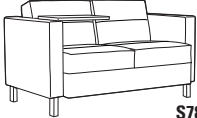

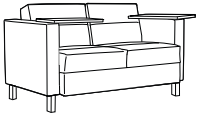

BACK DIMENSIONS

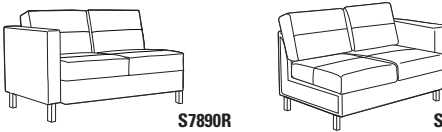
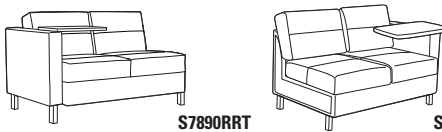
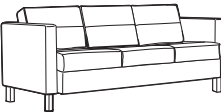
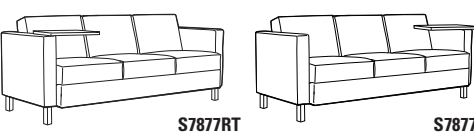
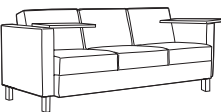
	W	H
	-	-
	-	-


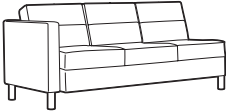
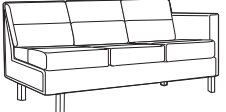
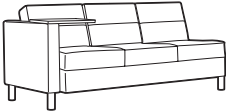
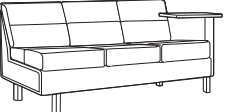
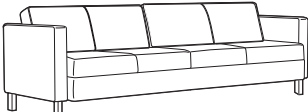
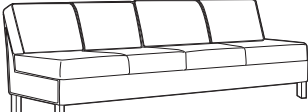
RTA 00

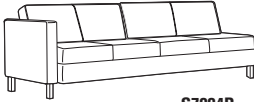
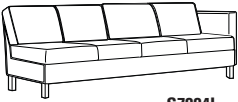
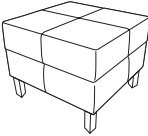

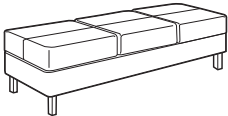
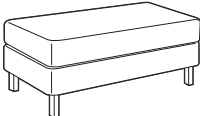


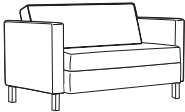
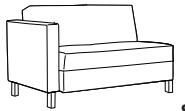




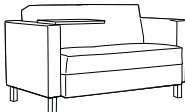
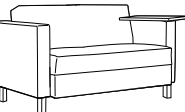
DESCRIPTION	FEATURES	MODEL#	STANDARD TEXTILE GRADES												
			1	2	3	4	5	6	7	8	9	10	11	12	
 <p>Linking Corner Unit COM: 6.25 YD 5.72 M Unit weight: 65 LB 29.5 KG Carton weight: 75 LB 34.02 KG Carton volume: 30.25 FT³ 0.85 MT³</p>	Ganging hardware not included. Armless side(s) can be equipped with ganging brackets, model 7892.	S7862	-	-	-	-	1882	2176	2470	2726	3045	3345	3751	4326	
			OVERALL DIMENSIONS			SEAT DIMENSIONS			BACK DIMENSIONS						
			W	D	H	W	D	H	W	H					
			IN 37	37	31	26	26	17.5	26	13.5					
			MM 940	940	787	660	660	445	660	343					
RTA 00	1 per carton														
 <p>Single Seat w/Arms COM: 4.5 YD 4.11 M Unit weight: 71 LB 32.3 KG Carton weight: 81 LB 36.74 KG Carton volume: 21 FT³ 0.59 MT³</p>	Freestanding unit only.	S7875	-	-	-	-	1328	1540	1751	1936	2165	2381	2674	3088	
			OVERALL DIMENSIONS			SEAT DIMENSIONS			BACK DIMENSIONS						
			W	D	H	W	D	H	W	H					
			IN 30	31	30	22	19.5	17.5	22	12.5					
			MM 762	787	762	559	495	445	559	318					
RTA 00	1 per carton														
 <p>S7875RT</p>	 <p>S7875LT</p>	Freestanding unit only.	S7875LT S7875RT	-	-	-	-	1760	1972	2183	2368	2597	2813	3106	3520
				OVERALL DIMENSIONS			SEAT DIMENSIONS			BACK DIMENSIONS					
				W	D	H	W	D	H	W	H				
				IN 31.5	33.5	30	22	19.5	17.5	22	12.5				
				MM 800	851	762	559	495	445	559	318				
RTA 00	1 per carton														
 <p>Armless Single Seat COM: 3 YD 2.74 M Unit weight: 39 LB 17.7 KG Carton weight: 45 LB 20.41 KG Carton volume: 15.5 FT³ 0.43 MT³</p>	Ganging hardware not included. Armless side(s) can be equipped with ganging brackets, model 7892.	S7895	-	-	-	-	1328	1469	1610	1733	1886	2030	2225	2501	
			OVERALL DIMENSIONS			SEAT DIMENSIONS			BACK DIMENSIONS						
			W	D	H	W	D	H	W	H					
			IN 22	31	30.75	22	18.5	17.5	22	12.5					
			MM 559	787	781	559	470	445	559	318					
RTA 00	1 per carton														
 <p>S7901R</p>	 <p>S7901L</p>	Ganging hardware not included. Armless side can be equipped with ganging brackets, model 7892.	S7901L S7901R	-	-	-	-	1328	1516	1704	1868	2072	2264	2524	2892
				OVERALL DIMENSIONS			SEAT DIMENSIONS			BACK DIMENSIONS					
				W	D	H	W	D	H	W	H				
				IN 26	31	30.75	22	19.5	17.5	22	12.5				
				MM 660	787	781	559	495	445	559	318				
RTA 00	1 per carton														

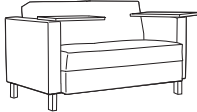
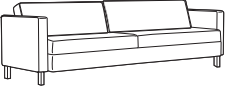
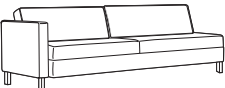
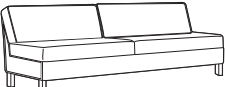
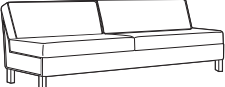
DESCRIPTION	FEATURES	MODEL#	STANDARD TEXTILE GRADES														
			1	2	3	4	5	6	7	8	9	10	11	12			
 <p>S7901RRT</p> <p>Single Seat w/One Arm & Laminate Tablet COM: 4 YD 3.66 M Unit weight: 63 LB 28.6 KG Carton weight: 73 LB 33.11 KG Carton volume: 22.5 FT³ 0.63 MT³</p>	 <p>S7901LLT</p> <p>Ganging hardware not included. Armless side(s) can be equipped with ganging brackets, model 7892.</p>	<p>S7901LLT S7901RRT</p>	1	2	3	4	5	6	7	8	9	10	11	12			
			<p>OVERALL DIMENSIONS</p> <p>W D H</p>	<p>SEAT DIMENSIONS</p> <p>W D H</p>	<p>BACK DIMENSIONS</p> <p>W H</p>	-	-	-	-	1760	1948	2136	2300	2504	2696	2956	3324
			<p>IN 27.5 31 30.75</p> <p>MM 699 787 781</p>	<p>22 19.5 17.5</p> <p>559 495 445</p>	<p>22 12.5</p> <p>559 318</p>												
			<p>RTA 00</p>	1 per carton													
 <p>S7876</p> <p>Two Seater w/Arms COM: 6.25 YD 5.72 M Unit weight: 110 LB 50 KG Carton weight: 122 LB 55.34 KG Carton volume: 36 FT³ 1.01 MT³</p>	<p>Freestanding unit only.</p>	<p>S7876</p>	1	2	3	4	5	6	7	8	9	10	11	12			
			<p>OVERALL DIMENSIONS</p> <p>W D H</p>	<p>SEAT DIMENSIONS</p> <p>W D H</p>	<p>BACK DIMENSIONS</p> <p>W H</p>	-	-	-	-	1882	2176	2470	2726	3045	3345	3751	4326
			<p>IN 51.25 31 30</p> <p>MM 1302 787 762</p>	<p>43.25 19.5 17.5</p> <p>1099 495 445</p>	<p>43.25 12.5</p> <p>1099 318</p>												
			<p>RTA 00</p>	1 per carton													
 <p>S7876RT</p> <p>Two Seater w/Arms & Laminate Tablet COM: 6.25 YD 5.72 M Unit weight: 118 LB 53.6 KG Carton weight: 130 LB 58.97 KG Carton volume: 41.25 FT³ 1.16 MT³</p>	 <p>S7876LT</p> <p>Freestanding unit only.</p>	<p>S7876LT S7876RT</p>	1	2	3	4	5	6	7	8	9	10	11	12			
			<p>OVERALL DIMENSIONS</p> <p>W D H</p>	<p>SEAT DIMENSIONS</p> <p>W D H</p>	<p>BACK DIMENSIONS</p> <p>W H</p>	-	-	-	-	2312	2606	2900	3156	3475	3775	4181	4756
			<p>IN 52.75 33.5 30</p> <p>MM 1340 851 762</p>	<p>43.25 19.5 17.5</p> <p>1099 495 445</p>	<p>43.25 12.5</p> <p>1099 318</p>												
			<p>RTA 00</p>	1 per carton													
 <p>S7876LRT</p> <p>Two Seater w/Arms & Laminate Tablets COM: 6.25 YD 5.72 M Unit weight: 126 LB 57.3 KG Carton weight: 138 LB 62.6 KG Carton volume: 41.25 FT³ 1.16 MT³</p>	<p>Freestanding unit only.</p> <p>Left and right tablets.</p>	<p>S7876LRT</p>	1	2	3	4	5	6	7	8	9	10	11	12			
			<p>OVERALL DIMENSIONS</p> <p>W D H</p>	<p>SEAT DIMENSIONS</p> <p>W D H</p>	<p>BACK DIMENSIONS</p> <p>W H</p>	-	-	-	-	2745	3039	3333	3589	3908	4208	4614	5189
			<p>IN 54.25 33.5 30</p> <p>MM 1378 851 762</p>	<p>43.25 19.5 17.5</p> <p>1099 495 445</p>	<p>43.25 12.5</p> <p>1099 318</p>												
			<p>RTA 00</p>	1 per carton													
 <p>S7896</p> <p>Armless Two Seater COM: 5 YD 4.57 M Unit weight: 78 LB 35.5 KG Carton weight: 90 LB 40.82 KG Carton volume: 36 FT³ 1.01 MT³</p>	<p>Ganging hardware not included.</p> <p>Armless side(s) can be equipped with ganging brackets, model 7892.</p>	<p>S7896</p>	1	2	3	4	5	6	7	8	9	10	11	12			
			<p>OVERALL DIMENSIONS</p> <p>W D H</p>	<p>SEAT DIMENSIONS</p> <p>W D H</p>	<p>BACK DIMENSIONS</p> <p>W H</p>	-	-	-	-	1882	2117	2352	2557	2812	3052	3377	3837
			<p>IN 43.25 31 30.75</p> <p>MM 1099 787 781</p>	<p>43.25 19.5 17.5</p> <p>1099 495 445</p>	<p>43.25 13.25</p> <p>1099 337</p>												
			<p>RTA 00</p>	1 per carton													

DESCRIPTION	FEATURES	MODEL#	STANDARD TEXTILE GRADES											
			1	2	3	4	5	6	7	8	9	10	11	12
 <p>S7890R S7890L</p> <p>Two Seater w/One Arm COM: 5.25 YD 4.8 M Unit weight: 94 LB 42.7 KG Carton weight: 106 LB 48.08 KG Carton volume: 36 FT³ 1.01 MT³</p>	<p>Ganging hardware not included.</p> <p>Armless side can be equipped with ganging brackets, model 7892.</p>	S7890L S7890R	-	-	-	-	1882	2129	2376	2591	2859	3111	3452	3935
			OVERALL DIMENSIONS			SEAT DIMENSIONS			BACK DIMENSIONS					
			W	D	H	W	D	H	W	H				
			IN 47.25	31	30.75	43.25	19.5	17.5	43.25	13.25				
			MM 1200	787	781	1099	495	445	1099	337				
			RTA 00	1 per carton										
 <p>S7890RRT S7890LLT</p> <p>Two Seater w/One Arm and Laminate Tablet COM: 5.25 YD 4.8 M Unit weight: 102 LB 46.4 KG Carton weight: 114 LB 51.71 KG Carton volume: 41.25 FT³ 1.16 MT³</p>	<p>Ganging hardware not included.</p> <p>Armless side(s) can be equipped with ganging brackets, model 7892.</p>	S7890LLT S7890RRT	-	-	-	-	2312	2559	2806	3021	3289	3541	3882	4365
			OVERALL DIMENSIONS			SEAT DIMENSIONS			BACK DIMENSIONS					
			W	D	H	W	D	H	W	H				
			IN 48.75	33.5	30.75	43.25	19.5	17.5	43.25	13.25				
			MM 1238	851	781	1099	495	445	1099	337				
			RTA 00	1 per carton										
 <p>S7877</p> <p>Three Seater w/Arms COM: 8.75 YD 8 M Unit weight: 149 LB 67.7 KG Carton weight: 163 LB 73.94 KG Carton volume: 50.25 FT³ 1.42 MT³</p>	<p>Freestanding unit only.</p>	S7877	-	-	-	-	2432	2843	3255	3613	4060	4480	5048	5853
			OVERALL DIMENSIONS			SEAT DIMENSIONS			BACK DIMENSIONS					
			W	D	H	W	D	H	W	H				
			IN 72.5	31	30	64.5	19.5	17.5	64.5	12.5				
			MM 1842	787	762	1638	495	445	1638	318				
			RTA 00	1 per carton										
 <p>S7877RT S7877LT</p> <p>Three Seater w/Arms and Laminate Tablet COM: 8.75 YD 8 M Unit weight: 157 LB 71.4 KG Carton weight: 171 LB 77.56 KG Carton volume: 55.5 FT³ 1.57 MT³</p>	<p>Freestanding unit only.</p>	S7877LT S7877RT	-	-	-	-	2863	3274	3686	4044	4491	4911	5479	6284
			OVERALL DIMENSIONS			SEAT DIMENSIONS			BACK DIMENSIONS					
			W	D	H	W	D	H	W	H				
			IN 74	33.5	30	64.5	19.5	17.5	64.5	12.5				
			MM 1880	851	762	1638	495	445	1638	318				
			RTA 00	1 per carton										
 <p>S7877LRT</p> <p>Three Seater w/Arms and Laminate Tablets COM: 8.75 YD 8 M Unit weight: 165 LB 75 KG Carton weight: 179 LB 81.19 KG Carton volume: 55.5 FT³ 1.57 MT³</p>	<p>Freestanding unit only.</p> <p>Left and right tablets.</p>	S7877LRT	-	-	-	-	3295	3706	4118	4476	4923	5343	5911	6716
			OVERALL DIMENSIONS			SEAT DIMENSIONS			BACK DIMENSIONS					
			W	D	H	W	D	H	W	H				
			IN 75.5	33.5	30	64.5	19.5	17.5	64.5	12.5				
			MM 1918	851	762	1638	495	445	1638	318				
			RTA 00	1 per carton										

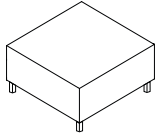
DESCRIPTION	FEATURES	MODEL#	STANDARD TEXTILE GRADES											
			1	2	3	4	5	6	7	8	9	10	11	12
 <p>Armless Three Seater COM: 8.25 YD 7.54 M Unit weight: 117 LB 53.2 KG Carton weight: 131 LB 59.42 KG Carton volume: 50.25 FT³ 1.42 MT³</p>	<p>Ganging hardware not included.</p> <p>Armless side(s) can be equipped with ganging brackets, model 7892.</p>	S7897	-	-	-	-	2432	2820	3208	3546	3967	4363	4899	5658
			OVERALL DIMENSIONS			SEAT DIMENSIONS			BACK DIMENSIONS					
			W	D	H	W	D	H	W	H				
			IN 64.5 MM 1638	31 787	30.75 781	64.5 1638	19.5 495	17.5 445	64.5 1638	13.25 337				
			RTA 00	1 per carton										
 <p>S7891R</p>  <p>S7891L</p>	<p>Ganging hardware not included.</p> <p>Armless side can be equipped with ganging brackets, model 7892.</p>	S7891L S7891R	-	-	-	-	2432	2773	3114	3411	3781	4129	4600	5267
			OVERALL DIMENSIONS			SEAT DIMENSIONS			BACK DIMENSIONS					
			W	D	H	W	D	H	W	H				
			IN 68.5 MM 1740	31 787	30.75 781	64.5 1638	19.5 495	17.5 445	64.5 1638	13.25 337				
			RTA 00	1 per carton										
 <p>S7891RRT</p>  <p>S7891LLT</p>	<p>Ganging hardware not included.</p> <p>Armless side(s) can be equipped with ganging brackets, model 7892.</p>	S7891LLT S7891RRT	-	-	-	-	2863	3204	3545	3842	4212	4560	5031	5698
			OVERALL DIMENSIONS			SEAT DIMENSIONS			BACK DIMENSIONS					
			W	D	H	W	D	H	W	H				
			IN 70 MM 1778	31 787	30.75 781	64.5 1638	19.5 495	17.5 445	64.5 1638	13.25 337				
			RTA 00	1 per carton										
	<p>Freestanding unit only.</p>	S7884	-	-	-	-	3458	3940	4422	4842	5365	5857	6523	7466
			OVERALL DIMENSIONS			SEAT DIMENSIONS			BACK DIMENSIONS					
			W	D	H	W	D	H	W	H				
			IN 93.5 MM 2375	31 787	30 762	85.5 2172	19.5 495	17.5 445	85.5 2172	12.5 318				
			RTA 00	1 per carton										
	<p>Ganging hardware not included.</p> <p>Armless side(s) can be equipped with ganging brackets, model 7892.</p>	S7884NA	-	-	-	-	3458	3869	4281	4639	5086	5506	6074	6879
			OVERALL DIMENSIONS			SEAT DIMENSIONS			BACK DIMENSIONS					
			W	D	H	W	D	H	W	H				
			IN 85.5 MM 2172	31 787	30.75 781	85.5 2172	19.5 495	17.5 445	85.5 2172	12.5 318				
			RTA 00	1 per carton										

DESCRIPTION	FEATURES	MODEL#	STANDARD TEXTILE GRADES											
			1	2	3	4	5	6	7	8	9	10	11	12
 <p>S7884R</p> <p>Four Seater w/One Arm COM: 9.5 YD 8.69 M Unit weight: 172 LB 78.2 KG Carton weight: 188 LB 85.28 KG Carton volume: 69 FT³ 1.95 MT³</p>	 <p>S7884L</p> <p>Ganging hardware not included. Armless side can be equipped with ganging brackets, model 7892.</p>	S7884L S7884R	-	-	-	-	3458	3905	4351	4741	5225	5681	6299	7173
			OVERALL DIMENSIONS			SEAT DIMENSIONS			BACK DIMENSIONS					
			W	D	H	W	D	H	W	H				
			IN 89.5	31	30.75	85.8	19.5	17.5	85.8	12.5				
			MM 2273	787	781	2179	495	445	2179	318				
			RTA 00	1 per carton										
 <p>Square Ottoman COM: 1.5 YD 1.37 M Unit weight: 23 LB 10.5 KG Carton weight: 27 LB 12.25 KG Carton volume: 7.5 FT³ 0.21 MT³</p>	<p>Ganging hardware not included. Side(s) can be equipped with ganging brackets, model 7892. Does not gang to seating units.</p>	S7879	-	-	-	-	739	810	880	942	1018	1090	1188	1326
			OVERALL DIMENSIONS			SEAT DIMENSIONS			BACK DIMENSIONS					
			W	D	H	W	D	H	W	H				
			IN 22	22	17	-	-	-	-	-				
			MM 559	559	432	-	-	-	-	-				
			RTA 00	1 per carton										
			courier											
 <p>Two Seater Bench COM: 2.25 YD 2.06 M Unit weight: 36 LB 16.4 KG Carton weight: 42 LB 19.05 KG Carton volume: 11.5 FT³ 0.32 MT³</p>	<p>Ganging hardware not included. Side(s) can be equipped with ganging brackets, model 7892. Does not gang to seating units.</p>	S7893	-	-	-	-	1089	1195	1301	1393	1508	1616	1762	1969
			OVERALL DIMENSIONS			SEAT DIMENSIONS			BACK DIMENSIONS					
			W	D	H	W	D	H	W	H				
			IN 43	21.5	17	-	-	-	-	-				
			MM 1092	546	432	-	-	-	-	-				
			RTA 00	1 per carton										
 <p>Three Seater Bench COM: 3.75 YD 3.43 M Unit weight: 54 LB 24.5 KG Carton weight: 62 LB 28.12 KG Carton volume: 16.75 FT³ 0.47 MT³</p>	<p>Ganging hardware not included. Side(s) can be equipped with ganging brackets, model 7892. Does not gang to seating units.</p>	S7894	-	-	-	-	1547	1723	1900	2053	2245	2425	2668	3013
			OVERALL DIMENSIONS			SEAT DIMENSIONS			BACK DIMENSIONS					
			W	D	H	W	D	H	W	H				
			IN 64.5	21.5	17	-	-	-	-	-				
			MM 1638	546	432	-	-	-	-	-				
			RTA 00	1 per carton										
 <p>Two Seater Bench - Single Cushion COM: 2.25 YD 2.06 M Unit weight: 36 LB 16.4 KG Carton weight: 42 LB 19.05 KG Carton volume: 11.5 FT³ 0.32 MT³</p>	<p>Ganging hardware not included. Side(s) can be equipped with ganging brackets, model 7892. Does not gang to seating units.</p>	S7905	-	-	-	-	1089	1195	1301	1393	1508	1616	1762	1969
			OVERALL DIMENSIONS			SEAT DIMENSIONS			BACK DIMENSIONS					
			W	D	H	W	D	H	W	H				
			IN 43	21.5	17	-	-	-	-	-				
			MM 1092	546	432	-	-	-	-	-				
			RTA 00	1 per carton										

DESCRIPTION	FEATURES	MODEL#	STANDARD TEXTILE GRADES														
			1	2	3	4	5	6	7	8	9	10	11	12			
 <p>Two Seater w/Arms - Single Cushion COM: 6.5 YD 5.94 M Unit weight: 110 LB 50 KG Carton weight: 122 LB 55.34 KG Carton volume: 36 FT³ 1.01 MT³</p>	Freestanding unit only.	S7902	-	-	-	-	1967	2273	2578	2845	3176	3488	3911	4509			
			OVERALL DIMENSIONS			SEAT DIMENSIONS			BACK DIMENSIONS								
			W	D	H	W	D	H	W	H							
			IN 51.25 MM 1302	31 787	30 762	43.25 1099	19.5 495	17.5 445	43.25 1099	12.5 318							
			RTA 00	1 per carton													
 <p>S7902R</p>  <p>S7902L</p> <p>Two Seater w/One Arm - Single Cushion COM: 6.5 YD 5.94 M Unit weight: 102 LB 46.4 KG Carton weight: 114 LB 51.71 KG Carton volume: 36 FT³ 1.01 MT³</p>	Ganging hardware not included. Armless side can be equipped with ganging brackets, model 7892.	S7902L S7902R	-	-	-	-	1967	2273	2578	2845	3176	3488	3911	4509			
			OVERALL DIMENSIONS			SEAT DIMENSIONS			BACK DIMENSIONS								
			W	D	H	W	D	H	W	H							
			IN 47.25 MM 1200	31 787	30.75 781	43.25 1099	19.5 495	17.5 445	43.25 1099	13.25 337							
			RTA 00	1 per carton													
 <p>S7902RRT</p>  <p>S7902LLT</p> <p>Two Seater w/One Arm & Lam. Tablet - Single Cushion COM: 5.25 YD 4.8 M Unit weight: 102 LB 46.4 KG Carton weight: 114 LB 51.71 KG Carton volume: 36 FT³ 1.01 MT³</p>	Ganging hardware not included. Armless side can be equipped with ganging brackets, model 7892.	S7902LLT S7902RRT	-	-	-	-	2399	2646	2893	3108	3376	3628	3969	4452			
			OVERALL DIMENSIONS			SEAT DIMENSIONS			BACK DIMENSIONS								
			W	D	H	W	D	H	W	H							
			IN 48.75 MM 1238	33.5 851	30.75 781	43.25 1099	19.5 495	17.5 445	43.25 1099	13.25 337							
			RTA 00	1 per carton													
 <p>S7902NA</p> <p>Armless Two Seater - Single Cushion COM: 4.5 YD 4.11 M Unit weight: 78 LB 35.5 KG Carton weight: 90 LB 40.82 KG Carton volume: 36 FT³ 1.01 MT³</p>	Ganging hardware not included. Armless side(s) can be equipped with ganging brackets, model 7892.	S7902NA	-	-	-	-	1967	2179	2390	2575	2804	3020	3313	3727			
			OVERALL DIMENSIONS			SEAT DIMENSIONS			BACK DIMENSIONS								
			W	D	H	W	D	H	W	H							
			IN 43.25 MM 1099	31 787	30.75 781	43.25 1099	19.5 495	17.5 445	43.25 1099	13.25 337							
			RTA 00	1 per carton													
 <p>S7902RT</p>  <p>S7902LT</p> <p>Two Seater w/Arms & Lam. Tablet - Single Cushion COM: 6.5 YD 5.94 M Unit weight: 118 LB 53.6 KG Carton weight: 130 LB 58.97 KG Carton volume: 41.25 FT³ 1.16 MT³</p>	Freestanding unit only.	S7902LT S7902RT	-	-	-	-	2399	2705	3010	3277	3608	3920	4343	4941			
			OVERALL DIMENSIONS			SEAT DIMENSIONS			BACK DIMENSIONS								
			W	D	H	W	D	H	W	H							
			IN 52.75 MM 1340	33.5 851	30 762	43.25 1099	19.5 495	17.5 445	43.25 1099	12.5 318							
			RTA 00	1 per carton													

DESCRIPTION	FEATURES	MODEL#	STANDARD TEXTILE GRADES											
			1	2	3	4	5	6	7	8	9	10	11	12
 <p>Two Seater w/Arms & Lam. Tablets - Single Cushion COM: 5.25 YD 4.8 M Unit weight: 115 LB 52.3 KG Carton weight: 127 LB 57.61 KG Carton volume: 41.25 FT³ 1.16 MT³</p>	Freestanding unit only. Left and right tablets.	S7902LRT	-	-	-	-	2829	3076	3323	3538	3806	4058	4399	4882
			OVERALL DIMENSIONS			SEAT DIMENSIONS			BACK DIMENSIONS					
			W	D	H	W	D	H	W	H				
			IN 54.25 MM 1378	33.5 851	30 762	43.25 1099	19.5 495	17.5 445	43.25 1099	12.5 318				
			RTA 00	1 per carton										
 <p>Four Seater w/Arms - Duo Cushion COM: 10.25 YD 9.37 M Unit weight: 188 LB 85.5 KG Carton weight: 204 LB 92.53 KG Carton volume: 69 FT³ 1.95 MT³</p>	Freestanding unit only.	S7904	-	-	-	-	3489	3971	4453	4873	5396	5888	6554	7497
			OVERALL DIMENSIONS			SEAT DIMENSIONS			BACK DIMENSIONS					
			W	D	H	W	D	H	W	H				
			IN 93.5 MM 2375	31 787	30 762	85.5 2172	19.5 495	17.5 445	85.5 2172	12.5 318				
			RTA 00	1 per carton										
 <p>Four Seater w/One Arm - Duo Cushion COM: 9.5 YD 8.69 M Unit weight: 172 LB 78.2 KG Carton weight: 188 LB 85.29 KG Carton volume: 61.5 FT³ 1.74 MT³</p>	Ganging hardware not included. Armless side can be equipped with ganging brackets, model 7892.	S7904R S7904L	-	-	-	-	3489	3936	4382	4772	5256	5712	6330	7204
			OVERALL DIMENSIONS			SEAT DIMENSIONS			BACK DIMENSIONS					
			W	D	H	W	D	H	W	H				
			IN 89.5 MM 2273	31 787	30.75 781	89.5 2273	19.5 495	17.5 445	89.5 2273	12.5 318				
			RTA 00	1 per carton										
 <p>Armless Four Seater - Duo Cushion COM: 8.75 YD 8 M Unit weight: 156 LB 70.9 KG Carton weight: 172 LB 78.02 KG Carton volume: 61.5 FT³ 1.74 MT³</p>	Ganging hardware not included. Armless side(s) can be equipped with ganging brackets, model 7892.	S7904NA	-	-	-	-	3489	3900	4312	4670	5117	5537	6105	6910
			OVERALL DIMENSIONS			SEAT DIMENSIONS			BACK DIMENSIONS					
			W	D	H	W	D	H	W	H				
			IN 85.5 MM 2172	31 787	30.75 781	85.5 2172	19.5 495	17.5 445	85.5 2172	12.5 318				
			RTA 00	1 per carton										
 <p>Cube End Table COM: N/A Unit weight: 41 LB 18.6 KG Carton weight: 51 LB 23.13 KG Carton volume: 5.5 FT³ 0.15 MT³</p>	Freestanding unit only. For power/USB unit please see electrical placement chart.	S7911	List price											
			1268											
			OVERALL DIMENSIONS			SEAT DIMENSIONS			BACK DIMENSIONS					
			W	D	H	W	D	H	W	H				
IN 20 MM 508	24 610	16 406	-	-	-	-	-							
			RTA 00	1 per carton										

DESCRIPTION FEATURES MODEL# STANDARD TEXTILE GRADES



Cube Square Coffee Table
 COM: N/A
 Unit weight: 74 LB | 33.6 KG
 Carton weight: 86 LB | 39.01 KG
 Carton volume: 10.75 FT³ | 0.3 MT³

Leg finish upcharges:
 Chrome (CHM) - add \$46
 Brushed Chrome (BCH) - add \$221
 Satin Brass (SBR) - add \$315
 Antique Copper (ACO) - add \$315

Freestanding unit only.

For power/USB unit please see electrical placement chart.

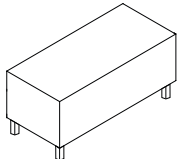
List price

S7912 1616

OVERALL DIMENSIONS			SEAT DIMENSIONS			BACK DIMENSIONS	
W	D	H	W	D	H	W	H

IN	33	33	14	-	-	-	-
MM	838	838	356	-	-	-	-

RTA 00 1 per carton



Cube 40" Coffee Table
 COM: N/A
 Unit weight: 56 LB | 25.5 KG
 Carton weight: 66 LB | 29.94 KG
 Carton volume: 8 FT³ | 0.22 MT³

Leg finish upcharges:
 Chrome (CHM) - add \$67
 Brushed Chrome (BCH) - add \$115
 Satin Brass (SBR) - add \$246
 Antique Copper (ACO) - add \$246

Freestanding unit only.

For power/USB unit please see electrical placement chart.

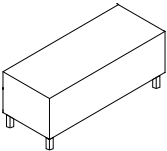
List price

S7913 1534

OVERALL DIMENSIONS			SEAT DIMENSIONS			BACK DIMENSIONS	
W	D	H	W	D	H	W	H

IN	40	20	14	-	-	-	-
MM	1016	508	356	-	-	-	-

RTA 00 1 per carton



Cube Extended 60" Coffee Table
 COM: N/A
 Unit weight: 81 LB | 36.8 KG
 Carton weight: 93 LB | 42.18 KG
 Carton volume: 12 FT³ | 0.33 MT³

Leg finish upcharges:
 Chrome (CHM) - add \$67
 Brushed Chrome (BCH) - add \$99
 Satin Brass (SBR) - add \$230
 Antique Copper (ACO) - add \$230

Freestanding unit only.

For power/USB unit please see electrical placement chart.

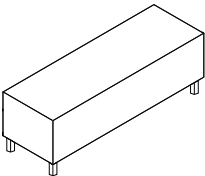
List price

S7915 2007

OVERALL DIMENSIONS			SEAT DIMENSIONS			BACK DIMENSIONS	
W	D	H	W	D	H	W	H

IN	60	20	14	-	-	-	-
MM	1524	508	356	-	-	-	-

RTA 00 1 per carton



Cube Extended 72" Coffee Table
 COM: N/A
 Unit weight: 107 LB | 48.53 KG
 Carton weight: 107 LB | 48.53 KG
 Carton volume: 14.25 FT³ | 0.4 MT³

Leg finish upcharges:
 Chrome (CHM) - add \$81
 Brushed Chrome (BCH) - add \$188
 Satin Brass (SBR) - add \$313
 Antique Copper (ACO) - add \$313

Freestanding unit only.

For power/USB unit please see electrical placement chart.

List price

S7916 2087

OVERALL DIMENSIONS			SEAT DIMENSIONS			BACK DIMENSIONS	
W	D	H	W	D	H	W	H

IN	72	20	14	-	-	-	-
MM	1829	508	356	-	-	-	-

RTA 00 1 per carton

DRIFT SEATING



model 8034



model 8037



model 8030



model 8052



model 8022



model 8026

Drift Tables



For Drift tables, please see page 267.

EXAMPLE DRIFT SEATING ORDER CODE:

8030P	-S2	-WA50	-SE	-WA50	-R11
Model number	Sealed Seams (back)	Back/arm textile	Sealed seams (seat)	Seat textile	Patch color

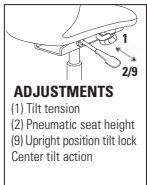
-AAM	-NM	-NB
Base finish	Glide type	Moisture barrier

Release vinyl for arm and head patches

(R11) White	(R21) Red Barn	(R31) Green
(R12) Chalk	(R22) Brave Red	(R32) Blue
(R13) Stone	(R23) Gypsy Red	(R33) Black
(R14) Taupe	(R24) Cajun	(R34) Cool Grey
(R15) Orange	(R25) Vinyard	(R35) Thunder Grey
(R16) Country	(R26) Olive	(R36) Navy
(R17) Tuscan	(R27) Bonsai	(R37) Dark Chocolate
(R18) Cottage	(R28) Summer's Dream	(R38) Espresso
(R19) Yellow	(R29) Calico	

MECHANISM OPTIONS:

Tilter mechanism (-4)



Ergonomic features:

B, C, S, U

STANDARD FEATURES

- The soft seat, contoured back and arms provide the perfect balance of style and comfort.
- Wood fixed bases are made from beechwood and available in all standard wood finishes.
- Wood fixed and swivel base models are standard with White non-marking polycarbonate glides (see right column for additional glide options).
- Sled bases are standard in paint or plated finishes (see right column for upcharges).
- Sled base models are standard with clear polycarbonate glides (see right column for additional glide options).
- For increased durability on side and lounge chairs, select P and PH suffix models which are available with arm and head patches made from Global's Release vinyl. Please specify color.
- For ease of cleaning on side and lounge chairs, models with F suffix have flip-forward seats (material under seat matches chosen seat textile).
- Sealed seams are available on chair backs and/or seats (with upcharge). For sealed seams on Ottoman, choose model 8026S which is available in sealed seam approved textiles only.
- Moisture barrier can be added to seat cushions only (with upcharge) but cannot be combined with sealed seams.
- Assembled using tamperproof screws and comes shipped fully assembled.
- Upholstery options: fabric, vinyl or leather. Vinyl and leather models may feature stitch detail across the seat and/or back cushions, if applicable.
- Active weight capacity for this series is 300 lbs

SIDE CHAIRS

- Available with six base options: sled, wood fixed, wood four star swivel, Chrome four star swivel, high four star swivel and five star base on casters.
- High four star swivel base is polished aluminum with White non-marking glides (see right column for additional glide options).
- Chairs on casters with five star 360° base swivel, are height adjustable with a 4" seat height range and include a tilting mechanism with upright tilt lock. Carpet and hard floor casters are available (see right column for caster options).

LOUNGE CHAIRS

- Available with four base options: sled, wood fixed, wood four star swivel and Chrome four star swivel.
- Chrome four star swivel models are available with 360° self-centering or swivel option. Base only available in polished Chrome.
- Available in two seat heights: 17" with a classic lounge angle or 18" with a reduced back angle for ease of sitting and standing.

STOOLS

- Counter or bar height stools are available with three base options: sled, wood fixed and metal four star swivel.



OTTOMAN


- Features a weighted bottom to always maintain an upright position and White non-marking glides.


Please add option codes in the following order:


- **Model number**
specify model number
- **Back seams and textile**
(NS) no sealed back seams
(S2) sealed back seams. See model for upcharge. Specify textile code.
- **Seat seams and textile**
(NS) no sealed seat seams
(SE) sealed seat seams. See model for upcharge. Specify textile code.
- **Arm and head patch textile**
(for P and PH suffix models) See bottom left for Release vinyl arm and head patches color chart.
- **Base height** (lounge seating only)
(S17) 17" seat height
(S18) 18" seat height
- **Wood base finish** (wood base models only)

(AAM) Absolute	(NLW) Natural Walnut
(BKM) Black	(ASM) Night
(ACM) Cherry	(NBM) Noce Biondo
(EOM) English Oak	(NGM) Noce Grigio
(ECM) Espresso Cafe	(NEM) Noce Leggero
(TFM) Fruitwood	(NMM) Noce Medio
(HGM) Gray	(SKM) Shaker Cherry
(AHM) Honey	(TWM) Walnut
(TMM) Mahogany	(WTM) WC Cream
(AVM) Maple	(WHM) White
(MVM) Medium Walnut	(WCM) Winter Cherry
- **Frame finish** (sled base models only)
For leg frame finish options, please see page 380. Upcharges apply for the following plated finish:
(CHM) Chrome. Add \$41 for side/lounge.
Add \$79 for counter. Add \$79 for bar.
- **Base finish** (five star base side chair only)
(A7) polished aluminum
- **Cylinder selection**
(Chrome swivel lounge models only)
(DSC) swivel cylinder
(DAC) self-centering
- **Glide type** (wood base seating only)
(NM) White non-marking nylon for most surfaces (standard)
(SG) steel cushioned glides for carpeted surfaces. Add \$17.
(RG) non-slip rubber glides for most hard floor surfaces. Add \$22.
(FG) felt glides for most hard floor surfaces. Add \$22.
- **Glide type** (wire sled base seating)
(CG) clear polycarbonate glides for most surfaces (standard)
(XG) no glides
(SG) steel cushioned glides for carpeted surfaces. Add \$19.
(RG) rubber glides for most hard floor surfaces. Add \$19.
(FG) felt glides for most hard floor surfaces. Add \$19.
- **Glide type** (high four star base chairs)
(NM) White polyethylene non-marking for most surfaces (standard)
(FG) felt glides for most hard floor surfaces. Add \$22.
- **Caster type** (five star base chairs)
(DC) 2" casters for carpeted surfaces.
(RC) 2" casters for most hard floor surfaces. Add \$17.
- **Moisture barrier** (not available with sealed seams)
(NB) no moisture barrier.
(MB) moisture barrier (seat only). Add \$81.

DESCRIPTION	FEATURES	MODEL #	STANDARD TEXTILE GRADES														
			1	2	3	4	5	6	7	8	9	10	11	12			
 <p>Ottoman COM: 2 YD 1.83 M Unit weight: 25 LB 11.4 KG Carton weight: 31 LB 14.06 KG Carton volume: 8.5 FT³ 0.24 MT³</p>			8026	803	867	922	983	1086	1179	1274	1355	1458	1554	1683	1867		
			8026S	905	969	1024	1085	1188	1281	1376	1457	1560	1656	1785	1969		
			sealed seams														
			OVERALL DIMENSIONS			SEAT DIMENSIONS			BACK DIMENSIONS								
			W	D	H	W	D	H	W	H							
			IN 18.5	18.5	18	-	-	-	-	-							
			MM 470	470	457	-	-	-	-	-							
			RTA 00		1 per carton												

DESCRIPTION	FEATURES	MODEL #	STANDARD TEXTILE GRADES														
			1	2	3	4	5	6	7	8	9	10	11	12			
 <p>Side Chair w/Sled Base COM: 2 YD 1.83 M Unit weight: 22 LB 10 KG Carton weight: 31 LB 14.06 KG Carton volume: 13.25 FT³ 0.37 MT³</p>			8023	1389	1453	1507	1570	1671	1765	1859	1941	2043	2139	2269	2453		
			8023F	1489	1561	1622	1692	1806	1912	2018	2110	2225	2333	2479	2686		
			sealed seam upcharges														
				(S2)	(SE)												
				Add \$33	Add \$25												
				Add \$33	Add \$40												
				Add \$49	Add \$25												
				Add \$49	Add \$40												
			OVERALL DIMENSIONS			SEAT DIMENSIONS			BACK DIMENSIONS								
			W	D	H	W	D	H	W	H							
			IN 24.5	23	31	18	17.5	18	15	13							
			MM 622	584	787	457	445	457	381	330							
			RTA 00	1 per carton													

DESCRIPTION	FEATURES	MODEL #	STANDARD TEXTILE GRADES														
			1	2	3	4	5	6	7	8	9	10	11	12			
 <p>Side Chair w/Four-Legged Wood Base COM: 2 YD 1.83 M Unit weight: 24 LB 10.9 KG Carton weight: 31 LB 14.06 KG Carton volume: 15.75 FT³ 0.44 MT³</p>			8030	1469	1533	1587	1650	1751	1845	1939	2021	2123	2219	2349	2533		
			8030F	1569	1641	1702	1772	1886	1992	2098	2190	2305	2413	2559	2766		
			sealed seam upcharges														
				(S2)	(SE)												
				Add \$33	Add \$25												
				Add \$33	Add \$40												
				Add \$49	Add \$25												
				Add \$49	Add \$40												
			OVERALL DIMENSIONS			SEAT DIMENSIONS			BACK DIMENSIONS								
			W	D	H	W	D	H	W	H							
			IN 24.5	23	31	18	17.5	18	15	13							
			MM 622	584	787	457	445	457	381	330							
			RTA 00	1 per carton													

DESCRIPTION	FEATURES	MODEL #	STANDARD TEXTILE GRADES														
			1	2	3	4	5	6	7	8	9	10	11	12			
 <p>Side Chair w/Wood Swivel Base COM: 2 YD 1.83 M Unit weight: 24 LB 10.9 KG Carton weight: 31 LB 14.06 KG Carton volume: 15.75 FT³ 0.44 MT³</p>			8031	1706	1770	1824	1887	1988	2082	2176	2258	2360	2456	2586	2770		
			8031F	1806	1878	1939	2009	2123	2229	2335	2427	2542	2650	2796	3003		
			sealed seam upcharges														
				(S2)	(SE)												
				Add \$33	Add \$25												
				Add \$33	Add \$40												
				Add \$49	Add \$25												
				Add \$49	Add \$40												
			OVERALL DIMENSIONS			SEAT DIMENSIONS			BACK DIMENSIONS								
			W	D	H	W	D	H	W	H							
			IN 24.5	23	31	18	17.5	18	15	13							
			MM 622	584	787	457	445	457	381	330							
			RTA 00	1 per carton													

DESCRIPTION FEATURES MODEL # STANDARD TEXTILE GRADES



Side Chair w/Chrome Swivel Base
 COM: 2 YD | 1.83 M
 Unit weight: 24 LB | 10.9 KG
 Carton weight: 31 LB | 14.06 KG
 Carton volume: 15.75 FT³ | 0.44 MT³

Model #	sealed seam upcharges	
	(S2)	(SE)
8032	Add \$33	Add \$25
8032F	Add \$33	Add \$40
8032P	Add \$49	Add \$25
8032PF	Add \$49	Add \$40

Model #	STANDARD TEXTILE GRADES											
	1	2	3	4	5	6	7	8	9	10	11	12
8032	1748	1812	1866	1929	2030	2124	2218	2300	2402	2498	2628	2812
8032F	1848	1920	1981	2051	2165	2271	2377	2469	2584	2692	2838	3045
8032P	1768	1832	1886	1949	2050	2144	2238	2320	2422	2518	2648	2832
8032PF	1868	1940	2001	2071	2185	2291	2397	2489	2604	2712	2858	3065

Model #	OVERALL DIMENSIONS			SEAT DIMENSIONS			BACK DIMENSIONS	
	W	D	H	W	D	H	W	H
IN	24.5	23	31	18	17.5	18	15	13
MM	622	584	787	457	445	457	381	330

RTA 00 1 per carton



Side Chair w/High Four Star Swivel Base
 COM: 2 YD | 1.83 M
 Unit weight: 26.5 LB | 12 KG
 Carton weight: 35.5 LB | 16.1 KG
 Carton volume: 13.25 FT³ | 0.37 MT³

Fixed seat cushion only.

Model #	sealed seam upcharges	
	(S2)	(SE)
8021	Add \$33	Add \$25
8021P	Add \$49	Add \$25

Model #	STANDARD TEXTILE GRADES											
	1	2	3	4	5	6	7	8	9	10	11	12
8021	1558	1622	1676	1739	1840	1934	2028	2110	2212	2308	2438	2622
8021P	1578	1642	1696	1759	1860	1954	2048	2130	2232	2328	2458	2642

Model #	OVERALL DIMENSIONS			SEAT DIMENSIONS			BACK DIMENSIONS	
	W	D	H	W	D	H	W	H
IN	24.5	23	32	18	17.5	18.5	15	13
MM	622	584	813	457	445	470	381	330

RTA 00 1 per carton



Side Chair w/Five Star Swivel Tilt Base on Casters
 COM: 2 YD | 1.83 M
 Unit weight: 28.5 LB | 13 KG
 Carton weight: 37.5 LB | 17.01 KG
 Carton volume: 15.75 FT³ | 0.44 MT³

Tilting mechanism with tilt lock.
 Fixed seat cushion only.

Model #	sealed seam upcharges	
	(S2)	(SE)
8022	Add \$33	Add \$25
8022P	Add \$49	Add \$25

Model #	STANDARD TEXTILE GRADES											
	1	2	3	4	5	6	7	8	9	10	11	12
8022	1701	1765	1819	1882	1983	2077	2171	2253	2355	2451	2581	2765
8022P	1721	1785	1839	1902	2003	2097	2191	2273	2375	2471	2601	2785

Model #	OVERALL DIMENSIONS			SEAT DIMENSIONS			BACK DIMENSIONS	
	W	D	H	W	D	H	W	H
IN	24.5	23	32.5	18	17.5	15	15	13
MM	622	584	826	457	445	381	381	330

RTA 00 1 per carton



Low Back Lounge Chair w/Sled Base
 COM: 3.25 YD | 2.97 M
 Unit weight: 42 LB | 19.1 KG
 Carton weight: 52 LB | 23.59 KG
 Carton volume: 19.25 FT³ | 0.54 MT³

Model #	sealed seam upcharges	
	(S2)	(SE)
8024	Add \$68	Add \$29
8024F	Add \$68	Add \$44
8024P	Add \$84	Add \$29
8024PF	Add \$84	Add \$44

Model #	STANDARD TEXTILE GRADES											
	1	2	3	4	5	6	7	8	9	10	11	12
8024	1829	1933	2021	2122	2287	2440	2593	2726	2892	3048	3259	3558
8024F	1954	2082	2190	2315	2518	2706	2894	3058	3262	3454	3714	4082
8024P	1849	1953	2041	2142	2307	2460	2613	2746	2912	3068	3279	3578
8024PF	1974	2102	2210	2335	2538	2726	2914	3078	3282	3474	3734	4102

Model #	OVERALL DIMENSIONS			SEAT DIMENSIONS			BACK DIMENSIONS	
	W	D	H	W	D	H	W	H
IN	29	30	33	21.5	20	17	21	16
MM	737	762	838	546	508	432	533	406

RTA 00 1 per carton

DESCRIPTION	FEATURES	MODEL #	STANDARD TEXTILE GRADES											
			1	2	3	4	5	6	7	8	9	10	11	12



Low Back Lounge Chair w/Four-Legged Wood Base
 COM: 3.25 YD | 2.97 M
 Unit weight: 43.5 LB | 19.8 KG
 Carton weight: 53.5 LB | 24.27 KG
 Carton volume: 19 FT³ | 0.53 MT³

	sealed seam upcharges	
	(S2)	(SE)
8025	Add \$68	Add \$29
8025F	Add \$68	Add \$44
8025P	Add \$84	Add \$29
8025PF	Add \$84	Add \$44

	1	2	3	4	5	6	7	8	9	10	11	12
8025	2329	2433	2521	2622	2787	2940	3093	3226	3392	3548	3759	4058
8025F	2454	2582	2690	2815	3018	3206	3394	3558	3762	3954	4214	4582
flip-forward seat												
8025P	2349	2453	2541	2642	2807	2960	3113	3246	3412	3568	3779	4078
with arm patches												
8025PF	2474	2602	2710	2835	3038	3226	3414	3578	3782	3974	4234	4602
with arm patches + flip-forward seat												

	OVERALL DIMENSIONS			SEAT DIMENSIONS			BACK DIMENSIONS					
	W	D	H	W	D	H	W	H				
IN	29	30	33	21.5	20	17	21	16				
MM	737	762	838	546	508	432	533	406				
RTA 00	1 per carton											



Low Back Lounge Chair w/Wood Swivel Base
 COM: 3.25 YD | 2.97 M
 Unit weight: 43 LB | 19.5 KG
 Carton weight: 53 LB | 24.04 KG
 Carton volume: 19 FT³ | 0.53 MT³

	sealed seam upcharges	
	(S2)	(SE)
8033	Add \$68	Add \$29
8033F	Add \$68	Add \$44
8033P	Add \$84	Add \$29
8033PF	Add \$84	Add \$44

	1	2	3	4	5	6	7	8	9	10	11	12
8033	2329	2433	2521	2622	2787	2940	3093	3226	3392	3548	3759	4058
8033F	2454	2582	2690	2815	3018	3206	3394	3558	3762	3954	4214	4582
flip-forward seat												
8033P	2349	2453	2541	2642	2807	2960	3113	3246	3412	3568	3779	4078
with arm patches												
8033PF	2474	2602	2710	2835	3038	3226	3414	3578	3782	3974	4234	4602
with arm patches + flip-forward seat												

	OVERALL DIMENSIONS			SEAT DIMENSIONS			BACK DIMENSIONS					
	W	D	H	W	D	H	W	H				
IN	29	30	33	21.5	20	17	21	16				
MM	737	762	838	546	508	432	533	406				
RTA 00	1 per carton											



Low Back Lounge Chair w/Chrome Swivel Base
 COM: 3.25 YD | 2.97 M
 Unit weight: 49 LB | 22.3 KG
 Carton weight: 59 LB | 26.76 KG
 Carton volume: 19.25 FT³ | 0.54 MT³

	sealed seam upcharges	
	(S2)	(SE)
8034	Add \$68	Add \$29
8034F	Add \$68	Add \$44
8034P	Add \$84	Add \$29
8034PF	Add \$84	Add \$44

	1	2	3	4	5	6	7	8	9	10	11	12
8034	2344	2448	2536	2637	2802	2955	3108	3241	3407	3563	3774	4073
8034F	2469	2597	2705	2830	3033	3221	3409	3573	3777	3969	4229	4597
flip-forward seat												
8034P	2364	2468	2556	2657	2822	2975	3128	3261	3427	3583	3794	4093
with arm patches												
8034PF	2489	2617	2725	2850	3053	3241	3429	3593	3797	3989	4249	4617
with arm patches + flip-forward seat												

	OVERALL DIMENSIONS			SEAT DIMENSIONS			BACK DIMENSIONS					
	W	D	H	W	D	H	W	H				
IN	29	30	33	21.5	20	17	21	16				
MM	737	762	838	546	508	432	533	406				
RTA 00	1 per carton											



Mid Back Lounge Chair w/Sled Base
 COM: 3.5 YD | 3.2 M
 Unit weight: 42 LB | 19.1 KG
 Carton weight: 52 LB | 23.59 KG
 Carton volume: 25.5 FT³ | 0.72 MT³

	sealed seam upcharges	
	(S2)	(SE)
8016	Add \$74	Add \$29
8016F	Add \$74	Add \$44
8016P	Add \$90	Add \$29
8016PF	Add \$90	Add \$44

	1	2	3	4	5	6	7	8	9	10	11	12
8016	1923	2035	2130	2238	2417	2581	2746	2889	3068	3236	3463	3785
8016F	2073	2209	2324	2456	2672	2872	3072	3246	3463	3667	3943	4334
flip-forward seat												
8016P	1943	2055	2150	2258	2437	2601	2766	2909	3088	3256	3483	3805
with arm patches												
8016PF	2093	2229	2344	2476	2692	2892	3092	3266	3483	3687	3963	4354
with arm patches + flip-forward seat												

	OVERALL DIMENSIONS			SEAT DIMENSIONS			BACK DIMENSIONS					
	W	D	H	W	D	H	W	H				
IN	29	31.5	38.5	21.5	20	17	21	21.5				
MM	737	800	978	546	508	432	533	546				
RTA 00	1 per carton											

DESCRIPTION FEATURES MODEL # STANDARD TEXTILE GRADES



Mid Back Lounge Chair w/Four-Legged Wood Base
 COM: 3.5 YD | 3.2 M
 Unit weight: 43.5 LB | 19.8 KG
 Carton weight: 53.5 LB | 24.27 KG
 Carton volume: 25.5 FT³ | 0.72 MT³

	sealed seam upcharges	
	(S2)	(SE)
8027	Add \$74	Add \$29
8027F	Add \$74	Add \$44
8027P	Add \$90	Add \$29
8027PF	Add \$90	Add \$44

	1	2	3	4	5	6	7	8	9	10	11	12
8027	2423	2535	2630	2738	2917	3081	3246	3389	3568	3736	3963	4285
8027F	2573	2709	2824	2956	3172	3372	3572	3746	3963	4167	4443	4834
flip-forward seat												
8027P	2443	2555	2650	2758	2937	3101	3266	3409	3588	3756	3983	4305
with arm patches												
8027PF	2593	2729	2844	2976	3192	3392	3592	3766	3983	4187	4463	4854
with arm patches + flip-forward seat												

	OVERALL DIMENSIONS			SEAT DIMENSIONS			BACK DIMENSIONS	
	W	D	H	W	D	H	W	H
IN	29	31.5	38.5	21.5	20	17	21	21.5
MM	737	800	978	546	508	432	533	546

RTA 00 1 per carton



Mid Back Lounge Chair w/Wood Swivel Base
 COM: 3.5 YD | 3.2 M
 Unit weight: 44 LB | 20 KG
 Carton weight: 54 LB | 24.49 KG
 Carton volume: 25.5 FT³ | 0.72 MT³

	sealed seam upcharges	
	(S2)	(SE)
8035	Add \$74	Add \$29
8035F	Add \$74	Add \$44
8035P	Add \$90	Add \$29
8035PF	Add \$90	Add \$44

	1	2	3	4	5	6	7	8	9	10	11	12
8035	2423	2535	2630	2738	2917	3081	3246	3389	3568	3736	3963	4285
8035F	2573	2709	2824	2956	3172	3372	3572	3746	3963	4167	4443	4834
flip-forward seat												
8035P	2443	2555	2650	2758	2937	3101	3266	3409	3588	3756	3983	4305
with arm patches												
8035PF	2593	2729	2844	2976	3192	3392	3592	3766	3983	4187	4463	4854
with arm patches + flip-forward seat												

	OVERALL DIMENSIONS			SEAT DIMENSIONS			BACK DIMENSIONS	
	W	D	H	W	D	H	W	H
IN	29	31.5	38.5	21.5	20	17	21	21.5
MM	737	800	978	546	508	432	533	546

RTA 00 1 per carton



Mid Back Lounge Chair w/Chrome Swivel Base
 COM: 3.5 YD | 3.2 M
 Unit weight: 50 LB | 22.7 KG
 Carton weight: 60 LB | 27.22 KG
 Carton volume: 25.5 FT³ | 0.72 MT³

	sealed seam upcharges	
	(S2)	(SE)
8036	Add \$74	Add \$29
8036F	Add \$74	Add \$44
8036P	Add \$90	Add \$29
8036PF	Add \$90	Add \$44

	1	2	3	4	5	6	7	8	9	10	11	12
8036	2439	2551	2646	2754	2933	3097	3262	3405	3584	3752	3979	4301
8036F	2589	2725	2840	2972	3188	3388	3588	3762	3979	4183	4459	4850
flip-forward seat												
8036P	2459	2571	2666	2774	2953	3117	3282	3425	3604	3772	3999	4321
with arm patches												
8036PF	2609	2745	2860	2992	3208	3408	3608	3782	3999	4203	4479	4870
with arm patches + flip-forward seat												

	OVERALL DIMENSIONS			SEAT DIMENSIONS			BACK DIMENSIONS	
	W	D	H	W	D	H	W	H
IN	29	31.5	38.5	21.5	20	17	21	21.5
MM	737	800	978	546	508	432	533	546

RTA 00 1 per carton





High Back Lounge Chair w/Sled Base
 COM: 3.75 YD | 3.43 M
 Unit weight: 46 LB | 20.9 KG
 Carton weight: 56 LB | 25.4 KG
 Carton volume: 28.25 FT³ | 0.79 MT³



	sealed seam upcharges	
	(S2)	(SE)
8028	Add \$76	Add \$29
8028F	Add \$76	Add \$44
8028P	Add \$93	Add \$29
8028PF	Add \$93	Add \$44
8028PH	Add \$112	Add \$29
8028PHF	Add \$112	Add \$44



	1	2	3	4	5	6	7	8	9	10	11	12
8028	2150	2270	2371	2488	2679	2855	3031	3185	3376	3556	3800	4145
8028F	2325	2469	2591	2731	2959	3171	3383	3567	3797	4013	4305	4719
flip-forward seat												
8028P	2170	2290	2391	2508	2699	2875	3051	3205	3396	3576	3820	4165
with arm patches												
8028PF	2345	2489	2611	2751	2979	3191	3403	3587	3817	4033	4325	4739
with arm patches + flip-forward seat												
8028PH	2200	2320	2421	2538	2729	2905	3081	3235	3426	3606	3850	4195
with arm + head patches												
8028PHF	2375	2519	2641	2781	3009	3221	3433	3617	3847	4063	4355	4769
with arm + head patches + flip-forward seat												

	OVERALL DIMENSIONS			SEAT DIMENSIONS			BACK DIMENSIONS	
	W	D	H	W	D	H	W	H
IN	29	31.5	44.5	21.5	20	17	21	27.5
MM	737	800	1130	546	508	432	533	699

RTA 00 1 per carton

DESCRIPTION	FEATURES	MODEL #	STANDARD TEXTILE GRADES																																
			1	2	3	4	5	6	7	8	9	10	11	12																					
  High Back Lounge Chair w/Four-Legged Wood Base COM: 3.75 YD 3.43 M Unit weight: 46.5 LB 21.1 KG Carton weight: 56.5 LB 25.63 KG Carton volume: 28.25 FT³ 0.79 MT³	sealed seam upcharges <table border="1"> <thead> <tr> <th></th> <th>(S2)</th> <th>(SE)</th> </tr> </thead> <tbody> <tr> <td>8029</td> <td>Add \$76</td> <td>Add \$29</td> </tr> <tr> <td>8029F</td> <td>Add \$76</td> <td>Add \$44</td> </tr> <tr> <td>8029P</td> <td>Add \$93</td> <td>Add \$29</td> </tr> <tr> <td>8029PF</td> <td>Add \$93</td> <td>Add \$44</td> </tr> <tr> <td>8029PH</td> <td>Add \$112</td> <td>Add \$29</td> </tr> <tr> <td>8029PHF</td> <td>Add \$112</td> <td>Add \$44</td> </tr> </tbody> </table>		(S2)	(SE)	8029	Add \$76	Add \$29	8029F	Add \$76	Add \$44	8029P	Add \$93	Add \$29	8029PF	Add \$93	Add \$44	8029PH	Add \$112	Add \$29	8029PHF	Add \$112	Add \$44	8029	2650	2770	2871	2988	3179	3355	3531	3685	3876	4056	4300	4645
			(S2)	(SE)																															
		8029	Add \$76	Add \$29																															
		8029F	Add \$76	Add \$44																															
		8029P	Add \$93	Add \$29																															
		8029PF	Add \$93	Add \$44																															
		8029PH	Add \$112	Add \$29																															
		8029PHF	Add \$112	Add \$44																															
		8029F	2825	2969	3091	3231	3459	3671	3883	4067	4297	4513	4805	5219																					
		flip-forward seat																																	
8029P	2670	2790	2891	3008	3199	3375	3551	3705	3896	4076	4320	4665																							
with arm patches																																			
8029PF	2845	2989	3111	3251	3479	3691	3903	4087	4317	4533	4825	5239																							
with arm patches + flip-forward seat																																			
8029PH	2700	2820	2921	3038	3229	3405	3581	3735	3926	4106	4350	4695																							
with arm + head patches																																			
8029PHF	2875	3019	3141	3281	3509	3721	3933	4117	4347	4563	4855	5269																							
with arm + head patches + flip-forward seat																																			
OVERALL DIMENSIONS			SEAT DIMENSIONS			BACK DIMENSIONS																													
			W	D	H	W	D	H	W		H																								
IN	29	31.5	44.5	21.5	20	17			21	27.5																									
MM	737	800	1130	546	508	432			533	699																									
			RTA 00 1 per carton																																

DESCRIPTION	FEATURES	MODEL #	STANDARD TEXTILE GRADES																																
			1	2	3	4	5	6	7	8	9	10	11	12																					
  High Back Lounge Chair w/Wood Swivel Base COM: 3.75 YD 3.43 M Unit weight: 47 LB 21.4 KG Carton weight: 57 LB 25.85 KG Carton volume: 28.25 FT³ 0.79 MT³	sealed seam upcharges <table border="1"> <thead> <tr> <th></th> <th>(S2)</th> <th>(SE)</th> </tr> </thead> <tbody> <tr> <td>8037</td> <td>Add \$76</td> <td>Add \$29</td> </tr> <tr> <td>8037F</td> <td>Add \$76</td> <td>Add \$44</td> </tr> <tr> <td>8037P</td> <td>Add \$93</td> <td>Add \$29</td> </tr> <tr> <td>8037PF</td> <td>Add \$93</td> <td>Add \$44</td> </tr> <tr> <td>8037PH</td> <td>Add \$112</td> <td>Add \$29</td> </tr> <tr> <td>8037PHF</td> <td>Add \$112</td> <td>Add \$44</td> </tr> </tbody> </table>		(S2)	(SE)	8037	Add \$76	Add \$29	8037F	Add \$76	Add \$44	8037P	Add \$93	Add \$29	8037PF	Add \$93	Add \$44	8037PH	Add \$112	Add \$29	8037PHF	Add \$112	Add \$44	8037	2650	2770	2871	2988	3179	3355	3531	3685	3876	4056	4300	4645
			(S2)	(SE)																															
		8037	Add \$76	Add \$29																															
		8037F	Add \$76	Add \$44																															
		8037P	Add \$93	Add \$29																															
		8037PF	Add \$93	Add \$44																															
		8037PH	Add \$112	Add \$29																															
		8037PHF	Add \$112	Add \$44																															
		8037F	2825	2969	3091	3231	3459	3671	3883	4067	4297	4513	4805	5219																					
		flip-forward seat																																	
8037P	2670	2790	2891	3008	3199	3375	3551	3705	3896	4076	4320	4665																							
with arm patches																																			
8037PF	2845	2989	3111	3251	3479	3691	3903	4087	4317	4533	4825	5239																							
with arm patches + flip-forward seat																																			
8037PH	2700	2820	2921	3038	3229	3405	3581	3735	3926	4106	4350	4695																							
with arm + head patches																																			
8037PHF	2875	3019	3141	3281	3509	3721	3933	4117	4347	4563	4855	5269																							
with arm + head patches + flip-forward seat																																			
OVERALL DIMENSIONS			SEAT DIMENSIONS			BACK DIMENSIONS																													
			W	D	H	W	D	H	W		H																								
IN	29	31.5	44.5	21.5	20	17			21	27.5																									
MM	737	800	1130	546	508	432			533	699																									
			RTA 00 1 per carton																																

DESCRIPTION	FEATURES	MODEL #	STANDARD TEXTILE GRADES																																
			1	2	3	4	5	6	7	8	9	10	11	12																					
  High Back Lounge Chair w/Chrome Swivel Base COM: 3.75 YD 3.43 M Unit weight: 53 LB 24.1 KG Carton weight: 63 LB 28.58 KG Carton volume: 28.25 FT³ 0.79 MT³	sealed seam upcharges <table border="1"> <thead> <tr> <th></th> <th>(S2)</th> <th>(SE)</th> </tr> </thead> <tbody> <tr> <td>8038</td> <td>Add \$76</td> <td>Add \$29</td> </tr> <tr> <td>8038F</td> <td>Add \$76</td> <td>Add \$44</td> </tr> <tr> <td>8038P</td> <td>Add \$93</td> <td>Add \$29</td> </tr> <tr> <td>8038PF</td> <td>Add \$93</td> <td>Add \$44</td> </tr> <tr> <td>8038PH</td> <td>Add \$112</td> <td>Add \$29</td> </tr> <tr> <td>8038PHF</td> <td>Add \$112</td> <td>Add \$44</td> </tr> </tbody> </table>		(S2)	(SE)	8038	Add \$76	Add \$29	8038F	Add \$76	Add \$44	8038P	Add \$93	Add \$29	8038PF	Add \$93	Add \$44	8038PH	Add \$112	Add \$29	8038PHF	Add \$112	Add \$44	8038	2666	2786	2887	3004	3195	3371	3547	3701	3892	4072	4316	4661
			(S2)	(SE)																															
		8038	Add \$76	Add \$29																															
		8038F	Add \$76	Add \$44																															
		8038P	Add \$93	Add \$29																															
		8038PF	Add \$93	Add \$44																															
		8038PH	Add \$112	Add \$29																															
		8038PHF	Add \$112	Add \$44																															
		8038F	2841	2985	3107	3247	3475	3687	3899	4083	4313	4529	4821	5235																					
		flip-forward seat																																	
8038P	2686	2806	2907	3024	3215	3391	3567	3721	3912	4092	4336	4681																							
with arm patches																																			
8038PF	2861	3005	3127	3267	3495	3707	3919	4103	4333	4549	4841	5255																							
with arm patches + flip-forward seat																																			
8038PH	2716	2836	2937	3054	3245	3421	3597	3751	3942	4122	4366	4711																							
with arm + head patches																																			
8038PHF	2891	3035	3157	3297	3525	3737	3949	4133	4363	4579	4871	5285																							
with arm + head patches + flip-forward seat																																			
OVERALL DIMENSIONS			SEAT DIMENSIONS			BACK DIMENSIONS																													
			W	D	H	W	D	H	W		H																								
IN	29	31.5	44.5	21.5	20	17			21	27.5																									
MM	737	800	1130	546	508	432			533	699																									
			RTA 00 1 per carton																																

DESCRIPTION FEATURES MODEL # STANDARD TEXTILE GRADES



Counter Stool w/Sled Base
 COM: 1.5 YD | 1.37 M
 Unit weight: 23.5 LB | 10.7 KG
 Carton weight: 30 LB | 13.61 KG
 Carton volume: 9 FT³ | 0.25 MT³

sealed seam upcharges	(S2)	(SE)
8051	Add \$26	Add \$17

	1	2	3	4	5	6	7	8	9	10	11	12
8051	1135	1183	1224	1270	1347	1417	1488	1549	1626	1698	1795	1933

OVERALL DIMENSIONS			SEAT DIMENSIONS			BACK DIMENSIONS		
W	D	H	W	D	H	W	H	

IN	19.25	19	34.5	15.5	15.75	24.5	12.5	10
MM	489	483	876	394	400	622	318	254

RTA 00 1 per carton



Counter Stool w/Four-Legged Wood Base
 COM: 1.5 YD | 1.37 M
 Unit weight: 22 LB | 10 KG
 Carton weight: 28 LB | 12.7 KG
 Carton volume: 9 FT³ | 0.25 MT³

sealed seam upcharges	(S2)	(SE)
8052	Add \$26	Add \$17

	1	2	3	4	5	6	7	8	9	10	11	12
8052	1685	1733	1774	1820	1897	1967	2038	2099	2176	2248	2345	2483

OVERALL DIMENSIONS			SEAT DIMENSIONS			BACK DIMENSIONS		
W	D	H	W	D	H	W	H	

IN	19.25	19	34.5	15.5	15.75	24.5	12.5	10
MM	489	483	876	394	400	622	318	254

RTA 00 1 per carton



Counter Stool w/Chrome Swivel Base
 COM: 1.5 YD | 1.37 M
 Unit weight: 36.5 LB | 16.6 KG
 Carton weight: 43 LB | 19.5 KG
 Carton volume: 11.5 FT³ | 0.32 MT³

sealed seam upcharges	(S2)	(SE)
8053	Add \$26	Add \$17

	1	2	3	4	5	6	7	8	9	10	11	12
8053	2185	2233	2274	2320	2397	2467	2538	2599	2676	2748	2845	2983

OVERALL DIMENSIONS			SEAT DIMENSIONS			BACK DIMENSIONS		
W	D	H	W	D	H	W	H	

IN	19.25	20	34.5	15.5	15.75	24.5	12.5	10
MM	489	508	876	394	400	622	318	254

RTA 00 1 per carton



Bar Stool w/Sled Base
 COM: 1.5 YD | 1.37 M
 Unit weight: 25 LB | 11.4 KG
 Carton weight: 33 LB | 14.97 KG
 Carton volume: 11 FT³ | 0.31 MT³

sealed seam upcharges	(S2)	(SE)
8054	Add \$26	Add \$17

	1	2	3	4	5	6	7	8	9	10	11	12
8054	1210	1258	1299	1345	1422	1492	1563	1624	1701	1773	1870	2008

OVERALL DIMENSIONS			SEAT DIMENSIONS			BACK DIMENSIONS		
W	D	H	W	D	H	W	H	

IN	19.25	20	40	15.5	15.75	29.5	12.5	10
MM	489	508	1016	394	400	749	318	254

RTA 00 1 per carton



Bar Stool w/Four-Legged Wood Base
 COM: 1.5 YD | 1.37 M
 Unit weight: 22.5 LB | 10.2 KG
 Carton weight: 30 LB | 13.61 KG
 Carton volume: 11 FT³ | 0.31 MT³

sealed seam upcharges	(S2)	(SE)
8055	Add \$26	Add \$17

	1	2	3	4	5	6	7	8	9	10	11	12
8055	1760	1808	1849	1895	1972	2042	2113	2174	2251	2323	2420	2558

OVERALL DIMENSIONS			SEAT DIMENSIONS			BACK DIMENSIONS		
W	D	H	W	D	H	W	H	

IN	19.25	20	40	15.5	15.75	29.5	12.5	10
MM	489	508	1016	394	400	749	318	254

RTA 00 1 per carton



Bar Stool w/Chrome Swivel Base
 COM: 1.5 YD | 1.37 M
 Unit weight: 38 LB | 17.3 KG
 Carton weight: 45.5 LB | 20.64 KG
 Carton volume: 13.25 FT³ | 0.37 MT³

sealed seam upcharges	(S2)	(SE)
8056	Add \$26	Add \$17

	1	2	3	4	5	6	7	8	9	10	11	12
8056	2260	2308	2349	2395	2472	2542	2613	2674	2751	2823	2920	3058

OVERALL DIMENSIONS			SEAT DIMENSIONS			BACK DIMENSIONS		
W	D	H	W	D	H	W	H	

IN	19.25	20	40	15.5	15.75	29.5	12.5	10
MM	489	508	1016	394	400	749	318	254

RTA 00 1 per carton

DRIFT TABLES



model 8041R2616C



model 8042SQ2816I



model 8042SQ2816WSF

Drift Seating



For Drift seating, please see page 260.

DRIFT TABLE FINISHES COORDINATION CHART			
TFL/HPL TOP FINISH		COORDINATING WOOD BASE FINISH	
ACJ	Absolute Acajou	AAM	Absolute
		MWM	Medium Walnut
ASN	Asian Night	ASM	Night
AWC	Avant Cherry	ACM	Cherry
AWH	Avant Honey	AHM	Honey
BLK	Black	BKM	Black
CMB	Clear Maple	AVM	Maple
DES	Dark Espresso	ECM	Espresso Cafe
DWT	Designer White	WHM	White
NBL	Noce Biondo	NBM	Noce Biondo
NEL	Noce Leggero	NEM	Noce Leggero
NGL	Noce Grigio	NGM	Noce Grigio
NML	Noce Medio	NMM	Noce Medio
QTM	Quartered Mahogany	TMM	Mahogany
WCR	Winter Cherry	WCM	Winter Cherry
WHC	White Chocolate	WTM	WC Cream
WHE	Walnut Heights	NLW	Natural Walnut
TFL/HPL TOP FINISHES WITH NO COORDINATING WOOD BASE FINISHES		WOOD BASE FINISHES WITH NO COORDINATING HPL TOP FINISHES	
BRC**	Brushed Cobalt	EOM	English Oak
FAS**	Fashionista	NLW	Natural Walnut
FCL**	First Class	SKM	Shaker Cherry
SBY**	Sheer Beauty		
SOG**	Storm Grey		

**Chrome base models are available for all TFL/HPL top finishes

STANDARD FEATURES

- Tables are available in three shapes, multiple sizes, two edge styles and three top materials. All offer three base options: sled, four-legged wood and a polished chrome base.
- Table bases are fixed and do not swivel.
- Sled bases are available in two heights.
- Wood bases are made from beechwood and are available in all standard wood finishes.
- Sled bases are standard in paint and optionally available in Chrome. See upcharges.
- Chrome bases are available in polished chrome only.
- Table tops are available in either laminate or solid surface.
- Laminate flat edge tops are available in either a 1" thick thermally fused laminate (TFL) with 2mm edgeband or 1-1/16" thick high pressure laminate (HPL) with 2mm edgeband (see upcharge).
- Laminate knife edge tops are only available in 1-3/16" thick high pressure laminate (HPL) with 2.5mm edgeband.
- Solid surface tops are 1.25" thick, available with flat or knife edge tops.
- Polished chrome bases are equipped with White non-marking polycarbonate glides that are suitable for most hard and carpeted floor surfaces.
- Tables are shipped fully assembled.

Please specify based on the following criteria:

- **Model number** (suffix determines edge detail)
 - sled base models
 - _____ **I** laminate flat edge
 - _____ **K** laminate knife edge
 - _____ **SF** solid surface flat edge
 - _____ **SK** solid surface knife edge
 - polished chrome base models
 - _____ **C** laminate flat edge
 - _____ **CK** laminate knife edge
 - _____ **CSF** solid surface flat edge
 - _____ **CSK** solid surface knife edge
 - four-legged wood base models
 - _____ **W** laminate flat edge
 - _____ **WK** laminate knife edge
 - _____ **WSF** solid surface flat edge
 - _____ **WSK** solid surface knife edge

• Top details

LAMINATE

Surface type (laminate flat edge tables only)
(TFL) Thermally fused laminate
(HPL) High pressure laminate

Top finish (see model for HPL upcharges)

- | | |
|------------------------------|---------------------------------|
| (ACJ) Absolute Acajou | (FCL) First Class |
| (ASN) Asian Night | (NBL) Noce Biondo |
| (AWC) Avant Cherry | (NGL) Noce Grigio |
| (AWH) Avant Honey | (NEL) Noce Leggero |
| (BLK) Black | (NML) Noce Medio |
| (BZD) Blizzard | (QTM) Quartered Mahogany |
| (BRC) Brushed Cobalt | (SBY) Sheer Beauty |
| (CMB) Clear Maple | (SDT) Stonedust |
| (CGY) Custom Grey | (SOG) Storm Grey |
| (DES) Dark Espresso | (WHE) Walnut Heights |
| (DWT) Designer White | (WHC) White Chocolate |
| (FAS) Fashionista | (WCR) Winter Cherry |

SOLID SURFACE

Top finish (see model for grade 2 upcharges)

- (AWH)** Designer White - grade 1
- (SBT)** Beige Tempest - grade 2
- (SBX)** Black Onyx Mirage - grade 2
- (SFW)** Frosty White Mirage - grade 2
- (SHS)** Hot Stone - grade 2
- (SMG)** Milk Glass Spectra - grade 2
- (SNM)** Northern Melange - grade 2

• Base finish

SLED BASE

For leg frame finish options, please see page 380. Upcharges apply for the following plated finish:

(CHM) Chrome. Add \$33.

WOOD BASE (see coordination chart)

- | | |
|----------------------------|-----------------------------|
| (AAM) Absolute | (NLW) Natural Walnut |
| (BKM) Black | (ASM) Night |
| (ACM) Cherry | (NBM) Noce Biondo |
| (EOM) English Oak | (NGM) Noce Grigio |
| (ECM) Espresso Cafe | (NEM) Noce Leggero |
| (TFM) Fruitwood | (NMM) Noce Medio |
| (HGM) Gray | (SKM) Shaker Cherry |
| (AHM) Honey | (TWM) Walnut |
| (TMM) Mahogany | (WTM) WC Cream |
| (AVM) Maple | (WHM) White |
| (MWM) Medium Walnut | (WCM) Winter Cherry |

POLISHED CHROME BASE

(CHM) Chrome.

• Glide type

SLED BASE GLIDES

- (CG)** clear polycarbonate glides for most surfaces (standard)
- (XG)** no glides (carpeted surface)
- (SG)** steel cushioned glides for carpeted surfaces. Add \$19.
- (RG)** rubber glides for most hard floor surfaces. Add \$19.
- (FG)** felt glides for most hard floor surfaces. Add \$19.

WOOD BASE GLIDES

- (NM)** White non-marking nylon for most surfaces (standard)
- (SG)** steel cushioned glides for carpeted surfaces. Add \$17.
- (RG)** non-slip rubber glides for most hard floor surfaces. Add \$22.
- (FG)** felt glides for most hard floor surfaces. Add \$22.

Please note that these finishes are coordinating and not exact matches. Please reach out to your Global Sales representative for physical samples of finishes prior to ordering.

DESCRIPTION	MODEL #	DIMENSIONS	WT/LB.	CUBIC FT.	LIST PRICE	HP ADD	GRADE 2+
-------------	---------	------------	--------	-----------	------------	--------	----------



Round Table w/Polished Chrome Four Star Base

W x D x H							
Laminate Flat Edge							
8041R2616C		26 x 26 x 16	30	10.75	\$865	\$91	N/A
8041R3016C		30 x 30 x 16	34	13	\$898	\$108	N/A
Laminate Knife Edge							
8041R2616CK		26 x 26 x 16	30	10.75	\$1504	N/A	N/A
8041R3016CK		30 x 30 x 16	34	13	\$1697	N/A	N/A
Solid Surface Flat Edge							
8041R2616CSF		26 x 26 x 16	43	10.75	\$2789	N/A	\$171
8041R3016CSF		30 x 30 x 16	51.5	13	\$2982	N/A	\$235
Solid Surface Knife Edge							
8041R2616CSK		26 x 26 x 16	43	10.75	\$2847	N/A	\$183
8041R3016CSK		30 x 30 x 16	51.5	13	\$3070	N/A	\$253

Finished height will vary depending on material top. Shipped fully assembled in 1 carton.



Round Table w/Sled Base

Laminate Flat Edge							
8041R2616I		26 x 26 x 16	28	10.25	\$489	\$91	N/A
8041R3016I		30 x 30 x 16	33	13	\$522	\$108	N/A
8041R2120I		21 x 21 x 20	23	8.75	\$487	\$89	N/A
Laminate Knife Edge							
8041R2616IK		26 x 26 x 16	28	10.25	\$1128	N/A	N/A
8041R3016IK		30 x 30 x 16	33	13	\$1321	N/A	N/A
8041R2120IK		21 x 21 x 20	23	8.75	\$941	N/A	N/A
Solid Surface Flat Edge							
8041R2616ISF		26 x 26 x 16	41	10.25	\$2413	N/A	\$171
8041R3016ISF		30 x 30 x 16	50	13	\$2606	N/A	\$235
8041R2120ISF		21 x 21 x 20	31.5	8.75	\$2263	N/A	\$118
Solid Surface Knife Edge							
8041R2616ISK		26 x 26 x 16	41	10.25	\$2471	N/A	\$183
8041R3016ISK		30 x 30 x 16	50	13	\$2694	N/A	\$253
8041R2120ISK		21 x 21 x 20	31.5	8.75	\$2369	N/A	\$123

Finished height will vary depending on material top. Shipped fully assembled in 1 carton.



Round Table w/Wood Four Star Base

Laminate Flat Edge							
8041R2616W		26 x 26 x 16	24	10.75	\$975	\$91	N/A
8041R3016W		30 x 30 x 16	29	13	\$1008	\$108	N/A
Laminate Knife Edge							
8041R2616WVK		26 x 26 x 16	24	10.75	\$1614	N/A	N/A
8041R3016WVK		30 x 30 x 16	29	13	\$1807	N/A	N/A
Solid Surface Flat Edge							
8041R2616WSF		26 x 26 x 16	37.5	10.75	\$2899	N/A	\$171
8041R3016WSF		30 x 30 x 16	46.5	13	\$3092	N/A	\$235
Solid Surface Knife Edge							
8041R2616WSK		26 x 26 x 16	37.5	10.75	\$2957	N/A	\$183
8041R3016WSK		30 x 30 x 16	46.5	13	\$3180	N/A	\$253

Finished height will vary depending on material top. Shipped fully assembled in 1 carton.

DESCRIPTION	MODEL #	DIMENSIONS	WT/LB.	CUBIC FT.	LIST PRICE	HP ADD	GRADE 2+
-------------	---------	------------	--------	-----------	------------	--------	----------



Square Table w/Polished Chrome Four Star Base

		W x D x H					
Laminate Flat Edge							
8042SQ2216C		22.75 x 22.75 x 16	29	7.75	\$865	\$91	N/A
8042SQ2816C		28.5 x 28.5 x 16	36	11.5	\$898	\$108	N/A
Laminate Knife Edge							
8042SQ2216CK		22.75 x 22.75 x 16	29	7.75	\$1300	N/A	N/A
8042SQ2816CK		28.5 x 28.5 x 16	36	11.5	\$1493	N/A	N/A
Solid Surface Flat Edge							
8042SQ2216CSF		22.75 x 22.75 x 16	34	7.75	\$2488	N/A	\$147
8042SQ2816CSF		28.5 x 28.5 x 16	48.5	11.5	\$2832	N/A	\$235
Solid Surface Knife Edge							
8042SQ2216CSK		22.75 x 22.75 x 16	34	7.75	\$2847	N/A	\$176
8042SQ2816CSK		28.5 x 28.5 x 16	48.5	11.5	\$3421	N/A	\$265

Finished height will vary depending on material top. Shipped fully assembled in 1 carton.



Square Table w/Sled Base

Laminate Flat Edge							
8042SQ2216I		22.5 x 22.5 x 16	27	8	\$489	\$91	N/A
8042SQ2816I		28.5 x 28.5 x 16	35	11.75	\$522	\$108	N/A
8042SQ1920I		19.5 x 19.5 x 20	23.5	7.75	\$487	\$89	N/A
Laminate Knife Edge							
8042SQ2216IK		22.5 x 22.5 x 16	27	8	\$924	N/A	N/A
8042SQ2816IK		28.5 x 28.5 x 16	35	11.75	\$1117	N/A	N/A
8042SQ1920IK		19.5 x 19.5 x 20	23.5	7.75	\$881	N/A	N/A
Solid Surface Flat Edge							
8042SQ2216ISF		22.5 x 22.5 x 16	32.5	8	\$2112	N/A	\$147
8042SQ2816ISF		28.5 x 28.5 x 16	53.5	11.75	\$2456	N/A	\$235
8042SQ1920ISF		19.5 x 19.5 x 20	31.5	7.75	\$2017	N/A	\$123
Solid Surface Knife Edge							
8042SQ2216ISK		22.5 x 22.5 x 16	32.5	8	\$2471	N/A	\$176
8042SQ2816ISK		28.5 x 28.5 x 16	53.5	11.75	\$3045	N/A	\$265
8042SQ1920ISK		19.5 x 19.5 x 20	31.5	7.75	\$2369	N/A	\$130

Finished height will vary depending on material top. Shipped fully assembled in 1 carton.



Square Table w/Wood Four Star Base

Laminate Flat Edge							
8042SQ2216W		22.75 x 22.75 x 16	23	7.75	\$975	\$91	N/A
8042SQ2816W		28.5 x 28.5 x 16	30	11.5	\$1008	\$108	N/A
Laminate Knife Edge							
8042SQ2216WK		22.75 x 22.75 x 16	23	7.75	\$1410	N/A	N/A
8042SQ2816WK		28.5 x 28.5 x 16	30	11.5	\$1603	N/A	N/A
Solid Surface Flat Edge							
8042SQ2216WSF		22.75 x 22.75 x 16	29	7.75	\$2598	N/A	\$147
8042SQ2816WSF		28.5 x 28.5 x 16	50	11.5	\$2942	N/A	\$235
Solid Surface Knife Edge							
8042SQ2216WSK		22.75 x 22.75 x 16	29	7.75	\$2957	N/A	\$176
8042SQ2816WSK		28.5 x 28.5 x 16	50	11.5	\$3531	N/A	\$265

Finished height will vary depending on material top. Shipped fully assembled in 1 carton.

DESCRIPTION	MODEL #	DIMENSIONS	WT/LB.	CUBIC FT.	LIST PRICE	HP ADD	GRADE 2+
-------------	---------	------------	--------	-----------	------------	--------	----------



Oval Table w/Polished Chrome Four Star Base

		W x D x H					
Laminate Flat Edge							
80430V2616C	26 x 22 x 16	30	9.25	\$865	\$91	N/A	
80430V3116C	31 x 26 x 16	34	11.75	\$898	\$108	N/A	
Laminate Knife Edge							
80430V2616CK	26 x 22 x 16	30	9.25	\$1504	N/A	N/A	
80430V3116CK	31 x 26 x 16	34	11.75	\$1697	N/A	N/A	
Solid Surface Flat Edge							
80430V2616CSF	26 x 22 x 16	41.5	9.25	\$2789	N/A	\$171	
80430V3116CSF	31 x 26 x 16	51.5	11.75	\$2982	N/A	\$235	
Solid Surface Knife Edge							
80430V3116CSK	31 x 26 x 16	51.5	11.75	\$3070	N/A	\$253	
80430V3116CSK	31 x 26 x 16	51.5	11.75	\$3070	N/A	\$253	

Finished height will vary depending on material top. Shipped fully assembled in 1 carton.



Oval Table w/Sled Base

Laminate Flat Edge							
80430V2616I	22 x 26 x 16	28.5	8.75	\$489	\$91	N/A	
80430V3116I	31 x 26 x 16	36	11.75	\$522	\$108	N/A	
80430V2220I	18 x 22 x 20	28	10.75	\$487	\$89	N/A	
Laminate Knife Edge							
80430V2616IK	22 x 26 x 16	28.5	8.75	\$1128	N/A	N/A	
80430V3116IK	31 x 26 x 16	36	11.75	\$1321	N/A	N/A	
80430V2220IK	18 x 22 x 20	28	10.75	\$941	N/A	N/A	
Solid Surface Flat Edge							
80430V2616ISF	22 x 26 x 16	34	8.75	\$2413	N/A	\$171	
80430V3116ISF	31 x 26 x 16	50	11.75	\$2606	N/A	\$235	
80430V2220ISF	18 x 22 x 20	32	10.75	\$2263	N/A	\$118	
Solid Surface Knife Edge							
80430V2616ISK	22 x 26 x 16	38	8.75	\$2471	N/A	\$183	
80430V3116ISK	31 x 26 x 16	50	11.75	\$2694	N/A	\$253	
80430V2220ISK	18 x 22 x 20	32	10.75	\$2369	N/A	\$123	

Finished height will vary depending on material top. Shipped fully assembled in 1 carton.



Oval Table w/Wood Four Star Base

Laminate Flat Edge							
80430V2616W	26 x 22 x 16	24	9.25	\$975	\$91	N/A	
80430V3116W	31 x 26 x 16	29	11.75	\$1008	\$108	N/A	
Laminate Knife Edge							
80430V2616WK	26 x 22 x 16	24	9.25	\$1614	N/A	N/A	
80430V3116WK	31 x 26 x 16	29	11.75	\$1807	N/A	N/A	
Solid Surface Flat Edge							
80430V2616WSF	26 x 22 x 16	36.5	9.25	\$2899	N/A	\$171	
80430V3116WSF	31 x 26 x 16	46.5	11.75	\$3092	N/A	\$235	
Solid Surface Knife Edge							
80430V3116WSK	31 x 26 x 16	46.5	11.75	\$3180	N/A	\$253	
80430V3116WSK	31 x 26 x 16	46.5	11.75	\$3180	N/A	\$253	

Finished height will vary depending on material top. Shipped fully assembled in 1 carton.

JEO



model 8434



model 8433-4



Optional quilted stitch back (Q)



model 8435-2224



model 8436-1530






Optional five prong base with glides (G)


STANDARD FEATURES



- Jeo is a contemporary, retro-inspired series with versatility for a variety of workplace applications.
- The tailored box styling functions well in lounge, conferencing, collaboration and side/guest environments.
- Three seating models: a swivel tilter with a five prong caster base, a swivel self-centering return with a stationary round pedestal base or a matching four legged arm chair.
- Model 8433-4 is standard with a five prong Black nylon base with carpet casters (CX).
- Model 8437 is standard with Black (TBL) four-legged frame.
- Jeo also offers two styles of matching pedestal base occasional tables with a round or square laminate top, available in two height sizes (15" and 22" high).
- Upholstery options: fabric, vinyl, leather or a combination of two or more materials. Vinyl and leather models may feature stitch detail across the seat and/or back cushions, if applicable. The upholstery surfaces are seamed together with tailored double stitch detailing.

OPTIONAL FEATURES

- Chairs are available with an optional quilted stitch back, specify (Q). Add \$131.
- Model 8433-4 has an optional five prong aluminum base, specify (PA). Add \$175.
- Optional five prong aluminum base with hard glides, specify (HG). Add \$49.
- Optional soft casters are available on the five prong base, specify (ID). Add \$21.
- Model 8434 round pedestal base available in Chrome (CHM) or Brushed Chrome (BCH), please specify.
- Model 8437 has an optional Tungsten (TTU) or Designer White (TDW) four-legged frame. No upcharge. For Chrome (CHM) or Brushed Chrome (BCH) finish, add \$175.
- Occasional tables are available in the following laminate finishes to coordinate with Global desking and wood seating: Absolute Acajou (ACJ), Asian Night (ASN), Avant Cherry (AWC), Avant Honey (AWH), Black (BLK), Blizzard (BZD), Brushed Cobalt (BRC), Clear Maple (CMB), Custom Grey (CGY), Dark Espresso (DES), Designer White (DWT), Fashionista (FAS), First Class (FCL), Noce Biondo (NBL), Noce Grigio (NGL), Noce Leggero (NEL), Noce Medio (NML), Quartered Mahogany (QTM), Sheer Beauty (SBY), Stonedust (SDT), Storm Grey (SOG), Walnut Heights (WHE), White Chocolate (WHC) and Winter Cherry (WCR). Please specify.

DESCRIPTION	FEATURES	MODEL #	STANDARD TEXTILE GRADES													
			1	2	3	4	5	6	7	8	9	10	11	12		
 <p>Self-Centering Lounge Chair on Pedestal Base COM: 2.75 YD 2.51 M Unit weight: 50 LB 22.7 KG Carton weight: 56 LB 25.4 KG Carton volume: 14.25 FT³ 0.4 MT³</p>	Ergonomic features: C	8434	1945	2033	2107	2193	2333	2462	2591	2704	2844	2976	3155	3408		
			OVERALL DIMENSIONS			SEAT DIMENSIONS			BACK DIMENSIONS							
			W	D	H	W	D	H	W	H						
			IN 26	25	30	20	19	16.5	20	15						
			MM 660	635	762	508	483	419	508	381						
			RTA 00		1 per carton											
 <p>Swivel Tilter Chair COM: 2.75 YD 2.51 M Unit weight: 50 LB 22.7 KG Carton weight: 56 LB 25.4 KG Carton volume: 14.25 FT³ 0.4 MT³</p>	Ergonomic features: A, B, C, S	8433-4	1295	1383	1457	1543	1683	1812	1941	2054	2194	2326	2505	2758		
			OVERALL DIMENSIONS			SEAT DIMENSIONS			BACK DIMENSIONS							
			W	D	H	W	D	H	W	H						
			IN 26	25	30	20	19	16.5	20	15						
			MM 660	635	762	508	483	419	508	381						
			RTA 00		1 per carton											
 <p>Armchair COM: 2.75 YD 2.51 M Unit weight: 50 LB 22.7 KG Carton weight: 57 LB 25.85 KG Carton volume: 15.75 FT³ 0.44 MT³</p>		8437	1432	1520	1594	1680	1820	1949	2078	2191	2331	2463	2642	2895		
	OVERALL DIMENSIONS			SEAT DIMENSIONS			BACK DIMENSIONS									
	W		D	H	W	D	H	W	H							
	IN 26		25	32.5	20	19	18	20	15							
	MM 660		635	826	508	483	457	508	381							
			RTA 00		1 per carton											

DESCRIPTION	FEATURES	MODEL #	STANDARD TEXTILE GRADES																													
 <p>15"H Round End Table - 24" Dia. Top on Pedestal Base COM: N/A Unit weight: 31 LB 14.1 KG Carton weight: 36 LB 16.33 KG Carton volume: 8.25 FT³ 0.23 MT³</p>		List price																														
		8435-1524	939																													
		<table border="1"> <thead> <tr> <th colspan="3">OVERALL DIMENSIONS</th> <th colspan="3">SEAT DIMENSIONS</th> <th colspan="2">BACK DIMENSIONS</th> </tr> <tr> <th>W</th> <th>D</th> <th>H</th> <th>W</th> <th>D</th> <th>H</th> <th>W</th> <th>H</th> </tr> </thead> <tbody> <tr> <td>IN 24</td> <td>24</td> <td>15</td> <td>-</td> <td>-</td> <td>-</td> <td>-</td> <td>-</td> </tr> <tr> <td>MM 610</td> <td>610</td> <td>381</td> <td>-</td> <td>-</td> <td>-</td> <td>-</td> <td>-</td> </tr> </tbody> </table>	OVERALL DIMENSIONS			SEAT DIMENSIONS			BACK DIMENSIONS		W	D	H	W	D	H	W	H	IN 24	24	15	-	-	-	-	-	MM 610	610	381	-	-	-
OVERALL DIMENSIONS			SEAT DIMENSIONS			BACK DIMENSIONS																										
W	D	H	W	D	H	W	H																									
IN 24	24	15	-	-	-	-	-																									
MM 610	610	381	-	-	-	-	-																									
		RTA 00	courier 1 per carton																													
 <p>15"H Round Coffee Table - 30" Dia. Top on Pedestal Base COM: N/A Unit weight: 35 LB 15.9 KG Carton weight: 40 LB 18.14 KG Carton volume: 11.75 FT³ 0.33 MT³</p>		List price																														
		8435-1530	1120																													
		<table border="1"> <thead> <tr> <th colspan="3">OVERALL DIMENSIONS</th> <th colspan="3">SEAT DIMENSIONS</th> <th colspan="2">BACK DIMENSIONS</th> </tr> <tr> <th>W</th> <th>D</th> <th>H</th> <th>W</th> <th>D</th> <th>H</th> <th>W</th> <th>H</th> </tr> </thead> <tbody> <tr> <td>IN 30</td> <td>30</td> <td>15</td> <td>-</td> <td>-</td> <td>-</td> <td>-</td> <td>-</td> </tr> <tr> <td>MM 762</td> <td>762</td> <td>381</td> <td>-</td> <td>-</td> <td>-</td> <td>-</td> <td>-</td> </tr> </tbody> </table>	OVERALL DIMENSIONS			SEAT DIMENSIONS			BACK DIMENSIONS		W	D	H	W	D	H	W	H	IN 30	30	15	-	-	-	-	-	MM 762	762	381	-	-	-
OVERALL DIMENSIONS			SEAT DIMENSIONS			BACK DIMENSIONS																										
W	D	H	W	D	H	W	H																									
IN 30	30	15	-	-	-	-	-																									
MM 762	762	381	-	-	-	-	-																									
		RTA 00	1 per carton																													
 <p>22"H Round End Table - 24" Dia. Top on Pedestal Base COM: N/A Unit weight: 35 LB 15.9 KG Carton weight: 40 LB 18.14 KG Carton volume: 11.5 FT³ 0.32 MT³</p>		List price																														
		8435-2224	975																													
		<table border="1"> <thead> <tr> <th colspan="3">OVERALL DIMENSIONS</th> <th colspan="3">SEAT DIMENSIONS</th> <th colspan="2">BACK DIMENSIONS</th> </tr> <tr> <th>W</th> <th>D</th> <th>H</th> <th>W</th> <th>D</th> <th>H</th> <th>W</th> <th>H</th> </tr> </thead> <tbody> <tr> <td>IN 24</td> <td>24</td> <td>22</td> <td>-</td> <td>-</td> <td>-</td> <td>-</td> <td>-</td> </tr> <tr> <td>MM 610</td> <td>610</td> <td>559</td> <td>-</td> <td>-</td> <td>-</td> <td>-</td> <td>-</td> </tr> </tbody> </table>	OVERALL DIMENSIONS			SEAT DIMENSIONS			BACK DIMENSIONS		W	D	H	W	D	H	W	H	IN 24	24	22	-	-	-	-	-	MM 610	610	559	-	-	-
OVERALL DIMENSIONS			SEAT DIMENSIONS			BACK DIMENSIONS																										
W	D	H	W	D	H	W	H																									
IN 24	24	22	-	-	-	-	-																									
MM 610	610	559	-	-	-	-	-																									
		RTA 00	1 per carton																													
 <p>22"H Round Coffee Table - 30" Dia. Top on Pedestal Base COM: N/A Unit weight: 39 LB 17.7 KG Carton weight: 44 LB 19.96 KG Carton volume: 16.75 FT³ 0.47 MT³</p>		List price																														
		8435-2230	1155																													
		<table border="1"> <thead> <tr> <th colspan="3">OVERALL DIMENSIONS</th> <th colspan="3">SEAT DIMENSIONS</th> <th colspan="2">BACK DIMENSIONS</th> </tr> <tr> <th>W</th> <th>D</th> <th>H</th> <th>W</th> <th>D</th> <th>H</th> <th>W</th> <th>H</th> </tr> </thead> <tbody> <tr> <td>IN 30</td> <td>30</td> <td>22</td> <td>-</td> <td>-</td> <td>-</td> <td>-</td> <td>-</td> </tr> <tr> <td>MM 762</td> <td>762</td> <td>559</td> <td>-</td> <td>-</td> <td>-</td> <td>-</td> <td>-</td> </tr> </tbody> </table>	OVERALL DIMENSIONS			SEAT DIMENSIONS			BACK DIMENSIONS		W	D	H	W	D	H	W	H	IN 30	30	22	-	-	-	-	-	MM 762	762	559	-	-	-
OVERALL DIMENSIONS			SEAT DIMENSIONS			BACK DIMENSIONS																										
W	D	H	W	D	H	W	H																									
IN 30	30	22	-	-	-	-	-																									
MM 762	762	559	-	-	-	-	-																									
		RTA 00	1 per carton																													
 <p>15"H Square End Table - 24" Top on Pedestal Base COM: N/A Unit weight: 31 LB 14.1 KG Carton weight: 36 LB 16.33 KG Carton volume: 8.25 FT³ 0.23 MT³</p>		List price																														
		8436-1524	939																													
		<table border="1"> <thead> <tr> <th colspan="3">OVERALL DIMENSIONS</th> <th colspan="3">SEAT DIMENSIONS</th> <th colspan="2">BACK DIMENSIONS</th> </tr> <tr> <th>W</th> <th>D</th> <th>H</th> <th>W</th> <th>D</th> <th>H</th> <th>W</th> <th>H</th> </tr> </thead> <tbody> <tr> <td>IN 24</td> <td>24</td> <td>15</td> <td>-</td> <td>-</td> <td>-</td> <td>-</td> <td>-</td> </tr> <tr> <td>MM 610</td> <td>610</td> <td>381</td> <td>-</td> <td>-</td> <td>-</td> <td>-</td> <td>-</td> </tr> </tbody> </table>	OVERALL DIMENSIONS			SEAT DIMENSIONS			BACK DIMENSIONS		W	D	H	W	D	H	W	H	IN 24	24	15	-	-	-	-	-	MM 610	610	381	-	-	-
OVERALL DIMENSIONS			SEAT DIMENSIONS			BACK DIMENSIONS																										
W	D	H	W	D	H	W	H																									
IN 24	24	15	-	-	-	-	-																									
MM 610	610	381	-	-	-	-	-																									
		RTA 00	courier 1 per carton																													
 <p>15"H Square End Coffee - 30" Top on Pedestal Base COM: N/A Unit weight: 35 LB 15.9 KG Carton weight: 40 LB 18.14 KG Carton volume: 11.75 FT³ 0.33 MT³</p>		List price																														
		8436-1530	1120																													
		<table border="1"> <thead> <tr> <th colspan="3">OVERALL DIMENSIONS</th> <th colspan="3">SEAT DIMENSIONS</th> <th colspan="2">BACK DIMENSIONS</th> </tr> <tr> <th>W</th> <th>D</th> <th>H</th> <th>W</th> <th>D</th> <th>H</th> <th>W</th> <th>H</th> </tr> </thead> <tbody> <tr> <td>IN 30</td> <td>30</td> <td>15</td> <td>-</td> <td>-</td> <td>-</td> <td>-</td> <td>-</td> </tr> <tr> <td>MM 762</td> <td>762</td> <td>381</td> <td>-</td> <td>-</td> <td>-</td> <td>-</td> <td>-</td> </tr> </tbody> </table>	OVERALL DIMENSIONS			SEAT DIMENSIONS			BACK DIMENSIONS		W	D	H	W	D	H	W	H	IN 30	30	15	-	-	-	-	-	MM 762	762	381	-	-	-
OVERALL DIMENSIONS			SEAT DIMENSIONS			BACK DIMENSIONS																										
W	D	H	W	D	H	W	H																									
IN 30	30	15	-	-	-	-	-																									
MM 762	762	381	-	-	-	-	-																									
		RTA 00	1 per carton																													

DESCRIPTION	FEATURES	MODEL #	STANDARD TEXTILE GRADES						
 <p>22"H Square End Table - 24" Top on Pedestal Base COM: N/A Unit weight: 35 LB 15.9 KG Carton weight: 40 LB 18.14 KG Carton volume: 11.5 FT³ 0.32 MT³</p>		List price							
		8436-2224	975						
		OVERALL DIMENSIONS			SEAT DIMENSIONS			BACK DIMENSIONS	
		W	D	H	W	D	H	W	H
		IN 24	24	22	-	-	-	-	-
		MM 610	610	559	-	-	-	-	-
		RTA 00		1 per carton					
 <p>22"H Square End Coffee - 30" Top on Pedestal Base COM: N/A Unit weight: 39 LB 17.7 KG Carton weight: 44 LB 19.96 KG Carton volume: 16.75 FT³ 0.47 MT³</p>		List price							
		8436-2230	1155						
		OVERALL DIMENSIONS			SEAT DIMENSIONS			BACK DIMENSIONS	
		W	D	H	W	D	H	W	H
		IN 30	30	22	-	-	-	-	-
		MM 762	762	559	-	-	-	-	-
		RTA 00		1 per carton					

KATE



model 2811-4



model 2811-8


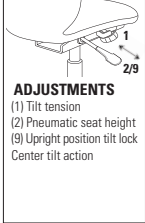

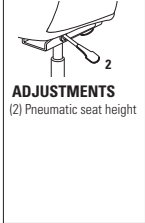



STANDARD FEATURES

- A contemporary, yet retro series featuring sculpted seat and back cushions.
- Fully upholstered closed arms offer a unique style and function in the workplace.
- Tilter and swivel are standard with a five prong, polished aluminum base with dual wheel carpet casters (**C10**).
- Armchair and ottoman are standard with steel frame and leg in Chrome finish. These bases are equipped with a Black polypropylene glide as standard.
- Upholstery options: fabric, vinyl or leather. Vinyl and leather models may feature stitch detail across the seat and/or back cushions, if applicable.

OPTIONAL FEATURES

- There are no arm options for this series.
- An optional Black injection molded base (**BLK**) is available, please specify. No upcharge.
- (**C7**) glides are available, please specify. No upcharge.
- For hard surface flooring casters, please specify (**C10R**). Add \$20.
- For additional caster options, please refer to the Arm and Caster section (page 353). *Optional casters may be priced higher than the standard casters for your chair and the difference will be charged. Lower priced optional casters will not be credited.*



DESCRIPTION	FEATURES	MODEL #	STANDARD TEXTILE GRADES													
			1	2	3	4	5	6	7	8	9	10	11	12		
 <p>MB Tilter COM: 3.75 YD 3.43 M Unit weight: 40 LB 18.2 KG Carton weight: 50 LB 22.68 KG Carton volume: 19.25 FT³ 0.54 MT³</p>	 <p>ADJUSTMENTS (1) Tilt tension (2) Pneumatic seat height (9) Upright position tilt lock Center tilt action</p> <p>Ergonomic features: A, B, C, N</p>	2811-4	1187	1307	1408	1525	1716	1892	2068	2222	2413	2593	2837	3182		
		OVERALL DIMENSIONS			SEAT DIMENSIONS			BACK DIMENSIONS								
		W D H			W D H			W H								
		IN 26 24.5 33			17.5 18 17.5-22.5			19 15.5								
		MM 660 622 838			445 457 445-572			483 394								
		RTA 00	1 per carton													
 <p>MB Swivel COM: 3.75 YD 3.43 M Unit weight: 36 LB 16.4 KG Carton weight: 46 LB 20.87 KG Carton volume: 19.5 FT³ 0.55 MT³</p>	 <p>ADJUSTMENTS (2) Pneumatic seat height</p> <p>Ergonomic features: C, N</p>	2811-8	1161	1281	1382	1499	1690	1866	2042	2196	2387	2567	2811	3156		
		OVERALL DIMENSIONS			SEAT DIMENSIONS			BACK DIMENSIONS								
		W D H			W D H			W H								
		IN 26 24.5 33			17.5 18 17.5-22.5			19 15.5								
		MM 660 622 838			445 457 445-572			483 394								
		RTA 00	1 per carton													
 <p>MB Armchair COM: 3.75 YD 3.43 M Unit weight: 36 LB 16.4 KG Carton weight: 46 LB 20.87 KG Carton volume: 19.5 FT³ 0.55 MT³</p>	<p>Ergonomic features: N</p>	2813	1128	1248	1349	1466	1657	1833	2009	2163	2354	2534	2778	3123		
		OVERALL DIMENSIONS			SEAT DIMENSIONS			BACK DIMENSIONS								
		W D H			W D H			W H								
		IN 26.5 26.5 33.5			17.5 18 18			19 15.5								
		MM 673 673 851			445 457 457			483 394								
		RTA 00	1 per carton													
 <p>Ottoman COM: 1.5 YD 1.37 M Unit weight: 17 LB 7.7 KG Carton weight: 22 LB 9.98 KG Carton volume: 6 FT³ 0.16 MT³</p>	<p>Ergonomic features: N</p>	2814	740	788	829	875	952	1022	1093	1154	1231	1303	1400	1538		
		OVERALL DIMENSIONS			SEAT DIMENSIONS			BACK DIMENSIONS								
		W D H			W D H			W H								
		IN 23.5 18.75 17.75			- - 17.75			- - -								
		MM 597 476 451			- - 451			- - -								
		RTA 00		1 per carton												

LUX



model LX2426AC







model LX8033S

STANDARD FEATURES

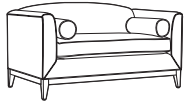
- Lux features contemporary styling with luxurious cushions.
- Sofa cushions are removable.
- Fully upholstered.
- Wood legs with non-marking, clear glides.
- Cylindrical bolsters are included with lounge chair models. One bolster on single seat lounge chair and two bolsters on two-seat and three-seat sofas.
- Upholstery options: fabric, vinyl or leather. Vinyl and leather models may feature stitch detail across the seat and/or back cushions, if applicable.

OPTIONAL FEATURES

- Wood frames available in Absolute (AAM), Black (BKM), Cherry (ACM), English Oak (EOM), Espresso Cafe (ECM), Fruitwood (TFM), Gray (HGM), Honey (AHM), Mahogany (TMM), Maple (AVM), Medium Walnut (MWM), Natural Walnut (NLW), Night (ASM), Noce Biondo (NBM), Noce Grigio (NGM), Noce Leggero (NEM), Noce Medio (NMM), Shaker Cherry (SKM), Walnut (TWM), WC Cream (WTM), White (WHM) and Winter Cherry (WCM). Please specify.

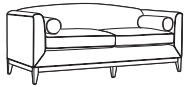
DESCRIPTION	FEATURES	MODEL #	STANDARD TEXTILE GRADES											
			1	2	3	4	5	6	7	8	9	10	11	12
 <p>Side Chair COM: 3 YD 2.74 M Unit weight: 26 LB 11.8 KG Carton weight: 36 LB 16.33 KG Carton volume: 17.75 FT³ 0.5 MT³</p>		LX2226SC	1410	1506	1587	1680	1833	1974	2115	2238	2391	2535	2730	3006
			OVERALL DIMENSIONS			SEAT DIMENSIONS			BACK DIMENSIONS					
			W	D	H	W	D	H	W	H				
			IN 25 MM 635	27.75 705	36 914	18 457	19.5 495	19 483	24 610	17 432				
		RTA 00	1 per carton											
 <p>Armchair COM: 3.25 YD 2.97 M Unit weight: 30 LB 13.6 KG Carton weight: 40 LB 18.14 KG Carton volume: 17.75 FT³ 0.5 MT³</p>		LX2426AC	1778	1882	1970	2071	2236	2389	2542	2675	2841	2997	3208	3507
			OVERALL DIMENSIONS			SEAT DIMENSIONS			BACK DIMENSIONS					
			W	D	H	W	D	H	W	H				
			IN 26 MM 660	27.75 705	36 914	18 457	19.5 495	19 483	24 610	17 432				
		RTA 00	1 per carton											
 <p>Lounge Chair COM: 8.5 YD 7.77 M Unit weight: 65 LB 29.5 KG Carton weight: 77 LB 34.93 KG Carton volume: 30.25 FT³ 0.85 MT³</p>		LX3433CH	2869	3141	3371	3634	4068	4467	4867	5215	5649	6057	6609	7391
			OVERALL DIMENSIONS			SEAT DIMENSIONS			BACK DIMENSIONS					
			W	D	H	W	D	H	W	H				
			IN 35 MM 889	34 864	33 838	22 559	20.5 521	21 533	22 559	11 279				
		RTA 00	1 per carton											
 <p>Ottoman COM: 2.5 YD 2.29 M Unit weight: 40 LB 18.2 KG Carton weight: 48 LB 21.77 KG Carton volume: 18.25 FT³ 0.51 MT³</p>		LX3636OTT	1915	1995	2063	2140	2268	2385	2503	2605	2733	2853	3015	3245
			OVERALL DIMENSIONS			SEAT DIMENSIONS			BACK DIMENSIONS					
			W	D	H	W	D	H	W	H				
			IN 36 MM 914	36 914	16 406	36 914	-	16 406	-	-				
		RTA 00	1 per carton											

DESCRIPTION FEATURES MODEL # STANDARD TEXTILE GRADES



Two Seat Sofa w/Cylindrical Bolsters
 COM: 12 YD | 10.97 M
 Unit weight: 90 LB | 40.9 KG
 Carton weight: 105 LB | 47.63 KG
 Carton volume: 50.25 FT³ | 1.42 MT³

MODEL #	STANDARD TEXTILE GRADES											
	1	2	3	4	5	6	7	8	9	10	11	12
LX6033S	4100	4484	4808	5180	5792	6356	6920	7412	8024	8600	9380	10484
OVERALL DIMENSIONS			SEAT DIMENSIONS			BACK DIMENSIONS						
W	D	H	W	D	H	W	H					
IN 61	34	33	47.75	20.5	21	47.75	11					
MM 1549	864	838	1213	521	533	1213	279					
RTA 00		1 per carton										



Three Seat Sofa w/Cylindrical Bolsters
 COM: 14.75 YD | 13.49 M
 Unit weight: 105 LB | 47.7 KG
 Carton weight: 125 LB | 56.7 KG
 Carton volume: 66.25 FT³ | 1.87 MT³

MODEL #	STANDARD TEXTILE GRADES											
	1	2	3	4	5	6	7	8	9	10	11	12
LX8033S	4948	5420	5818	6276	7028	7721	8414	9019	9771	10479	11438	12795
OVERALL DIMENSIONS			SEAT DIMENSIONS			BACK DIMENSIONS						
W	D	H	W	D	H	W	H					
IN 81	34	33	68	20.5	21	68	11					
MM 2057	864	838	1727	521	533	1727	279					
RTA 00		1 per carton										

ML



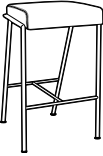



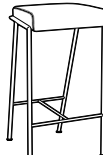



model ML2630


STANDARD FEATURES


- Modern seating with a distinctive retro design featuring a steel tube frame, legs and arms.
- Fully upholstered continuous seat and back cushions.
- Standard with non-marking Black glides.
- Upholstery options: fabric, vinyl or leather. Vinyl and leather models may feature stitch detail across the seat and/or back cushions, if applicable.

OPTIONAL FEATURES

- Available in five frame finish options: Chrome (**CHM**), Brushed Chrome (**BCH**), Black (**TBL**), Designer White (**TDW**) or Tungsten (**TTU**), please specify. No upcharge.

DESCRIPTION	FEATURES	MODEL #	STANDARD TEXTILE GRADES											
			1	2	3	4	5	6	7	8	9	10	11	12
 <p>Counter Height Stool - 24" Seat Height COM: 0.5 YD 0.46 M Unit weight: 17 LB 7.7 KG Carton weight: 24 LB 10.89 KG Carton volume: 9.5 FT³ 0.26 MT³</p>		ML171724	1483	1499	1513	1528	1554	1577	1601	1621	1647	1671	1703	1749
			OVERALL DIMENSIONS			SEAT DIMENSIONS			BACK DIMENSIONS					
			W	D	H	W	D	H	W	H				
			IN 18	19	24	-	-	-	-	-				
		MM 457	483	610	-	-	-	-	-					
		RTA 00		1 per carton										
 <p>Bar Height Stool - 30" Seat Height COM: 0.5 YD 0.46 M Unit weight: 18 LB 8.2 KG Carton weight: 26 LB 11.79 KG Carton volume: 13.75 FT³ 0.38 MT³</p>		ML171730	1517	1533	1547	1562	1588	1611	1635	1655	1681	1705	1737	1783
			OVERALL DIMENSIONS			SEAT DIMENSIONS			BACK DIMENSIONS					
			W	D	H	W	D	H	W	H				
			IN 18	20.5	30	-	-	-	-	-				
		MM 457	521	762	-	-	-	-	-					
		RTA 00		1 per carton										
 <p>Bar Height Stool - 33" Seat Height COM: 0.5 YD 0.46 M Unit weight: 19 LB 8.6 KG Carton weight: 27 LB 12.25 KG Carton volume: 13.75 FT³ 0.38 MT³</p>		ML171733	1550	1566	1580	1595	1621	1644	1668	1688	1714	1738	1770	1816
			OVERALL DIMENSIONS			SEAT DIMENSIONS			BACK DIMENSIONS					
			W	D	H	W	D	H	W	H				
			IN 18	21.5	33	-	-	-	-	-				
		MM 457	546	838	-	-	-	-	-					
		RTA 00		1 per carton										
 <p>Ottoman COM: 1.25 YD 1.14 M Unit weight: 23 LB 10.5 KG Carton weight: 28 LB 12.7 KG Carton volume: 5.75 FT³ 0.16 MT³</p>		ML2121	1454	1494	1528	1567	1630	1689	1748	1799	1863	1923	2004	2119
			OVERALL DIMENSIONS			SEAT DIMENSIONS			BACK DIMENSIONS					
			W	D	H	W	D	H	W	H				
			IN 21	21	17	-	-	-	-	-				
		MM 533	533	432	-	-	-	-	-					
		RTA 00		1 per carton										

DESCRIPTION	FEATURES	MODEL #	STANDARD TEXTILE GRADES											
			1	2	3	4	5	6	7	8	9	10	11	12
 <p>Dining Chair COM: 1.75 YD 1.6 M Unit weight: 26 LB 11.8 KG Carton weight: 33 LB 14.97 KG Carton volume: 14.75 FT³ 0.41 MT³</p>		ML2326	2083	2139	2186	2241	2330	2412	2494	2566	2655	2739	2853	3014
			OVERALL DIMENSIONS			SEAT DIMENSIONS			BACK DIMENSIONS					
			W	D	H	W	D	H	W	H				
			IN 23.25 MM 591	29.5 749	29.75 756	20.5 521	17 432	18 457	17 432	11.5 292				
					RTA 00	1 per carton								

DESCRIPTION	FEATURES	MODEL #	STANDARD TEXTILE GRADES											
			1	2	3	4	5	6	7	8	9	10	11	12
 <p>Lounge Chair COM: 2.5 YD 2.29 M Unit weight: 46 LB 20.9 KG Carton weight: 54 LB 24.49 KG Carton volume: 21.25 FT³ 0.6 MT³</p>		ML2630	2328	2408	2476	2553	2681	2798	2916	3018	3146	3266	3428	3658
			OVERALL DIMENSIONS			SEAT DIMENSIONS			BACK DIMENSIONS					
			W	D	H	W	D	H	W	H				
			IN 26 MM 660	34.5 876	35 889	23 584	20 508	18 457	18 457	17.5 445				
					RTA 00	1 per carton								

ML PARK



model ML4634CH






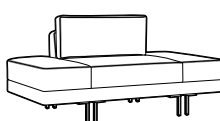
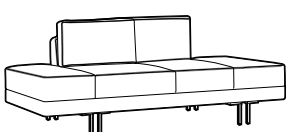
model ML8634

STANDARD FEATURES

- ML Park is a modern armless lounge seating series with a distinctive retro design.
- Features aluminum legs with non-marking Black glides.
- Fully upholstered continuous seat and back cushions with distinctive seams.
- Upholstery options: fabric, vinyl or leather. Vinyl and leather models may feature stitch detail across the seat and/or back cushions, if applicable.

OPTIONAL FEATURES

- Optional fixed back cushion (**FC**) is available on lounge models, please specify. Model ML4634, add \$157. Model ML6634, add \$210. Model ML8634, add \$263.
- Available in five leg finish options: Black (**TBL**), Brushed Aluminum (**BAL**), Designer White (**TDW**), Polished Aluminum (**ALU**) or Tungsten (**TTU**), please specify. No upcharge.

DESCRIPTION	FEATURES	MODEL #	STANDARD TEXTILE GRADES														
			1	2	3	4	5	6	7	8	9	10	11	12			
 <p>Ottoman COM: 1.5 YD 1.37 M Unit weight: 35 LB 15.9 KG Carton weight: 41 LB 18.6 KG Carton volume: 9.75 FT³ 0.27 MT³</p>																	
	OVERALL DIMENSIONS			SEAT DIMENSIONS			BACK DIMENSIONS										
	W	D	H	W	D	H	W	H									
	IN 26.75 MM 679	26.75 679	18.25 464	-	-	-	-	-									
			RTA 00		1 per carton												
 <p>Lounge Chair COM: 7.25 YD 6.63 M Unit weight: 85 LB 38.6 KG Carton weight: 95 LB 43.09 KG Carton volume: 35.5 FT³ 1 MT³</p>																	
	OVERALL DIMENSIONS			SEAT DIMENSIONS			BACK DIMENSIONS										
	W	D	H	W	D	H	W	H									
	IN 42.75 MM 1086	36 914	32 813	42.75 1086	24 610	20 508	20 508	12 305									
			RTA 00		1 per carton												
 <p>Two Seat Sofa COM: 7.5 YD 6.86 M Unit weight: 120 LB 54.5 KG Carton weight: 132 LB 59.87 KG Carton volume: 52 FT³ 1.47 MT³</p>																	
	OVERALL DIMENSIONS			SEAT DIMENSIONS			BACK DIMENSIONS										
	W	D	H	W	D	H	W	H									
	IN 66 MM 1676	36 914	32 813	66 1676	24 610	20 508	20 508	12 305									
			RTA 00		1 per carton												
 <p>Three Seat Sofa COM: 11 YD 10.06 M Unit weight: 145 LB 65.9 KG Carton weight: 160 LB 72.57 KG Carton volume: 67.25 FT³ 1.9 MT³</p>																	
	OVERALL DIMENSIONS			SEAT DIMENSIONS			BACK DIMENSIONS										
	W	D	H	W	D	H	W	H									
	IN 86 MM 2184	36 914	32 813	86 2184	24 610	20 508	40 1016	12 305									
			RTA 00		1 per carton												

PRAIRIE



model 3481






model 3482

STANDARD FEATURES

- Features barrel shaped arms that provide an attractive and enticing appearance.
- Fully upholstered. Tapered wood skirt and legs.
- Fixed, non-removable cushions.
- Elasticized seat suspension system for extra comfort.
- Series includes lounge chair, two seat and three seat sofa.
- Upholstery options: fabric, vinyl or leather. Vinyl and leather models may feature stitch detail across the seat and/or back cushions, if applicable.

OPTIONAL FEATURES

- Tapered wood legs are available in Absolute (AAM), Black (BKM), Cherry (ACM), Espresso Cafe (ECM), English Oak (EOM), Fruitwood (TFM), Gray (HGM), Honey (AHM), Mahogany (TMM), Maple (AVM), Medium Walnut (MWM), Natural Walnut (NLW), Night (ASM), Noce Biondo (NBM), Noce Grigio (NGM), Noce Leggero (NEM), Noce Medio (NMM), Shaker Cherry (SKM), Walnut (TWM), WC Cream (WTM), White (WHM) and Winter Cherry (WCM). Please specify. Genuine maple faced veneers and solids are used.

DESCRIPTION	FEATURES	MODEL #	STANDARD TEXTILE GRADES												
			1	2	3	4	5	6	7	8	9	10	11	12	
 <p>Lounge Chair COM: 4.25 YD 3.89 M Unit weight: 70 LB 31.8 KG Carton weight: 80 LB 36.29 KG Carton volume: 19.25 FT³ 0.54 MT³</p>		3481	1502	1638	1753	1885	2101	2301	2501	2675	2892	3096	3372	3763	
			OVERALL DIMENSIONS			SEAT DIMENSIONS			BACK DIMENSIONS						
			W	D	H	W	D	H	W	H					
			IN 32	29	30.5	21	19	16	21	14.5					
			MM 813	737	775	533	483	406	533	368					
		RTA 00	1 per carton												
 <p>Two Seat Sofa COM: 6.25 YD 5.72 M Unit weight: 96 LB 43.6 KG Carton weight: 106 LB 48.08 KG Carton volume: 41.25 FT³ 1.16 MT³</p>		3482	2050	2250	2419	2613	2931	3225	3519	3775	4094	4394	4800	5375	
			OVERALL DIMENSIONS			SEAT DIMENSIONS			BACK DIMENSIONS						
			W	D	H	W	D	H	W	H					
			IN 52.5	29	30.5	42	19	16	42	14.5					
			MM 1334	737	775	1067	483	406	1067	368					
		RTA 00	1 per carton												
 <p>Three Seat Sofa COM: 9.5 YD 8.69 M Unit weight: 135 LB 61.4 KG Carton weight: 150 LB 68.04 KG Carton volume: 55.5 FT³ 1.57 MT³</p>		3483	2599	2903	3160	3454	3939	4385	4832	5221	5706	6162	6779	7653	
			OVERALL DIMENSIONS			SEAT DIMENSIONS			BACK DIMENSIONS						
			W	D	H	W	D	H	W	H					
			IN 73.5	29	30.5	63.5	19	16	63.5	14.5					
			MM 1867	737	775	1613	483	406	1613	368					
		RTA 00	1 per carton												

RIVER



Sample Layout



Sample Layout

STANDARD FEATURES

- A seating series that is composed of modular units in straight, curved and corner sections, as well as freestanding units. Soft seating models are available with standard height, high and extended high backs. Linking units can be used together in any combination to create a wide variety of layouts.
- Armless units can be ganged together with a quick connect, disconnect feature. Ganging hardware is standard and is factory installed. Ganging hardware swivels out of sight when not in use.
- Front edge of the seat angles slightly inward, so feet have freedom of movement and don't rub on the seat. This inward slant matches the inward angles of the back. Benches and connecting end tables also reflect the inward angles on the front and back faces, so all units coordinate in visual appearance.
- The unique tapered legs are made of welded steel, with each leg bolted directly to the unit frame. All units except for the laptop tables have the same leg height of 6.5". The leg height makes it easier to clean under the product.
- Legs are standard in Chrome with Black nylon non-marking height adjustable glides.
- All cushions are fixed and non-removable. Perimeter seams feature a decorative single stitch detail, which makes seams lay flat and adds extra seam strength.
- Seating frames are heavy duty with interlocking plywood, puzzle box construction, and are made for active environments. Seats are high density with highly resilient foam.
- Personal Harbor high traffic units are rated at 350 lbs., suitable for 24/7 use and should be specified in textiles that meet or exceed 100,000 double rubs (for the fabric portion of the warranty to apply). These units have the same puzzle box frame construction as other River models except the framing wood is 1" thick, rotary cut, birch plywood.
- Upholstery options: fabric, vinyl or leather. Leather only recommended on seat and may feature a horizontal stitch detail.

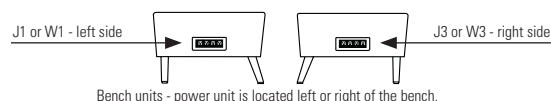
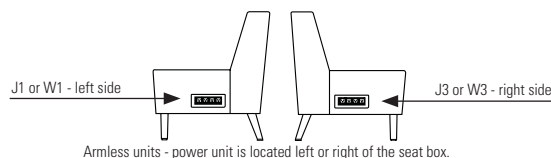
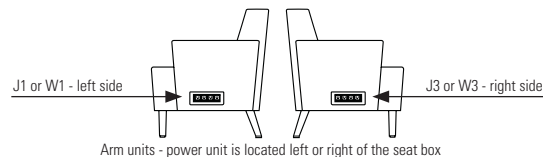
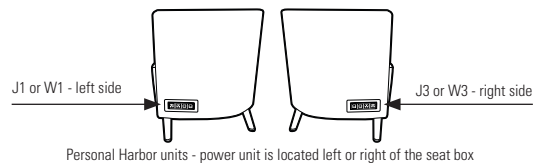
OPTIONAL FEATURES

- Most tables and seating units (except round benches) can be specified with power/USB units, which include two power outlets, two double USB terminals and a Black 5" three-prong power cord. Each power/USB unit is set in predetermined locations, as shown in the electrical illustrations below. Electrical units must be factory installed.
- Power/USB units are available with either Jet Black (J) face plate with Black power/USB receptacles or with a White (W) face plate with White power/USB receptacles.
- To add a power/USB unit, please specify (J1), (W1), (J2), (W2), (J3), (W3), (J4), (W4), (J6) or (W6) after the product model number. Please note on seating units, if both right and left locations are required, add both (J1/J3) or (W1/W3) to the model number. Add \$729 each.
- Tables are made with high pressure laminate and are offered in the following finishes: Absolute Acajou (ACJ), Asian Night (ASN), Avant Cherry (AWC), Avant Honey (AWH), Blizzard (BZD), Clear Maple (CMB), Custom Grey (CGY), Dark Espresso (DES), Designer White (DWT), Stonedust (SDT), Walnut Heights (WHE), White Chocolate (WHC) and Winter Cherry (WCR). Please specify. Custom high pressure laminate finishes will be considered upon request.
- For leg finish options, please see page 380. No upcharges.
- If more than one fabric or a fabric/vinyl and leather combination is required, please fill out a "Seating Multiple Textile" form, specifying each fabric location. Please contact Customer Service for more information.

ELECTRICAL PLACEMENT

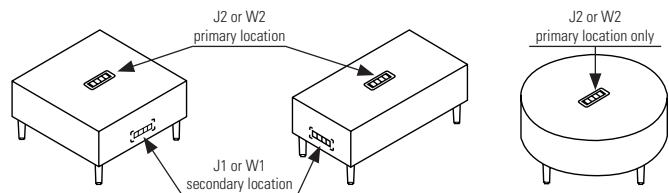
Soft Seating

Locations available on left side J1 (Black) or W1 (White), right side J3 (Black), or W3 (White) or both sides J1/J3 (Black) or W1/W3 (White).

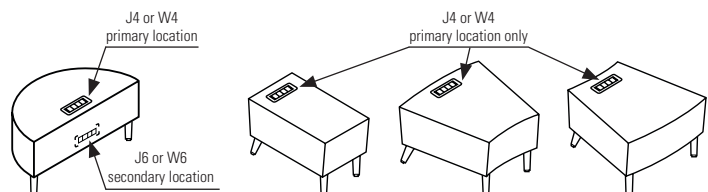



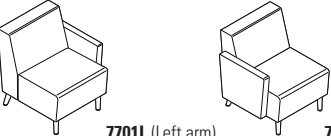


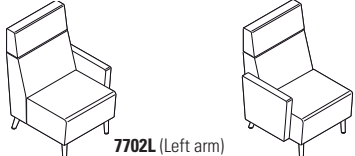
Coffee/End Tables


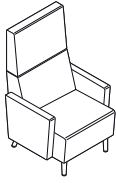
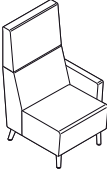
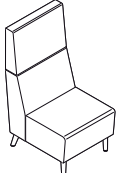
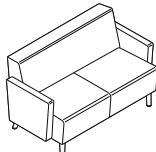
Primary location is on the top of the unit, centered J2 (Black) or W2 (White). Secondary Location is end/side of the unit J1 (Black) or W1 (White).

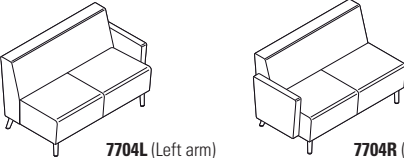


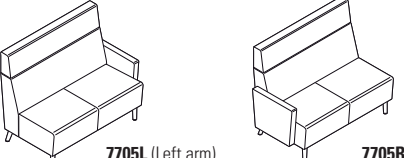



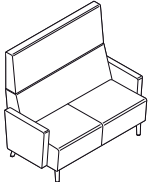
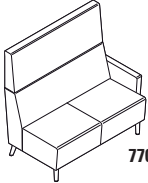


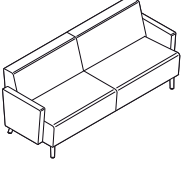

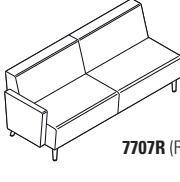
Primary location is on the top rear/edge of the unit J4 (Black) or W4 (White). Secondary Location is the back side of the unit J6 (Black) or W6 (White).

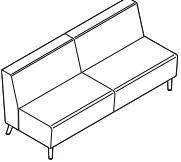
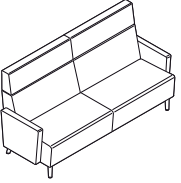
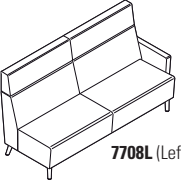
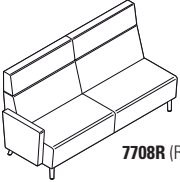

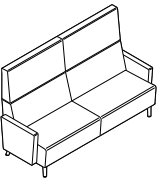





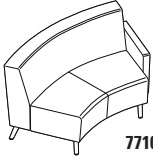
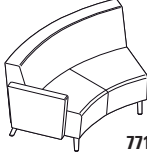

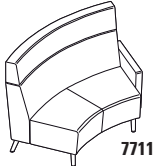
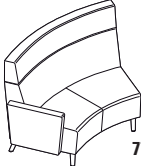
DESCRIPTION	FEATURES	MODEL#	STANDARD TEXTILE GRADES												
			1	2	3	4	5	6	7	8	9	10	11	12	
 <p>Lounge Chair - Standard Back w/Arms COM: 4 YD 3.66 M Unit weight: 46 LB 20.9 KG Carton weight: 57 LB 25.85 KG Carton volume: 22.5 FT³ 0.63 MT³</p>	For power/USB unit please see electrical placement chart. Freestanding unit only.	7701	1920	2048	2156	2280	2484	2672	2860	3024	3228	3420	3680	4048	
			OVERALL DIMENSIONS			SEAT DIMENSIONS			BACK DIMENSIONS						
			W	D	H	W	D	H	W	H					
			IN 29.5 MM 749	29.5 749	32 813	24 610	19 483	18 457	24 610	14 356					
			RTA 00 1 per carton												
 <p>7701L (Left arm) 7701R (Right arm)</p> <p>Lounge Chair - Standard w/One Arm COM: 3.25 YD 2.97 M Unit weight: 36 LB 16.4 KG Carton weight: 47 LB 21.32 KG Carton volume: 22.5 FT³ 0.63 MT³</p>	For power/USB unit please see electrical placement chart. Includes ganging hardware (1 side).	7701L 7701R	1676	1780	1868	1969	2134	2287	2440	2573	2739	2895	3106	3405	
			OVERALL DIMENSIONS			SEAT DIMENSIONS			BACK DIMENSIONS						
			W	D	H	W	D	H	W	H					
			IN 27 MM 686	29.5 749	32 813	24 610	19 483	18 457	24 610	14 356					
			RTA 00 1 per carton												
 <p>Armless Lounge Chair - Standard Back COM: 2.5 YD 2.29 M Unit weight: 26 LB 11.8 KG Carton weight: 37 LB 16.78 KG Carton volume: 22.5 FT³ 0.63 MT³</p>	For power/USB unit please see electrical placement chart. Includes ganging hardware (2 sides).	7701NA	1432	1512	1580	1657	1785	1902	2020	2122	2250	2370	2532	2762	
			OVERALL DIMENSIONS			SEAT DIMENSIONS			BACK DIMENSIONS						
			W	D	H	W	D	H	W	H					
			IN 24.5 MM 622	29.5 749	32 813	24 610	19 483	18 457	24 610	14 356					
			RTA 00 1 per carton												
 <p>Lounge Chair - High Back w/Arms COM: 4.5 YD 4.11 M Unit weight: 48 LB 21.8 KG Carton weight: 61 LB 27.67 KG Carton volume: 28.25 FT³ 0.79 MT³</p>	For power/USB unit please see electrical placement chart. Freestanding unit only.	7702	2154	2298	2420	2559	2789	3000	3212	3396	3626	3842	4134	4548	
			OVERALL DIMENSIONS			SEAT DIMENSIONS			BACK DIMENSIONS						
			W	D	H	W	D	H	W	H					
			IN 29.5 MM 749	29.5 749	41.5 1054	24 610	19 483	18 457	24 610	24 610					
			RTA 00 1 per carton												
 <p>7702L (Left arm) 7702R (Right arm)</p> <p>Lounge Chair - High Back w/One Arm COM: 3.75 YD 3.43 M Unit weight: 38 LB 17.3 KG Carton weight: 51 LB 23.13 KG Carton volume: 28.25 FT³ 0.79 MT³</p>	For power/USB unit please see electrical placement chart. Includes ganging hardware (1 side).	7702L 7702R	1913	2033	2134	2251	2442	2618	2794	2948	3139	3319	3563	3908	
			OVERALL DIMENSIONS			SEAT DIMENSIONS			BACK DIMENSIONS						
			W	D	H	W	D	H	W	H					
			IN 27 MM 686	29.5 749	41.5 1054	24 610	19 483	18 457	24 610	24 610					
			RTA 00 1 per carton												


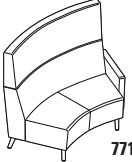

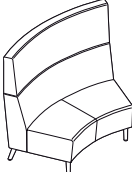

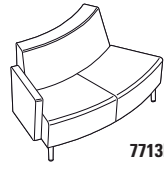
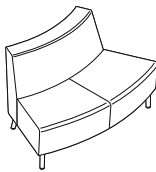
DESCRIPTION	FEATURES	MODEL#	STANDARD TEXTILE GRADES											
			1	2	3	4	5	6	7	8	9	10	11	12
 <p>Armless Lounge Chair - High Back COM: 3 YD 2.74 M Unit weight: 28 LB 12.7 KG Carton weight: 41 LB 18.6 KG Carton volume: 28.25 FT³ 0.79 MT³</p>	For power/USB unit please see electrical placement chart. Includes ganging hardware (2 sides).	7702NA	1669	1765	1846	1939	2092	2233	2374	2497	2650	2794	2989	3265
			OVERALL DIMENSIONS W D H			SEAT DIMENSIONS W D H			BACK DIMENSIONS W H					
			IN	24.5	29.5	41.5	24	19	18	24	24			
			MM	622	749	1054	610	483	457	610	610			
		RTA 00	1 per carton											
 <p>Lounge Chair - Extended Back w/Arms COM: 4.75 YD 4.34 M Unit weight: 51 LB 23.2 KG Carton weight: 68 LB 30.84 KG Carton volume: 32.75 FT³ 0.92 MT³</p>	For power/USB unit please see electrical placement chart. Freestanding unit only.	7703	2247	2399	2527	2675	2917	3140	3363	3558	3800	4028	4337	4774
			OVERALL DIMENSIONS W D H			SEAT DIMENSIONS W D H			BACK DIMENSIONS W H					
			IN	29.5	29.5	47	24	19	18	24	29			
			MM	749	749	1194	610	483	457	610	737			
		RTA 00	1 per carton											
 <p>Lounge Chair-Extended Back w/One Arm COM: 4 YD 3.66 M Unit weight: 41 LB 18.6 KG Carton weight: 58 LB 26.31 KG Carton volume: 32.75 FT³ 0.92 MT³</p>	For power/USB unit please see electrical placement chart. Includes ganging hardware (1 side).	7703L 7703R	2004	2132	2240	2364	2568	2756	2944	3108	3312	3504	3764	4132
			OVERALL DIMENSIONS W D H			SEAT DIMENSIONS W D H			BACK DIMENSIONS W H					
			IN	27	29.5	47	24	19	18	24	29			
			MM	686	749	1194	610	483	457	610	737			
		RTA 00	1 per carton											
 <p>Armless Lounge Chair - Extended Back COM: 3.25 YD 2.97 M Unit weight: 31 LB 14.1 KG Carton weight: 48 LB 21.77 KG Carton volume: 32.75 FT³ 0.92 MT³</p>	For power/USB unit please see electrical placement chart. Includes ganging hardware (2 sides).	7703NA	1761	1865	1953	2054	2219	2372	2525	2658	2824	2980	3191	3490
			OVERALL DIMENSIONS W D H			SEAT DIMENSIONS W D H			BACK DIMENSIONS W H					
			IN	24.5	29.5	47	24	19	18	24	29			
			MM	622	749	1194	610	483	457	610	737			
		RTA 00	1 per carton											
 <p>Two Seater - Standard Back w/Arms COM: 5.5 YD 5.03 M Unit weight: 73 LB 33.2 KG Carton weight: 95 LB 43.09 KG Carton volume: 39 FT³ 1.1 MT³</p>	For power/USB unit please see electrical placement chart. Freestanding unit only.	7704	2702	2878	3027	3197	3478	3736	3995	4220	4501	4765	5122	5628
			OVERALL DIMENSIONS W D H			SEAT DIMENSIONS W D H			BACK DIMENSIONS W H					
			IN	53.5	29.5	32	48	19	18	48	14			
			MM	1359	749	813	1219	483	457	1219	356			
		RTA 00	1 per carton											

DESCRIPTION	FEATURES	MODEL#	STANDARD TEXTILE GRADES											
			1	2	3	4	5	6	7	8	9	10	11	12
 <p>7704L (Left arm) 7704R (Right arm)</p> <p>Two Seater - Standard Back w/One Arm COM: 4.75 YD 4.34 M Unit weight: 63 LB 28.6 KG Carton weight: 85 LB 38.56 KG Carton volume: 39 FT³ 1.1 MT³</p>	<p>For power/USB unit please see electrical placement chart. Includes ganging hardware (1 side).</p>	<p>7704L 7704R</p>	1	2	3	4	5	6	7	8	9	10	11	12
			2460	2612	2740	2888	3130	3353	3576	3771	4013	4241	4550	4987
			OVERALL DIMENSIONS			SEAT DIMENSIONS			BACK DIMENSIONS					
			W	D	H	W	D	H	W	H				
			IN 51	29.5	32	48	19	18	48	14				
			MM 1295	749	813	1219	483	457	1219	356				
			RTA 00	1 per carton										
 <p>7704NA</p> <p>Armless Two Seater - Standard Back COM: 4.25 YD 3.89 M Unit weight: 53 LB 24.1 KG Carton weight: 75 LB 34.02 KG Carton volume: 39 FT³ 1.1 MT³</p>	<p>For power/USB unit please see electrical placement chart. Includes ganging hardware (2 sides).</p>	<p>7704NA</p>	1	2	3	4	5	6	7	8	9	10	11	12
			2217	2353	2468	2600	2816	3016	3216	3390	3607	3811	4087	4478
			OVERALL DIMENSIONS			SEAT DIMENSIONS			BACK DIMENSIONS					
			W	D	H	W	D	H	W	H				
			IN 48.5	29.5	32	48	19	18	48	14				
			MM 1232	749	813	1219	483	457	1219	356				
			RTA 00	1 per carton										
 <p>7705</p> <p>Two Seater - High Back w/Arms COM: 6.5 YD 5.94 M Unit weight: 77 LB 35 KG Carton weight: 101 LB 45.81 KG Carton volume: 49 FT³ 1.38 MT³</p>	<p>For power/USB unit please see electrical placement chart. Freestanding unit only.</p>	<p>7705</p>	1	2	3	4	5	6	7	8	9	10	11	12
			3172	3380	3556	3757	4089	4394	4700	4966	5298	5610	6032	6630
			OVERALL DIMENSIONS			SEAT DIMENSIONS			BACK DIMENSIONS					
			W	D	H	W	D	H	W	H				
			IN 53.5	29.5	41.5	48	19	18	48	24				
			MM 1359	749	1054	1219	483	457	1219	610				
			RTA 00	1 per carton										
 <p>7705L (Left arm) 7705R (Right arm)</p> <p>Two Seater - High Back w/One Arm COM: 5.75 YD 5.26 M Unit weight: 67 LB 30.5 KG Carton weight: 91 LB 41.28 KG Carton volume: 49 FT³ 1.38 MT³</p>	<p>For power/USB unit please see electrical placement chart. Includes ganging hardware (1 side).</p>	<p>7705L 7705R</p>	1	2	3	4	5	6	7	8	9	10	11	12
			2929	3113	3268	3447	3740	4010	4280	4516	4809	5085	5459	5988
			OVERALL DIMENSIONS			SEAT DIMENSIONS			BACK DIMENSIONS					
			W	D	H	W	D	H	W	H				
			IN 51	29.5	41.5	48	19	18	48	24				
			MM 1295	749	1054	1219	483	457	1219	610				
			RTA 00	1 per carton										
 <p>7705NA</p> <p>Armless Two Seater - High Back COM: 5.25 YD 4.8 M Unit weight: 57 LB 25.9 KG Carton weight: 81 LB 36.74 KG Carton volume: 49 FT³ 1.38 MT³</p>	<p>For power/USB unit please see electrical placement chart. Includes ganging hardware (2 sides).</p>	<p>7705NA</p>	1	2	3	4	5	6	7	8	9	10	11	12
			2687	2855	2997	3160	3427	3674	3921	4136	4404	4656	4997	5480
			OVERALL DIMENSIONS			SEAT DIMENSIONS			BACK DIMENSIONS					
			W	D	H	W	D	H	W	H				
			IN 48.5	29.5	41.5	48	19	18	48	24				
			MM 1232	749	1054	1219	483	457	1219	610				
			RTA 00	1 per carton										

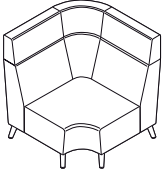
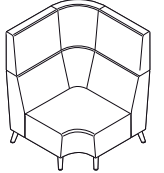
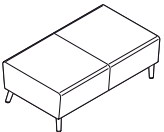
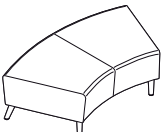
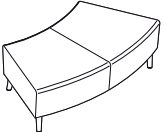
DESCRIPTION	FEATURES	MODEL#	STANDARD TEXTILE GRADES														
			1	2	3	4	5	6	7	8	9	10	11	12			
 <p>Two Seater - Extended Back w/Arms COM: 7 YD 6.4 M Unit weight: 81 LB 36.8 KG Carton weight: 107 LB 48.53 KG Carton volume: 56.75 FT³ 1.6 MT³</p>	For power/USB unit please see electrical placement chart. Freestanding unit only.	7706	3358	3582	3771	3988	4345	4674	5003	5290	5647	5983	6438	7082			
			OVERALL DIMENSIONS			SEAT DIMENSIONS			BACK DIMENSIONS								
			W	D	H	W	D	H	W	H							
			IN 53.5	29.5	47	48	19	18	48	29							
	MM 1359	749	1194	1219	483	457	1219	737									
		RTA 00	1 per carton														
 <p>7706L (Left arm)</p>  <p>7706R (Right arm)</p> <p>Two Seater - Extended Back w/One Arm COM: 6.25 YD 5.72 M Unit weight: 71 LB 32.3 KG Carton weight: 97 LB 44 KG Carton volume: 56.75 FT³ 1.6 MT³</p>	For power/USB unit please see electrical placement chart. Includes ganging hardware (1 side).	7706L 7706R	3115	3315	3484	3678	3996	4290	4584	4840	5159	5459	5865	6440			
			OVERALL DIMENSIONS			SEAT DIMENSIONS			BACK DIMENSIONS								
			W	D	H	W	D	H	W	H							
			IN 51	29.5	47	48	19	18	48	29							
	MM 1295	749	1194	1219	483	457	1219	737									
		RTA 00	1 per carton														
 <p>Armless Two Seater - Extended Back COM: 5.75 YD 5.26 M Unit weight: 61 LB 27.7 KG Carton weight: 87 LB 39.46 KG Carton volume: 56.75 FT³ 1.6 MT³</p>	For power/USB unit please see electrical placement chart. Includes ganging hardware (2 sides).	7706NA	2871	3055	3210	3389	3682	3952	4222	4458	4751	5027	5401	5930			
			OVERALL DIMENSIONS			SEAT DIMENSIONS			BACK DIMENSIONS								
			W	D	H	W	D	H	W	H							
			IN 48.5	29.5	47	48	19	18	48	29							
	MM 1232	749	1194	1219	483	457	1219	737									
		RTA 00	1 per carton														
 <p>Three Seater - Standard Back w/Arms COM: 8.25 YD 7.54 M Unit weight: 108 LB 49.1 KG Carton weight: 139 LB 63.05 KG Carton volume: 55.5 FT³ 1.57 MT³</p>	For power/USB unit please see electrical placement chart. Freestanding unit only.	7707	4268	4532	4755	5011	5431	5819	6207	6545	6966	7362	7898	8657			
			OVERALL DIMENSIONS			SEAT DIMENSIONS			BACK DIMENSIONS								
			W	D	H	W	D	H	W	H							
			IN 77.5	29.5	32	72	19	18	72	14							
	MM 1969	749	813	1829	483	457	1829	356									
		RTA 00	1 per carton														
 <p>7707L (Left arm)</p>  <p>7707R (Right arm)</p> <p>Three Seater - Standard Back w/One Arm COM: 7.75 YD 7.09 M Unit weight: 98 LB 44.5 KG Carton weight: 129 LB 58.51 KG Carton volume: 55.5 FT³ 1.57 MT³</p>	For power/USB unit please see electrical placement chart. Includes ganging hardware (1 side).	7707L 7707R	4025	4273	4482	4723	5118	5482	5846	6164	6559	6931	7435	8148			
			OVERALL DIMENSIONS			SEAT DIMENSIONS			BACK DIMENSIONS								
			W	D	H	W	D	H	W	H							
			IN 75	29.5	32	72	19	18	72	14							
	MM 1905	749	813	1829	483	457	1829	356									
		RTA 00	1 per carton														

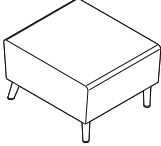

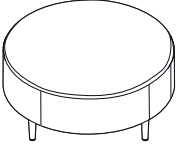
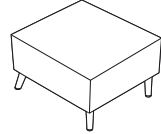
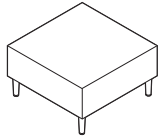
DESCRIPTION	FEATURES	MODEL#	STANDARD TEXTILE GRADES											
			1	2	3	4	5	6	7	8	9	10	11	12
 <p>Armless Three Seater - Standard Back COM: 7 YD 6.4 M Unit weight: 88 LB 40 KG Carton weight: 119 LB 53.98 KG Carton volume: 55.5 FT³ 1.57 MT³</p>	For power/USB unit please see electrical placement chart. Includes ganging hardware (2 sides).	7707NA	3783	4007	4196	4413	4770	5099	5428	5715	6072	6408	6863	7507
			OVERALL DIMENSIONS			SEAT DIMENSIONS			BACK DIMENSIONS					
			W	D	H	W	D	H	W	H				
			IN 72.5	29.5	32	72	19	18	72	14				
			MM 1842	749	813	1829	483	457	1829	356				
		RTA 00	1 per carton											
 <p>Three Seater - High Back w/Arms COM: 10.5 YD 9.6 M Unit weight: 112 LB 50.9 KG Carton weight: 148 LB 67.13 KG Carton volume: 69.75 FT³ 1.97 MT³</p>	For power/USB unit please see electrical placement chart. Freestanding unit only.	7708	4973	5309	5593	5918	6454	6947	7441	7871	8407	8911	9593	10559
			OVERALL DIMENSIONS			SEAT DIMENSIONS			BACK DIMENSIONS					
			W	D	H	W	D	H	W	H				
			IN 77.5	29.5	41.5	72	19	18	72	24				
			MM 1969	749	1054	1829	483	457	1829	610				
		RTA 00	1 per carton											
 <p>7708L (Left arm)</p>  <p>7708R (Right arm)</p>	For power/USB unit please see electrical placement chart. Includes ganging hardware (1 side).	7708L 7708R	4731	5043	5306	5609	6106	6564	7022	7422	7919	8387	9021	9918
			OVERALL DIMENSIONS			SEAT DIMENSIONS			BACK DIMENSIONS					
			W	D	H	W	D	H	W	H				
			IN 75	29.5	41.5	72	19	18	72	24				
			MM 1905	749	1054	1829	483	457	1829	610				
		RTA 00	1 per carton											
 <p>Armless Three Seater - High Back COM: 9.25 YD 8.46 M Unit weight: 92 LB 41.8 KG Carton weight: 126 LB 57.15 KG Carton volume: 69.75 FT³ 1.97 MT³</p>	For power/USB unit please see electrical placement chart. Includes ganging hardware (2 sides).	7708NA	4486	4782	5032	5319	5790	6225	6660	7039	7511	7955	8556	9407
			OVERALL DIMENSIONS			SEAT DIMENSIONS			BACK DIMENSIONS					
			W	D	H	W	D	H	W	H				
			IN 72.5	29.5	41.5	72	19	18	72	24				
			MM 1842	749	1054	1829	483	457	1829	610				
		RTA 00	1 per carton											
 <p>Three Seater - Extended Back w/Arms COM: 11 YD 10.06 M Unit weight: 116 LB 52.7 KG Carton weight: 144 LB 65.32 KG Carton volume: 78.75 FT³ 2.22 MT³</p>	For power/USB unit please see electrical placement chart. Freestanding unit only.	7709	5250	5602	5899	6240	6801	7318	7835	8286	8847	9375	10090	11102
			OVERALL DIMENSIONS			SEAT DIMENSIONS			BACK DIMENSIONS					
			W	D	H	W	D	H	W	H				
			IN 77.5	29.5	47	72	19	18	72	29				
			MM 1969	749	1194	1829	483	457	1829	737				
		RTA 00	1 per carton											

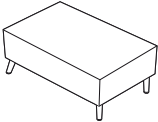

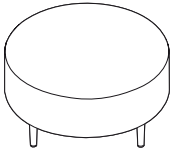
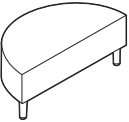
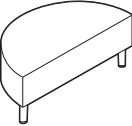
DESCRIPTION	FEATURES	MODEL#	STANDARD TEXTILE GRADES											
			1	2	3	4	5	6	7	8	9	10	11	12
 <p>7709L (Left arm)</p>	 <p>7709R (Right arm)</p>	<p>7709L 7709R</p>	1	2	3	4	5	6	7	8	9	10	11	12
			5007	5343	5627	5952	6488	6981	7475	7905	8441	8945	9627	10593
<p>Three Seater - Extended Back w/One Arm COM: 10.5 YD 9.6 M Unit weight: 106 LB 48.2 KG Carton weight: 134 LB 60.78 KG Carton volume: 78.75 FT³ 2.22 MT³</p>			<p>For power/USB unit please see electrical placement chart. Includes ganging hardware (1 side).</p>			<p>OVERALL DIMENSIONS W D H</p>			<p>SEAT DIMENSIONS W D H</p>			<p>BACK DIMENSIONS W H</p>		
			IN 75	29.5	47	72	19	18	72	29				
			MM 1905	749	1194	1829	483	457	1829	737				
			<p>RTA 00</p>			1 per carton								
		<p>7709NA</p>	1	2	3	4	5	6	7	8	9	10	11	12
			4764	5076	5339	5642	6139	6597	7055	7455	7952	8420	9054	9951
<p>Armless Three Seater - Extended Back COM: 9.75 YD 8.92 M Unit weight: 96 LB 43.6 KG Carton weight: 124 LB 56.25 KG Carton volume: 78.75 FT³ 2.22 MT³</p>			<p>For power/USB unit please see electrical placement chart. Includes ganging hardware (2 sides).</p>			<p>OVERALL DIMENSIONS W D H</p>			<p>SEAT DIMENSIONS W D H</p>			<p>BACK DIMENSIONS W H</p>		
			IN 72.5	29.5	47	72	19	18	72	29				
			MM 1842	749	1194	1829	483	457	1829	737				
			<p>RTA 00</p>			1 per carton								
 <p>7710L (Left arm)</p>	 <p>7710R (Right arm)</p>	<p>7710L 7710R</p>	1	2	3	4	5	6	7	8	9	10	11	12
			2886	3054	3196	3359	3626	3873	4120	4335	4603	4855	5196	5679
<p>IS Curve - Two Seater - Standard Back w/One Arm COM: 5.25 YD 4.8 M Unit weight: 68 LB 30.9 KG Carton weight: 88 LB 39.92 KG Carton volume: 43 FT³ 1.21 MT³</p>			<p>For power/USB unit please see electrical placement chart. Includes ganging hardware (2 sides).</p>			<p>OVERALL DIMENSIONS W D H</p>			<p>SEAT DIMENSIONS W D H</p>			<p>BACK DIMENSIONS W H</p>		
			IN 57	29.5	32	42	19	18	51	14				
			MM 1448	749	813	1067	483	457	1295	356				
			<p>RTA 00</p>			1 per carton								
		<p>7710NA</p>	1	2	3	4	5	6	7	8	9	10	11	12
			2643	2787	2909	3048	3278	3489	3701	3885	4115	4331	4623	5037
<p>Armless IS Curve - Two Seat - Standard Back COM: 4.5 YD 4.11 M Unit weight: 58 LB 26.4 KG Carton weight: 78 LB 35.38 KG Carton volume: 43 FT³ 1.21 MT³</p>			<p>For power/USB unit please see electrical placement chart. Includes ganging hardware (2 sides).</p>			<p>OVERALL DIMENSIONS W D H</p>			<p>SEAT DIMENSIONS W D H</p>			<p>BACK DIMENSIONS W H</p>		
			IN 55	29.5	32	42	19	18	51	14				
			MM 1397	749	813	1067	483	457	1295	356				
			<p>RTA 00</p>			1 per carton								
 <p>7711L (Left arm)</p>	 <p>7711R (Right arm)</p>	<p>7711L 7711R</p>	1	2	3	4	5	6	7	8	9	10	11	12
			3428	3636	3812	4013	4345	4650	4956	5222	5554	5866	6288	6886
<p>IS Curve - Two Seater - High Back w/One Arm COM: 6.5 YD 5.94 M Unit weight: 72 LB 32.7 KG Carton weight: 94 LB 42.64 KG Carton volume: 54 FT³ 1.52 MT³</p>			<p>For power/USB unit please see electrical placement chart. Includes ganging hardware (2 sides).</p>			<p>OVERALL DIMENSIONS W D H</p>			<p>SEAT DIMENSIONS W D H</p>			<p>BACK DIMENSIONS W H</p>		
			IN 57	29.5	41.5	42	19	18	51	24				
			MM 1448	749	1054	1067	483	457	1295	610				
			<p>RTA 00</p>			1 per carton								

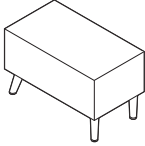
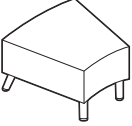
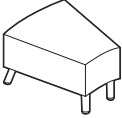
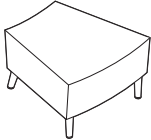
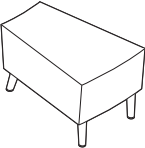
DESCRIPTION	FEATURES	MODEL#	STANDARD TEXTILE GRADES													
			1	2	3	4	5	6	7	8	9	10	11	12		
 <p>Armless IS Curve - Two Seater - High Back COM: 6 YD 5.49 M Unit weight: 62 LB 28.2 KG Carton weight: 84 LB 38.1 KG Carton volume: 54 FT³ 1.52 MT³</p>	For power/USB unit please see electrical placement chart. Includes ganging hardware (2 sides).	7711NA	3185	3377	3539	3725	4031	4313	4595	4841	5147	5435	5825	6377		
			OVERALL DIMENSIONS			SEAT DIMENSIONS			BACK DIMENSIONS							
			W	D	H	W	D	H	W	H						
			IN 55 MM 1397	29.5 749	41.5 1054	42 1067	19 483	18 457	51 1295	24 610						
			RTA 00	1 per carton												
 <p>7712L (Left arm)</p>  <p>7712R (Right arm)</p> <p>IS Curve - Two Seater - Extended Back w/One Arm COM: 7 YD 6.4 M Unit weight: 76 LB 34.5 KG Carton weight: 99 LB 44.91 KG Carton volume: 62.75 FT³ 1.77 MT³</p>	For power/USB unit please see electrical placement chart. Includes ganging hardware (2 sides).	7712L 7712R	3741	3965	4154	4371	4728	5057	5386	5673	6030	6366	6821	7465		
			OVERALL DIMENSIONS			SEAT DIMENSIONS			BACK DIMENSIONS							
			W	D	H	W	D	H	W	H						
			IN 57 MM 1448	29.5 749	47 1194	42 1067	19 483	18 457	51 1295	29 737						
			RTA 00	1 per carton												
 <p>Armless IS Curve - Two Seater - Extended Back COM: 6.75 YD 6.17 M Unit weight: 66 LB 30 KG Carton weight: 89 LB 40.37 KG Carton volume: 62.75 FT³ 1.77 MT³</p>	For power/USB unit please see electrical placement chart. Includes ganging hardware (2 sides).	7712NA	3498	3714	3896	4106	4450	4767	5084	5361	5705	6029	6468	7089		
			OVERALL DIMENSIONS			SEAT DIMENSIONS			BACK DIMENSIONS							
			W	D	H	W	D	H	W	H						
			IN 55 MM 1397	29.5 749	47 1194	42 1067	19 483	18 457	51 1295	29 737						
			RTA 00	1 per carton												
 <p>7713L (Left arm)</p>  <p>7713R (Right arm)</p> <p>OS Curve - Two Seater - Standard Back w/One Arm COM: 5.25 YD 4.8 M Unit weight: 62 LB 28.2 KG Carton weight: 82 LB 37.19 KG Carton volume: 43 FT³ 1.21 MT³</p>	For power/USB unit please see electrical placement chart. Includes ganging hardware (1 side).	7713L 7713R	2943	3111	3253	3416	3683	3930	4177	4392	4660	4912	5253	5736		
			OVERALL DIMENSIONS			SEAT DIMENSIONS			BACK DIMENSIONS							
			W	D	H	W	D	H	W	H						
			IN 54.5 MM 1384	29.5 749	32 813	48 1219	19 483	18 457	36 914	14 356						
			RTA 00	1 per carton												
 <p>Armless OS Curve - Two Seater - Standard Back COM: 4.5 YD 4.11 M Unit weight: 52 LB 23.6 KG Carton weight: 72 LB 32.66 KG Carton volume: 43 FT³ 1.21 MT³</p>	For power/USB unit please see electrical placement chart. Includes ganging hardware (2 sides).	7713NA	2699	2843	2965	3104	3334	3545	3757	3941	4171	4387	4679	5093		
			OVERALL DIMENSIONS			SEAT DIMENSIONS			BACK DIMENSIONS							
			W	D	H	W	D	H	W	H						
			IN 54 MM 1372	29.5 749	32 813	48 1219	19 483	18 457	36 914	14 356						
			RTA 00	1 per carton												

DESCRIPTION	FEATURES	MODEL#	STANDARD TEXTILE GRADES											
			1	2	3	4	5	6	7	8	9	10	11	12
<p>7714L (Left arm)</p>	<p>7714R (Right arm)</p>	<p>7714L 7714R</p>	1	2	3	4	5	6	7	8	9	10	11	12
			3486	3694	3870	4071	4403	4708	5014	5280	5612	5924	6346	6944
<p>OS Curve - Two Seater - High Back w/One Arm COM: 6.5 YD 5.94 M Unit weight: 66 LB 30 KG Carton weight: 88 LB 39.92 KG Carton volume: 54 FT³ 1.52 MT³</p>			<p>For power/USB unit please see electrical placement chart. Includes ganging hardware (1 side).</p>			<p>OVERALL DIMENSIONS W D H</p>			<p>SEAT DIMENSIONS W D H</p>			<p>BACK DIMENSIONS W H</p>		
<p>IN 54.5 29.5 41.5 48 19 18 36 24 MM 1384 749 1054 1219 483 457 914 610</p>			<p>RTA 00 1 per carton</p>											
		<p>7714NA</p>	1	2	3	4	5	6	7	8	9	10	11	12
			3242	3434	3596	3782	4088	4370	4652	4898	5204	5492	5882	6434
<p>Armless OS Curve - Two Seater - High Back COM: 6.5 YD 5.94 M Unit weight: 56 LB 25.5 KG Carton weight: 78 LB 35.38 KG Carton volume: 54 FT³ 1.52 MT³</p>			<p>For power/USB unit please see electrical placement chart. Includes ganging hardware (2 sides).</p>			<p>OVERALL DIMENSIONS W D H</p>			<p>SEAT DIMENSIONS W D H</p>			<p>BACK DIMENSIONS W H</p>		
<p>IN 54 29.5 41.5 48 19 18 36 24 MM 1372 749 1054 1219 483 457 914 610</p>			<p>RTA 00 1 per carton</p>											
<p>7715L (Left arm)</p>	<p>7715R (Right arm)</p>	<p>7715L 7715R</p>	1	2	3	4	5	6	7	8	9	10	11	12
			3797	4021	4210	4427	4784	5113	5442	5729	6086	6422	6877	7521
<p>OS Curve - Two Seater - Extended Back w/One Arm COM: 7 YD 6.4 M Unit weight: 70 LB 31.8 KG Carton weight: 93 LB 42.18 KG Carton volume: 62.75 FT³ 1.77 MT³</p>			<p>For power/USB unit please see electrical placement chart. Includes ganging hardware (1 side).</p>			<p>OVERALL DIMENSIONS W D H</p>			<p>SEAT DIMENSIONS W D H</p>			<p>BACK DIMENSIONS W H</p>		
<p>IN 54.5 29.5 47 48 19 18 36 29 MM 1384 749 1194 1219 483 457 914 737</p>			<p>RTA 00 1 per carton</p>											
		<p>7715NA</p>	1	2	3	4	5	6	7	8	9	10	11	12
			3553	3769	3951	4161	4505	4822	5139	5416	5760	6084	6523	7144
<p>Armless OS Curve - Two Seater - Ext. High Back COM: 6.75 YD 6.17 M Unit weight: 60 LB 27.3 KG Carton weight: 83 LB 37.65 KG Carton volume: 62.75 FT³ 1.77 MT³</p>			<p>For power/USB unit please see electrical placement chart. Includes ganging hardware (2 sides).</p>			<p>OVERALL DIMENSIONS W D H</p>			<p>SEAT DIMENSIONS W D H</p>			<p>BACK DIMENSIONS W H</p>		
<p>IN 54 29.5 47 48 19 18 36 29 MM 1372 749 1194 1219 483 457 914 737</p>			<p>RTA 00 1 per carton</p>											
		<p>7716</p>	1	2	3	4	5	6	7	8	9	10	11	12
			3676	3852	4001	4171	4452	4710	4969	5194	5475	5739	6096	6602
<p>Armless Corner Unit - Standard Back COM: 5.5 YD 5.03 M Unit weight: 55 LB 25 KG Carton weight: 75 LB 34.02 KG Carton volume: 49 FT³ 1.38 MT³</p>			<p>For power/USB unit please see electrical placement chart. Includes ganging hardware (2 sides).</p>			<p>OVERALL DIMENSIONS W D H</p>			<p>SEAT DIMENSIONS W D H</p>			<p>BACK DIMENSIONS W H</p>		
<p>IN 38 38 32 24 19 18 24 14 MM 965 965 813 610 483 457 610 356</p>			<p>RTA 00 1 per carton</p>											

DESCRIPTION	FEATURES	MODEL#	STANDARD TEXTILE GRADES											
			1	2	3	4	5	6	7	8	9	10	11	12
 <p>Armless Corner Unit - High Back COM: 7.75 YD 7.09 M Unit weight: 60 LB 27.3 KG Carton weight: 82 LB 37.19 KG Carton volume: 49 FT³ 1.38 MT³</p>	For power/USB unit please see electrical placement chart. Includes ganging hardware (2 sides).	7717	4666	4914	5123	5364	5759	6123	6487	6805	7200	7572	8076	8789
		OVERALL DIMENSIONS			SEAT DIMENSIONS			BACK DIMENSIONS						
		W	D	H	W	D	H	W	H					
		IN 38	38	41.5	24	19	18	24	24					
		MM 965	965	1054	610	483	457	610	610					
RTA 00	1 per carton													
 <p>Armless Corner Unit - Extended Back COM: 8.5 YD 7.77 M Unit weight: 65 LB 29.5 KG Carton weight: 88 LB 39.92 KG Carton volume: 49 FT³ 1.38 MT³</p>	For power/USB unit please see electrical placement chart. Includes ganging hardware (2 sides).	7718	5181	5453	5683	5946	6380	6779	7179	7527	7961	8369	8921	9703
		OVERALL DIMENSIONS			SEAT DIMENSIONS			BACK DIMENSIONS						
		W	D	H	W	D	H	W	H					
		IN 38	38	47	24	19	18	24	29					
		MM 965	965	1194	610	483	457	610	737					
RTA 00	1 per carton													
 <p>Two Seater Bench COM: 2.25 YD 2.06 M Unit weight: 31 LB 14.1 KG Carton weight: 41 LB 18.6 KG Carton volume: 21.25 FT³ 0.6 MT³</p>	For power/USB unit please see electrical placement chart. Includes ganging hardware (2 sides).	7725	1796	1868	1929	1999	2113	2219	2325	2417	2532	2640	2786	2993
		OVERALL DIMENSIONS			SEAT DIMENSIONS			BACK DIMENSIONS						
		W	D	H	W	D	H	W	H					
		IN 48.5	28	17.5	-	-	-	-	-					
		MM 1232	711	445	-	-	-	-	-					
RTA 00	1 per carton													
 <p>IS Curve - Two Seater Bench COM: 3 YD 2.74 M Unit weight: 31 LB 14.1 KG Carton weight: 41 LB 18.6 KG Carton volume: 21.25 FT³ 0.6 MT³</p>	For power/USB unit please see electrical placement chart. Includes ganging hardware (2 sides).	7726	2609	2705	2786	2879	3032	3173	3314	3437	3590	3734	3929	4205
		OVERALL DIMENSIONS			SEAT DIMENSIONS			BACK DIMENSIONS						
		W	D	H	W	D	H	W	H					
		IN 54	28	17.5	-	-	-	-	-					
		MM 1372	711	445	-	-	-	-	-					
RTA 00	1 per carton													
 <p>OS Curve - Two Seater Bench COM: 3 YD 2.74 M Unit weight: 31 LB 14.1 KG Carton weight: 41 LB 18.6 KG Carton volume: 21.25 FT³ 0.6 MT³</p>	For power/USB unit please see electrical placement chart. Includes ganging hardware (2 sides).	7727	2597	2693	2774	2867	3020	3161	3302	3425	3578	3722	3917	4193
		OVERALL DIMENSIONS			SEAT DIMENSIONS			BACK DIMENSIONS						
		W	D	H	W	D	H	W	H					
		IN 54	28	17.5	-	-	-	-	-					
		MM 1372	711	445	-	-	-	-	-					
RTA 00	1 per carton													

DESCRIPTION	FEATURES	MODEL#	STANDARD TEXTILE GRADES											
			1	2	3	4	5	6	7	8	9	10	11	12
 <p>Square Single Seater Bench COM: 1.75 YD 1.6 M Unit weight: 25 LB 11.4 KG Carton weight: 30 LB 13.61 KG Carton volume: 9.25 FT³ 0.26 MT³</p>	<p>For power/USB unit please see electrical placement chart. Includes ganging hardware (2 sides).</p>	7728	1157	1213	1260	1315	1404	1486	1568	1640	1729	1813	1927	2088
			OVERALL DIMENSIONS			SEAT DIMENSIONS			BACK DIMENSIONS					
			W	D	H	W	D	H	W	H				
			IN 24.5	28	17.5	-	-	-	-	-				
			MM 622	711	445	-	-	-	-	-				
		RTA 00		1 per carton										
 <p>36" Dia. - Round Bench COM: 3 YD 2.74 M Unit weight: 41 LB 18.6 KG Carton weight: 46 LB 20.87 KG Carton volume: 18.25 FT³ 0.51 MT³</p>	<p>No power/USB unit. Freestanding unit only.</p>	7729	1546	1642	1723	1816	1969	2110	2251	2374	2527	2671	2866	3142
			OVERALL DIMENSIONS			SEAT DIMENSIONS			BACK DIMENSIONS					
			W	D	H	W	D	H	W	H				
			IN 36	36	17.5	-	-	-	-	-				
			MM 914	914	445	-	-	-	-	-				
		RTA 00		1 per carton										
 <p>42" Dia. - Round Bench COM: 3.25 YD 2.97 M Unit weight: 45 LB 20.5 KG Carton weight: 50 LB 22.68 KG Carton volume: 22 FT³ 0.62 MT³</p>	<p>No power/USB unit. Freestanding unit only.</p>	7730	1813	1917	2005	2106	2271	2424	2577	2710	2876	3032	3243	3542
			OVERALL DIMENSIONS			SEAT DIMENSIONS			BACK DIMENSIONS					
			W	D	H	W	D	H	W	H				
			IN 42	42	17.5	-	-	-	-	-				
			MM 1067	1067	445	-	-	-	-	-				
		RTA 00		1 per carton										
 <p>30" Square Laminate Coffee Table COM: N/A Unit weight: 48 LB 21.8 KG Carton weight: 61 LB 27.67 KG Carton volume: 11.5 FT³ 0.32 MT³</p>	<p>For power/USB unit please see electrical placement chart. Freestanding unit only.</p>	7731	List price											
			1392											
			OVERALL DIMENSIONS			SEAT DIMENSIONS			BACK DIMENSIONS					
			W	D	H	W	D	H	W	H				
			IN 30	30	17	-	-	-	-	-				
MM 762	762	432	-	-	-	-	-							
		RTA 00		1 per carton										
 <p>36" Square Laminate Coffee Table COM: N/A Unit weight: 70 LB 31.8 KG Carton weight: 85 LB 38.56 KG Carton volume: 16.5 FT³ 0.46 MT³</p>	<p>For Power/USB unit please see electrical placement chart. Freestanding unit only.</p>	7732	List price											
			1582											
			OVERALL DIMENSIONS			SEAT DIMENSIONS			BACK DIMENSIONS					
			W	D	H	W	D	H	W	H				
			IN 36	36	17	-	-	-	-	-				
MM 914	914	432	-	-	-	-	-							
		RTA 00		1 per carton										

DESCRIPTION	FEATURES	MODEL#	STANDARD TEXTILE GRADES						
 <p>Rectangular Laminate Coffee Table COM: N/A Unit weight: 50 LB 22.7 KG Carton weight: 55 LB 24.95 KG Carton volume: 11.5 FT³ 0.32 MT³</p>	<p>For power/USB unit please see electrical placement chart.</p> <p>Freestanding unit only.</p>	List price							
		7733	1400						
		OVERALL DIMENSIONS			SEAT DIMENSIONS			BACK DIMENSIONS	
		W	D	H	W	D	H	W	H
IN 40	20	17	-	-	-	-	-		
MM 1016	508	432	-	-	-	-	-		
			RTA 00	1 per carton					
 <p>36" Dia. - Round Laminate Coffee Table COM: N/A Unit weight: 58 LB 26.4 KG Carton weight: 63 LB 28.58 KG Carton volume: 16.5 FT³ 0.46 MT³</p>	<p>For power/USB unit please see electrical placement chart.</p> <p>Freestanding unit only.</p>	List price							
		7734	1729						
		OVERALL DIMENSIONS			SEAT DIMENSIONS			BACK DIMENSIONS	
		W	D	H	W	D	H	W	H
IN 36	36	17	-	-	-	-	-		
MM 914	914	432	-	-	-	-	-		
			RTA 00	1 per carton					
 <p>42" Dia. - Round Laminate Coffee Table COM: N/A Unit weight: 80 LB 36.4 KG Carton weight: 85 LB 38.56 KG Carton volume: 22 FT³ 0.62 MT³</p>	<p>For power/USB unit please see electrical placement chart.</p> <p>Freestanding unit only.</p>	List price							
		7735	1889						
		OVERALL DIMENSIONS			SEAT DIMENSIONS			BACK DIMENSIONS	
		W	D	H	W	D	H	W	H
IN 42	42	17	-	-	-	-	-		
MM 1067	1067	432	-	-	-	-	-		
			RTA 00	1 per carton					
 <p>36" Half Round Laminate Coffee Table COM: N/A Unit weight: 32 LB 14.5 KG Carton weight: 37 LB 16.78 KG Carton volume: 8.5 FT³ 0.24 MT³</p>	<p>For power/USB unit please see electrical placement chart.</p> <p>Freestanding unit only.</p>	List price							
		7736	1223						
		OVERALL DIMENSIONS			SEAT DIMENSIONS			BACK DIMENSIONS	
		W	D	H	W	D	H	W	H
IN 36	18	17	-	-	-	-	-		
MM 914	457	432	-	-	-	-	-		
			RTA 00	1 per carton					
 <p>42" Half Round Laminate Coffee Table COM: N/A Unit weight: 44 LB 20 KG Carton weight: 48 LB 21.77 KG Carton volume: 11.5 FT³ 0.32 MT³</p>	<p>For power/USB unit please see electrical placement chart.</p> <p>Freestanding unit only.</p>	List price							
		7737	1483						
		OVERALL DIMENSIONS			SEAT DIMENSIONS			BACK DIMENSIONS	
		W	D	H	W	D	H	W	H
IN 42	21	17	-	-	-	-	-		
MM 1067	533	432	-	-	-	-	-		
			RTA 00	1 per carton					


DESCRIPTION	FEATURES	MODEL#	STANDARD TEXTILE GRADES							
 <p>Rectangular Laminate End Table COM: N/A Unit weight: 28 LB 12.7 KG Carton weight: 34 LB 15.42 KG Carton volume: 5.5 FT³ 0.15 MT³</p>	<p>For power/USB unit please see electrical placement chart.</p> <p>Includes ganging hardware (2 sides).</p>	<p>7738</p>	List price							
			1401							
			OVERALL DIMENSIONS			SEAT DIMENSIONS			BACK DIMENSIONS	
			W	D	H	W	D	H	W	H
IN 15	27.25	17	-	-	-	-	-			
MM 381	692	432	-	-	-	-	-			
		RTA 00	1 per carton							
 <p>IS Curve Wide Wedge Laminate End Table COM: N/A Unit weight: 40 LB 18.2 KG Carton weight: 50 LB 22.68 KG Carton volume: 9.5 FT³ 0.26 MT³</p>	<p>For power/USB unit please see electrical placement chart.</p> <p>Includes ganging hardware (2 sides).</p>	<p>7739</p>	List price							
			1850							
			OVERALL DIMENSIONS			SEAT DIMENSIONS			BACK DIMENSIONS	
			W	D	H	W	D	H	W	H
IN 27.25	27.25	17	-	-	-	-	-			
MM 692	692	432	-	-	-	-	-			
		RTA 00	1 per carton							
 <p>IS Curve Narrow Wedge Laminate End Table COM: N/A Unit weight: 28 LB 12.7 KG Carton weight: 34 LB 15.42 KG Carton volume: 6.5 FT³ 0.18 MT³</p>	<p>For power/USB unit please see electrical placement chart.</p> <p>Includes ganging hardware (2 sides).</p>	<p>7740</p>	List price							
			1499							
			OVERALL DIMENSIONS			SEAT DIMENSIONS			BACK DIMENSIONS	
			W	D	H	W	D	H	W	H
IN 18.25	27.25	17	-	-	-	-	-			
MM 464	692	432	-	-	-	-	-			
		RTA 00	1 per carton							
 <p>OS Curve - Wide Wedge Laminate End Table COM: N/A Unit weight: 40 LB 18.2 KG Carton weight: 50 LB 22.68 KG Carton volume: 9.5 FT³ 0.26 MT³</p>	<p>For power/USB unit please see electrical placement chart.</p> <p>Includes ganging hardware (2 sides).</p>	<p>7741</p>	List price							
			1850							
			OVERALL DIMENSIONS			SEAT DIMENSIONS			BACK DIMENSIONS	
			W	D	H	W	D	H	W	H
IN 27.25	27.25	17	-	-	-	-	-			
MM 692	692	432	-	-	-	-	-			
		RTA 00	1 per carton							
 <p>OS Curve - Narrow Wedge Laminate End Table COM: N/A Unit weight: 28 LB 12.7 KG Carton weight: 34 LB 15.42 KG Carton volume: 6.5 FT³ 0.18 MT³</p>	<p>For power/USB unit please see electrical placement chart.</p> <p>Includes ganging hardware (2 sides).</p>	<p>7742</p>	List price							
			1499							
			OVERALL DIMENSIONS			SEAT DIMENSIONS			BACK DIMENSIONS	
			W	D	H	W	D	H	W	H
IN 18.25	27.25	17	-	-	-	-	-			
MM 464	692	432	-	-	-	-	-			
		RTA 00	1 per carton							

DESCRIPTION	FEATURES	MODEL#	STANDARD TEXTILE GRADES											
<p>18" Round Laminate Laptop Table w/14" Base COM: N/A Unit weight: 22 LB 10 KG Carton weight: 32 LB 14.51 KG Carton volume: 6 FT³ 0.16 MT³</p>	No power/USB unit.	List price												
		7743	1063											
		OVERALL DIMENSIONS			SEAT DIMENSIONS			BACK DIMENSIONS						
		W	D	H	W	D	H	W	H					
IN 18	18	25.25	-	-	-	-	-							
MM 457	457	641	-	-	-	-	-							
				1 per carton										
<p>16" Square Laminate Laptop Table w/14" Base COM: N/A Unit weight: 26 LB 11.8 KG Carton weight: 36 LB 16.33 KG Carton volume: 6 FT³ 0.16 MT³</p>	No power/USB unit.	List price												
		7745	1035											
		OVERALL DIMENSIONS			SEAT DIMENSIONS			BACK DIMENSIONS						
		W	D	H	W	D	H	W	H					
IN 16	16	25.25	-	-	-	-	-							
MM 406	406	641	-	-	-	-	-							
		1 per carton												
<p>Personal Harbor - Standard Back COM: 5.5 YD 5.03 M Unit weight: 70 LB 31.8 KG Carton weight: 85 LB 38.56 KG Carton volume: 31.75 FT³ 0.89 MT³</p>	For power/USB unit please see electrical placement chart. Freestanding unit only. *High traffic model.	List price												
		7746	1	2	3	4	5	6	7	8	9	10	11	12
		3124	3300	3449	3619	3900	4158	4417	4642	4923	5187	5544	6050	
		7786*	3568	3744	3893	4063	4344	4602	4861	5086	5367	5631	5988	6494
OVERALL DIMENSIONS			SEAT DIMENSIONS			BACK DIMENSIONS								
W	D	H	W	D	H	W	H							
IN 45	29.5	32	24	19	18	27	14							
MM 1143	749	813	610	483	457	686	356							
		1 per carton												
<p>Personal Harbor - High Back COM: 7.75 YD 7.09 M Unit weight: 86 LB 39.1 KG Carton weight: 101 LB 45.81 KG Carton volume: 40.25 FT³ 1.13 MT³</p>	For power/USB unit please see electrical placement chart. Freestanding unit only. *High traffic model.	List price												
		7747	1	2	3	4	5	6	7	8	9	10	11	12
		4397	4645	4854	5095	5490	5854	6218	6536	6931	7303	7807	8520	
		7787*	4970	5218	5427	5668	6063	6427	6791	7109	7504	7876	8380	9093
OVERALL DIMENSIONS			SEAT DIMENSIONS			BACK DIMENSIONS								
W	D	H	W	D	H	W	H							
IN 45	29.5	41.5	24	19	18	27	24							
MM 1143	749	1054	610	483	457	686	610							
		1 per carton												
<p>Personal Harbor - Extended Back COM: 8.5 YD 7.77 M Unit weight: 102 LB 46.4 KG Carton weight: 117 LB 53.07 KG Carton volume: 45.75 FT³ 1.29 MT³</p>	For power/USB unit please see electrical placement chart. Freestanding unit only. *High traffic model.	List price												
		7748	1	2	3	4	5	6	7	8	9	10	11	12
		4946	5218	5448	5711	6145	6544	6944	7292	7726	8134	8686	9468	
		7788*	5389	5661	5891	6154	6588	6987	7387	7735	8169	8577	9129	9911
OVERALL DIMENSIONS			SEAT DIMENSIONS			BACK DIMENSIONS								
W	D	H	W	D	H	W	H							
IN 45	29.5	47	24	19	18	27	29							
MM 1143	749	1194	610	483	457	686	737							
		1 per carton												

RIVER+ SEATING



model R27802



model R27824S

River+ Benches & Tables



For River+ benches, please see page 309.
For River+ tables, please see page 314.

EXAMPLE RIVER+ SEATING ORDER CODE:

R27802	-NS	-CE90	-NS	-CE90	-	-FO
Model number	Sealed Seams (back)	Back textile	Sealed seams (seat)	Seat textile	Shelf finish	Connector finish
-CHM	-S6	-NC				
Leg finish	Leg selection	Additional weight				

Additional Options specify at end of order code.	SPECIFY CODE
Additional weight See each model for amount of added weight and upcharge. For models ending in S, applies only to leg selection (S6).	CW
Bottom selection Black lining (standard) Vinyl sealed bottom w/staple strip. Upcharges vary, see model.* Steel bottom. Upcharges vary, see model.**	SB SU BS
Power unit finish Jet Black White	J W
Power/USB unit position (see electrical placement images, not available on corner units) Front left Front right Side left Side right Power/USB unit position (models with shelf only) Center back	\$717 per unit F1 F2 S1 S2 CB
Tamperproof fasteners Upcharges vary, see model.	TP
Moisture barrier Upcharges vary, see model.	MB
Accessory hook finish (for models with shelf) Night. No Upcharge. Fog. No Upcharge. Latte. No Upcharge.	BK FO LB

*linking hardware is lowered to clear the staple strip. Units will only gang with other units with sealed bottom.
**cannot be combined with linking hardware or power units

STANDARD FEATURES

- A modular series that is composed of straight, curved and corner sections.
- Same seat height units with no upholstered arms can be linked together to create a variety of layouts. Ganging hardware is standard (factory installed) and swivels out of the way when not in use.
- The unique tapered legs are made of welded steel, with each leg bolted directly to the unit frame. Standard leg height is 6.5". The leg height makes it easy to clean under the product.
- Legs are standard in Chrome (CHM) with Black nylon non-marking height adjustable glides.
- Modular, aluminum loop arms are sold separately (with or without nylon armcaps). These relocatable arms are field installed at any seat to back connector.
- Seating frames are heavy duty with interlocking plywood, puzzle box construction, and are made for active environments. Seats are high density with highly resilient foam.
- Seat to back connector components join back and seat; maintaining offset for cleanout. Connector is available in three finishes.
- All River+ seating models meet or exceed the applicable ANSI/BIFMA standards and are backed by Global's Heavy Duty warranty.
- River+ seating is rated for an active weight up to 600 lbs. per seat and 24/7 use.
- For heavy duty application, Global's Limited Lifetime Warranty is applicable only on fabrics that are rated for 100,000+ double rubs.
- Upholstery options: fabric, vinyl or leather. Leather only recommended on seat and may feature a horizontal stitch detail.
- All units are shipped fully assembled.

OPTIONAL FEATURES

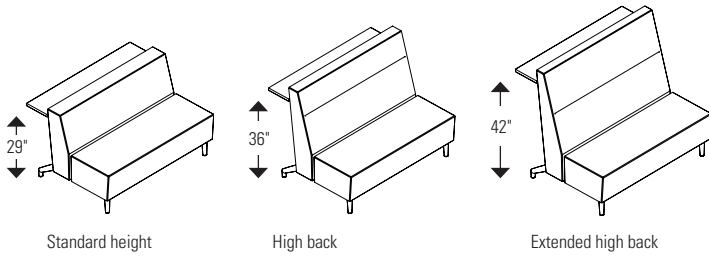
- To add sealed seams to your product, please specify (S2), (SE) - see each model for upcharges.
- A 10" deep, 1" thick back shelf is available on corner, two and three seater units in many low pressure laminate finishes. Shelf supports are aluminum with accessory hook in three finishes. Weight capacity: Shelf - 50 lbs. per seat; Hook - 20 lbs. each.
- Units with shelf available with 6.5" leg. Back legs on these models are (E6) extended legs, as standard.
- To specify tapered legs on shelf models to match models without shelf, select (C6) leg with counterweight. Available on models ending in "S". Upcharges vary.
- Floor mount legs are available. Please specify (F6). Models with shelf will have extended legs. Fastening hardware not included.
- Products can be weighted to reduce the ease of movement. For additional weight options, please specify (CW) - see each model for available additional weight and upcharge.
- Underside of seat is standard with black lining (SB). For improved housekeeping and infection control practices, the underside of the seat can be finished with PVC (vinyl) and sealed to prevent penetration of liquids. Please specify (SU) - see each model for upcharge.
- Steel bottom provides tamperproof protection (includes tamperproof screws). Please specify (BS) - see each model for upcharge. Note: electrical option and ganging are not available with steel bottom.
- Most seating (except corner units) can be specified with power/USB units, which include one power outlet, one double USB terminal with a matching 120" three-prong power cord.
- Power/USB units can be specified in a variety predetermined locations, as shown in the electrical illustrations. Electrical units must be factory installed.

- Power/USB units are available with either Jet Black (J) face plate with Black power/USB receptacles or with a White (W) face plate with White power/USB receptacles.
- Tamperproof fasteners can be requested for a higher level of safety (ganging brackets are not included). Please specify (TP) - see each model for upcharge.
- For moisture barrier on seat, please specify (MB) - see each model for upcharge.

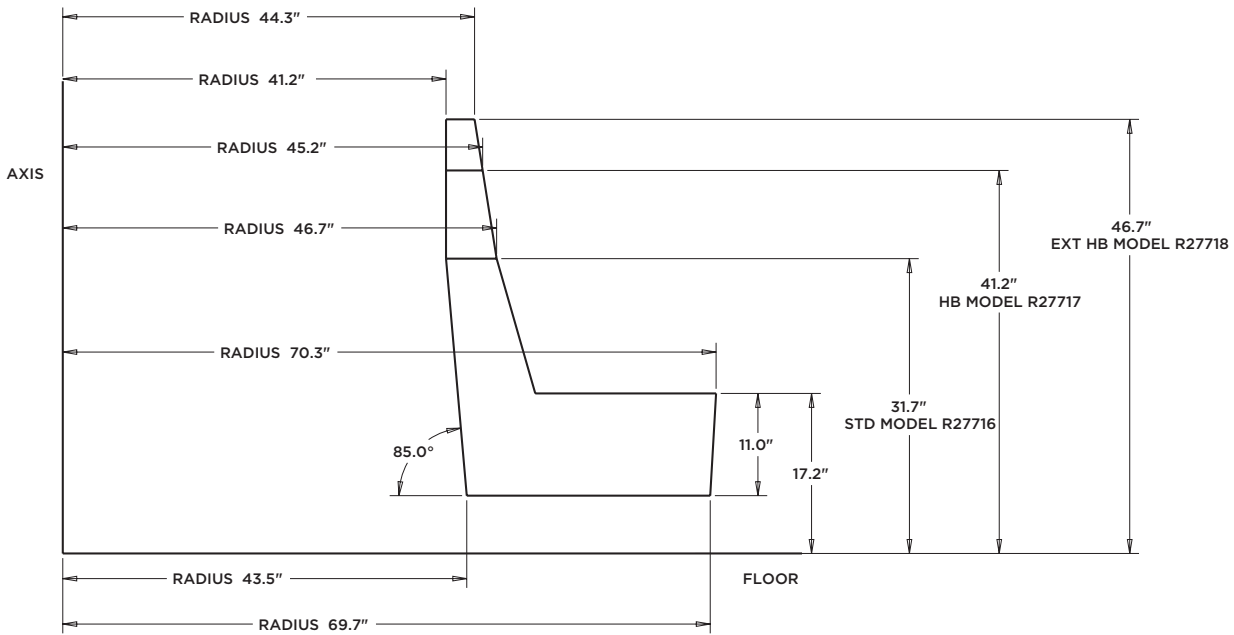
Please add option codes in the following order:

- **Model number**
R27801 to R27803 Lounge chairs
R27804 to R27806 Two seaters
R27807 to R27809 Three seaters
R27810 to R27812 Bariatric lounge chairs
R27815 to R27817 Inside curve two seaters
R27818 to R27820 Outside curve two seaters
R27821 to R27823 90 degree corners
R27824 to R27826 120 degree corners
- Add (S) to model # if ordering with a back shelf (excludes lounge chairs and bariatric models).
- **Back + upholstered arms sealed seams (NS)** Standard seams.
(S2) Back sealed seams. Upcharges vary, see model.
- **Back + upholstered arms textile** Specify textile code.
- **Seat sealed seams (NS)** Standard seams.
(SE) Seat sealed seams. Upcharges vary, see model.
- **Seat textile** Specify textile code.
- **Back shelf finish** (for models ending in S) (colors shown on website)
(ACJ) Absolute Acajou **(FCL)** First Class
(ASN) Asian Night **(NBL)** Noce Biondo
(AWC) Avant Cherry **(NGL)** Noce Grigio
(AWH) Avant Honey **(NEL)** Noce Leggero
(BLK) Black **(NML)** Noce Medio
(BZD) Blizzard **(OTM)** Quartered Mahogany
(BRC) Brushed Cobalt **(SBY)** Sheer Beauty
(CMB) Clear Maple **(SDT)** Stonedust
(CGY) Custom Grey **(SOG)** Storm Grey
(DES) Dark Espresso **(WHE)** Walnut Heights
(DWT) Designer White **(WHC)** White Chocolate
(FAS) Fashionista **(WCR)** Winter Cherry
- **Seat to back connector finish**
(BK) Night. No upcharge.
(FO) Fog. No upcharge.
(LB) Latte. No upcharge.
- **Leg finish**
For leg finish options, please see page 380. No upcharges.
- **Leg selection** (models without shelf)
(S6) Standard seat height (17.5"), 6.5" leg w/ adjustable glides. No upcharge.
(S8) High seat (19"), 8" leg w/adjustable glides. No upcharge.
(F6) Standard seat height (17.5"), 6.5" leg w/floor mount. Add \$90 for straight units; \$113 for curved, corner units.
(F8) High seat (19"), 8" leg w/floor mount. Add \$90 for straight units; \$113 for curved, corner units.
- **Leg selection** (models with shelf)
(E6) Standard seat height (17.5"), 6.5" extended leg w/adjustable glides.
(F6) Standard seat height (17.5"), 6.5" extended leg w/floor mount. Add \$90 for straight units; \$113 for curved, corner units.
(C6) Standard seat height (17.5"), 6.5" leg w/adjustable glides and counterweight. Upcharges vary, see model.
- **Additional weight** (not available on all models)
(NC) No added weight. No upcharge.
(CW) Counterweight. See each model for weight added and upcharge.

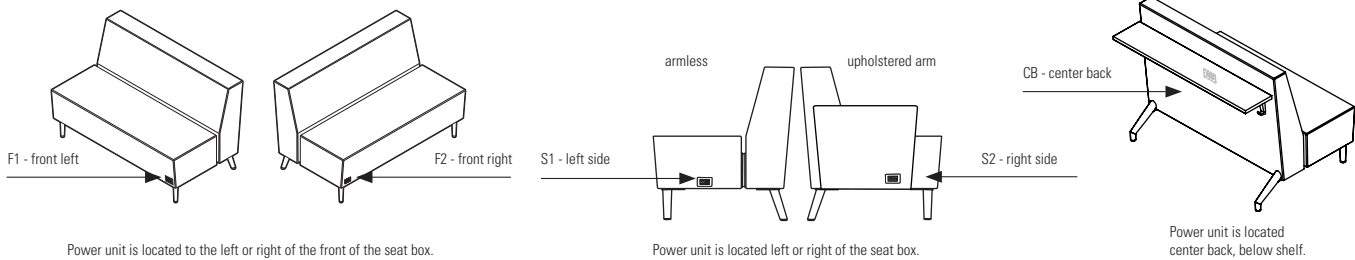
SHELF HEIGHTS




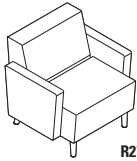
DIMENSIONS

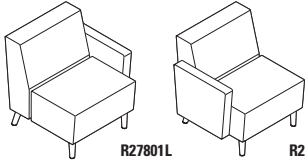



ELECTRICAL PLACEMENT




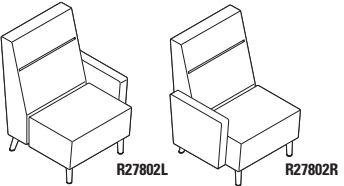

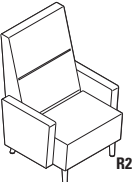
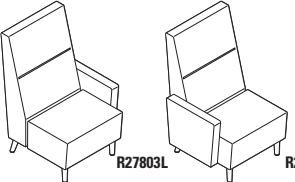
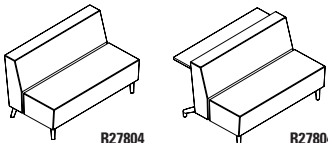
DESCRIPTION	FEATURES	MODEL#	STANDARD TEXTILE GRADES											
			1	2	3	4	5	6	7	8	9	10	11	12
 <p>R27801</p> <p>Lounge Chair - Standard Back COM: 3.75 YD 3.43 M Unit weight: 47 LB 21.4 KG Carton weight: 61 LB 27.67 KG Carton volume: 19.75 FT³ 0.55 MT³</p>	<p>For power/USB unit, please see electrical placement chart.</p> <p>Includes ganging hardware (2 sides).</p> <p>Add \$52, \$46 for (S2), (SE) Add \$533 for 36 lbs. (CW) Add \$59 for (SU) or \$298 for (BS) Add \$28 for (TP) Add \$81 for (MB)</p>	R27801	1691	1811	1912	2029	2220	2396	2572	2726	2917	3097	3341	3686
			<p>OVERALL DIMENSIONS</p> <p>W D H</p>			<p>SEAT DIMENSIONS</p> <p>W D H</p>			<p>BACK DIMENSIONS</p> <p>W H</p>					
			IN 26	30	32	26	19	18	26	14				
			MM 660	762	813	660	483	457	660	356				
			RTA 00	1 per carton										

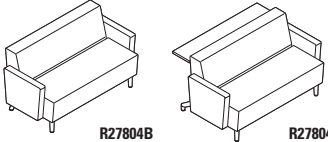
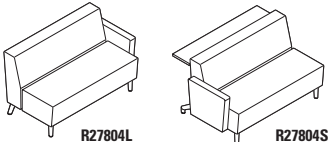
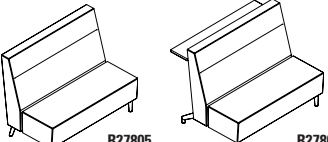
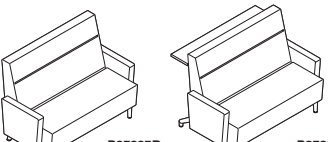
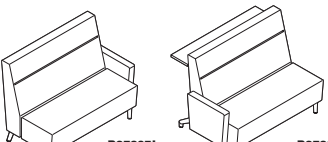
DESCRIPTION	FEATURES	MODEL#	STANDARD TEXTILE GRADES											
			1	2	3	4	5	6	7	8	9	10	11	12
 <p>R27801B</p> <p>Lounge Chair - Standard Back w/Uph Arms COM: 5.75 YD 5.26 M Unit weight: 67 LB 30.5 KG Carton weight: 82 LB 37.19 KG Carton volume: 24.5 FT³ 0.69 MT³</p>	<p>For power/USB unit, please see electrical placement chart.</p> <p>Ganging not available.</p> <p>Add \$91, \$46 for (S2), (SE) Add \$533 for 36 lbs. (CW) Add \$57 for (SU) or \$285 for (BS) Add \$28 for (TP) Add \$77 for (MB)</p>	R27801B	2285	2469	2624	2803	3096	3366	3636	3872	4165	4441	4815	5344
			<p>OVERALL DIMENSIONS</p> <p>W D H</p>			<p>SEAT DIMENSIONS</p> <p>W D H</p>			<p>BACK DIMENSIONS</p> <p>W H</p>					
			IN 33	30	32	26	19	18	26	14				
			MM 838	762	813	660	483	457	660	356				
			RTA 00	1 per carton										

DESCRIPTION	FEATURES	MODEL#	STANDARD TEXTILE GRADES											
			1	2	3	4	5	6	7	8	9	10	11	12
 <p>R27801L R27801R</p> <p>Lounge Chair - Standard Back w/Uph Arms (Left/Right) COM: 4.75 YD 4.34 M Unit weight: 57 LB 25.9 KG Carton weight: 72 LB 32.66 KG Carton volume: 24.5 FT³ 0.69 MT³</p>	<p>For power/USB unit, please see electrical placement chart.</p> <p>Includes ganging hardware (1 side only).</p> <p>Add \$71, \$46 for (S2), (SE) Add \$533 for 36 lbs. (CW) Add \$57 for (SU) or \$285 for (BS) Add \$28 for (TP) Add \$77 for (MB)</p>	R27801L R27801R	1988	2140	2268	2416	2658	2881	3104	3299	3541	3769	4078	4515
			<p>OVERALL DIMENSIONS</p> <p>W D H</p>			<p>SEAT DIMENSIONS</p> <p>W D H</p>			<p>BACK DIMENSIONS</p> <p>W H</p>					
			IN 29.5	30	32	26	19	18	26	14				
			MM 749	762	813	660	483	457	660	356				
			RTA 00	1 per carton										

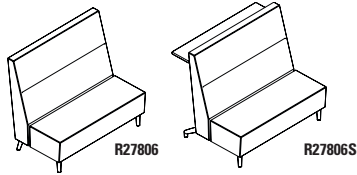
DESCRIPTION	FEATURES	MODEL#	STANDARD TEXTILE GRADES											
			1	2	3	4	5	6	7	8	9	10	11	12
 <p>R27802</p> <p>Lounge Chair - High Back COM: 4.5 YD 4.11 M Unit weight: 52 LB 23.6 KG Carton weight: 71 LB 32.21 KG Carton volume: 24.75 FT³ 0.7 MT³</p>	<p>For power/USB unit, please see electrical placement chart.</p> <p>Includes ganging hardware (2 sides).</p> <p>Add \$72, \$46 for (S2), (SE) Add \$533 for 36 lbs. (CW) Add \$59 for (SU) or \$298 for (BS) Add \$28 for (TP) Add \$81 for (MB)</p>	R27802	1878	2022	2143	2284	2513	2724	2935	3120	3349	3565	3858	4272
			<p>OVERALL DIMENSIONS</p> <p>W D H</p>			<p>SEAT DIMENSIONS</p> <p>W D H</p>			<p>BACK DIMENSIONS</p> <p>W H</p>					
			IN 26	30.5	41.5	26	19	18	26	23.5				
			MM 660	775	1054	660	483	457	660	597				
			RTA 00	1 per carton										

DESCRIPTION	FEATURES	MODEL#	STANDARD TEXTILE GRADES											
			1	2	3	4	5	6	7	8	9	10	11	12
 <p>R27802B</p> <p>Lounge Chair - High Back w/Uph Arms COM: 6.5 YD 5.94 M Unit weight: 72 LB 32.7 KG Carton weight: 88.5 LB 40.14 KG Carton volume: 31.25 FT³ 0.88 MT³</p>	<p>For power/USB unit, please see electrical placement chart.</p> <p>Ganging not available.</p> <p>Add \$112, \$46 for (S2), (SE) Add \$533 for 36 lbs. (CW) Add \$59 for (SU) or \$298 for (BS) Add \$28 for (TP) Add \$81 for (MB)</p>	R27802B	2472	2680	2855	3058	3389	3694	3999	4266	4597	4909	5332	5930
			<p>OVERALL DIMENSIONS</p> <p>W D H</p>			<p>SEAT DIMENSIONS</p> <p>W D H</p>			<p>BACK DIMENSIONS</p> <p>W H</p>					
			IN 33	30.5	41.5	26	19	18	26	23.5				
			MM 838	775	1054	660	483	457	660	597				
			RTA 00	1 per carton										

DESCRIPTION	FEATURES	MODEL#	STANDARD TEXTILE GRADES											
			1	2	3	4	5	6	7	8	9	10	11	12
 <p>Lounge Chair - High Back w/Uph Arms (Left/Right) COM: 5.5 YD 5.03 M Unit weight: 62 LB 28.2 KG Carton weight: 78.5 LB 35.61 KG Carton volume: 31.25 FT³ 0.88 MT³</p>	<p>For power/USB unit, please see electrical placement chart.</p> <p>Includes ganging hardware (1 side only).</p> <p>Add \$91, \$46 for (S2), (SE) Add \$533 for 36 lbs. (CW) Add \$59 for (SU) or \$298 for (BS) Add \$28 for (TP) Add \$81 for (MB)</p>	<p>R27802L R27802R</p>	1	2	3	4	5	6	7	8	9	10	11	12
			2175	2351	2499	2671	2951	3209	3467	3693	3973	4237	4595	5101
			<p>OVERALL DIMENSIONS</p> <p>W D H</p>			<p>SEAT DIMENSIONS</p> <p>W D H</p>			<p>BACK DIMENSIONS</p> <p>W H</p>					
			IN 29.5	30.5	41.5	26	19	18	26	23.5				
			MM 749	775	1054	660	483	457	660	597				
			RTA 00	1 per carton										
 <p>Lounge Chair - Extended Back COM: 4.75 YD 4.34 M Unit weight: 64 LB 29.1 KG Carton weight: 81 LB 36.74 KG Carton volume: 28 FT³ 0.79 MT³</p>	<p>For power/USB unit, please see electrical placement chart.</p> <p>Includes ganging hardware (2 sides).</p> <p>Add \$72, \$46 for (S2), (SE) Add \$533 for 36 lbs. (CW) Add \$59 for (SU) or \$298 for (BS) Add \$28 for (TP) Add \$81 for (MB)</p>	<p>R27803</p>	1	2	3	4	5	6	7	8	9	10	11	12
			1972	2124	2252	2400	2642	2865	3088	3283	3525	3753	4062	4499
			<p>OVERALL DIMENSIONS</p> <p>W D H</p>			<p>SEAT DIMENSIONS</p> <p>W D H</p>			<p>BACK DIMENSIONS</p> <p>W H</p>					
			IN 26	31	47	26	19	18	26	29				
			MM 660	787	1194	660	483	457	660	597				
			RTA 00	1 per carton										
 <p>Lounge Chair - Extended Back w/Uph Arms COM: 6.75 YD 6.17 M Unit weight: 84 LB 38.2 KG Carton weight: 101.5 LB 46.04 KG Carton volume: 35 FT³ 0.99 MT³</p>	<p>For power/USB unit, please see electrical placement chart.</p> <p>Ganging not available.</p> <p>Add \$117, \$46 for (S2), (SE) Add \$533 for 36 lbs. (CW) Add \$59 for (SU) or \$298 for (BS) Add \$28 for (TP) Add \$81 for (MB)</p>	<p>R27803B</p>	1	2	3	4	5	6	7	8	9	10	11	12
			2566	2782	2964	3174	3518	3835	4152	4429	4773	5097	5536	6157
			<p>OVERALL DIMENSIONS</p> <p>W D H</p>			<p>SEAT DIMENSIONS</p> <p>W D H</p>			<p>BACK DIMENSIONS</p> <p>W H</p>					
			IN 33	31	47	26	19	18	26	29				
			MM 838	787	1194	660	483	457	660	737				
			RTA 00	1 per carton										
 <p>Lounge Chair - Extended Back w/Uph Arms (Left/Right) COM: 5.75 YD 5.26 M Unit weight: 74 LB 33.6 KG Carton weight: 91.5 LB 41.5 KG Carton volume: 35 FT³ 0.99 MT³</p>	<p>For power/USB unit, please see electrical placement chart.</p> <p>Includes ganging hardware (1 side only).</p> <p>Add \$97, \$46 for (S2), (SE) Add \$533 for 36 lbs. (CW) Add \$59 for (SU) or \$298 for (BS) Add \$28 for (TP) Add \$81 for (MB)</p>	<p>R27803L R27803R</p>	1	2	3	4	5	6	7	8	9	10	11	12
			2269	2453	2608	2787	3080	3350	3620	3856	4149	4425	4799	5328
			<p>OVERALL DIMENSIONS</p> <p>W D H</p>			<p>SEAT DIMENSIONS</p> <p>W D H</p>			<p>BACK DIMENSIONS</p> <p>W H</p>					
			IN 29.5	31	47	26	19	18	26	29				
			MM 749	787	1194	660	483	457	660	737				
			RTA 00	1 per carton										
 <p>Two Seater - Standard Back COM: 4.75 YD 4.34 M Unit weight: 91 LB 41.4 KG Carton weight: 113 LB 51.26 KG Carton volume: 28 FT³ 0.79 MT³</p>	<p>For power/USB unit, please see electrical placement chart.</p> <p>Includes ganging hardware (2 sides).</p> <p>Add \$85, \$71 for (S2), (SE) Add \$1067 for 72 lbs. (CW), (C6) Add \$119 for (SU) or \$476 for (BS) Add \$28 for (TP) Add \$161 for (MB)</p>	<p>R27804 R27804S</p>	1	2	3	4	5	6	7	8	9	10	11	12
			2647	2799	2927	3075	3317	3540	3763	3958	4200	4428	4737	5174
			shelf model IN W52 D40.5 H32 MM W1321 D1029 H813											
			<p>OVERALL DIMENSIONS</p> <p>W D H</p>			<p>SEAT DIMENSIONS</p> <p>W D H</p>			<p>BACK DIMENSIONS</p> <p>W H</p>					
			IN 52	30	32	52	19	18	52	14				
			MM 1321	762	813	1321	483	457	1321	356				
			RTA 00	1 per carton										

DESCRIPTION	FEATURES	MODEL#	STANDARD TEXTILE GRADES																																									
			1	2	3	4	5	6	7	8	9	10	11	12																														
 <p>R27804B R27804SB</p> <p>Two Seater - Standard Back w/Uph Arms COM: 6.75 YD 6.17 M Unit weight: 111 LB 50.5 KG Carton weight: 133 LB 60.33 KG Carton volume: 42.5 FT³ 1.2 MT³</p>	<p>For power/USB unit, please see electrical placement chart.</p> <p>Ganging not available.</p> <p>Add \$127, \$71 for (S2), (SE) Add \$1067 for 72 lbs. (CW), (C6) Add \$119 for (SU) or \$476 for (BS) Add \$28 for (TP) Add \$161 for (MB)</p>	<p>R27804B 3241 3457 3639 3849 4193 4510 4827 5104 5448 5772 6211 6832</p> <p>R27804SB 3803 4019 4201 4411 4755 5072 5389 5666 6010 6334 6773 7394</p> <p>shelf model in W59 D40.5 H32 MM W1499 D1029 H813</p>																																										
		<p>OVERALL DIMENSIONS</p> <table border="1"> <thead> <tr> <th>W</th> <th>D</th> <th>H</th> <th colspan="3">SEAT DIMENSIONS</th> <th colspan="2">BACK DIMENSIONS</th> </tr> <tr> <th>W</th> <th>D</th> <th>H</th> <th>W</th> <th>D</th> <th>H</th> <th>W</th> <th>H</th> </tr> </thead> <tbody> <tr> <td>IN 59</td> <td>30</td> <td>32</td> <td>52</td> <td>19</td> <td>18</td> <td>52</td> <td>14</td> </tr> <tr> <td>MM 1499</td> <td>762</td> <td>813</td> <td>1321</td> <td>483</td> <td>457</td> <td>1321</td> <td>356</td> </tr> </tbody> </table> <p>RTA 00 1 per carton</p>	W	D	H	SEAT DIMENSIONS			BACK DIMENSIONS		W	D	H	W	D	H	W	H	IN 59	30	32	52	19	18	52	14	MM 1499	762	813	1321	483	457	1321	356										
W	D	H	SEAT DIMENSIONS			BACK DIMENSIONS																																						
W	D	H	W	D	H	W	H																																					
IN 59	30	32	52	19	18	52	14																																					
MM 1499	762	813	1321	483	457	1321	356																																					
 <p>R27804L R27804SR</p> <p>Two Seater - Standard Back w/Uph Arms (Left/Right) COM: 5.75 YD 5.26 M Unit weight: 101 LB 45.9 KG Carton weight: 123 LB 55.79 KG Carton volume: 42.5 FT³ 1.2 MT³</p>	<p>For power/USB unit, please see electrical placement chart.</p> <p>Includes ganging hardware (1 side only).</p> <p>Add \$106, \$71 for (S2), (SE) Add \$1067 for 72 lbs. (CW), (C6) Add \$119 for (SU) or \$476 for (BS) Add \$28 for (TP) Add \$161 for (MB)</p>	<p>R27804L 2944 3128 3283 3462 3755 4025 4295 4531 4824 5100 5474 6003</p> <p>R27804SR 3506 3690 3845 4024 4317 4587 4857 5093 5386 5662 6036 6565</p> <p>shelf model in W55.5 D40.5 H32 MM W1410 D1029 H813</p>																																										
		<p>OVERALL DIMENSIONS</p> <table border="1"> <thead> <tr> <th>W</th> <th>D</th> <th>H</th> <th colspan="3">SEAT DIMENSIONS</th> <th colspan="2">BACK DIMENSIONS</th> </tr> <tr> <th>W</th> <th>D</th> <th>H</th> <th>W</th> <th>D</th> <th>H</th> <th>W</th> <th>H</th> </tr> </thead> <tbody> <tr> <td>IN 55.5</td> <td>30</td> <td>32</td> <td>52</td> <td>19</td> <td>18</td> <td>52</td> <td>14</td> </tr> <tr> <td>MM 1410</td> <td>762</td> <td>813</td> <td>1321</td> <td>483</td> <td>457</td> <td>1321</td> <td>356</td> </tr> </tbody> </table> <p>RTA 00 1 per carton</p>	W	D	H	SEAT DIMENSIONS			BACK DIMENSIONS		W	D	H	W	D	H	W	H	IN 55.5	30	32	52	19	18	52	14	MM 1410	762	813	1321	483	457	1321	356										
W	D	H	SEAT DIMENSIONS			BACK DIMENSIONS																																						
W	D	H	W	D	H	W	H																																					
IN 55.5	30	32	52	19	18	52	14																																					
MM 1410	762	813	1321	483	457	1321	356																																					
 <p>R27805 R27805S</p> <p>Two Seater - High Back COM: 5.5 YD 5.03 M Unit weight: 94 LB 42.7 KG Carton weight: 116 LB 52.62 KG Carton volume: 19.75 FT³ 0.55 MT³</p>	<p>For power/USB unit, please see electrical placement chart.</p> <p>Includes ganging hardware (2 sides).</p> <p>Add \$115, \$71 for (S2), (SE) Add \$1067 for 72 lbs. (CW), (C6) Add \$119 for (SU) or \$476 for (BS) Add \$28 for (TP) Add \$161 for (MB)</p>	<p>R27805 2946 3122 3271 3441 3722 3980 4239 4464 4745 5009 5366 5872</p> <p>R27805S 3508 3684 3833 4003 4284 4542 4801 5026 5307 5571 5928 6434</p> <p>shelf model in W52 D41 H41.5 MM W1321 D1041 H1054</p>																																										
		<p>OVERALL DIMENSIONS</p> <table border="1"> <thead> <tr> <th>W</th> <th>D</th> <th>H</th> <th colspan="3">SEAT DIMENSIONS</th> <th colspan="2">BACK DIMENSIONS</th> </tr> <tr> <th>W</th> <th>D</th> <th>H</th> <th>W</th> <th>D</th> <th>H</th> <th>W</th> <th>H</th> </tr> </thead> <tbody> <tr> <td>IN 52</td> <td>30.5</td> <td>41.5</td> <td>52</td> <td>19</td> <td>18</td> <td>52</td> <td>23.5</td> </tr> <tr> <td>MM 1321</td> <td>775</td> <td>1054</td> <td>1321</td> <td>483</td> <td>457</td> <td>1321</td> <td>597</td> </tr> </tbody> </table> <p>RTA 00 1 per carton</p>	W	D	H	SEAT DIMENSIONS			BACK DIMENSIONS		W	D	H	W	D	H	W	H	IN 52	30.5	41.5	52	19	18	52	23.5	MM 1321	775	1054	1321	483	457	1321	597										
W	D	H	SEAT DIMENSIONS			BACK DIMENSIONS																																						
W	D	H	W	D	H	W	H																																					
IN 52	30.5	41.5	52	19	18	52	23.5																																					
MM 1321	775	1054	1321	483	457	1321	597																																					
 <p>R27805B R27805SB</p> <p>Two Seater - High Back w/Uph Arms COM: 7.5 YD 6.86 M Unit weight: 114 LB 51.8 KG Carton weight: 116 LB 52.62 KG Carton volume: 19.75 FT³ 0.55 MT³</p>	<p>For power/USB unit, please see electrical placement chart.</p> <p>Ganging not available.</p> <p>Add \$155, \$71 for (S2), (SE) Add \$1067 for 72 lbs. (CW), (C6) Add \$119 for (SU) or \$476 for (BS) Add \$28 for (TP) Add \$161 for (MB)</p>	<p>R27805B 3540 3780 3983 4215 4598 4950 5303 5610 5993 6353 6840 7530</p> <p>R27805SB 4102 4342 4545 4777 5160 5512 5865 6172 6555 6915 7402 8092</p> <p>shelf model in W59 D41 H41.5 MM W1499 D1041 H1054</p>																																										
		<p>OVERALL DIMENSIONS</p> <table border="1"> <thead> <tr> <th>W</th> <th>D</th> <th>H</th> <th colspan="3">SEAT DIMENSIONS</th> <th colspan="2">BACK DIMENSIONS</th> </tr> <tr> <th>W</th> <th>D</th> <th>H</th> <th>W</th> <th>D</th> <th>H</th> <th>W</th> <th>H</th> </tr> </thead> <tbody> <tr> <td>IN 59</td> <td>30.5</td> <td>41.5</td> <td>52</td> <td>19</td> <td>18</td> <td>52</td> <td>23.5</td> </tr> <tr> <td>MM 1499</td> <td>775</td> <td>1054</td> <td>1321</td> <td>483</td> <td>457</td> <td>1321</td> <td>597</td> </tr> </tbody> </table> <p>RTA 00 1 per carton</p>	W	D	H	SEAT DIMENSIONS			BACK DIMENSIONS		W	D	H	W	D	H	W	H	IN 59	30.5	41.5	52	19	18	52	23.5	MM 1499	775	1054	1321	483	457	1321	597										
W	D	H	SEAT DIMENSIONS			BACK DIMENSIONS																																						
W	D	H	W	D	H	W	H																																					
IN 59	30.5	41.5	52	19	18	52	23.5																																					
MM 1499	775	1054	1321	483	457	1321	597																																					
 <p>R27805L R27805SR</p> <p>Two Seater - High Back w/Uph Arms (Left/Right) COM: 6.5 YD 5.94 M Unit weight: 104 LB 47.3 KG Carton weight: 128 LB 58.06 KG Carton volume: 54 FT³ 1.52 MT³</p>	<p>For power/USB unit, please see electrical placement chart.</p> <p>Includes ganging hardware (1 side only).</p> <p>Add \$134, \$71 for (S2), (SE) Add \$1067 for 72 lbs. (CW), (C6) Add \$119 for (SU) or \$476 for (BS) Add \$28 for (TP) Add \$161 for (MB)</p>	<p>R27805L 3243 3451 3627 3828 4160 4465 4771 5037 5369 5681 6103 6701</p> <p>R27805SR 3805 4013 4189 4390 4722 5027 5333 5599 5931 6243 6665 7263</p> <p>shelf model in W55.5 D41 H41.5 MM W1410 D1041 H1054</p>																																										
		<p>OVERALL DIMENSIONS</p> <table border="1"> <thead> <tr> <th>W</th> <th>D</th> <th>H</th> <th colspan="3">SEAT DIMENSIONS</th> <th colspan="2">BACK DIMENSIONS</th> </tr> <tr> <th>W</th> <th>D</th> <th>H</th> <th>W</th> <th>D</th> <th>H</th> <th>W</th> <th>H</th> </tr> </thead> <tbody> <tr> <td>IN 55.5</td> <td>30.5</td> <td>41.5</td> <td>52</td> <td>19</td> <td>18</td> <td>52</td> <td>23.5</td> </tr> <tr> <td>MM 1410</td> <td>775</td> <td>1054</td> <td>1321</td> <td>483</td> <td>457</td> <td>1321</td> <td>597</td> </tr> </tbody> </table> <p>RTA 00 1 per carton</p>	W	D	H	SEAT DIMENSIONS			BACK DIMENSIONS		W	D	H	W	D	H	W	H	IN 55.5	30.5	41.5	52	19	18	52	23.5	MM 1410	775	1054	1321	483	457	1321	597										
W	D	H	SEAT DIMENSIONS			BACK DIMENSIONS																																						
W	D	H	W	D	H	W	H																																					
IN 55.5	30.5	41.5	52	19	18	52	23.5																																					
MM 1410	775	1054	1321	483	457	1321	597																																					

DESCRIPTION FEATURES MODEL# STANDARD TEXTILE GRADES



Two Seater - Extended Back
 COM: 5.5 YD | 5.03 M
 Unit weight: 106 LB | 48.2 KG
 Carton weight: 71 LB | 32.21 KG
 Carton volume: 24.75 FT³ | 0.7 MT³

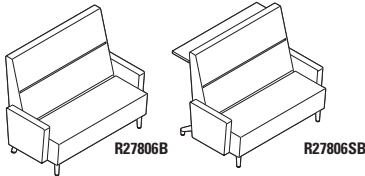
For power/USB unit, please see electrical placement chart.
 Includes ganging hardware (2 sides).
 Add \$123, \$71 for **(S2), (SE)**
 Add \$1067 for 72 lbs. **(CW), (C6)**
 Add \$119 for **(SU)** or \$476 for **(BS)**
 Add \$28 for **(TP)**
 Add \$161 for **(MB)**

	1	2	3	4	5	6	7	8	9	10	11	12
R27806	3117	3293	3442	3612	3893	4151	4410	4635	4916	5180	5537	6043
R27806S	3678	3854	4003	4173	4454	4712	4971	5196	5477	5741	6098	6604

shelf model in W52 D41.5 H47 | MM W1321 D1054 H1194

	OVERALL DIMENSIONS			SEAT DIMENSIONS			BACK DIMENSIONS		
	W	D	H	W	D	H	W	H	
IN	52	31	47	52	19	18	52	29	
MM	1321	787	1194	1321	483	457	1321	737	

RTA 00 1 per carton



Two Seater - Extended Back w/Uph Arms
 COM: 8 YD | 7.32 M
 Unit weight: 126 LB | 57.3 KG
 Carton weight: 151 LB | 68.49 KG
 Carton volume: 60.5 FT³ | 1.71 MT³

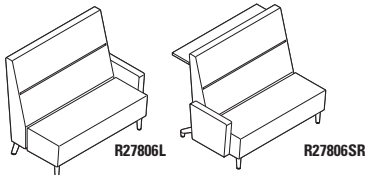
For power/USB unit, please see electrical placement chart.
 Ganging not available.
 Add \$162, \$71 for **(S2), (SE)**
 Add \$1067 for 72 lbs. **(CW), (C6)**
 Add \$119 for **(SU)** or \$476 for **(BS)**
 Add \$28 for **(TP)**
 Add \$161 for **(MB)**

	1	2	3	4	5	6	7	8	9	10	11	12
R27806B	3711	3967	4183	4431	4839	5215	5591	5919	6327	6711	7231	7967
R27806SB	4272	4528	4744	4992	5400	5776	6152	6480	6888	7272	7792	8528

shelf model in W59 D41.5 H47 | MM W1499 D1054 H1194

	OVERALL DIMENSIONS			SEAT DIMENSIONS			BACK DIMENSIONS		
	W	D	H	W	D	H	W	H	
IN	59	31	47	52	19	18	52	29	
MM	1499	787	1194	1321	483	457	1321	737	

RTA 00 1 per carton



Two Seater - Extended Back w/Uph Arms (Left/Right)
 COM: 7 YD | 6.4 M
 Unit weight: 116 LB | 52.7 KG
 Carton weight: 141 LB | 63.96 KG
 Carton volume: 60.5 FT³ | 1.71 MT³

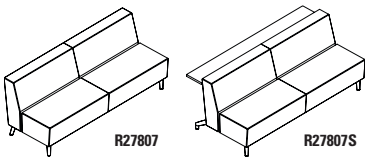
For power/USB unit, please see electrical placement chart.
 Includes ganging hardware (1 side only).
 Add \$142, \$71 for **(S2), (SE)**
 Add \$1067 for 72 lbs. **(CW), (C6)**
 Add \$119 for **(SU)** or \$476 for **(BS)**
 Add \$28 for **(TP)**
 Add \$161 for **(MB)**

	1	2	3	4	5	6	7	8	9	10	11	12
R27806L	3414	3638	3827	4044	4401	4730	5059	5346	5703	6039	6494	7138
R27806R												
R27806SL	3975	4199	4388	4605	4962	5291	5620	5907	6264	6600	7055	7699
R27806SR												

shelf model in W55.5 D41.5 H47 | MM W1410 D1054 H1194

	OVERALL DIMENSIONS			SEAT DIMENSIONS			BACK DIMENSIONS		
	W	D	H	W	D	H	W	H	
IN	55.5	31	47	52	19	18	52	29	
MM	1410	787	1194	1321	483	457	1321	737	

RTA 00 1 per carton



Three Seater - Standard Back
 COM: 8 YD | 7.32 M
 Unit weight: 120 LB | 54.5 KG
 Carton weight: 152 LB | 68.95 KG
 Carton volume: 55.5 FT³ | 1.57 MT³

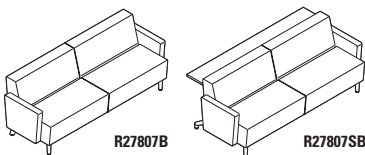
For power/USB unit, please see electrical placement chart.
 Includes ganging hardware (2 sides).
 Add \$101, \$84 for **(S2), (SE)**
 Add \$1067 for 72 lbs. **(CW), (C6)**
 Add \$179 for **(SU)** or \$655 for **(BS)**
 Add \$28 for **(TP)**
 Add \$243 for **(MB)**

	1	2	3	4	5	6	7	8	9	10	11	12
R27807	3783	4039	4256	4503	4912	5287	5664	5991	6400	6784	7303	8039
R27807S	4531	4787	5004	5251	5660	6035	6412	6739	7148	7532	8051	8787

shelf model in W78 D40.5 H32 | MM W1981 D1029 H813

	OVERALL DIMENSIONS			SEAT DIMENSIONS			BACK DIMENSIONS		
	W	D	H	W	D	H	W	H	
IN	78	30	32	78	19	18	78	14	
MM	1981	762	813	1981	483	457	1981	356	

RTA 00 1 per carton



Three Seater - Standard Back w/Uph Arms
 COM: 10 YD | 9.14 M
 Unit weight: 140 LB | 63.6 KG
 Carton weight: 170 LB | 77.11 KG
 Carton volume: 60.5 FT³ | 1.71 MT³

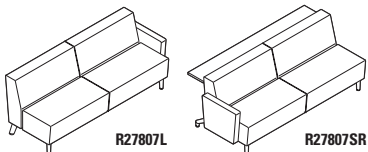
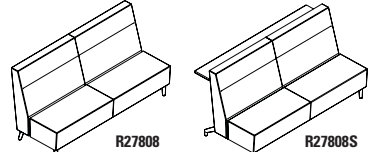
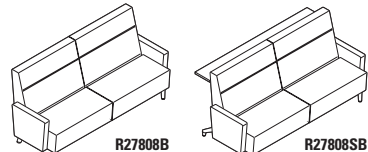
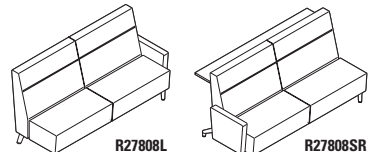
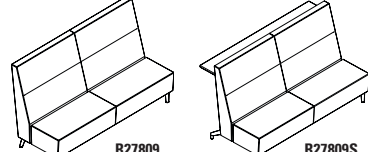
For power/USB unit, please see electrical placement chart.
 Ganging not available.
 Add \$137, \$84 for **(S2), (SE)**
 Add \$1067 for 72 lbs. **(CW), (C6)**
 Add \$179 for **(SU)** or \$655 for **(BS)**
 Add \$28 for **(TP)**
 Add \$243 for **(MB)**

	1	2	3	4	5	6	7	8	9	10	11	12
R27807B	4377	4697	4968	5277	5788	6257	6728	7137	7648	8128	8777	9697
R27807SB	5125	5445	5716	6025	6536	7005	7476	7885	8396	8876	9525	10445

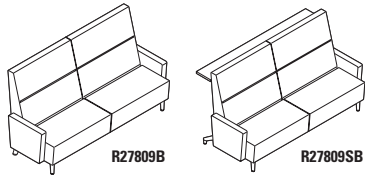
shelf model in W85 D40.5 H32 | MM W2159 D1029 H813

	OVERALL DIMENSIONS			SEAT DIMENSIONS			BACK DIMENSIONS		
	W	D	H	W	D	H	W	H	
IN	85	30	32	78	19	18	78	14	
MM	2159	762	813	1981	483	457	1981	356	

RTA 00 1 per carton

DESCRIPTION	FEATURES	MODEL#	STANDARD TEXTILE GRADES											
			1	2	3	4	5	6	7	8	9	10	11	12
 <p>R27807L R27807SR</p> <p>Three Seater - Standard Back w/Uph Arms (Left/Right) COM: 9 YD 8.23 M Unit weight: 130 LB 59.1 KG Carton weight: 160 LB 72.57 KG Carton volume: 60.5 FT³ 1.71 MT³</p>	<p>For power/USB unit, please see electrical placement chart.</p> <p>Includes ganging hardware (1 side only).</p> <p>Add \$120, \$84 for (S2), (SE) Add \$1067 for 72 lbs. (CW), (C6) Add \$179 for (SU) or \$655 for (BS) Add \$28 for (TP) Add \$243 for (MB)</p>	<p>R27807L</p> <p>R27807R</p> <p>R27807SL</p> <p>R27807SR</p> <p>shelf model in W81.5 D40.5 H32 MM W2070 D1029 H813</p>	4080	4368	4612	4890	5350	5772	6196	6564	7024	7456	8040	8868
		<p>OVERALL DIMENSIONS</p> <p>W D H</p> <p>IN 81.5 30 32 MM 2070 762 813</p> <p>SEAT DIMENSIONS</p> <p>W D H</p> <p>IN 78 19 18 MM 1981 483 457</p> <p>BACK DIMENSIONS</p> <p>W H</p> <p>IN 78 14 MM 1981 356</p> <p>RTA 00 1 per carton</p>												
 <p>R27808 R27808S</p> <p>Three Seater - High Back COM: 9.25 YD 8.46 M Unit weight: 138 LB 62.7 KG Carton weight: 177 LB 80.29 KG Carton volume: 69.75 FT³ 1.97 MT³</p>	<p>For power/USB unit, please see electrical placement chart.</p> <p>Includes ganging hardware (2 sides).</p> <p>Add \$136, \$84 for (S2), (SE) Add \$1067 for 72 lbs. (CW), (C6) Add \$179 for (SU) or \$655 for (BS) Add \$28 for (TP) Add \$243 for (MB)</p>	<p>R27808</p> <p>R27808S</p> <p>shelf model in W78 D41 H41.5 MM W1981 D1041 H1054</p>	4486	4782	5032	5319	5791	6225	6660	7039	7511	7955	8556	9407
		<p>OVERALL DIMENSIONS</p> <p>W D H</p> <p>IN 78 30.5 41.5 MM 1981 775 1054</p> <p>SEAT DIMENSIONS</p> <p>W D H</p> <p>IN 78 19 18 MM 1981 483 457</p> <p>BACK DIMENSIONS</p> <p>W H</p> <p>IN 78 23.5 MM 1981 597</p> <p>RTA 00 1 per carton</p>												
 <p>R27808B R27808SB</p> <p>Three Seater - High Back w/Uph Arms COM: 11.25 YD 10.29 M Unit weight: 158 LB 71.8 KG Carton weight: 190.5 LB 86.41 KG Carton volume: 69.75 FT³ 1.97 MT³</p>	<p>For power/USB unit, please see electrical placement chart.</p> <p>Ganging not available.</p> <p>Add \$175, \$84 for (S2), (SE) Add \$1067 for 72 lbs. (CW), (C6) Add \$179 for (SU) or \$655 for (BS) Add \$28 for (TP) Add \$243 for (MB)</p>	<p>R27808B</p> <p>R27808SB</p> <p>shelf model in W85 D41 H41.5 MM W2159 D1041 H1054</p>	5080	5440	5744	6093	6667	7195	7724	8185	8759	9299	10030	11065
		<p>OVERALL DIMENSIONS</p> <p>W D H</p> <p>IN 85 30.5 41.5 MM 2159 775 1054</p> <p>SEAT DIMENSIONS</p> <p>W D H</p> <p>IN 78 19 18 MM 1981 483 457</p> <p>BACK DIMENSIONS</p> <p>W H</p> <p>IN 78 23.5 MM 1981 597</p> <p>RTA 00 1 per carton</p>												
 <p>R27808L R27808SR</p> <p>Three Seater - High Back w/Uph Arms (Left/Right) COM: 10.25 YD 9.37 M Unit weight: 148 LB 67.3 KG Carton weight: 180.5 LB 81.87 KG Carton volume: 76.75 FT³ 2.17 MT³</p>	<p>For power/USB unit, please see electrical placement chart.</p> <p>Includes ganging hardware (1 side only).</p> <p>Add \$155, \$84 for (S2), (SE) Add \$1067 for 72 lbs. (CW), (C6) Add \$179 for (SU) or \$655 for (BS) Add \$28 for (TP) Add \$243 for (MB)</p>	<p>R27808L</p> <p>R27808R</p> <p>R27808SL</p> <p>R27808SR</p> <p>shelf model in W81.5 D41 H41.5 MM W2070 D1041 H1054</p>	4783	5111	5388	5706	6229	6710	7192	7612	8135	8627	9293	10236
		<p>OVERALL DIMENSIONS</p> <p>W D H</p> <p>IN 81.5 30.5 41.5 MM 2070 775 1054</p> <p>SEAT DIMENSIONS</p> <p>W D H</p> <p>IN 78 19 18 MM 1981 483 457</p> <p>BACK DIMENSIONS</p> <p>W H</p> <p>IN 78 23.5 MM 1981 597</p> <p>RTA 00 1 per carton</p>												
 <p>R27809 R27809S</p> <p>Three Seater - Extended Back COM: 10 YD 9.14 M Unit weight: 135 LB 61.4 KG Carton weight: 165 LB 74.84 KG Carton volume: 79.25 FT³ 2.24 MT³</p>	<p>For power/USB unit, please see electrical placement chart.</p> <p>Includes ganging hardware (2 sides).</p> <p>Add \$143, \$84 for (S2), (SE) Add \$1067 for 72 lbs. (CW), (C6) Add \$179 for (SU) or \$655 for (BS) Add \$28 for (TP) Add \$243 for (MB)</p>	<p>R27809</p> <p>R27809S</p> <p>shelf model in W78 D41.5 H47 MM W1981 D1054 H1194</p>	4764	5084	5355	5664	6175	6644	7115	7524	8035	8515	9164	10084
		<p>OVERALL DIMENSIONS</p> <p>W D H</p> <p>IN 78 31 47 MM 1981 787 1194</p> <p>SEAT DIMENSIONS</p> <p>W D H</p> <p>IN 78 19 18 MM 1981 483 457</p> <p>BACK DIMENSIONS</p> <p>W H</p> <p>IN 78 29 MM 1981 737</p> <p>RTA 00 1 per carton</p>												

DESCRIPTION FEATURES MODEL# STANDARD TEXTILE GRADES



Three Seater - Extended Back w/Uph Arms
 COM: 12 YD | 10.97 M
 Unit weight: 155 LB | 70.5 KG
 Carton weight: 190 LB | 86.18 KG
 Carton volume: 86.25 FT³ | 2.44 MT³

For power/USB unit, please see electrical placement chart.

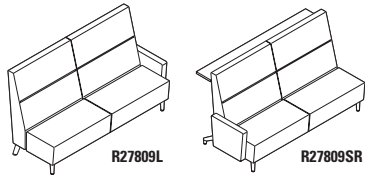
Ganging not available.

Add \$174, \$84 for **(S2)**, **(SE)**
 Add \$1067 for 72 lbs. **(CW)**, **(C6)**
 Add \$179 for **(SU)** or \$655 for **(BS)**
 Add \$28 for **(TP)**
 Add \$243 for **(MB)**

	1	2	3	4	5	6	7	8	9	10	11	12
R27809B	5358	5742	6067	6438	7051	7614	8179	8670	9283	9859	10638	11742
R27809SB	6106	6490	6815	7186	7799	8362	8927	9418	10031	10607	11386	12490

shelf model in W85 D41.5 H47 | MM W2159 D1054 H1194

	OVERALL DIMENSIONS			SEAT DIMENSIONS			BACK DIMENSIONS	
	W	D	H	W	D	H	W	H
IN	85	31	47	78	19	18	78	29
MM	2159	787	1194	1981	483	457	1981	737
RTA 00				1 per carton				



Three Seater - Extended Back w/Uph Arms (Left/Right)
 COM: 11 YD | 10.06 M
 Unit weight: 145 LB | 65.9 KG
 Carton weight: 180 LB | 81.65 KG
 Carton volume: 86.25 FT³ | 2.44 MT³

For power/USB unit, please see electrical placement chart.

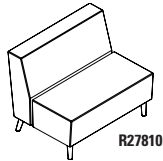
Includes ganging hardware (1 side only).

Add \$162, \$84 for **(S2)**, **(SE)**
 Add \$1067 for 72 lbs. **(CW)**, **(C6)**
 Add \$179 for **(SU)** or \$655 for **(BS)**
 Add \$28 for **(TP)**
 Add \$243 for **(MB)**

	1	2	3	4	5	6	7	8	9	10	11	12
R27809L	5061	5413	5711	6051	6613	7129	7647	8097	8659	9187	9901	10913
R27809R												
R27809SL	5809	6161	6459	6799	7361	7877	8395	8845	9407	9935	10649	11661
R27809SR												

shelf model in W81.5 D41.5 H47 | MM W2070 D1054 H1194

	OVERALL DIMENSIONS			SEAT DIMENSIONS			BACK DIMENSIONS	
	W	D	H	W	D	H	W	H
IN	81.5	31	47	78	19	18	78	29
MM	2070	787	1194	1981	483	457	1981	737
RTA 00				1 per carton				



Bariatric Lounge Chair - Standard Back
 COM: 4.25 YD | 3.89 M
 Unit weight: 69 LB | 31.4 KG
 Carton weight: 90 LB | 40.82 KG
 Carton volume: 28.75 FT³ | 0.81 MT³

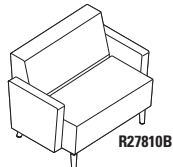
For power/USB unit, please see electrical placement chart.

Includes ganging hardware (2 sides).

Add \$61, \$52 for **(S2)**, **(SE)**
 Add \$533 for 36 lbs. **(CW)**
 Add \$83 for **(SU)** or \$387 for **(BS)**
 Add \$28 for **(TP)**
 Add \$122 for **(MB)**

	1	2	3	4	5	6	7	8	9	10	11	12
R27810	2303	2439	2554	2686	2902	3102	3302	3476	3693	3897	4173	4564

	OVERALL DIMENSIONS			SEAT DIMENSIONS			BACK DIMENSIONS	
	W	D	H	W	D	H	W	H
IN	39	30	32	39	19	18	39	14
MM	991	762	813	991	483	457	991	356
RTA 00				1 per carton				



Bariatric Lounge Chair - Standard Back w/Uph Arms
 COM: 6.25 YD | 5.72 M
 Unit weight: 89 LB | 40.5 KG
 Carton weight: 108 LB | 48.99 KG
 Carton volume: 33 FT³ | 0.93 MT³

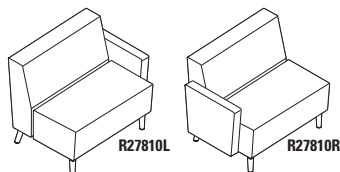
For power/USB unit, please see electrical placement chart.

Ganging not available.

Add \$102, \$52 for **(S2)**, **(SE)**
 Add \$533 for 36 lbs. **(CW)**
 Add \$83 for **(SU)** or \$387 for **(BS)**
 Add \$28 for **(TP)**
 Add \$122 for **(MB)**

	1	2	3	4	5	6	7	8	9	10	11	12
R27810B	2897	3097	3266	3460	3778	4072	4366	4622	4941	5241	5647	6222

	OVERALL DIMENSIONS			SEAT DIMENSIONS			BACK DIMENSIONS	
	W	D	H	W	D	H	W	H
IN	46	30	32	39	19	18	39	14
MM	1168	762	813	991	483	457	991	356
RTA 00				1 per carton				



Bariatric Lounge Chair - Standard Back w/Uph Arms (Left/Right)
 COM: 5.25 YD | 4.8 M
 Unit weight: 79 LB | 35.9 KG
 Carton weight: 98 LB | 44.45 KG
 Carton volume: 33 FT³ | 0.93 MT³


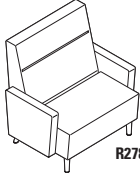
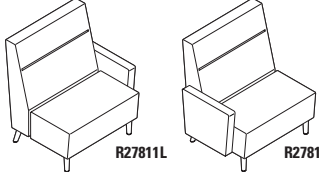
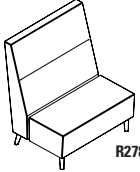

For power/USB unit, please see electrical placement chart.

Includes ganging hardware (1 side only).

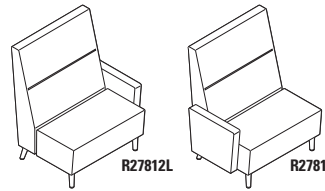
Add \$82, \$52 for **(S2)**, **(SE)**
 Add \$533 for 36 lbs. **(CW)**
 Add \$83 for **(SU)** or \$387 for **(BS)**
 Add \$28 for **(TP)**
 Add \$122 for **(MB)**

	1	2	3	4	5	6	7	8	9	10	11	12
R27810L	2600	2768	2910	3073	3340	3587	3834	4049	4317	4569	4910	5393
R27810R												

	OVERALL DIMENSIONS			SEAT DIMENSIONS			BACK DIMENSIONS	
	W	D	H	W	D	H	W	H
IN	42.5	30	32	39	19	18	39	14
MM	1080	762	813	991	483	457	991	356
RTA 00				1 per carton				

DESCRIPTION	FEATURES	MODEL#	STANDARD TEXTILE GRADES																													
			1	2	3	4	5	6	7	8	9	10	11	12																		
 <p>R27811</p> <p>Bariatric Lounge Chair - High Back COM: 4.75 YD 4.34 M Unit weight: 77 LB 35 KG Carton weight: 98 LB 44.45 KG Carton volume: 36 FT³ 1.01 MT³</p>	<p>For power/USB unit, please see electrical placement chart.</p> <p>Includes ganging hardware (2 sides).</p> <p>Add \$81, \$52 for (S2), (SE) Add \$533 for 36 lbs. (CW) Add \$83 for (SU) or \$387 for (BS) Add \$28 for (TP) Add \$122 for (MB)</p>	R27811	2585	2737	2865	3013	3255	3478	3701	3896	4138	4366	4675	5112																		
		<table border="1"> <thead> <tr> <th colspan="3">OVERALL DIMENSIONS</th> <th colspan="3">SEAT DIMENSIONS</th> <th colspan="2">BACK DIMENSIONS</th> </tr> <tr> <th>W</th> <th>D</th> <th>H</th> <th>W</th> <th>D</th> <th>H</th> <th>W</th> <th>H</th> </tr> </thead> <tbody> <tr> <td>IN 39</td> <td>30.5</td> <td>41.5</td> <td>39</td> <td>19</td> <td>18</td> <td>39</td> <td>23.5</td> </tr> <tr> <td>MM 991</td> <td>775</td> <td>1054</td> <td>991</td> <td>483</td> <td>457</td> <td>991</td> <td>597</td> </tr> </tbody> </table> <p>RTA 00 1 per carton</p>	OVERALL DIMENSIONS			SEAT DIMENSIONS			BACK DIMENSIONS		W	D	H	W	D	H	W	H	IN 39	30.5	41.5	39	19	18	39	23.5	MM 991	775	1054	991	483	457
OVERALL DIMENSIONS			SEAT DIMENSIONS			BACK DIMENSIONS																										
W	D	H	W	D	H	W	H																									
IN 39	30.5	41.5	39	19	18	39	23.5																									
MM 991	775	1054	991	483	457	991	597																									
 <p>R27811B</p> <p>Bariatric Lounge Chair - High Back w/Uph Arms COM: 6.75 YD 6.17 M Unit weight: 97 LB 44.1 KG Carton weight: 117.5 LB 53.3 KG Carton volume: 42.25 FT³ 1.19 MT³</p>	<p>For power/USB unit, please see electrical placement chart.</p> <p>Ganging not available.</p> <p>Add \$120, \$52 for (S2), (SE) Add \$533 for 36 lbs. (CW) Add \$83 for (SU) or \$387 for (BS) Add \$28 for (TP) Add \$122 for (MB)</p>	R27811B	3179	3395	3577	3787	4131	4448	4765	5042	5386	5710	6149	6770																		
		<table border="1"> <thead> <tr> <th colspan="3">OVERALL DIMENSIONS</th> <th colspan="3">SEAT DIMENSIONS</th> <th colspan="2">BACK DIMENSIONS</th> </tr> <tr> <th>W</th> <th>D</th> <th>H</th> <th>W</th> <th>D</th> <th>H</th> <th>W</th> <th>H</th> </tr> </thead> <tbody> <tr> <td>IN 46</td> <td>30.5</td> <td>41.5</td> <td>39</td> <td>19</td> <td>18</td> <td>39</td> <td>23.5</td> </tr> <tr> <td>MM 1168</td> <td>775</td> <td>1054</td> <td>991</td> <td>483</td> <td>457</td> <td>991</td> <td>597</td> </tr> </tbody> </table> <p>RTA 00 1 per carton</p>	OVERALL DIMENSIONS			SEAT DIMENSIONS			BACK DIMENSIONS		W	D	H	W	D	H	W	H	IN 46	30.5	41.5	39	19	18	39	23.5	MM 1168	775	1054	991	483	457
OVERALL DIMENSIONS			SEAT DIMENSIONS			BACK DIMENSIONS																										
W	D	H	W	D	H	W	H																									
IN 46	30.5	41.5	39	19	18	39	23.5																									
MM 1168	775	1054	991	483	457	991	597																									
 <p>R27811L R27811R</p> <p>Bariatric Lounge Chair - High Back w/Uph Arms (Left/Right) COM: 5.75 YD 5.26 M Unit weight: 87 LB 39.5 KG Carton weight: 107.5 LB 48.76 KG Carton volume: 42.25 FT³ 1.19 MT³</p>	<p>For power/USB unit, please see electrical placement chart.</p> <p>Includes ganging hardware (1 side only).</p> <p>Add \$100, \$52 for (S2), (SE) Add \$533 for 36 lbs. (CW) Add \$83 for (SU) or \$387 for (BS) Add \$28 for (TP) Add \$122 for (MB)</p>	R27811L	2882	3066	3221	3400	3693	3963	4233	4469	4762	5038	5412	5941																		
		R27811R																														
<table border="1"> <thead> <tr> <th colspan="3">OVERALL DIMENSIONS</th> <th colspan="3">SEAT DIMENSIONS</th> <th colspan="2">BACK DIMENSIONS</th> </tr> <tr> <th>W</th> <th>D</th> <th>H</th> <th>W</th> <th>D</th> <th>H</th> <th>W</th> <th>H</th> </tr> </thead> <tbody> <tr> <td>IN 42.5</td> <td>30.5</td> <td>41.5</td> <td>39</td> <td>19</td> <td>18</td> <td>39</td> <td>23.5</td> </tr> <tr> <td>MM 1080</td> <td>775</td> <td>1054</td> <td>991</td> <td>483</td> <td>457</td> <td>991</td> <td>597</td> </tr> </tbody> </table> <p>RTA 00 1 per carton</p>	OVERALL DIMENSIONS			SEAT DIMENSIONS			BACK DIMENSIONS		W	D	H	W	D	H	W	H	IN 42.5	30.5	41.5	39	19	18	39	23.5	MM 1080	775	1054	991	483	457	991	597
OVERALL DIMENSIONS			SEAT DIMENSIONS			BACK DIMENSIONS																										
W	D	H	W	D	H	W	H																									
IN 42.5	30.5	41.5	39	19	18	39	23.5																									
MM 1080	775	1054	991	483	457	991	597																									
 <p>R27812</p> <p>Bariatric Lounge Chair - Extended Back COM: 5.25 YD 4.8 M Unit weight: 91 LB 41.4 KG Carton weight: 115 LB 52.16 KG Carton volume: 41 FT³ 1.16 MT³</p>	<p>For power/USB unit, please see electrical placement chart.</p> <p>Includes ganging hardware (2 sides).</p> <p>Add \$85, \$52 for (S2), (SE) Add \$533 for 36 lbs. (CW) Add \$83 for (SU) or \$387 for (BS) Add \$28 for (TP) Add \$122 for (MB)</p>	R27812	2697	2865	3007	3170	3437	3684	3931	4146	4414	4666	5007	5490																		
		<table border="1"> <thead> <tr> <th colspan="3">OVERALL DIMENSIONS</th> <th colspan="3">SEAT DIMENSIONS</th> <th colspan="2">BACK DIMENSIONS</th> </tr> <tr> <th>W</th> <th>D</th> <th>H</th> <th>W</th> <th>D</th> <th>H</th> <th>W</th> <th>H</th> </tr> </thead> <tbody> <tr> <td>IN 39</td> <td>31</td> <td>47</td> <td>39</td> <td>19</td> <td>18</td> <td>39</td> <td>29</td> </tr> <tr> <td>MM 991</td> <td>787</td> <td>1194</td> <td>991</td> <td>483</td> <td>457</td> <td>991</td> <td>737</td> </tr> </tbody> </table> <p>RTA 00 1 per carton</p>	OVERALL DIMENSIONS			SEAT DIMENSIONS			BACK DIMENSIONS		W	D	H	W	D	H	W	H	IN 39	31	47	39	19	18	39	29	MM 991	787	1194	991	483	457
OVERALL DIMENSIONS			SEAT DIMENSIONS			BACK DIMENSIONS																										
W	D	H	W	D	H	W	H																									
IN 39	31	47	39	19	18	39	29																									
MM 991	787	1194	991	483	457	991	737																									
 <p>R27812B</p> <p>Bariatric Lounge Chair - Extended Back w/Uph Arms COM: 7.25 YD 6.63 M Unit weight: 111 LB 50.5 KG Carton weight: 132.5 LB 60.1 KG Carton volume: 47.25 FT³ 1.33 MT³</p>	<p>For power/USB unit, please see electrical placement chart.</p> <p>Ganging not available.</p> <p>Add \$127, \$52 for (S2), (SE) Add \$533 for 36 lbs. (CW) Add \$83 for (SU) or \$387 for (BS) Add \$28 for (TP) Add \$122 for (MB)</p>	R27812B	3291	3523	3719	3944	4313	4654	4995	5292	5662	6010	6481	7148																		
		<table border="1"> <thead> <tr> <th colspan="3">OVERALL DIMENSIONS</th> <th colspan="3">SEAT DIMENSIONS</th> <th colspan="2">BACK DIMENSIONS</th> </tr> <tr> <th>W</th> <th>D</th> <th>H</th> <th>W</th> <th>D</th> <th>H</th> <th>W</th> <th>H</th> </tr> </thead> <tbody> <tr> <td>IN 46</td> <td>31</td> <td>47</td> <td>39</td> <td>19</td> <td>18</td> <td>39</td> <td>29</td> </tr> <tr> <td>MM 1168</td> <td>787</td> <td>1194</td> <td>991</td> <td>483</td> <td>457</td> <td>991</td> <td>737</td> </tr> </tbody> </table> <p>RTA 00 1 per carton</p>	OVERALL DIMENSIONS			SEAT DIMENSIONS			BACK DIMENSIONS		W	D	H	W	D	H	W	H	IN 46	31	47	39	19	18	39	29	MM 1168	787	1194	991	483	457
OVERALL DIMENSIONS			SEAT DIMENSIONS			BACK DIMENSIONS																										
W	D	H	W	D	H	W	H																									
IN 46	31	47	39	19	18	39	29																									
MM 1168	787	1194	991	483	457	991	737																									

DESCRIPTION FEATURES MODEL# STANDARD TEXTILE GRADES



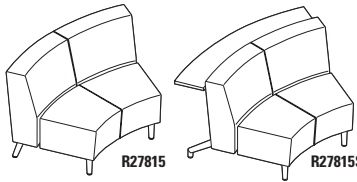
Bariatric Lounge Chair - Extended Back w/Uph Arms (Left/Right)
 COM: 6.25 YD | 5.72 M
 Unit weight: 101 LB | 45.9 KG
 Carton weight: 122.5 LB | 55.57 KG
 Carton volume: 47.25 FT³ | 1.33 MT³

For power/USB unit, please see electrical placement chart.

Includes ganging hardware (1 side only).

Add \$106, \$52 for **(S2)**, **(SE)**
 Add \$533 for 36 lbs. **(CW)**
 Add \$83 for **(SU)** or \$387 for **(BS)**
 Add \$28 for **(TP)**
 Add \$122 for **(MB)**

	1	2	3	4	5	6	7	8	9	10	11	12
R27812L	2994	3194	3363	3557	3875	4169	4463	4719	5038	5338	5744	6319
R27812R												
OVERALL DIMENSIONS			SEAT DIMENSIONS			BACK DIMENSIONS						
	W	D	H	W	D	H	W	H				
IN	42.5	31	47	39	19	18	39	29				
MM	1080	787	1194	991	483	457	991	737				
RTA 00	1 per carton											



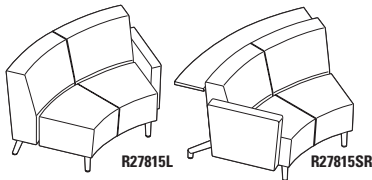
IS Curve Two Seater - Standard Back
 COM: 5 YD | 4.57 M
 Unit weight: 67 LB | 30.5 KG
 Carton weight: 93 LB | 42.18 KG
 Carton volume: 42.75 FT³ | 1.21 MT³

For power/USB unit, please see electrical placement chart.

Includes ganging hardware (2 sides).

Add \$85, \$61 for **(S2)**, **(SE)**
 Add \$1067 for 72 lbs. **(CW)**, **(C6)**
 Add \$108 for **(SU)** or \$446 for **(BS)**
 Add \$35 for **(TP)**
 Add \$161 for **(MB)**

	1	2	3	4	5	6	7	8	9	10	11	12
R27815	2643	2803	2938	3093	3348	3583	3818	4023	4278	4518	4843	5303
R27815S	3561	3721	3856	4011	4266	4501	4736	4941	5196	5436	5761	6221
shelf model IN W58 D40.5 H32 MM W1473 D1029 H813												
OVERALL DIMENSIONS			SEAT DIMENSIONS			BACK DIMENSIONS						
	W	D	H	W	D	H	W	H				
IN	50.5	30	32	42	19	18	51	14				
MM	1283	762	813	1067	483	457	1295	356				
RTA 00	1 per carton											



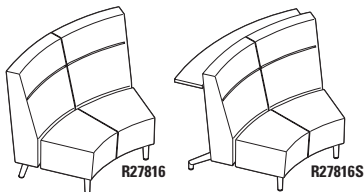
IS Curve Two Seater - Standard Back w/Uph Arms (Left/Right)
 COM: 6 YD | 5.49 M
 Unit weight: 77 LB | 35 KG
 Carton weight: 102 LB | 46.27 KG
 Carton volume: 43.5 FT³ | 1.23 MT³

For power/USB unit, please see electrical placement chart.

Includes ganging hardware (1 side only).

Add \$106, \$61 for **(S2)**, **(SE)**
 Add \$1067 for 72 lbs. **(CW)**, **(C6)**
 Add \$108 for **(SU)** or \$446 for **(BS)**
 Add \$35 for **(TP)**
 Add \$161 for **(MB)**

	1	2	3	4	5	6	7	8	9	10	11	12
R27815L	2940	3132	3294	3480	3786	4068	4350	4596	4902	5190	5580	6132
R27815R												
R27815SL	3858	4050	4212	4398	4704	4986	5268	5514	5820	6108	6498	7050
R27815SR												
shelf model IN W61.5 D40.5 H32 MM W1562 D1029 H813												
OVERALL DIMENSIONS			SEAT DIMENSIONS			BACK DIMENSIONS						
	W	D	H	W	D	H	W	H				
IN	54	30	32	42	19	18	51	14				
MM	1372	762	813	1067	483	457	1295	356				
RTA 00	1 per carton											



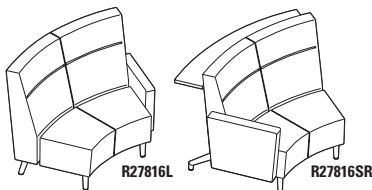
IS Curve Two Seater - High Back
 COM: 6.5 YD | 5.93 M
 Unit weight: 78 LB | 35.5 KG
 Carton weight: 106 LB | 48.08 KG
 Carton volume: 53.75 FT³ | 1.52 MT³

For power/USB unit, please see electrical placement chart.

Includes ganging hardware (2 sides).

Add \$115, \$61 for **(S2)**, **(SE)**
 Add \$1067 for 72 lbs. **(CW)**, **(C6)**
 Add \$108 for **(SU)** or \$446 for **(BS)**
 Add \$35 for **(TP)**
 Add \$161 for **(MB)**

	1	2	3	4	5	6	7	8	9	10	11	12
R27816	3185	3361	3510	3680	3961	4219	4478	4703	4984	5248	5605	6111
R27816S	4101	4277	4426	4596	4877	5135	5394	5619	5900	6164	6521	7027
shelf model IN W58.5 D41 H41.5 MM W1486 D1041 H1054												
OVERALL DIMENSIONS			SEAT DIMENSIONS			BACK DIMENSIONS						
	W	D	H	W	D	H	W	H				
IN	51	30.5	41.5	42	19	18	51	23.5				
MM	1295	775	1054	1067	483	457	1295	597				
RTA 00	1 per carton											



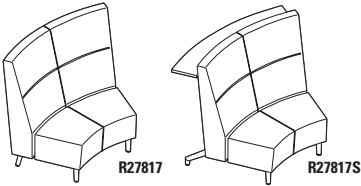
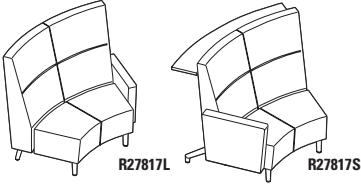
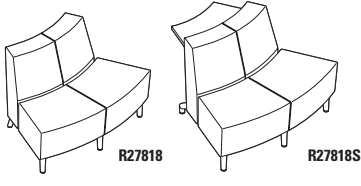
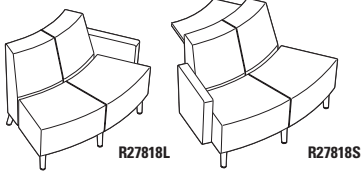
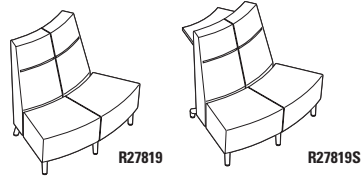
IS Curve Two Seater - High Back w/Uph Arms (Left/Right)
 COM: 6.5 YD | 5.94 M
 Unit weight: 88 LB | 40 KG
 Carton weight: 115 LB | 52.16 KG
 Carton volume: 55.5 FT³ | 1.57 MT³

For power/USB unit, please see electrical placement chart.

Includes ganging hardware (1 side only).

Add \$134, \$61 for **(S2)**, **(SE)**
 Add \$1067 for 72 lbs. **(CW)**, **(C6)**
 Add \$108 for **(SU)** or \$446 for **(BS)**
 Add \$35 for **(TP)**
 Add \$161 for **(MB)**

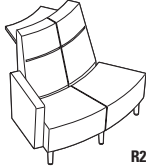
	1	2	3	4	5	6	7	8	9	10	11	12
R27816L	3482	3690	3866	4067	4399	4704	5010	5276	5608	5920	6342	6940
R27816R												
R27816SL	4398	4606	4782	4983	5315	5620	5926	6192	6524	6836	7258	7856
R27816SR												
shelf model IN W62 D41 H41.5 MM W1575 D1041 H1054												
OVERALL DIMENSIONS			SEAT DIMENSIONS			BACK DIMENSIONS						
	W	D	H	W	D	H	W	H				
IN	54.5	30.5	41.5	42	19	18	51	23.5				
MM	1384	775	1054	1067	483	457	1295	597				
RTA 00	1 per carton											

DESCRIPTION	FEATURES	MODEL#	STANDARD TEXTILE GRADES											
			1	2	3	4	5	6	7	8	9	10	11	12
 <p>IS Curve Two Seater - Extended Back COM: 6 YD 5.49 M Unit weight: 84 LB 38.2 KG Carton weight: 118 LB 53.52 KG Carton volume: 61 FT³ 1.72 MT³</p>	<p>For power/USB unit, please see electrical placement chart.</p> <p>Includes ganging hardware (2 sides).</p> <p>Add \$123, \$61 for (S2), (SE) Add \$1067 for 72 lbs. (CW), (C6) Add \$108 for (SU) or \$446 for (BS) Add \$35 for (TP) Add \$161 for (MB)</p>													
		<p>R27817</p> <p>3498 3690 3852 4038 4344 4626 4908 5154 5460 5748 6138 6690</p> <p>R27817S</p> <p>4414 4606 4768 4954 5260 5542 5824 6070 6376 6664 7054 7606</p> <p>shelf model IN W59 D41.5 H47 MM W1499 D1054 H1194</p>												
			<p>OVERALL DIMENSIONS</p> <p>W D H</p>			<p>SEAT DIMENSIONS</p> <p>W D H</p>			<p>BACK DIMENSIONS</p> <p>W H</p>					
			IN 51.5	31	47	42	19	18	51	29				
			MM 1308	787	1194	1067	483	457	1295	737				
			RTA 00	1 per carton										
 <p>IS Curve Two Seater - Extended Back w/Uph Arms (Left/Right) COM: 7 YD 6.4 M Unit weight: 94 LB 42.7 KG Carton weight: 122 LB 55.34 KG Carton volume: 62.25 FT³ 1.76 MT³</p>	<p>For power/USB unit, please see electrical placement chart.</p> <p>Includes ganging hardware (1 side only).</p> <p>Add \$142, \$61 for (S2), (SE) Add \$1067 for 72 lbs. (CW), (C6) Add \$108 for (SU) or \$446 for (BS) Add \$35 for (TP) Add \$161 for (MB)</p>													
		<p>R27817L</p> <p>3795 4019 4208 4425 4782 5111 5440 5727 6084 6420 6875 7519</p> <p>R27817R</p> <p>4711 4935 5124 5341 5698 6027 6356 6643 7000 7336 7791 8435</p> <p>R27817SL</p> <p>4711 4935 5124 5341 5698 6027 6356 6643 7000 7336 7791 8435</p> <p>R27817SR</p> <p>4711 4935 5124 5341 5698 6027 6356 6643 7000 7336 7791 8435</p> <p>shelf model IN W62.5 D41.5 H47 MM W1588 D1054 H1194</p>												
			<p>OVERALL DIMENSIONS</p> <p>W D H</p>			<p>SEAT DIMENSIONS</p> <p>W D H</p>			<p>BACK DIMENSIONS</p> <p>W H</p>					
			IN 54	31	47	42	19	18	51	29				
			MM 1372	787	1194	1067	483	457	1295	737				
			RTA 00	1 per carton										
 <p>OS Curve Two Seater - Standard Back COM: 4.25 YD 3.89 M Unit weight: 67 LB 30.5 KG Carton weight: 93 LB 42.18 KG Carton volume: 42.75 FT³ 1.21 MT³</p>	<p>For power/USB unit, please see electrical placement chart.</p> <p>Includes ganging hardware (2 sides).</p> <p>Add \$75, \$68 for (S2), (SE) Add \$1067 for 72 lbs. (CW), (C6) Add \$108 for (SU) or \$536 for (BS) Add \$35 for (TP) Add \$161 for (MB)</p>													
		<p>R27818</p> <p>2699 2835 2950 3082 3298 3498 3698 3872 4089 4293 4569 4960</p> <p>R27818S</p> <p>3198 3334 3449 3581 3797 3997 4197 4371 4588 4792 5068 5459</p> <p>shelf model IN W50 D40.5 H32 MM W1270 D1029 H813</p>												
			<p>OVERALL DIMENSIONS</p> <p>W D H</p>			<p>SEAT DIMENSIONS</p> <p>W D H</p>			<p>BACK DIMENSIONS</p> <p>W H</p>					
			IN 50	30	32	50	19	18	36	14				
			MM 1270	762	813	1270	483	457	914	356				
			RTA 00	1 per carton										
 <p>OS Curve Two Seater - Standard Back w/Uph Arms (Left/Right) COM: 5.25 YD 4.8 M Unit weight: 77 LB 35 KG Carton weight: 102 LB 46.27 KG Carton volume: 43.5 FT³ 1.23 MT³</p>	<p>For power/USB unit, please see electrical placement chart.</p> <p>Includes ganging hardware (1 side only).</p> <p>Add \$96, \$68 for (S2), (SE) Add \$1067 for 72 lbs. (CW), (C6) Add \$108 for (SU) or \$536 for (BS) Add \$35 for (TP) Add \$161 for (MB)</p>													
		<p>R27818L</p> <p>2996 3164 3306 3469 3736 3983 4230 4445 4713 4965 5306 5789</p> <p>R27818R</p> <p>3495 3663 3805 3968 4235 4482 4729 4944 5212 5464 5805 6288</p> <p>R27818SL</p> <p>3495 3663 3805 3968 4235 4482 4729 4944 5212 5464 5805 6288</p> <p>R27818SR</p> <p>3495 3663 3805 3968 4235 4482 4729 4944 5212 5464 5805 6288</p> <p>shelf model IN W53.5 D40.5 H32 MM W1359 D1029 H813</p>												
			<p>OVERALL DIMENSIONS</p> <p>W D H</p>			<p>SEAT DIMENSIONS</p> <p>W D H</p>			<p>BACK DIMENSIONS</p> <p>W H</p>					
			IN 53.5	30	32	50	19	18	36	14				
			MM 1359	762	813	1270	483	457	914	356				
			RTA 00	1 per carton										
 <p>OS Curve Two Seater - High Back COM: 5.25 YD 4.8 M Unit weight: 73 LB 33.2 KG Carton weight: 101 LB 45.81 KG Carton volume: 53.75 FT³ 1.52 MT³</p>	<p>For power/USB unit, please see electrical placement chart.</p> <p>Includes ganging hardware (2 sides).</p> <p>Add \$99, \$68 for (S2), (SE) Add \$1067 for 72 lbs. (CW), (C6) Add \$108 for (SU) or \$536 for (BS) Add \$35 for (TP) Add \$161 for (MB)</p>													
		<p>R27819</p> <p>3242 3410 3552 3715 3982 4229 4476 4691 4959 5211 5552 6035</p> <p>R27819S</p> <p>3741 3909 4051 4214 4481 4728 4975 5190 5458 5710 6051 6534</p> <p>shelf model IN W50 D41 H41.5 MM W1270 D1041 H1054</p>												
			<p>OVERALL DIMENSIONS</p> <p>W D H</p>			<p>SEAT DIMENSIONS</p> <p>W D H</p>			<p>BACK DIMENSIONS</p> <p>W H</p>					
			IN 50	30.5	41.5	50	19	18	32	23.5				
			MM 1270	775	1054	1270	483	457	813	597				
			RTA 00	1 per carton										

DESCRIPTION FEATURES MODEL# STANDARD TEXTILE GRADES



R27819L



R27819SR

OS Curve Two Seater - High Back w/Uph Arms (Left/Right)
 COM: 6.25 YD | 5.72 M
 Unit weight: 83 LB | 37.7 KG
 Carton weight: 110 LB | 49.9 KG
 Carton volume: 55.5 FT³ | 1.57 MT³

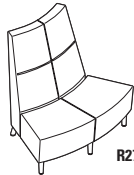
For power/USB unit, please see electrical placement chart.

Includes ganging hardware (1 side only).

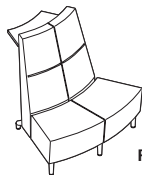
Add \$118, \$68 for **(S2), (SE)**
 Add \$1067 for 72 lbs. **(CW), (C6)**
 Add \$108 for **(SU)** or \$536 for **(BS)**
 Add \$35 for **(TP)**
 Add \$161 for **(MB)**

	1	2	3	4	5	6	7	8	9	10	11	12
R27819L	3539	3739	3908	4102	4420	4714	5008	5264	5583	5883	6289	6864
R27819R												
R27819SL	4038	4238	4407	4601	4919	5213	5507	5763	6082	6382	6788	7363
R27819SR												

	OVERALL DIMENSIONS			SEAT DIMENSIONS			BACK DIMENSIONS					
	W	D	H	W	D	H	W	H				
IN	53.5	30.5	41.5	50	19	18	32	23.5				
MM	1359	775	1054	1270	483	457	813	597				
RTA 00	1 per carton											



R27820



R27820S

OS Curve Two Seater - Extended Back
 COM: 6.25 YD | 5.72 M
 Unit weight: 75 LB | 34.1 KG
 Carton weight: 109 LB | 49.44 KG
 Carton volume: 61 FT³ | 1.72 MT³

For power/USB unit, please see electrical placement chart.

Includes ganging hardware (2 sides).

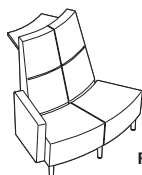
Add \$104, \$68 for **(S2), (SE)**
 Add \$1067 for 72 lbs. **(CW), (C6)**
 Add \$108 for **(SU)** or \$536 for **(BS)**
 Add \$35 for **(TP)**
 Add \$161 for **(MB)**

	1	2	3	4	5	6	7	8	9	10	11	12
R27820	3553	3753	3922	4116	4434	4728	5022	5278	5597	5897	6303	6878
R27820S	4052	4252	4421	4615	4933	5227	5521	5777	6096	6396	6802	7377

	OVERALL DIMENSIONS			SEAT DIMENSIONS			BACK DIMENSIONS					
	W	D	H	W	D	H	W	H				
IN	50	31	47	50	19	18	28	29				
MM	1270	787	1194	1270	483	457	711	737				
RTA 00	1 per carton											



R27820L



R27820SR

OS Curve Two Seater - Extended Back w/Uph Arms (Left/Right)
 COM: 7.25 YD | 6.63 M
 Unit weight: 85 LB | 38.6 KG
 Carton weight: 113 LB | 51.26 KG
 Carton volume: 62.25 FT³ | 1.76 MT³

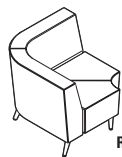
For power/USB unit, please see electrical placement chart.

Includes ganging hardware (1 side only).

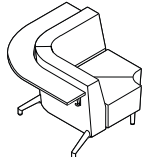
Add \$126, \$68 for **(S2), (SE)**
 Add \$1067 for 72 lbs. **(CW), (C6)**
 Add \$108 for **(SU)** or \$536 for **(BS)**
 Add \$35 for **(TP)**
 Add \$161 for **(MB)**

	1	2	3	4	5	6	7	8	9	10	11	12
R27820L	3850	4082	4278	4503	4872	5213	5554	5851	6221	6569	7040	7707
R27820R												
R27820SL	4349	4581	4777	5002	5371	5712	6053	6350	6720	7068	7539	8206
R27820SR												

	OVERALL DIMENSIONS			SEAT DIMENSIONS			BACK DIMENSIONS					
	W	D	H	W	D	H	W	H				
IN	53.5	31	47	50	19	18	28	29				
MM	1359	787	1194	1270	483	457	711	737				
RTA 00	1 per carton											



R27821



R27821S

90° Corner - Standard Back
 COM: 6 YD | 5.49 M
 Unit weight: 79 LB | 35.9 KG
 Carton weight: 105 LB | 47.63 KG
 Carton volume: 35.5 FT³ | 1 MT³

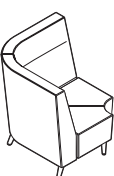
No power/USB unit.

Includes ganging hardware (2 sides).

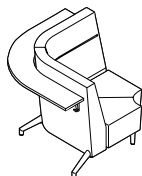
Add \$95, \$47 for **(S2), (SE)**
 Add \$533 for 36 lbs. **(CW), (C6)**
 Add \$108 for **(SU)** or \$536 for **(BS)**
 Add \$35 for **(TP)**
 Add \$161 for **(MB)**

	1	2	3	4	5	6	7	8	9	10	11	12
R27821	3676	3868	4030	4216	4522	4804	5086	5332	5638	5926	6316	6868
R27821S	4674	4866	5028	5214	5520	5802	6084	6330	6636	6924	7314	7866

	OVERALL DIMENSIONS			SEAT DIMENSIONS			BACK DIMENSIONS					
	W	D	H	W	D	H	W	H				
IN	37.5	37.5	32	24	19	18	24	14				
MM	953	953	813	610	483	457	610	356				
RTA 00	1 per carton											



R27822



R27822S

90° Corner - High Back
 COM: 7.75 YD | 7.09 M
 Unit weight: 95 LB | 43.2 KG
 Carton weight: 119 LB | 53.98 KG
 Carton volume: 44.5 FT³ | 1.26 MT³

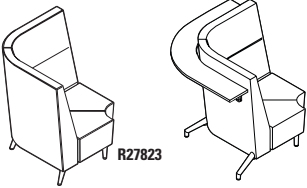
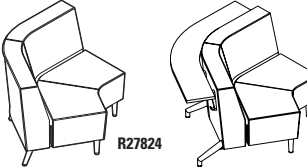
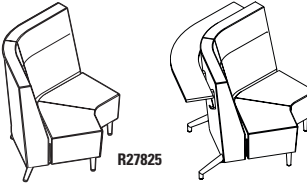
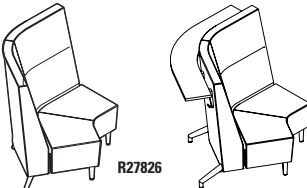

No power/USB unit.


Includes ganging hardware (2 sides).

Add \$127, \$47 for **(S2), (SE)**
 Add \$533 for 36 lbs. **(CW), (C6)**
 Add \$108 for **(SU)** or \$536 for **(BS)**
 Add \$35 for **(TP)**
 Add \$161 for **(MB)**

	1	2	3	4	5	6	7	8	9	10	11	12
R27822	4666	4914	5123	5364	5759	6123	6487	6805	7200	7572	8076	8789
R27822S	5664	5912	6121	6362	6757	7121	7485	7803	8198	8570	9074	9787

	OVERALL DIMENSIONS			SEAT DIMENSIONS			BACK DIMENSIONS					
	W	D	H	W	D	H	W	H				
IN	38.5	38.5	41.5	24	19	18	24	23.5				
MM	978	978	1054	610	483	457	610	597				
RTA 00	1 per carton											

DESCRIPTION	FEATURES	MODEL#	STANDARD TEXTILE GRADES											
			1	2	3	4	5	6	7	8	9	10	11	12
 <p>90° Corner - Extended Back COM: 8.25 YD 7.54 M Unit weight: 100 LB 45.5 KG Carton weight: 128 LB 58.06 KG Carton volume: 50.5 FT³ 1.43 MT³</p>	<p>No power/USB unit.</p> <p>Includes ganging hardware (2 sides).</p> <p>Add \$131, \$47 for (S2), (SE) Add \$533 for 36 lbs. (CW), (C6) Add \$108 for (SU) or \$536 for (BS) Add \$35 for (TP) Add \$161 for (MB)</p>	R27823	5181	5445	5668	5924	6344	6732	7120	7458	7879	8275	8811	9570
		R27823S	6179	6443	6666	6922	7342	7730	8118	8456	8877	9273	9809	10568
			shelf model in W49.5 D49.5 H47 MM W1257 D1257 H1194			OVERALL DIMENSIONS			SEAT DIMENSIONS			BACK DIMENSIONS		
			W	D	H	W	D	H	W	D	H			
			IN 39	39	47	24	19	18	24	29				
			MM 991	991	1194	610	483	457	610	737				
			RTA 00	1 per carton										
 <p>120° Corner - Standard Back COM: 6 YD 5.49 M Unit weight: 80 LB 36.4 KG Carton weight: 109 LB 49.44 KG Carton volume: 48.25 FT³ 1.36 MT³</p>	<p>No power/USB unit.</p> <p>Includes ganging hardware (2 sides).</p> <p>Add \$91, \$63 for (S2), (SE) Add \$533 for 36 lbs. (CW), (C6) Add \$117 for (SU) or \$596 for (BS) Add \$35 for (TP) Add \$161 for (MB)</p>	R27824	3676	3868	4030	4216	4522	4804	5086	5332	5638	5926	6316	6868
		R27824S	4612	4804	4966	5152	5458	5740	6022	6268	6574	6862	7252	7804
			shelf model in W62.5 D40.5 H32 MM W1588 D1029 H813			OVERALL DIMENSIONS			SEAT DIMENSIONS			BACK DIMENSIONS		
			W	D	H	W	D	H	W	D	H			
			IN 52.5	30	32	52	19	18	52	14				
			MM 1334	762	813	1321	483	457	1321	356				
			RTA 00	1 per carton										
 <p>120° Corner - High Back COM: 7.75 YD 7.09 M Unit weight: 89 LB 40.5 KG Carton weight: 118 LB 53.52 KG Carton volume: 60.5 FT³ 1.71 MT³</p>	<p>No power/USB unit.</p> <p>Includes ganging hardware (2 sides).</p> <p>Add \$120, \$63 for (S2), (SE) Add \$533 for 36 lbs. (CW), (C6) Add \$117 for (SU) or \$596 for (BS) Add \$35 for (TP) Add \$161 for (MB)</p>	R27825	4666	4914	5123	5364	5759	6123	6487	6805	7200	7572	8076	8789
		R27825S	5602	5850	6059	6300	6695	7059	7423	7741	8136	8508	9012	9725
			shelf model in W63.5 D41 H41.5 MM W1613 D1041 H1054			OVERALL DIMENSIONS			SEAT DIMENSIONS			BACK DIMENSIONS		
			W	D	H	W	D	H	W	D	H			
			IN 53.5	30.5	41.5	41	21	18	51	23.5				
			MM 1359	775	1054	1041	533	457	1295	597				
			RTA 00	1 per carton										
 <p>120° Corner - Extended Back COM: 8.25 YD 7.54 M Unit weight: 91 LB 41.4 KG Carton weight: 123 LB 55.79 KG Carton volume: 68.75 FT³ 1.94 MT³</p>	<p>No power/USB unit.</p> <p>Includes ganging hardware (2 sides).</p> <p>Add \$129, \$63 for (S2), (SE) Add \$533 for 36 lbs. (CW), (C6) Add \$117 for (SU) or \$596 for (BS) Add \$35 for (TP) Add \$161 for (MB)</p>	R27826	5181	5445	5668	5924	6344	6732	7120	7458	7879	8275	8811	9570
		R27826S	6116	6380	6603	6859	7279	7667	8055	8393	8814	9210	9746	10505
			shelf model in W64 D41.5 H47 MM W1626 D1054 H1194			OVERALL DIMENSIONS			SEAT DIMENSIONS			BACK DIMENSIONS		
			W	D	H	W	D	H	W	D	H			
			IN 54	31.5	47	41	21	18	51	29				
			MM 1372	800	1194	1041	533	457	1295	737				
			RTA 00	1 per carton										
 <p>Loop Arm COM: N/A Unit weight: 5 LB 2.3 KG Carton weight: 7 LB 3.18 KG Carton volume: 0.6 FT³ 0.01 MT³</p>	<p>Arms sold separately (1 pc).</p>	List price												
		R2770	238											
			OVERALL DIMENSIONS			SEAT DIMENSIONS			BACK DIMENSIONS					
			W	D	H	W	D	H	W	D	H			
			IN 2.5	14	19.5	-	-	-	-	-	-			
			MM 64	356	495	-	-	-	-	-	-			
			RTA 1	1 per carton										

DESCRIPTION	FEATURES	MODEL#	STANDARD TEXTILE GRADES								
 <p>Loop Arm w/Armcap COM: N/A Unit weight: 5 LB 2.3 KG Carton weight: 7 LB 3.18 KG Carton volume: 0.6 FT³ 0.01 MT³</p>	<p>Arms sold separately (1 pc). Armcap finish: (BK) Night, (FO) Fog, (LB) Latte</p>	List price									
		R2771	274								
					OVERALL DIMENSIONS W D H			SEAT DIMENSIONS W D H			BACK DIMENSIONS W H
			IN	2.5	14	19.5	-	-	-	-	-
			MM	64	356	495	-	-	-	-	-
			RTA 1		1 per carton						

RIVER+ BENCHES



model R27832



model R27842



model R27845



model R27840

River+ Seating & Tables



For River+ seating, please see page 295.
For River+ tables, please see page 314.

EXAMPLE RIVER+ BENCH ORDER CODE:

R27832	-NS	-CE90	-CHM	-S6	-AS	-NC
Model number	Sealed Seams	Textile	Leg finish	Leg selection	Leg angle	Additional weight
-SB	-W	-F1				
Bottom selection	Power finish	Power/USB position				

Additional Options specify at end of order code.	SPECIFY CODE
Tamperproof fasteners Upcharges vary, see model.	TP
Moisture barrier Upcharges vary, see model.	MB

*linking hardware is lowered to clear the staple strip.
Units will only gang with other units with sealed bottom.
**cannot be combined with linking hardware or power units

STANDARD FEATURES

- A modular series that is composed of straight, and curved sections, as well as freestanding units.
- Linking units can be used together in any combination to create a wide variety of layouts. Ganging hardware is standard and is factory installed. Ganging hardware swivels out of the way when not in use.
- The unique tapered legs are made of welded steel, with each leg bolted directly to the unit frame. Standard leg height of 6.5". The leg height makes it easier to clean under the product.
- Legs are straight (vertical) as standard. Linking models are optionally available with angled back legs to match River+ seating units.
- Legs are standard in Chrome with Black nylon non-marking height adjustable glides.
- River+ is rated for an active weight up to 600 lbs. per seat and 24/7 use.
- For heavy duty application, Global's Limited Lifetime Warranty is applicable only on fabrics that are rated for 100,000 double rubs.
- Upholstery options: fabric, vinyl or leather. Vinyl and leather models may feature stitch detail across the seat and/or back cushions, if applicable.
- All units are shipped fully assembled.

OPTIONAL FEATURES

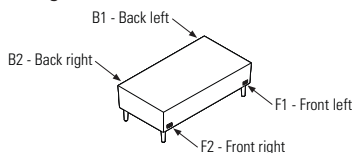
- To add sealed seams to your product, please specify **(SS)** - see each model for upcharge.
- Legs are available in 3" and 8" heights. All heights are available with fixed-to-floor option. Please specify. Upcharges vary. *Fastening hardware not included.*
- Products can be weighted to reduce the ease of movement. For additional weight options, please specify **(CW)** - see each model for available additional weight and upcharge.
- The underside of the seat can be finished with PVC (vinyl) and sealed to prevent penetration of liquids. Please specify **(SU)** - see each model for upcharge.
- Steel bottom provides tamperproof protection (includes tamperproof screws). Please specify **(BS)** - see each model for upcharge.
- Most benches (except corner and freestanding units) can be specified with power/USB units, which include one power outlet, one double USB terminal and a Black 120" three-prong power cord.
- Each power/USB unit is set in predetermined locations, as shown in the electrical illustrations below. Electrical units must be factory installed. Add \$717 per unit.
- Power/USB units are available with either Jet Black **(J)** face plate with Black power/USB receptacles or with a White **(W)** face plate with White power/USB receptacles.

Please add option codes in the following order:

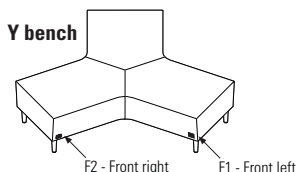
- **Model number**
R27831 to R27833 Straight benches
R27834 to R27835 Curved benches
R27836 to R27839 Corner benches
R27840 to R27841 Boomerang benches
R27842 Y bench
R27843 to R27846 Round non-linking benches
R27847 to R27850 Square non-linking benches
- **Seat sealed seams**
(NS) Standard seams.
(SS) Sealed seams. Upcharges vary, see model.
- **Textile**
Specify textile code.
- **Leg finish**
For leg finish options, please see page 380. No upcharges.
- **Leg selection**
(S6) Standard seat height (17.5"), 6.5" leg w/ adjustable glides. No upcharge.
(S3) Low seat (14"), 3" leg w/adjustable glides. No upcharge.
(S8) High seat (19"), 8" leg w/adjustable glides. No upcharge.
(F6) Standard seat height (17.5"), 6.5" leg, fixed to floor. Upcharges vary.
(F3) Low seat (14"), 3" leg, fixed to floor. Upcharges vary.
(F8) High seat (19"), 8" leg, fixed to floor. Upcharges vary.
- **Leg angle**
(AS) Straight legs. No upcharge.
(SA) Straight front legs, angled back legs (available only for 6.5" and 8" high legs on straight, curved, corner and boomerang units). No upcharge.
- **Additional weight**
(NC) No additional weight.
(CW) Additional weight. Upcharges vary, see model.
- **Bottom selection**
(SB) Standard bottom.
(SU) Vinyl sealed bottom w/staple strip. Upcharges vary, see model.*
(BS) Steel bottom. Upcharges vary, see model.**
- **Power unit finish**
(NP) No power
(J) Jet Black
(W) White
- **Power/USB unit position** (straight, curved, boomerang and Y benches only, as shown below). Add \$717 per unit.
(F1) Front left
(F2) Front right
(B1) Back left
(B2) Back right

ELECTRICAL PLACEMENT

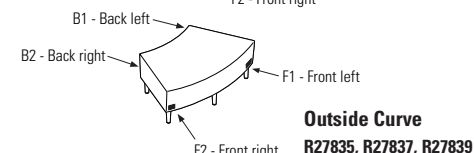
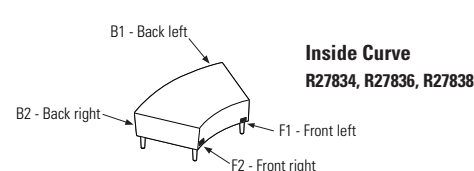
Straight benches



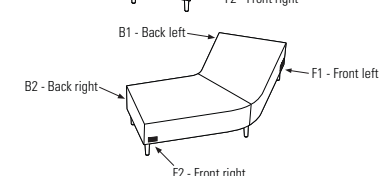
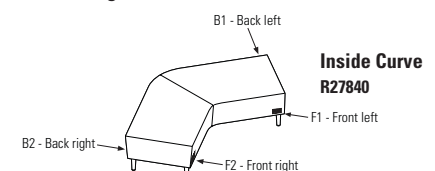
Y bench

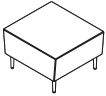
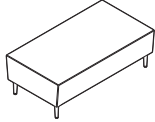
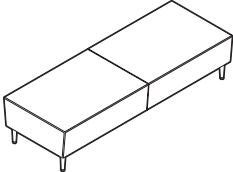
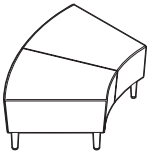



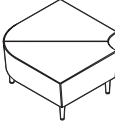
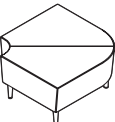


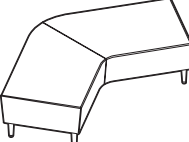
Curved benches


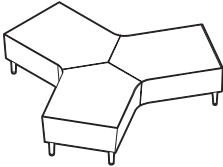

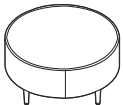
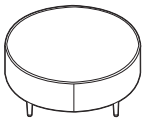


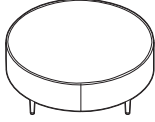
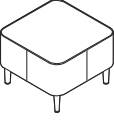
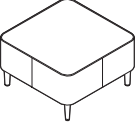
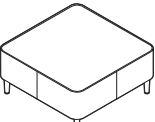
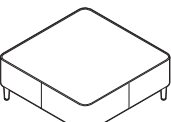
Boomerang benches




DESCRIPTION	FEATURES	MODEL#	STANDARD TEXTILE GRADES														
			1	2	3	4	5	6	7	8	9	10	11	12			
 <p>Single Seater Bench COM: 1.75 YD 1.6 M Unit weight: 40 LB 18.2 KG Carton weight: 48 LB 21.77 KG Carton volume: 10.5 FT³ 0.29 MT³</p>	<p>For power/USB unit, please see electrical placement chart.</p> <p>Includes ganging hardware (2 sides).</p> <p>Add \$47 for (SS) Add \$90 for (F_) Add \$533 for 36 lbs. (CW) Add \$47 for (SU) or \$247 for (BS) Add \$28 for (TP) Add \$81 for (MB)</p>	R27831	1157	1213	1260	1315	1404	1486	1568	1640	1729	1813	1927	2088			
			OVERALL DIMENSIONS			SEAT DIMENSIONS			BACK DIMENSIONS								
			W	D	H	W	D	H	W	H							
			IN 26 MM 660	28.5 724	17.5 445	-	-	-	-	-							
			RTA 00			1 per carton											
 <p>Two Seater Bench COM: 2.75 YD 2.51 M Unit weight: 55 LB 25 KG Carton weight: 65 LB 29.48 KG Carton volume: 20.5 FT³ 0.58 MT³</p>	<p>For power/USB unit, please see electrical placement chart.</p> <p>Includes ganging hardware (2 sides).</p> <p>Add \$59 for (SS) Add \$90 for (F_) Add \$1067 for 72 lbs. (CW) Add \$72 for (SU) or \$407 for (BS) Add \$28 for (TP) Add \$161 for (MB)</p>	R27832	1796	1884	1958	2044	2184	2313	2442	2555	2695	2827	3006	3259			
			OVERALL DIMENSIONS			SEAT DIMENSIONS			BACK DIMENSIONS								
			W	D	H	W	D	H	W	H							
			IN 52 MM 1321	28.5 724	17.5 445	-	-	-	-	-							
			RTA 00			1 per carton											
 <p>Three Seater Bench COM: 4.5 YD 4.11 M Unit weight: 88 LB 40 KG Carton weight: 103 LB 46.72 KG Carton volume: 30.25 FT³ 0.85 MT³</p>	<p>For power/USB unit, please see electrical placement chart.</p> <p>Includes ganging hardware (2 sides).</p> <p>Add \$88 for (SS) Add \$90 for (F_) Add \$1067 for 72 lbs. (CW) Add \$101 for (SU) or \$521 for (BS) Add \$28 for (TP) Add \$243 for (MB)</p>	R27833	2489	2633	2755	2894	3124	3335	3547	3731	3961	4177	4469	4883			
			OVERALL DIMENSIONS			SEAT DIMENSIONS			BACK DIMENSIONS								
			W	D	H	W	D	H	W	H							
			IN 78 MM 1981	28.5 724	17.5 445	-	-	-	-	-							
			RTA 00			1 per carton											
 <p>Inside Curve Two Seater Bench COM: 3 YD 2.74 M Unit weight: 49 LB 22.3 KG Carton weight: 60 LB 27.22 KG Carton volume: 22.75 FT³ 0.64 MT³</p>	<p>For power/USB unit, please see electrical placement chart.</p> <p>Includes ganging hardware (2 sides).</p> <p>Add \$55 for (SS) Add \$113 for (F_) Add \$1067 for 72 lbs. (CW) Add \$72 for (SU) or \$327 for (BS) Add \$35 for (TP) Add \$161 for (MB)</p>	R27834	2609	2705	2786	2879	3032	3173	3314	3437	3590	3734	3929	4205			
			OVERALL DIMENSIONS			SEAT DIMENSIONS			BACK DIMENSIONS								
			W	D	H	W	D	H	W	H							
			IN 50 MM 1270	30.5 775	17.5 445	-	-	-	-	-							
			RTA 00			1 per carton											
 <p>Outside Curve Two Seater Bench COM: 3 YD 2.74 M Unit weight: 49 LB 22.3 KG Carton weight: 60 LB 27.22 KG Carton volume: 22.75 FT³ 0.64 MT³</p>	<p>For power/USB unit, please see electrical placement chart.</p> <p>Includes ganging hardware (2 sides).</p> <p>Add \$55 for (SS) Add \$113 for (F_) Add \$1067 for 72 lbs. (CW) Add \$72 for (SU) or \$327 for (BS) Add \$35 for (TP) Add \$161 for (MB)</p>	R27835	2609	2705	2786	2879	3032	3173	3314	3437	3590	3734	3929	4205			
			OVERALL DIMENSIONS			SEAT DIMENSIONS			BACK DIMENSIONS								
			W	D	H	W	D	H	W	H							
			IN 50 MM 1270	30.5 775	17.5 445	-	-	-	-	-							
			RTA 00			1 per carton											

DESCRIPTION	FEATURES	MODEL#	STANDARD TEXTILE GRADES											
			1	2	3	4	5	6	7	8	9	10	11	12
 <p>90° Inside Curve Corner Bench COM: 3.25 YD 2.97 M Unit weight: 49 LB 22.3 KG Carton weight: 60 LB 27.22 KG Carton volume: 17.25 FT³ 0.48 MT³</p>	<p>For power/USB unit, please see electrical placement chart.</p> <p>Includes ganging hardware (2 sides).</p> <p>Add \$55 for (SS) Add \$113 for (F_) Add \$533 for 36 lbs. (CW) Add \$83 for (SU) or \$382 for (BS) Add \$35 for (TP) Add \$161 for (MB)</p>	R27836	2609	2713	2801	2902	3067	3220	3373	3506	3672	3828	4039	4338
		OVERALL DIMENSIONS			SEAT DIMENSIONS			BACK DIMENSIONS						
		W	D	H	W	D	H	W		H				
		IN 36.5	36.5	17.5	-	-	-	-		-				
		MM 927	927	445	-	-	-	-		-				
		RTA 00	1 per carton											
 <p>90° Outside Curve Corner Bench COM: 3.25 YD 2.97 M Unit weight: 49 LB 22.3 KG Carton weight: 60 LB 27.22 KG Carton volume: 17.25 FT³ 0.48 MT³</p>	<p>For power/USB unit, please see electrical placement chart.</p> <p>Includes ganging hardware (2 sides).</p> <p>Add \$55 for (SS) Add \$113 for (F_) Add \$533 for 36 lbs. (CW) Add \$83 for (SU) or \$382 for (BS) Add \$35 for (TP) Add \$161 for (MB)</p>	R27837	2609	2713	2801	2902	3067	3220	3373	3506	3672	3828	4039	4338
		OVERALL DIMENSIONS			SEAT DIMENSIONS			BACK DIMENSIONS						
		W	D	H	W	D	H	W		H				
		IN 36.5	36.5	17.5	-	-	-	-		-				
		MM 927	927	445	-	-	-	-		-				
		RTA 00	1 per carton											
 <p>120° Inside Curve Corner Bench COM: 3.5 YD 3.2 M Unit weight: 46 LB 20.9 KG Carton weight: 57 LB 25.85 KG Carton volume: 26.75 FT³ 0.75 MT³</p>	<p>For power/USB unit, please see electrical placement chart.</p> <p>Includes ganging hardware (2 sides).</p> <p>Add \$57 for (SS) Add \$113 for (F_) Add \$533 for 36 lbs. (CW) Add \$83 for (SU) or \$421 for (BS) Add \$35 for (TP) Add \$161 for (MB)</p>	R27838	2609	2721	2816	2924	3103	3267	3432	3575	3754	3922	4149	4471
		OVERALL DIMENSIONS			SEAT DIMENSIONS			BACK DIMENSIONS						
		W	D	H	W	D	H	W		H				
		IN 36.5	51.5	17.5	-	-	-	-		-				
		MM 927	1308	445	-	-	-	-		-				
		RTA 00	1 per carton											
 <p>120° Outside Curve Corner Bench COM: 3.5 YD 3.2 M Unit weight: 46 LB 20.9 KG Carton weight: 57 LB 25.85 KG Carton volume: 26.75 FT³ 0.75 MT³</p>	<p>For power/USB unit, please see electrical placement chart.</p> <p>Includes ganging hardware (2 sides).</p> <p>Add \$57 for (SS) Add \$113 for (F_) Add \$533 for 36 lbs. (CW) Add \$83 for (SU) or \$421 for (BS) Add \$35 for (TP) Add \$161 for (MB)</p>	R27839	2609	2721	2816	2924	3103	3267	3432	3575	3754	3922	4149	4471
		OVERALL DIMENSIONS			SEAT DIMENSIONS			BACK DIMENSIONS						
		W	D	H	W	D	H	W		H				
		IN 36.5	51.5	17.5	-	-	-	-		-				
		MM 927	1308	445	-	-	-	-		-				
		RTA 00	1 per carton											
 <p>Inside Curve Boomerang Bench COM: 5.25 YD 4.8 M Unit weight: 84 LB 38.2 KG Carton weight: 126 LB 57.15 KG Carton volume: 47.75 FT³ 1.35 MT³</p>	<p>For power/USB unit, please see electrical placement chart.</p> <p>Includes ganging hardware (2 sides).</p> <p>Add \$84 for (SS) Add \$113 for (F_) Add \$1067 for 72 lbs. (CW) Add \$114 for (SU) or \$736 for (BS) Add \$35 for (TP) Add \$243 for (MB)</p>	R27840	3233	3401	3543	3706	3973	4220	4467	4682	4950	5202	5543	6026
		OVERALL DIMENSIONS			SEAT DIMENSIONS			BACK DIMENSIONS						
		W	D	H	W	D	H	W		H				
		IN 82	45	17.5	-	-	-	-		-				
		MM 2083	1143	445	-	-	-	-		-				
		RTA 00	1 per carton											

DESCRIPTION	FEATURES	MODEL#	STANDARD TEXTILE GRADES											
			1	2	3	4	5	6	7	8	9	10	11	12
 <p>Outside Curve Boomerang Bench COM: 5.25 YD 4.8 M Unit weight: 84 LB 38.2 KG Carton weight: 126 LB 57.15 KG Carton volume: 47.75 FT³ 1.35 MT³</p>	<p>For power/USB unit, please see electrical placement chart.</p> <p>Includes ganging hardware (2 sides).</p> <p>Add \$84 for (SS) Add \$113 for (F_) Add \$1067 for 72 lbs. (CW) Add \$114 for (SU) or \$736 for (BS) Add \$35 for (TP) Add \$243 for (MB)</p>	R27841	3233	3401	3543	3706	3973	4220	4467	4682	4950	5202	5543	6026
			OVERALL DIMENSIONS			SEAT DIMENSIONS			BACK DIMENSIONS					
			W	D	H	W	D	H	W	H				
			IN 82	45	17.5	-	-	-	-	-				
MM 2083	1143	445	-	-	-	-	-							
		RTA 00	1 per carton											
 <p>Y Bench COM: 8 YD 7.32 M Unit weight: 122 LB 55.5 KG Carton weight: 203 LB 92.08 KG Carton volume: 101.25 FT³ 2.86 MT³</p>	<p>For power/USB unit, please see electrical placement chart.</p> <p>Includes ganging hardware (2 sides).</p> <p>Add \$141 for (SS) Add \$158 for (F_) Add \$800 for 54 lbs. (CW) Add \$179 for (SU) or \$917 for (BS) Add \$51 for (TP) Add \$324 for (MB)</p>	R27842	5623	5879	6095	6343	6751	7127	7503	7831	8239	8623	9143	9879
			OVERALL DIMENSIONS			SEAT DIMENSIONS			BACK DIMENSIONS					
			W	D	H	W	D	H	W	H				
			IN 82	70	17.5	-	-	-	-	-				
MM 2083	1778	445	-	-	-	-	-							
		RTA 00	1 per carton											
 <p>18" Dia. Round Bench COM: 1 YD 0.91 M Unit weight: 20 LB 9.1 KG Carton weight: 25 LB 11.34 KG Carton volume: 4.7 FT³ 0.13 MT³</p>	<p>No power/USB unit.</p> <p>Freestanding unit only.</p> <p>Add \$31 for (SS) Add \$90 for (F_) Not available (CW) Add \$35 for (SU), (BS) not available Add \$28 for (TP) Add \$81 for (MB)</p>	R27843	686	718	745	776	827	874	921	962	1013	1061	1126	1218
			OVERALL DIMENSIONS			SEAT DIMENSIONS			BACK DIMENSIONS					
			W	D	H	W	D	H	W	H				
			IN 18	18	17.5	-	-	-	-	-				
MM 457	457	445	-	-	-	-	-							
		RTA 00	1 per carton											
 <p>36" Dia. Round Bench COM: 3.25 YD 2.97 M Unit weight: 41 LB 18.6 KG Carton weight: 50 LB 22.68 KG Carton volume: 18.25 FT³ 0.51 MT³</p>	<p>No power/USB unit.</p> <p>Freestanding unit only.</p> <p>Add \$51 for (SS) Add \$90 for (F_) Add \$533 for 36 lbs. (CW) Add \$72 for (SU) or \$422 for (BS) Add \$28 for (TP) Add \$81 for (MB)</p>	R27844	1546	1650	1738	1839	2004	2157	2310	2443	2609	2765	2976	3275
			OVERALL DIMENSIONS			SEAT DIMENSIONS			BACK DIMENSIONS					
			W	D	H	W	D	H	W	H				
			IN 36	36	17.5	-	-	-	-	-				
MM 914	914	445	-	-	-	-	-							
		RTA 00	1 per carton											
 <p>42" Dia. Round Bench COM: 3.5 YD 3.2 M Unit weight: 45 LB 20.5 KG Carton weight: 55 LB 24.95 KG Carton volume: 23 FT³ 0.65 MT³</p>	<p>No power/USB unit.</p> <p>Freestanding unit only.</p> <p>Add \$55 for (SS) Add \$90 for (F_) Add \$1067 for 72 lbs. (CW) Add \$83 for (SU) or \$461 for (BS) Add \$28 for (TP) Add \$161 for (MB)</p>	R27845	1813	1925	2020	2128	2307	2471	2636	2779	2958	3126	3353	3675
			OVERALL DIMENSIONS			SEAT DIMENSIONS			BACK DIMENSIONS					
			W	D	H	W	D	H	W	H				
			IN 42	42	17.5	-	-	-	-	-				
MM 1067	1067	445	-	-	-	-	-							
		RTA 00	1 per carton											

DESCRIPTION	FEATURES	MODEL#	STANDARD TEXTILE GRADES														
			1	2	3	4	5	6	7	8	9	10	11	12			
 <p>48" Dia. Round Bench COM: 3.75 YD 3.43 M Unit weight: 55 LB 25 KG Carton weight: 65 LB 29.48 KG Carton volume: 30 FT³ 0.84 MT³</p>	<p>No power/USB unit.</p> <p>Freestanding unit only.</p> <p>Add \$59 for (SS) Add \$90 for (F_) Add \$1067 for 72 lbs. (CW) Add \$101 for (SU) or \$491 for (BS) Add \$28 for (TP) Add \$243 for (MB)</p>	R27846	2130	2250	2351	2468	2659	2835	3011	3165	3356	3536	3780	4125			
			OVERALL DIMENSIONS			SEAT DIMENSIONS			BACK DIMENSIONS								
			W	D	H	W	D	H	W	H							
			IN 48	48	17.5	-	-	-	-	-							
MM 1219	1219	445	-	-	-	-	-										
			RTA 00	1 per carton													
 <p>24" Square Bench COM: 1.5 YD 1.37 M Unit weight: 25 LB 11.4 KG Carton weight: 30 LB 13.61 KG Carton volume: 8 FT³ 0.22 MT³</p>	<p>No power/USB unit.</p> <p>Freestanding unit only.</p> <p>Add \$43 for (SS) Add \$90 for (F_) Add \$533 for 36 lbs. (CW) Add \$38 for (SU) or \$189 for (BS) Add \$28 for (TP) Add \$81 for (MB)</p>	R27847	968	1016	1057	1103	1180	1250	1321	1382	1459	1531	1628	1766			
			OVERALL DIMENSIONS			SEAT DIMENSIONS			BACK DIMENSIONS								
			W	D	H	W	D	H	W	H							
			IN 24	24	17.5	-	-	-	-	-							
MM 610	610	445	-	-	-	-	-										
			RTA 00	1 per carton													
 <p>30" Square Bench COM: 2.75 YD 2.51 M Unit weight: 30 LB 13.6 KG Carton weight: 40 LB 18.14 KG Carton volume: 12.25 FT³ 0.34 MT³</p>	<p>No power/USB unit.</p> <p>Freestanding unit only.</p> <p>Add \$51 for (SS) Add \$90 for (F_) Add \$1067 for 36 lbs. (CW) Add \$72 for (SU) or \$233 for (BS) Add \$28 for (TP) Add \$81 for (MB)</p>	R27848	1290	1378	1452	1538	1678	1807	1936	2049	2189	2321	2500	2753			
			OVERALL DIMENSIONS			SEAT DIMENSIONS			BACK DIMENSIONS								
			W	D	H	W	D	H	W	H							
			IN 30	30	17.5	-	-	-	-	-							
MM 762	762	445	-	-	-	-	-										
			RTA 00	1 per carton													
 <p>36" Square Bench COM: 3 YD 2.74 M Unit weight: 40 LB 18.2 KG Carton weight: 50 LB 22.68 KG Carton volume: 18.25 FT³ 0.51 MT³</p>	<p>No power/USB unit.</p> <p>Freestanding unit only.</p> <p>Add \$55 for (SS) Add \$90 for (F_) Add \$1067 for 72 lbs. (CW) Add \$77 for (SU) or \$311 for (BS) Add \$28 for (TP) Add \$161 for (MB)</p>	R27849	1598	1694	1775	1868	2021	2162	2303	2426	2579	2723	2918	3194			
			OVERALL DIMENSIONS			SEAT DIMENSIONS			BACK DIMENSIONS								
			W	D	H	W	D	H	W	H							
			IN 36	36	17.5	-	-	-	-	-							
MM 914	914	445	-	-	-	-	-										
			RTA 00	1 per carton													
 <p>42" Square Bench COM: 3.25 YD 2.97 M Unit weight: 50 LB 22.7 KG Carton weight: 60 LB 27.22 KG Carton volume: 23 FT³ 0.65 MT³</p>	<p>No power/USB unit.</p> <p>Freestanding unit only.</p> <p>Add \$61 for (SS) Add \$90 for (F_) Add \$1067 for 72 lbs. (CW) Add \$96 for (SU) or \$430 for (BS) Add \$28 for (TP) Add \$243 for (MB)</p>	R27850	1955	2059	2147	2248	2413	2566	2719	2852	3018	3174	3385	3684			
			OVERALL DIMENSIONS			SEAT DIMENSIONS			BACK DIMENSIONS								
			W	D	H	W	D	H	W	H							
			IN 42	42	17.5	-	-	-	-	-							
MM 1067	1067	445	-	-	-	-	-										
			RTA 00	1 per carton													

RIVER+ TABLES



model R27858



model R27864



model 7743

River+ Seating & Benches



For River+ seating, please see page 295.
For River+ benches, please see page 309.

STANDARD FEATURES

- A modular series that is composed of straight and curved sections, as well as freestanding units.
- Linking units can be used together in any combination with River+ seating and bench units to create a wide variety of layouts. Ganging hardware is standard and is factory installed. Ganging hardware swivels out of the way when not in use.
- Front and back faces of end (linking) tables angles slightly inwards. This inward slant matches the inward angles of River seating so all units coordinate in visual appearance.
- The unique tapered legs are made of welded steel, with each leg bolted directly to the unit frame. All units have the same standard leg height of 6.5". The leg height makes it easier to clean under the product.
- Legs are straight (vertical) as standard. Linking models are optionally available with an angled back leg to visually align with River seating units.
- Legs are standard in Chrome with Black nylon non-marking height adjustable glides.

OPTIONAL FEATURES

- Tables are made with high pressure laminate and are offered in the finishes listed on the right. Please specify. Custom high pressure laminate finishes will be considered upon request.
- Legs of coffee and end (linking) tables are available in 3" and 8" heights. All heights are available with fixed-to-floor option. Please specify.
- Products can be weighted to reduce the ease of movement. For additional weight options, please specify (CW) - see each model for available additional weight and upcharge.
- Most tables (except freestanding units) can be specified with power/USB units, which include one power outlets, one double USB terminals and a Black 120" three-prong power cord.
- Each power/USB unit is set in predetermined locations, as shown in the electrical illustrations below. Electrical units must be factory installed. Add \$881 per unit.
- Power/USB units are available with either Jet Black (J) face plate with Black power/USB receptacles or with a White (W) face plate with White power/USB receptacles.

Please add option codes in the following order:

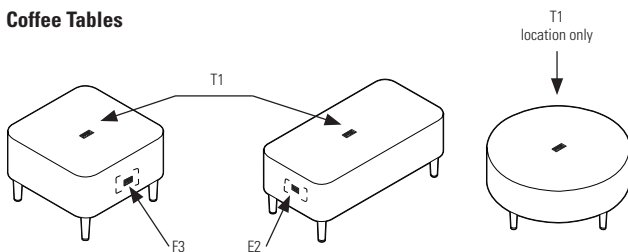
- **Model number**
R27855 to R27858 Square coffee tables
R27859 Rectangular coffee table
R27860 to R27861 Round coffee tables
R27862 to R27864 Linking/end tables
7443 and 7745 Freestanding tables
- **Laminate finishes** (colors shown on website)
(ACJ) Absolute Acajou
(ASN) Asian Night
(AWC) Avanti Cherry
(AWH) Avanti Honey
(BLK) Black
(BZD) Blizzard
(BRC) Brushed Cobalt
(CMB) Clear Maple
(CGY) Custom Grey
(DES) Dark Espresso
(DWT) Designer White
(FAS) Fashionista
(FCL) First Class
(NBL) Noce Biondo
(NGL) Noce Grigio
(NEL) Noce Leggero
(NML) Noce Medio
(QTM) Quartered Mahogany
(SBY) Sheer Beauty
(SDT) Stonedust
(SGY) Storm Grey
(WHE) Walnut Heights
(WHC) White Chocolate
(WCR) Winter Cherry
- **Leg finish**
 For leg finish options, please see page 380. No upcharges.
- **Leg selection**
(S6) Standard height (6.5") w/adjustable glides. No upcharge.
(S3) Low (3") w/adjustable glides. No upcharge.
(S8) High (8") w/adjustable glides. No upcharge.
(F6) Standard height (6.5"), fixed to floor. Add \$90.
(F3) Low (3"), fixed to floor. Add \$90.
(F8) High (8"), fixed to floor. Add \$90.
- **Leg angle** (linking/end tables only)
(AS) Straight legs. No upcharge.
(SA) Straight front legs, angled back legs. No upcharge.
- **Additional weight**
(NC) No additional weight.
(CW) Additional weight. Upcharges vary, see model.
- **Power unit finish**
(J) Jet Black
(W) White
- **Power/USB unit position** (coffee and linking/end tables only, as shown below). Add \$881 per unit.
(NP) No power. No upcharge.
(E1) Left end (rectangular coffee table only)
(E2) Right end (rectangular coffee table only)
(F3) Front center (square coffee table only)
(T1) Top
- **Fasteners**
(RS) Standard
(TP) Tamperproof. Add \$119.

EXAMPLE RIVER+ TABLE ORDER CODE:

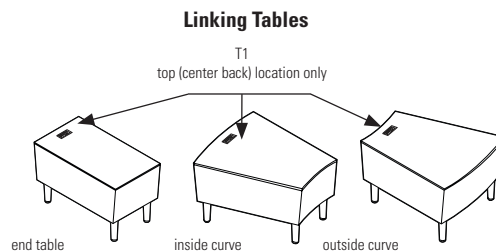
R27858	-ACJ	-CHM	-S6	-AS	-NC	-W	-T1	-RS
Model number	Laminate	Leg finish	Leg selection	Leg angle	Additional weight	Power finish	Power/USB	Fasteners

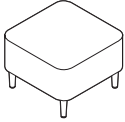
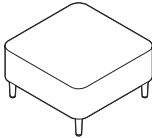
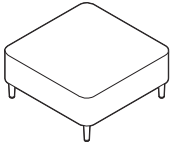
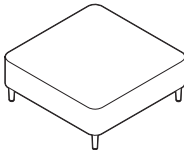
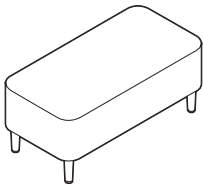
ELECTRICAL PLACEMENT

Coffee Tables

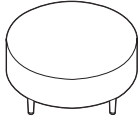


Linking Tables



DESCRIPTION	FEATURES	MODEL#	STANDARD TEXTILE GRADES						
 <p>24" Square Laminate Coffee Table COM: N/A Unit weight: 40 LB 18.14 KG Carton weight: 40 LB 18.14 KG Carton volume: 10.7 FT³ 0.3 MT³</p>	<p>For power/USB unit, please see electrical placement chart.</p> <p>Freestanding unit only. Add \$533 for 36 lbs. (CW)</p>	List price							
		R27855	1329						
		OVERALL DIMENSIONS			SEAT DIMENSIONS			BACK DIMENSIONS	
		W	D	H	W	D	H	W	H
IN 24	24	17	-	-	-	-	-		
MM 610	610	432	-	-	-	-	-		
		RTA 00	1 per carton						
 <p>30" Square Laminate Coffee Table COM: N/A Unit weight: 53 LB 24.04 KG Carton weight: 53 LB 24.04 KG Carton volume: 15.3 FT³ 0.43 MT³</p>	<p>For power/USB unit, please see electrical placement chart.</p> <p>Freestanding unit only. Add \$400 for 27 lbs. (CW)</p>	List price							
		R27856	1392						
		OVERALL DIMENSIONS			SEAT DIMENSIONS			BACK DIMENSIONS	
		W	D	H	W	D	H	W	H
IN 30	30	17	-	-	-	-	-		
MM 762	762	432	-	-	-	-	-		
		RTA 00	1 per carton						
 <p>36" Square Laminate Coffee Table COM: N/A Unit weight: 75 LB 34.01 KG Carton weight: 75 LB 34.02 KG Carton volume: 20.6 FT³ 0.58 MT³</p>	<p>For power/USB unit, please see electrical placement chart.</p> <p>Freestanding unit only. No additional weight required.</p>	List price							
		R27857	1541						
		OVERALL DIMENSIONS			SEAT DIMENSIONS			BACK DIMENSIONS	
		W	D	H	W	D	H	W	H
IN 36	36	17	-	-	-	-	-		
MM 914	914	432	-	-	-	-	-		
		RTA 00	1 per carton						
 <p>42" Square Laminate Coffee Table COM: N/A Unit weight: 115 LB 52.16 KG Carton weight: 115 LB 52.16 KG Carton volume: 26.7 FT³ 0.75 MT³</p>	<p>For power/USB unit, please see electrical placement chart.</p> <p>Freestanding unit only. No additional weight required.</p>	List price							
		R27858	1706						
		OVERALL DIMENSIONS			SEAT DIMENSIONS			BACK DIMENSIONS	
		W	D	H	W	D	H	W	H
IN 42	42	17	-	-	-	-	-		
MM 1067	1067	432	-	-	-	-	-		
		RTA 00	1 per carton						
 <p>Rectangular Laminate Coffee Table COM: N/A Unit weight: 55 LB 24.94 KG Carton weight: 55 LB 24.95 KG Carton volume: 14.2 FT³ 0.4 MT³</p>	<p>For power/USB unit, please see electrical placement chart.</p> <p>Freestanding unit only. Add \$267 for 18 lbs. (CW)</p>	List price							
		R27859	1400						
		OVERALL DIMENSIONS			SEAT DIMENSIONS			BACK DIMENSIONS	
		W	D	H	W	D	H	W	H
IN 40	20	17	-	-	-	-	-		
MM 1016	508	432	-	-	-	-	-		
		RTA 00	1 per carton						

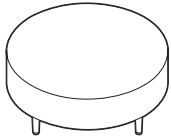
DESCRIPTION FEATURES MODEL# STANDARD TEXTILE GRADES



36" Dia. Round Laminate Coffee Table
 COM: N/A
 Unit weight: 63 LB | 28.57 KG
 Carton weight: 63 LB | 28.58 KG
 Carton volume: 15.3 FT³ | 0.43 MT³

For power/USB unit, please see electrical placement chart.
 Freestanding unit only.
 Add \$267 for 18 lbs. (CW)

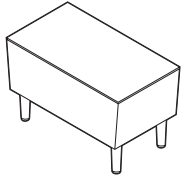
List price							
R27860	1729						
OVERALL DIMENSIONS			SEAT DIMENSIONS			BACK DIMENSIONS	
W	D	H	W	D	H	W	H
IN 36	36	17	-	-	-	-	-
MM 914	914	432	-	-	-	-	-
RTA 00		1 per carton					



42" Dia. Round Laminate Coffee Table
 COM: N/A
 Unit weight: 85 LB | 38.55 KG
 Carton weight: 85 LB | 38.56 KG
 Carton volume: 20.6 FT³ | 0.58 MT³

For power/USB unit, please see electrical placement chart.
 Freestanding unit only.
 No additional weight required.

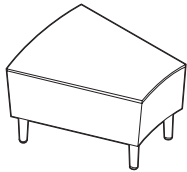
List price							
R27861	1889						
OVERALL DIMENSIONS			SEAT DIMENSIONS			BACK DIMENSIONS	
W	D	H	W	D	H	W	H
IN 42	42	17	-	-	-	-	-
MM 1067	1067	432	-	-	-	-	-
RTA 00		1 per carton					



Rectangular Laminate End Table
 COM: N/A
 Unit weight: 40 LB | 18.14 KG
 Carton weight: 40 LB | 18.14 KG
 Carton volume: 20.6 FT³ | 0.58 MT³

For power/USB unit, please see electrical placement chart.
 Includes ganging hardware (2 sides).
 Add \$533 for 36 lbs. (CW)

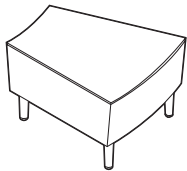
List price							
R27862	1401						
OVERALL DIMENSIONS			SEAT DIMENSIONS			BACK DIMENSIONS	
W	D	H	W	D	H	W	H
IN 28	15	17	-	-	-	-	-
MM 711	381	432	-	-	-	-	-
RTA 00		1 per carton					



Inside Curve Laminate End Table
 COM: N/A
 Unit weight: 47 LB | 21.31 KG
 Carton weight: 47 LB | 21.32 KG
 Carton volume: 13.3 FT³ | 0.37 MT³

For power/USB unit, please see electrical placement chart.
 Includes ganging hardware (2 sides).
 Add \$533 for 36 lbs. (CW)




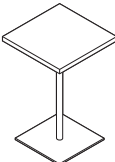

List price							
R27863	1850						
OVERALL DIMENSIONS			SEAT DIMENSIONS			BACK DIMENSIONS	
W	D	H	W	D	H	W	H
IN 28	17	17	-	-	-	-	-
MM 711	432	432	-	-	-	-	-
RTA 00		1 per carton					



Outside Curve Laminate End Table
 COM: N/A
 Unit weight: 47 LB | 21.31 KG
 Carton weight: 47 LB | 21.32 KG
 Carton volume: 13.3 FT³ | 0.37 MT³

For power/USB unit, please see electrical placement chart.
 Includes ganging hardware (2 sides).
 Add \$533 for 36 lbs. (CW)

List price							
R27864	1850						
OVERALL DIMENSIONS			SEAT DIMENSIONS			BACK DIMENSIONS	
W	D	H	W	D	H	W	H
IN 28	17	17	-	-	-	-	-
MM 711	432	432	-	-	-	-	-
RTA 00		1 per carton					

DESCRIPTION	FEATURES	MODEL#	STANDARD TEXTILE GRADES						
 <p>18" Dia. Round Laminate Laptop Table COM: N/A Unit weight: 22 LB 10 KG Carton weight: 32 LB 14.51 KG Carton volume: 6 FT³ 0.16 MT³</p>	No power/USB unit.	7743	List price						
			1063						
		OVERALL DIMENSIONS			SEAT DIMENSIONS			BACK DIMENSIONS	
		W	D	H	W	D	H	W	H
		IN 18	18	25.25	-	-	-	-	-
MM 457	457	641	-	-	-	-	-		
					1 per carton				
 <p>16" Square Laminate Laptop Table COM: N/A Unit weight: 26 LB 11.8 KG Carton weight: 36 LB 16.33 KG Carton volume: 6 FT³ 0.16 MT³</p>	No power/USB unit.	7745	List price						
			1035						
		OVERALL DIMENSIONS			SEAT DIMENSIONS			BACK DIMENSIONS	
		W	D	H	W	D	H	W	H
		IN 16	16	25.25	-	-	-	-	-
MM 406	406	641	-	-	-	-	-		
				1 per carton					

SIRENA



models 3371 Lounge Chairs, 3373 Two Seat Sofa, 3400 Coffee Table and 3402 End Table



model 3371



model 3372CRTL



STANDARD FEATURES

- Modern club style seating includes: lounge chair, two and three seat sofas.
- Complete with modern tables for reception areas, meeting rooms and private office use.
- Distinctive round style feet are finished in Black only.
- All models have fixed, non-removable seat cushions with arm height at 25" in the front.
- When ordering models with tablet, please specify for left hand or for right hand tablet. See models below.
- Tablets rotate and are non-removable. Overall tablet size is 17"W by 14"D.
- Laminate tops are 1" thick.
- Table legs are 1.5" steel tubing, tapered toward the bottom to 7/8", equipped with self-leveling, pivoting steel glides.
- (C1M) dual wheel carpet casters are standard. Casters are available on lounge chairs only.
- Upholstery options: fabric, vinyl or leather. Vinyl and leather models may feature stitch detail across the seat and/or back cushions, if applicable.

OPTIONAL FEATURES

- Laminate tables, tablets and book shelves are offered in the following laminate finishes: Absolute Acajou (ACJ), Asian Night (ASN), Avant Cherry (AWC), Avant Honey (AWH), Black (BLK), Blizzard (BZD), Clear Maple (CMB), Custom Grey (CGY), Dark Espresso (DES), Designer White (DWT), Fashionista (FAS), First Class (FCL), Noce Biondo (NBL), Noce Grigio (NGL), Noce Leggero (NEL), Noce Medio (NML), Sheer Beauty (SBY), Quatered Mahogany (QTM), Stonedust (SDT), Walnut Heights (WHE), White Chocolate (WHC) and Winter Cherry (WCR). Please specify.
- Table legs are available in Black (TBL) or Tungsten (TTU). No upcharge.

DESCRIPTION

FEATURES

MODEL#

STANDARD TEXTILE GRADES



Lounge Chair Fabric

COM: 4.25 YD | 3.89 M
 Unit weight: 45 LB | 20.5 KG
 Carton weight: 52 LB | 23.59 KG
 Carton volume: 19.25 FT³ | 0.54 MT³

	1	2	3	4	5	6	7	8	9	10	11	12
3371	-	1148	1263	1395	1611	1811	2011	2185	2402	2606	2882	3273

OVERALL DIMENSIONS

W D H

SEAT DIMENSIONS

W D H

BACK DIMENSIONS

W H

IN	30.5	29.5	28.5	20	20	17.5	19	11.5
MM	775	749	724	508	508	445	483	292

RTA 00 1 per carton



Lounge Chair w/Casters

COM: 4.25 YD | 3.89 M
 Unit weight: 47 LB | 21.4 KG
 Carton weight: 52 LB | 23.59 KG
 Carton volume: 19.25 FT³ | 0.54 MT³

	1	2	3	4	5	6	7	8	9	10	11	12
3371C	-	1242	1357	1489	1705	1905	2105	2279	2496	2700	2976	3367

OVERALL DIMENSIONS

W D H

SEAT DIMENSIONS

W D H

BACK DIMENSIONS

W H

IN	30.5	29.5	29.5	20	20	18	19	12.5
MM	775	749	749	508	508	457	483	318

RTA 00 1 per carton



3371LTL



3371RTL

Lounge Chair w/Laminate Tablet

COM: 4.25 YD | 3.89 M
 Unit weight: 53 LB | 24.1 KG
 Carton weight: 58 LB | 26.31 KG
 Carton volume: 19.25 FT³ | 0.54 MT³

	1	2	3	4	5	6	7	8	9	10	11	12
3371LTL 3371RTL	-	1561	1676	1808	2024	2224	2424	2598	2815	3019	3295	3686

OVERALL DIMENSIONS

W D H

SEAT DIMENSIONS






W D H

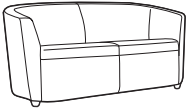
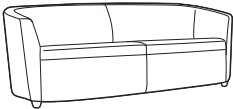




BACK DIMENSIONS

W H

IN	32.5	29.5	28.5	20	20	17.5	19	11.5
MM	826	749	724	508	508	445	483	292

RTA 00 1 per carton

DESCRIPTION	FEATURES	MODEL#	STANDARD TEXTILE GRADES											
			1	2	3	4	5	6	7	8	9	10	11	12
 3371CLTL	 3371CRTL	3371CLTL 3371CRTL	-	1652	1767	1899	2115	2315	2515	2689	2906	3110	3386	3777
		OVERALL DIMENSIONS W D H	SEAT DIMENSIONS W D H	BACK DIMENSIONS W H										
Lounge Chair w/Casters & Laminate Tablet COM: 4.25 YD 3.89 M Unit weight: 57 LB 25.9 KG Carton weight: 62 LB 28.12 KG Carton volume: 19.25 FT³ 0.54 MT³		RTA 00	1 per carton											
 3372		3372	-	1371	1486	1618	1834	2034	2234	2408	2625	2829	3105	3496
	OVERALL DIMENSIONS W D H	SEAT DIMENSIONS W D H	BACK DIMENSIONS W H											
Lounge Chair w/Laminate Bookshelf COM: 4.25 YD 3.89 M Unit weight: 47 LB 21.4 KG Carton weight: 55 LB 24.95 KG Carton volume: 19.25 FT³ 0.54 MT³		RTA 00	1 per carton											
 3372C		3372C	-	1464	1579	1711	1927	2127	2327	2501	2718	2922	3198	3589
	OVERALL DIMENSIONS W D H	SEAT DIMENSIONS W D H	BACK DIMENSIONS W H											
Lounge Chair w/Casters & Laminate Bookshelf COM: 4.25 YD 3.89 M Unit weight: 47 LB 21.4 KG Carton weight: 55 LB 24.95 KG Carton volume: 19.25 FT³ 0.54 MT³		RTA 00	1 per carton											
 3372LTL	 3372RTL	3372LTL 3372RTL	-	1782	1897	2029	2245	2445	2645	2819	3036	3240	3516	3907
		OVERALL DIMENSIONS W D H	SEAT DIMENSIONS W D H	BACK DIMENSIONS W H										
Lounge Chair w/Laminate Tablet/Bookshelf COM: 4.25 YD 3.89 M Unit weight: 58 LB 26.4 KG Carton weight: 66 LB 29.94 KG Carton volume: 19.25 FT³ 0.54 MT³		RTA 00	1 per carton											
 3372CLTL	 3372CRTL	3372CLTL 3372CRTL	-	1874	1989	2121	2337	2537	2737	2911	3128	3332	3608	3999
		OVERALL DIMENSIONS W D H	SEAT DIMENSIONS W D H	BACK DIMENSIONS W H										
Lounge Chair w/Casters & Laminate Tablet/Bookshelf COM: 4.25 YD 3.89 M Unit weight: 58 LB 26.4 KG Carton weight: 66 LB 29.94 KG Carton volume: 19.25 FT³ 0.54 MT³		RTA 00	1 per carton											

DESCRIPTION	FEATURES	MODEL#	STANDARD TEXTILE GRADES												
			1	2	3	4	5	6	7	8	9	10	11	12	
 <p>Two Seat Sofa COM: 7 YD 6.4 M Unit weight: 82 LB 37.3 KG Carton weight: 92 LB 41.73 KG Carton volume: 48 FT³ 1.35 MT³</p>		3373	-	2036	2225	2442	2799	3128	3457	3744	4101	4437	4892	5536	
				OVERALL DIMENSIONS			SEAT DIMENSIONS			BACK DIMENSIONS					
				W	D	H	W	D	H	W	H				
				IN 62	29.5	28.5	53	20	17.5	53	11.5				
				MM 1575	749	724	1346	508	445	1346	292				
			RTA 00	1 per carton											
 <p>Three Seat Sofa COM: 7.75 YD 7.09 M Unit weight: 97 LB 44.1 KG Carton weight: 107 LB 48.53 KG Carton volume: 55.5 FT³ 1.57 MT³</p>		3374	-	2405	2614	2855	3250	3614	3978	4296	4691	5063	5567	6280	
				OVERALL DIMENSIONS			SEAT DIMENSIONS			BACK DIMENSIONS					
				W	D	H	W	D	H	W	H				
				IN 81.5	29.5	28.5	72.5	20	17.5	72.5	11.5				
				MM 2070	749	724	1842	508	445	1842	292				
			RTA 00	1 per carton											
 <p>Coffee Table - 48" Laminate Top COM: N/A Unit weight: 44 LB 20 KG Carton weight: 52 LB 23.59 KG Carton volume: 17.25 FT³ 0.48 MT³</p>		3400	List price												
				1214											
				OVERALL DIMENSIONS			SEAT DIMENSIONS			BACK DIMENSIONS					
				W	D	H	W	D	H	W	H				
				IN 48	22	14.5	-	-	-	-	-				
			MM 1219	559	368	-	-	-	-	-					
			RTA 00	1 per carton											
 <p>Coffee Table - 56" Laminate Top COM: N/A Unit weight: 50 LB 22.7 KG Carton weight: 60 LB 27.22 KG Carton volume: 19 FT³ 0.53 MT³</p>		3401	List price												
				1346											
				OVERALL DIMENSIONS			SEAT DIMENSIONS			BACK DIMENSIONS					
				W	D	H	W	D	H	W	H				
				IN 56	22	14.5	-	-	-	-	-				
			MM 1422	559	368	-	-	-	-	-					
			RTA 00	1 per carton											
 <p>End Table - Laminate Top COM: N/A Unit weight: 20 LB 9.1 KG Carton weight: 26 LB 11.79 KG Carton volume: 7.75 FT³ 0.21 MT³</p>		3402	List price												
				1007											
				OVERALL DIMENSIONS			SEAT DIMENSIONS			BACK DIMENSIONS					
				W	D	H	W	D	H	W	H				
				IN 17	22	14.5	-	-	-	-	-				
			MM 432	559	368	-	-	-	-	-					
			RTA 00		1 per carton										

VENTURE



48\"/>



78\"/>



60\"/>

STANDARD FEATURES

- Venture is a solid and durable banquette seating series ideal for impromptu meetings.
- Banquettes are available with or without fully upholstered backs. Open back banquettes are intended to be placed against walls or in other layouts where the back will not be visible.
- Heavy duty frame with interlocking plywood, puzzle box construction suitable for public environments.
- Cushions are fixed and non-removable and made with highly resilient foam for extra comfort.
- Ganging bracket kit (8509) gangs two single back models back to back or side by side and double back models side by side. Kit contains two brackets.
- Standard with metal legs and Black glides, suitable for carpet and hard surface flooring.
- Closed back models are fully upholstered for use in open settings and to support reconfiguration.
- Open back models have a Black outer back protective dust cover to be used against walls or for ganging back to back.
- Double back models (#8508-48, #8508-60, #8508-72, #8508-78) measure 55\"/>

OPTIONAL FEATURES




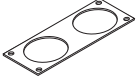

- **Leg finish** (no upcharge)
 - (TBL) Black
 - (CHM) Chrome
 - (TTU) Tungsten
- **Packaging options** (no upcharge) *available on double back models only*
 - (ST) fully assembled (standard)
 - (KD) knocked down

EXAMPLE VENTURE ORDER CODE:

8506-48	EL58	EL65	TBL	ST
Model #	Back Textile	Seat Textile	Leg Finish	Packaging

DESCRIPTION	FEATURES	MODEL #	STANDARD TEXTILE GRADES											
			1	2	3	4	5	6	7	8	9	10	11	12
<p>48\"/> COM: 6.75 YD 6.17 M Unit weight: 80 LB 36.4 KG Carton weight: 104 LB 47.17 KG Carton volume: 50.75 FT³ 1.43 MT³</p>		8506-48	3174	3390	3572	3782	4126	4443	4760	5037	5381	5705	6144	6765
			OVERALL DIMENSIONS			SEAT DIMENSIONS			BACK DIMENSIONS					
			W	D	H	W	D	H	W	H				
			IN 48	28	48	48	19	18	48	30				
			MM 1219	711	1219	1219	483	457	1219	762				
			RTA 00	1 per carton										
<p>60\"/> COM: 8 YD 7.32 M Unit weight: 100 LB 45.5 KG Carton weight: 127 LB 57.61 KG Carton volume: 62.75 FT³ 1.77 MT³</p>		8506-60	3703	3959	4175	4423	4831	5207	5583	5911	6319	6703	7223	7959
			OVERALL DIMENSIONS			SEAT DIMENSIONS			BACK DIMENSIONS					
			W	D	H	W	D	H	W	H				
			IN 60	28	48	60	19	18	60	30				
			MM 1524	711	1219	1524	483	457	1524	762				
			RTA 00	1 per carton										
<p>72\"/> COM: 9 YD 8.23 M Unit weight: 120 LB 54.5 KG Carton weight: 153 LB 69.4 KG Carton volume: 75 FT³ 2.12 MT³</p>		8506-72	4122	4410	4653	4932	5391	5814	6237	6606	7065	7497	8082	8910
			OVERALL DIMENSIONS			SEAT DIMENSIONS			BACK DIMENSIONS					
			W	D	H	W	D	H	W	H				
			IN 72	28	48	72	19	18	72	30				
			MM 1829	711	1219	1829	483	457	1829	762				
			RTA 00	1 per carton										

DESCRIPTION	FEATURES	MODEL #	STANDARD TEXTILE GRADES											
			1	2	3	4	5	6	7	8	9	10	11	12
<p>78\"/> </p>	<p>78\"/> </p>	<p>8506-78</p>	4409	4729	4999	5309	5819	6289	6759	7169	7679	8159	8809	9729
			OVERALL DIMENSIONS			SEAT DIMENSIONS			BACK DIMENSIONS					
			W	D	H	W	D	H	W	H				
			IN 78	28	48	78	19	18	78	30				
			MM 1981	711	1219	1981	483	457	1981	762				
		RTA 00	1 per carton											
<p>48\"/> </p>	<p>48\"/> </p>	<p>8507-48</p>	3012	3172	3307	3462	3717	3952	4187	4392	4647	4887	5212	5672
			OVERALL DIMENSIONS			SEAT DIMENSIONS			BACK DIMENSIONS					
			W	D	H	W	D	H	W	H				
			IN 48	28	48	48	19	18	48	30				
			MM 1219	711	1219	1219	483	457	1219	762				
		RTA 00	1 per carton											
<p>60\"/> </p>	<p>60\"/> </p>	<p>8507-60</p>	3504	3696	3858	4044	4350	4632	4914	5160	5466	5754	6144	6696
			OVERALL DIMENSIONS			SEAT DIMENSIONS			BACK DIMENSIONS					
			W	D	H	W	D	H	W	H				
			IN 60	28	48	60	19	18	60	30				
			MM 1524	711	1219	1524	483	457	1524	762				
		RTA 00	1 per carton											
<p>72\"/> </p>	<p>72\"/> </p>	<p>8507-72</p>	3885	4109	4298	4515	4872	5201	5530	5817	6174	6510	6965	7609
			OVERALL DIMENSIONS			SEAT DIMENSIONS			BACK DIMENSIONS					
			W	D	H	W	D	H	W	H				
			IN 72	28	48	72	19	18	72	30				
			MM 1829	711	1219	1829	483	457	1829	762				
		RTA 00	1 per carton											
<p>78\"/> </p>	<p>78\"/> </p>	<p>8507-78</p>	4134	4390	4606	4854	5262	5638	6014	6342	6750	7134	7654	8390
			OVERALL DIMENSIONS			SEAT DIMENSIONS			BACK DIMENSIONS					
			W	D	H	W	D	H	W	H				
			IN 78	28	48	78	19	18	78	30				
			MM 1981	711	1219	1981	483	457	1981	762				
		RTA 00	1 per carton											
<p>48\"/> </p>	<p>48\"/> </p>	<p>8508-48</p>	4545	4833	5076	5355	5814	6237	6660	7029	7488	7920	8505	9333
			OVERALL DIMENSIONS			SEAT DIMENSIONS			BACK DIMENSIONS					
			W	D	H	W	D	H	W	H				
			IN 48	55	48	48	19	18	48	30				
			MM 1219	1397	1219	1219	483	457	1219	762				
		RTA 00	1 per carton											
<p>48\"/> </p>	<p>48\"/> </p>	<p>8508-48</p>	4545	4833	5076	5355	5814	6237	6660	7029	7488	7920	8505	9333
			OVERALL DIMENSIONS			SEAT DIMENSIONS			BACK DIMENSIONS					
			W	D	H	W	D	H	W	H				
			IN 48	55	48	48	19	18	48	30				
			MM 1219	1397	1219	1219	483	457	1219	762				
		RTA 00	1 per carton											

DESCRIPTION	FEATURES	MODEL #	STANDARD TEXTILE GRADES											
			1	2	3	4	5	6	7	8	9	10	11	12
 <p>60"W Four Seater Banquette, Double Back COM: 10 YD 9.14 M Unit weight: 160 LB 72.7 KG Carton weight: 198 LB 89.81 KG Carton volume: 111 FT³ 3.14 MT³</p>	Optional knocked down (KD) packaging available (no upcharge)	8508-60	5325	5645	5915	6225	6735	7205	7675	8085	8595	9075	9725	10645
			OVERALL DIMENSIONS			SEAT DIMENSIONS			BACK DIMENSIONS					
			W	D	H	W	D	H	W	H				
			IN 60	55	48	60	19	18	60	30				
			MM 1524	1397	1219	1524	483	457	1524	762				
		RTA 00	1 per carton											
 <p>72"W Six Seater Banquette, Double Back COM: 11 YD 10.06 M Unit weight: 192 LB 87.3 KG Carton weight: 242 LB 109.77 KG Carton volume: 132.5 FT³ 3.75 MT³</p>	Optional knocked down (KD) packaging available (no upcharge)	8508-72	5993	6345	6642	6983	7544	8061	8578	9029	9590	10118	10833	11845
			OVERALL DIMENSIONS			SEAT DIMENSIONS			BACK DIMENSIONS					
			W	D	H	W	D	H	W	H				
			IN 72	55	48	72	19	18	72	30				
			MM 1829	1397	1219	1829	483	457	1829	762				
		RTA 00	1 per carton											
 <p>78"W Six Seater Banquette, Double Back COM: 12 YD 10.97 M Unit weight: 208 LB 94.5 KG Carton weight: 255 LB 115.67 KG Carton volume: 141.75 FT³ 4.01 MT³</p>	Optional knocked down (KD) packaging available (no upcharge)	8508-78	6530	6914	7238	7610	8222	8786	9350	9842	10454	11030	11810	12914
			OVERALL DIMENSIONS			SEAT DIMENSIONS			BACK DIMENSIONS					
			W	D	H	W	D	H	W	H				
			IN 78	55	48	78	19	18	78	30				
			MM 1981	1397	1219	1981	483	457	1981	762				
		RTA 00	1 per carton											
 <p>Ganging Bracket Kit COM: N/A Unit weight: 0.25 LB - KG Carton weight: 0.5 LB 0.23 KG Carton volume: 0.1 FT³ 0.03 MT³</p>	Kit includes 2 brackets.	8509	List price											
			75											
			OVERALL DIMENSIONS			SEAT DIMENSIONS			BACK DIMENSIONS					
			W	D	H	W	D	H	W	H				
			IN 2.5	6	0.25	-	-	-	-	-				
MM 64	152	6	-	-	-	-	-							
		RTA 00		1 per carton										

VITROLA



model 8271

model 8275



model 8274, 8275 and 8276

STANDARD FEATURES

- Classic soft seating upholstery design with swooping arms.
- Available in lounge, high back lounge, two seat sofa and three seat sofa.
- Matching ottoman and accent pillow complete the offering.
- Fully upholstered with piping details at the bottom of frame.
- Seat cushions are fixed or sewn tight.
- Standard in tapered maple wood legs. Legs are equipped with White non-marking glides as standard. Suitable for both carpet and hard surface flooring.
- Upholstery options: fabric, vinyl or leather. Vinyl and leather models may feature stitch detail across the seat and/or back cushions, if applicable.
- Back upholstery is continuous without seams. In the event the textile cannot be railroaded, stitch lines will be required (one for 2 seater and two for 3 seater).
- All models ship fully assembled.



OPTIONAL FEATURES


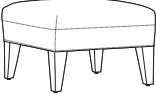


Please add option codes in the following order:

- **Model number**
8271 Lounge chair
8272 Two seat sofa
8273 Three seat sofa
8274 Ottoman
8275 High back lounge chair
8276 Accent pillow
- **Fabric**
Specify fabric code.
- **Wood Legs**
(AB) Absolute (AAM)
(BM) Black (BKM)
(AC) Cherry (ACM)
(EO) English Oak (EOM)
(EC) Espresso Café (ECM)
(HT) Grey (HGM)
(AH) Honey (AHM)
(TM) Mahogany (TMM)
(AM) Maple (AVM)
(MW) Medium Walnut (MWM)
(NL) Natural Walnut (NLW)
(AT) Night (ASM)
(BI) Noce Biondo (NBM)
(GI) Noce Grigio (NGM)
(EI) Noce Leggero (NEM)
(MI) Noce Medio (NMM)
(SH) Shaker Cherry (SKM)
(TF) Fruitwood (TFM)
(TW) Walnut (TWM)
(WR) WC Cream (WTM)
(WH) White (WHM)
(WM) Winter Cherry (WCM)
(colors shown on website)

EXAMPLE VITROLA ORDER CODE:

8271	WA50	HT
Model #	Fabric	Wood Legs

DESCRIPTION	FEATURES	MODEL #	STANDARD TEXTILE GRADES															
			1	2	3	4	5	6	7	8	9	10	11	12				
 <p>Lounge Chair COM: 5.25 YD 4.8 M Unit weight: 80 LB 36.4 KG Carton weight: 90 LB 40.82 KG Carton volume: 20.25 FT³ 0.57 MT³</p>		8271	1423	1591	1733	1896	2163	2410	2657	2872	3140	3392	3733	4216				
		OVERALL DIMENSIONS			SEAT DIMENSIONS			BACK DIMENSIONS										
		W	D	H	W	D	H	W	H									
		IN 28	31	34	22	20	18	22	16									
		MM 711	787	864	559	508	457	559	406									
		RTA 00	1 per carton															
		 <p>Two Seat Sofa COM: 7.25 YD 6.63 M Unit weight: 95 LB 43.2 KG Carton weight: 107 LB 48.53 KG Carton volume: 36.5 FT³ 1.03 MT³</p>		8272	2349	2581	2777	3002	3371	3712	4053	4350	4720	5068	5539	6206		
				OVERALL DIMENSIONS			SEAT DIMENSIONS			BACK DIMENSIONS								
				W	D	H	W	D	H	W	H							
				IN 51	31	34	45	20	18	45	16							
MM 1295	787			864	1143	508	457	1143	406									
RTA 00	1 per carton																	


DESCRIPTION	FEATURES	MODEL #	STANDARD TEXTILE GRADES											
			1	2	3	4	5	6	7	8	9	10	11	12
 <p>Three Seat Sofa COM: 9.25 YD 8.46 M Unit weight: 125 LB 56.8 KG Carton weight: 140 LB 63.5 KG Carton volume: 51.75 FT³ 1.46 MT³</p>		8273	3113	3409	3659	3946	4417	4852	5287	5666	6138	6582	7183	8034
			OVERALL DIMENSIONS			SEAT DIMENSIONS			BACK DIMENSIONS					
				W	D	H	W	D	H	W	H			
				IN 74.25	31	34	68.25	20	18	68.25	16			
				MM 1886	787	864	1734	508	457	1734	406			
			RTA 00	1 per carton										
 <p>Ottoman COM: 1.75 YD 1.6 M Unit weight: 15 LB 6.8 KG Carton weight: 20 LB 9.07 KG Carton volume: 8 FT³ 0.22 MT³</p>		8274	525	581	628	683	772	854	936	1008	1097	1181	1295	1456
			OVERALL DIMENSIONS			SEAT DIMENSIONS			BACK DIMENSIONS					
				W	D	H	W	D	H	W	H			
				IN 24	24	17	24	-	17	-	-			
				MM 610	610	432	610	-	432	-	-			
			RTA 00	1 per carton										
 <p>High Back Lounge Chair COM: 6.25 YD 5.72 M Unit weight: 85 LB 38.6 KG Carton weight: 96 LB 43.54 KG Carton volume: 28.25 FT³ 0.79 MT³</p>		8275	1652	1852	2021	2215	2533	2827	3121	3377	3696	3996	4402	4977
			OVERALL DIMENSIONS			SEAT DIMENSIONS			BACK DIMENSIONS					
				W	D	H	W	D	H	W	H			
				IN 28	31	42	22	20	18	22	18			
				MM 711	787	1067	559	508	457	559	457			
			RTA 00	1 per carton										
 <p>Accent Pillow COM: 0.75 YD 0.69 M Unit weight: 3 LB 1.4 KG Carton weight: 4 LB 1.81 KG Carton volume: 1 FT³ 0.02 MT³</p>		8276	175	199	219	243	281	316	351	382	420	456	505	574
			OVERALL DIMENSIONS			SEAT DIMENSIONS			BACK DIMENSIONS					
				W	D	H	W	D	H	W	H			
				IN 23	6	8	-	-	-	-	-			
				MM 584	152	203	-	-	-	-	-			
			RTA 00	1 per carton										

WIND SEATING




model 3361 (lounge chair), model 3362 (two seat sofa) + model 3367 (coffee table)


ADDITIONAL STITCH DETAIL - ILLUSTRATIONS BELOW



Standard detailing - when upholstered in fabric or vinyl



Additional detailing - when upholstered in leather



Additional detailing - when upholstered in genuine leather

For Wind tables, please see page 328.

For Wind Linear series, please see page 330. This series includes models with ganging solutions.


STANDARD FEATURES






- The Wind series includes freestanding lounge chairs and tables.
- Wind seating is a contemporary version of the traditional lounge chair with raised legs and is scaled down for smaller spaces.
- Wind seating models are available with metal or wood legs. Please see right column for additional details.
- A variety of glide types are available. Please see right column for additional details. Casters are not available on this series.
- Upholstery options: fabric, vinyl or leather. Vinyl and leather models may feature stitch detail across the seat and/or back cushions, if applicable.
- Available with contrasting fabrics. Specify arms, back and front rail separate from seat cushion.

Please add option codes in the following order:

- **Model number**
3361 to 3363 Metal leg seating
3431 to 3433 Wood leg seating
- **Back + arm textile** (includes front rail)
 Specify fabric code.
- **Seat textile**
 Specify fabric code.
- **Leg finish** (metal)
 For leg frame finish options, please see page 380. Upcharges apply for plated finishes:
(CHM) Chrome. No upcharge.
(BCH) Brushed Chrome. Add \$49 for lounge chair. Add \$84 for two seat sofa. Add \$174 for three seat sofa.
(SBR) Satin Brass. Add \$132 for lounge chair. Add \$204 for two seat sofa. Add \$399 for three seat sofa.
(ACO) Antique Copper. Add \$132 for lounge chair. Add \$204 for two seat sofa. Add \$399 for three seat sofa.
- **Leg finish** (wood)

(AAM) Absolute	(NLW) Natural Walnut
(BKM) Black	(ASM) Night
(ACM) Cherry	(NBM) Noce Biondo
(EOM) English Oak	(NGM) Noce Grigio
(ECM) Espresso Cafe	(NEM) Noce Leggero
(TFM) Fruitwood	(NMM) Noce Medio
(HGM) Gray	(SKM) Shaker Cherry
(AHM) Honey	(TWM) Walnut
(TMM) Mahogany	(WTM) WC Cream
(AVM) Maple	(WHM) White
(MWM) Medium Walnut	(WCM) Winter Cherry
- **Glide type** (metal legs only)
 - (GL)** Black glide for most surfaces (standard)
 - (NM)** non-marking glides for most surfaces. No upcharge.
- **Glide type** (wood leg seating only)
 - (NM)** non-marking glides for most surfaces (standard)
 - (SG)** steel cushioned glides for carpeted surfaces. Add \$17.
 - (RG)** non-slip rubber glides for most hard floor surfaces. Add \$22.
 - (FG)** felt glides for most hard floor surfaces. Add \$22.

DESCRIPTION	FEATURES	MODEL #	STANDARD TEXTILE GRADES											
			1	2	3	4	5	6	7	8	9	10	11	12
 <p>Lounge Chair, Metal Legs COM: 4.5 YD 4.11 M Unit weight: 55 LB 25 KG Carton weight: 62 LB 28.12 KG Carton volume: 16.5 FT³ 0.46 MT³</p>		3361	-	1711	1832	1973	2202	2413	2624	2809	3038	3254	3547	3961
			OVERALL DIMENSIONS			SEAT DIMENSIONS			BACK DIMENSIONS					
			W	D	H	W	D	H	W	H				
			IN 27.5	29	28.5	19.5	19	17	19	12				
			MM 699	737	724	495	483	432	483	305				
			RTA.00		1 per carton									

DESCRIPTION	FEATURES	MODEL#	STANDARD TEXTILE GRADES											
			1	2	3	4	5	6	7	8	9	10	11	12
 <p>Two Seat Sofa, Metal Legs COM: 6.75 YD 6.17 M Unit weight: 95 LB 43.2 KG Carton weight: 102 LB 46.27 KG Carton volume: 30 FT³ 0.84 MT³</p>		3362	-	2288	2471	2680	3024	3341	3659	3935	4280	4604	5042	5663
 <p>Three Seat Sofa, Metal Legs COM: 9 YD 8.23 M Unit weight: 125 LB 56.8 KG Carton weight: 135 LB 61.23 KG Carton volume: 42.5 FT³ 1.2 MT³</p>		3363	-	2863	3107	3385	3845	4267	4691	5059	5519	5951	6535	7363
 <p>Lounge Chair, Wood Legs COM: 6 YD 5.49 M Unit weight: 53 LB 24.1 KG Carton weight: 59 LB 26.76 KG Carton volume: 16.5 FT³ 0.46 MT³</p>		3431	-	1968	2130	2317	2622	2904	3186	3432	3738	4026	4416	4968
 <p>Two Seat Sofa, Wood Legs COM: 6.75 YD 6.17 M Unit weight: 91 LB 41.4 KG Carton weight: 98 LB 44.45 KG Carton volume: 30 FT³ 0.84 MT³</p>		3432	-	2631	2814	3023	3367	3684	4002	4278	4623	4947	5385	6006
 <p>Three Seat Sofa, Wood Legs COM: 9 YD 8.23 M Unit weight: 119 LB 54.1 KG Carton weight: 129 LB 58.51 KG Carton volume: 42.5 FT³ 1.2 MT³</p>		3433	-	3292	3536	3814	4274	4696	5120	5488	5948	6380	6964	7792

WIND TABLES



model 3367 (rectangular coffee table)





For Wind seating, please see page 326.


STANDARD FEATURES

- Wind tables complement the modern decor of many environments, pairing naturally with Wind and Wind Linear lounge seating and other contemporary series (such as Kate, Erin and Marche).
- Wind table models are only available with metal legs. Please see right column for additional details.
- A variety of glide types are available. Please see right column for additional details.
- Table tops are offered in thermally fused laminate finishes to coordinate with Global casegoods and wood seating. They are also available in high pressure laminate (HPL) at a 20% upcharge. Please specify HPL in addition to finish code.

Please add option codes in the following order:

- **Model number**
Specify model number
- **Laminate top finish (LPL)**
Absolute Acajou (ACJ), Asian Night (ASN), Avant Cherry (AWC), Avant Honey (AWH), Black (BLK), Blizzard (BZD), Brushed Cobalt (BRC), Clear Maple (CMB), Custom Grey (CGY), Dark Espresso (DES), Designer White (DWT), Fashionista (FAS), First Class (FCL), Noce Biondo (NBL), Noce Grigio (NGL), Noce Leggero (NEL), Noce Medio (NML), Quartered Mahogany (QTM), Sheer Beauty (SBY), Stonedust (SDT), Storm Grey (SOG), Walnut Heights (WHE), White Chocolate (WHC) and Winter Cherry (WCR).
- **Leg finish**
For leg frame finish options, please see page 380. Upcharges apply for plated finishes:
(CHM) Chrome. No upcharge.
(BCH) Brushed Chrome. Add \$73.
(SBR) Satin Brass. Add \$189.
(ACO) Antique Copper. Add \$189.
- **Glide type**
(GL) Black glide for most surfaces (standard)
(NM) non-marking glides for most surfaces.
No upcharge.

DESCRIPTION	FEATURES	MODEL #	STANDARD TEXTILE GRADES							
 <p>End Table, Metal Legs COM: N/A Unit weight: 24 LB 10.9 KG Carton weight: 36 LB 16.33 KG Carton volume: 11.5 FT³ 0.32 MT³</p>		3366 661 Laminate top	List price							
			OVERALL DIMENSIONS W D H			SEAT DIMENSIONS W D H			BACK DIMENSIONS W H	
		IN	24	24	17	-	-	-	-	-
		MM	610	610	432	-	-	-	-	-
		RTA 00	1 per carton							
 <p>Rectangular Coffee Table, Metal Legs COM: N/A Unit weight: 39 LB 17.7 KG Carton weight: 52 LB 23.59 KG Carton volume: 16 FT³ 0.45 MT³</p>		3367 886 Laminate top	List price							
			OVERALL DIMENSIONS W D H			SEAT DIMENSIONS W D H			BACK DIMENSIONS W H	
		IN	48	20	15	-	-	-	-	-
		MM	1219	508	381	-	-	-	-	-
		RTA 00	1 per carton							
 <p>Square End Table, Metal Legs COM: N/A Unit weight: 50 LB 22.7 KG Carton weight: 66 LB 29.94 KG Carton volume: 22 FT³ 0.62 MT³</p>		3368 1214 Laminate top	List price							
			OVERALL DIMENSIONS W D H			SEAT DIMENSIONS W D H			BACK DIMENSIONS W H	
		IN	36	36	15	-	-	-	-	-
		MM	914	914	381	-	-	-	-	-
		RTA 00	1 per carton							
 <p>Round End Table, Metal Legs COM: N/A Unit weight: 30 LB 13.6 KG Carton weight: 35 LB 15.88 KG Carton volume: 11.5 FT³ 0.32 MT³</p>		3870 721 Laminate top	List price							
			OVERALL DIMENSIONS W D H			SEAT DIMENSIONS W D H			BACK DIMENSIONS W H	
		IN	24	24	17	-	-	-	-	-
		MM	610	610	432	-	-	-	-	-
		RTA 00	1 per carton							

DESCRIPTION	FEATURES	MODEL#	STANDARD TEXTILE GRADES								
 <p>Round Coffee Table, Metal Legs COM: N/A Unit weight: 50 LB 22.7 KG Carton weight: 57 LB 25.85 KG Carton volume: 22 FT³ 0.62 MT³</p>			List price								
			3871	1115							
				Laminate top							
				OVERALL DIMENSIONS			SEAT DIMENSIONS			BACK DIMENSIONS	
				W	D	H	W	D	H	W	H
			IN 36	36	15	-	-	-	-	-	
			MM 914	914	381	-	-	-	-	-	
			RTA 00		1 per carton						

WIND LINEAR SEATING



models 3363R and 3363L with 3882 bridge table, 3360 table attaching bracket kit and two 3880 coffee tables

For Wind Linear tables, please see page 334.

STANDARD FEATURES



- Wind Linear is an extension of the Wind lounge series with an emphasis on expansive, clean lines.
- This modular furniture series includes single arm and armless sofas, benches, bridges and tables.
- Seating can be used as stand-alone products or can be ganged together. See ganging features below for more information.
- Wind Linear seating models are available with metal or wood legs. Please see right column for additional details.
- A variety of glide types are available. Please see right column for additional details. Casters are not available on this series.
- Upholstery options: fabric, vinyl or leather. Vinyl and leather models may feature stitch detail across the seat and/or back cushions, if applicable.
- Available with contrasting fabrics. Specify arms, back and front rail separate from seat cushion.

GANGING


- Metal leg (seating):
Table bridges can mount outside or in-between seats to accommodate various work and collaborative settings. Requires table attaching bracket kit 3360.
- Wood leg (seating):
Seat-to-seat ganging bracket option is available to gang seating together at armless ends. Option must be selected at the time of the order, the ganging bracket is factory installed and cannot be added in the field. Wind Linear bridge/end tables (models 3882 + 3884) can mount in between seats.
- Benches and ottomans cannot gang with seating units.




Please add option codes in the following order:


- **Model number**
3361L/R/NA, 3363L/R/NA, 3361B + 3363B
Metal leg seating
3431L/R/NA, 3433L/R/NA, 3434B + 3435B
Wood leg seating
- **Back + arm textile** (includes front rail)
Specify fabric code.
- **Seat textile**
Specify fabric code.
- **Leg finish** (metal)
For metal leg frame finish options, please see page 380. Upcharges apply for plated finishes:
(CHM) Chrome. No upcharge.
(BCH) Brushed Chrome. Add \$130 for single seaters. Add \$200 for three seat sofas. Add \$107 for ottoman. Add \$193 for bench.
(SBR) Satin Brass. Add \$275 for single seater. Add \$449 for three seat sofa. Add \$228 for ottoman. Add \$441 for bench.
- **(ACO)** Antique Copper. Add \$275 for single seater. Add \$449 for three seat sofa. Add \$228 for ottoman. Add \$441 for bench.
- **Leg finish** (wood)
 - (AAM) Absolute
 - (BKM) Black
 - (ACM) Cherry
 - (EOM) English Oak
 - (ECM) Espresso Cafe
 - (TFM) Fruitwood
 - (HGM) Gray
 - (AHM) Honey
 - (TMM) Mahogany
 - (AVM) Maple
 - (MWM) Medium Walnut
 - (NLW) Natural Walnut
 - (ASM) Night
 - (NBM) Noce Biondo
 - (NGM) Noce Grigio
 - (NEM) Noce Leggero
 - (NMM) Noce Medio
 - (SKM) Shaker Cherry
 - (TWM) Walnut
 - (WTM) WC Cream
 - (WHM) White
 - (WCM) Winter Cherry
- **Glide type** (metal legs only)
 - (GL) Black glide for most surfaces (standard)
 - (NM) non-marking glides for most surfaces. No upcharge.
- **Glide type** (wood leg seating only)
 - (NM) non-marking glides for most surfaces (standard)
 - (SG) steel cushioned glides for carpeted surfaces. Add \$17.
 - (RG) non-slip rubber glides for most hard floor surfaces. Add \$22.
 - (FG) felt glides for most hard floor surfaces. Add \$22.
- **Ganging** (wood leg seating only)
 - (NG) no ganging (standard)
 - (GS) ganging seat to seat. See models for upcharges.



DESCRIPTION	FEATURES	MODEL #	STANDARD TEXTILE GRADES											
			1	2	3	4	5	6	7	8	9	10	11	12
 <p>3361R</p>	 <p>3361L</p>	3361R	-	1866	1995	2142	2384	2607	2831	3025	3268	3496	3804	4241
		3361L												
			OVERALL DIMENSIONS			SEAT DIMENSIONS			BACK DIMENSIONS					
			W	D	H	W	D	H	W	H				
			IN 39.5	29	28.5	36	19	17	36	12				
			MM 1003	737	724	914	483	432	914	305				
			RTA 00		1 per carton									

Single Seater - w/Left or Right Arm, Metal Legs
 COM: 4.75 YD | 4.34 M
 Unit weight: 62 LB | 28.2 KG
 Carton weight: 72 LB | 32.66 KG
 Carton volume: 28.5 FT³ | 0.8 MT³

DESCRIPTION	FEATURES	MODEL#	STANDARD TEXTILE GRADES											
			1	2	3	4	5	6	7	8	9	10	11	12
 Single Seater - Armless, Metal Legs COM: 3.25 YD 2.97 M Unit weight: 48 LB 21.8 KG Carton weight: 58 LB 26.31 KG Carton volume: 28.5 FT³ 0.8 MT³		3361NA	-	1673	1761	1862	2028	2180	2333	2466	2632	2788	2999	3298
				OVERALL DIMENSIONS			SEAT DIMENSIONS			BACK DIMENSIONS				
				W	D	H	W	D	H	W	H			
				IN 36.5 MM 927	29 737	28.5 724	36.5 927	19 483	17 432	36.5 927	12 305			
			RTA 00	1 per carton										
 Three Seat Sofa - w/Left or Right Arm, Metal Legs COM: 7.75 YD 7.09 M Unit weight: 105 LB 47.7 KG Carton weight: 120 LB 54.43 KG Carton volume: 41 FT³ 1.16 MT³		3363R 3363L	-	2672	2882	3122	3517	3881	4246	4563	4959	5331	5834	6547
				OVERALL DIMENSIONS			SEAT DIMENSIONS			BACK DIMENSIONS				
				W	D	H	W	D	H	W	H			
				IN 75 MM 1905	29 737	28.5 724	71 1803	19 483	17 432	71 1803	12 305			
			RTA 00	1 per carton										
 Three Seat Sofa - Armless, Metal Legs COM: 6.5 YD 5.94 M Unit weight: 96 LB 43.6 KG Carton weight: 111 LB 50.35 KG Carton volume: 39.25 FT³ 1.11 MT³		3363NA	-	2479	2655	2857	3187	3493	3799	4065	4397	4709	5131	5729
				OVERALL DIMENSIONS			SEAT DIMENSIONS			BACK DIMENSIONS				
				W	D	H	W	D	H	W	H			
				IN 72 MM 1829	29 737	28.5 724	72 1829	19 483	17 432	72 1829	12 305			
			RTA 00	1 per carton										
 Ottoman, Metal Legs COM: 1.75 YD 1.6 M Unit weight: 38 LB 17.3 KG Carton weight: 50 LB 22.68 KG Carton volume: 12.5 FT³ 0.35 MT³		3361B	-	1290	1337	1392	1481	1563	1645	1717	1806	1890	2004	2165
				OVERALL DIMENSIONS			SEAT DIMENSIONS			BACK DIMENSIONS				
				W	D	H	W	D	H	W	H			
				IN 35.5 MM 902	20.5 521	17.5 445	- -	- -	- -	- -	- -			
			RTA 00	1 per carton										
 Bench, Metal Legs COM: 3.5 YD 3.2 M Unit weight: 70 LB 31.8 KG Carton weight: 80 LB 36.29 KG Carton volume: 18.75 FT³ 0.53 MT³		3363B	-	1943	2038	2146	2325	2489	2654	2797	2976	3144	3371	3693
				OVERALL DIMENSIONS			SEAT DIMENSIONS			BACK DIMENSIONS				
				W	D	H	W	D	H	W	H			
				IN 72 MM 1829	20.5 521	17.5 445	- -	- -	17.5 445	- -	- -			
			RTA 00	1 per carton										

DESCRIPTION	FEATURES	MODEL#	STANDARD TEXTILE GRADES														
			1	2	3	4	5	6	7	8	9	10	11	12			
 <p>3431R 3431L</p> <p>Single Seater - w/Left or Right Arm, Wood Legs COM: 4.75 YD 4.34 M Unit weight: 60 LB 27.3 KG Carton weight: 70 LB 31.75 KG Carton volume: 28.5 FT³ 0.8 MT³</p>	Optional ganging bracket (1 unit) for seat to seat on 1 side - add \$12.	3431R	-	2146	2275	2422	2664	2887	3111	3305	3548	3776	4084	4521			
		3431L															
		OVERALL DIMENSIONS			SEAT DIMENSIONS			BACK DIMENSIONS									
		IN	39.5	29	28.5	36	19	17	36	12	MM	1003	737	724	914	483	432
	RTA 00	1 per carton															
 <p>3431NA</p> <p>Single Seater - Armless, Wood Legs COM: 3.25 YD 2.97 M Unit weight: 46 LB 20.9 KG Carton weight: 56 LB 25.4 KG Carton volume: 28.5 FT³ 0.8 MT³</p>	Optional ganging bracket (2 units) for seat to seat on both sides - add \$24.	3431NA	-	1924	2012	2113	2279	2431	2584	2717	2883	3039	3250	3549			
		3431NA															
		OVERALL DIMENSIONS			SEAT DIMENSIONS			BACK DIMENSIONS									
		IN	36.5	29	28.5	36.5	19	17	36.5	12	MM	927	737	724	927	483	432
	RTA 00	1 per carton															
 <p>3433R 3433L</p> <p>Three Seat Sofa - w/Left or Right Arm, Wood Legs COM: 7.75 YD 7.09 M Unit weight: 99 LB 45 KG Carton weight: 111 LB 50.35 KG Carton volume: 41 FT³ 1.16 MT³</p>	Optional ganging bracket (1 unit) for seat to seat on 1 side - add \$12.	3433R	-	3073	3283	3523	3918	4282	4647	4964	5360	5732	6235	6948			
		3433L															
		OVERALL DIMENSIONS			SEAT DIMENSIONS			BACK DIMENSIONS									
		IN	75	29	28.5	71	19	17	71	12	MM	1905	737	724	1803	483	432
	RTA 00	1 per carton															
 <p>3433NA</p> <p>Three Seat Sofa - Armless, Wood Legs COM: 6.5 YD 5.94 M Unit weight: 90 LB 40.9 KG Carton weight: 105 LB 47.63 KG Carton volume: 39.25 FT³ 1.11 MT³</p>	Optional ganging bracket (2 units) for seat to seat on both sides - add \$24.	3433NA	-	2851	3027	3229	3559	3865	4171	4437	4769	5081	5503	6101			
		3433NA															
		OVERALL DIMENSIONS			SEAT DIMENSIONS			BACK DIMENSIONS									
		IN	72	29	28.5	72	19	17	72	12	MM	1829	737	724	1829	483	432
	RTA 00	1 per carton															
 <p>3434B</p> <p>Ottoman, Wood Legs COM: 1.75 YD 1.6 M Unit weight: 36 LB 16.4 KG Carton weight: 48 LB 21.77 KG Carton volume: 12.5 FT³ 0.35 MT³</p>		3434B	-	1484	1531	1586	1675	1757	1839	1911	2000	2084	2198	2359			
		3434B															
		OVERALL DIMENSIONS			SEAT DIMENSIONS			BACK DIMENSIONS									
		IN	35.5	20.5	17.5	-	-	-	-	-	MM	902	521	445	-	-	-
	RTA 00	1 per carton															

DESCRIPTION	FEATURES	MODEL#	STANDARD TEXTILE GRADES											
			1	2	3	4	5	6	7	8	9	10	11	12
 <p>Bench, Wood Legs COM: 3.5 YD 3.2 M Unit weight: 66 LB 30 KG Carton weight: 76 LB 34.47 KG Carton volume: 18.75 FT³ 0.53 MT³</p>		3435B	-	2234	2329	2437	2616	2780	2945	3088	3267	3435	3662	3984
				OVERALL DIMENSIONS W D H			SEAT DIMENSIONS W D H			BACK DIMENSIONS W H				
				IN 72	20.5	17.5	-	-	17.5	-	-	-	-	-
				MM 1829	521	445	-	-	445	-	-	-	-	
			RTA 00	1 per carton										

DESCRIPTION	FEATURES	MODEL#	STANDARD TEXTILE GRADES											
			1	2	3	4	5	6	7	8	9	10	11	12
 <p>Bolster Cushion COM: 1 YD 0.91 M Unit weight: 1 LB 0.5 KG Carton weight: 1.5 LB 0.68 KG Carton volume: 1.3 FT³ 0.03 MT³</p>	1 loose cushion.	3885	-	133	160	191	242	289	336	377	428	476	541	633
				OVERALL DIMENSIONS W D H			SEAT DIMENSIONS W D H			BACK DIMENSIONS W H				
				IN 16	5	7	-	-	-	-	-	-	-	
				MM 406	127	178	-	-	-	-	-	-	-	
			RTA 00		1 per carton									

WIND LINEAR TABLES



model 3878 (side table - rectangular)

For Wind Linear seating, please see page 330.

STANDARD FEATURES









- Wind Linear is an extension of the Wind lounge series with an emphasis on expansive, clean lines.
- Seating and freestanding tables can be used as stand-alone products. Seating units can be linked together using bridge tables to create infinite configurations.
- Tables are available with metal legs. Please see right column for additional details.
- A variety of glide types are available. Please see right column for additional details. Casters are not available on this series.
- Models are offered in thermally fused laminate finishes to coordinate with Global casegoods and wood seating.





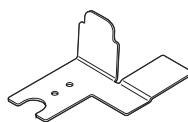
GANGING

- Table bridges can mount outside or in-between seats to accommodate various work and collaborative settings. Requires table attaching bracket kit 3360.
- Bridge corner and end tables mount between chairs and/or sofa units only (at armless ends). Bridge table (model 3884) is only to be used with ottomans and/or benches. Both require table attaching bracket kit 3360.

Please add option codes in the following order:

- **Model number**
3878, 3879, 3880, 3881L + 3883
 Metal leg tables
3882 + 3884
 Bridge tables (no legs)
- **Laminate top finish (LPL)**
 Absolute Acajou (ACJ), Asian Night (ASN), Avant Cherry (AWC), Avant Honey (AWH), Black (BLK), Blizzard (BZD), Brushed Cobalt (BRC), Clear Maple (CMB), Custom Grey (CGY), Dark Espresso (DES), Designer White (DWT), Fashionista (FAS), First Class (FCL), Noce Biondo (NBL), Noce Grigio (NGL), Noce Leggero (NEL), Noce Medio (NML), Quartered Mahogany (QTM), Sheer Beauty (SBY), Stonedust (SDT), Storm Grey (SOG), Walnut Heights (WHE), White Chocolate (WHC) and Winter Cherry (WCR).
- **Leg finish (metal)**
 For metal leg frame finish options, please see page 380. Upcharges apply for plated finishes:
(CHM) Chrome. No upcharge (except on bridge corner table model 3881 - add \$61)
(BCH) Brushed Chrome. Add \$73.
(SBR) Satin Brass. Add \$189.
(ACO) Antique Copper. Add \$189.
- **Glide type (metal legs only)**
(GL) Black glide for most surfaces (standard)
(NM) Non-marking glides for most surfaces.
 No upcharge.

DESCRIPTION	FEATURES	MODEL #	STANDARD TEXTILE GRADES							
 <p>Side Table - Rectangular, Metal Legs COM: N/A Unit weight: 30 LB 13.6 KG Carton weight: 38 LB 17.24 KG Carton volume: 11.5 FT³ 0.32 MT³</p>	Freestanding.	3878	List price							
			1112							
			OVERALL DIMENSIONS W D H			SEAT DIMENSIONS W D H			BACK DIMENSIONS W H	
			IN	20	25	16	-	-	-	-
MM	508	635	406	-	-	-	-	-		
		  1 per carton								
 <p>Side Table - 25" Square, Metal Legs COM: N/A Unit weight: 32 LB 14.5 KG Carton weight: 40 LB 18.14 KG Carton volume: 11.5 FT³ 0.32 MT³</p>	Freestanding.	3879	List price							
			1241							
			OVERALL DIMENSIONS W D H			SEAT DIMENSIONS W D H			BACK DIMENSIONS W H	
			IN	25	25	16	-	-	-	-
MM	635	635	406	-	-	-	-	-		
		  1 per carton								
 <p>Coffee Table - 54", Metal Legs COM: N/A Unit weight: 39 LB 17.7 KG Carton weight: 52 LB 23.59 KG Carton volume: 16 FT³ 0.45 MT³</p>	Freestanding.	3880	List price							
			1393							
			OVERALL DIMENSIONS W D H			SEAT DIMENSIONS W D H			BACK DIMENSIONS W H	
			IN	54	20	15	-	-	-	-
MM	1372	508	381	-	-	-	-	-		
		 1 per carton								

DESCRIPTION	FEATURES	MODEL#	STANDARD TEXTILE GRADES																																					
 <p>3881R 3881L</p> <p>Bridge Corner Table - Right or Left, Metal Legs COM: N/A Unit weight: 25 LB 11.4 KG Carton weight: 33 LB 14.97 KG Carton volume: 11.5 FT³ 0.32 MT³</p>	<p>Requires bracket kit (3360).</p> <p>Chrome (CHM) leg frame finish - add \$61.</p>	<p>3881R 1502 3881L</p>	List price																																					
			<table border="1"> <thead> <tr> <th rowspan="2"></th> <th colspan="3">OVERALL DIMENSIONS</th> <th colspan="3">SEAT DIMENSIONS</th> <th colspan="2">BACK DIMENSIONS</th> </tr> <tr> <th>W</th> <th>D</th> <th>H</th> <th>W</th> <th>D</th> <th>H</th> <th>W</th> <th>H</th> </tr> </thead> <tbody> <tr> <td>IN</td> <td>25</td> <td>25</td> <td>12</td> <td>-</td> <td>-</td> <td>-</td> <td>-</td> <td>-</td> </tr> <tr> <td>MM</td> <td>635</td> <td>635</td> <td>305</td> <td>-</td> <td>-</td> <td>-</td> <td>-</td> <td>-</td> </tr> </tbody> </table>				OVERALL DIMENSIONS			SEAT DIMENSIONS			BACK DIMENSIONS		W	D	H	W	D	H	W	H	IN	25	25	12	-	-	-	-	-	MM	635	635	305	-	-	-	-	-
	OVERALL DIMENSIONS			SEAT DIMENSIONS			BACK DIMENSIONS																																	
	W	D	H	W	D	H	W	H																																
IN	25	25	12	-	-	-	-	-																																
MM	635	635	305	-	-	-	-	-																																
 <p>Bridge End Table COM: N/A Unit weight: 20 LB 9.1 KG Carton weight: 25 LB 11.34 KG Carton volume: 3.4 FT³ 0.09 MT³</p>	<p>Requires bracket kit (3360).</p> <p>To be used with chair and sofa models. Not usable with bench or ottoman models.</p>	<p>3882 789</p>	List price																																					
			<table border="1"> <thead> <tr> <th rowspan="2"></th> <th colspan="3">OVERALL DIMENSIONS</th> <th colspan="3">SEAT DIMENSIONS</th> <th colspan="2">BACK DIMENSIONS</th> </tr> <tr> <th>W</th> <th>D</th> <th>H</th> <th>W</th> <th>D</th> <th>H</th> <th>W</th> <th>H</th> </tr> </thead> <tbody> <tr> <td>IN</td> <td>20</td> <td>25</td> <td>5</td> <td>-</td> <td>-</td> <td>-</td> <td>-</td> <td>-</td> </tr> <tr> <td>MM</td> <td>508</td> <td>635</td> <td>127</td> <td>-</td> <td>-</td> <td>-</td> <td>-</td> <td>-</td> </tr> </tbody> </table>				OVERALL DIMENSIONS			SEAT DIMENSIONS			BACK DIMENSIONS		W	D	H	W	D	H	W	H	IN	20	25	5	-	-	-	-	-	MM	508	635	127	-	-	-	-	-
	OVERALL DIMENSIONS			SEAT DIMENSIONS			BACK DIMENSIONS																																	
	W	D	H	W	D	H	W	H																																
IN	20	25	5	-	-	-	-	-																																
MM	508	635	127	-	-	-	-	-																																
 <p>Low Side Table, Metal Legs COM: N/A Unit weight: 26 LB 11.8 KG Carton weight: 32 LB 14.51 KG Carton volume: 11.5 FT³ 0.32 MT³</p>	<p>Freestanding.</p>	<p>3883 1098</p>	List price																																					
			<table border="1"> <thead> <tr> <th rowspan="2"></th> <th colspan="3">OVERALL DIMENSIONS</th> <th colspan="3">SEAT DIMENSIONS</th> <th colspan="2">BACK DIMENSIONS</th> </tr> <tr> <th>W</th> <th>D</th> <th>H</th> <th>W</th> <th>D</th> <th>H</th> <th>W</th> <th>H</th> </tr> </thead> <tbody> <tr> <td>IN</td> <td>20</td> <td>25</td> <td>12</td> <td>-</td> <td>-</td> <td>-</td> <td>-</td> <td>-</td> </tr> <tr> <td>MM</td> <td>508</td> <td>635</td> <td>305</td> <td>-</td> <td>-</td> <td>-</td> <td>-</td> <td>-</td> </tr> </tbody> </table>				OVERALL DIMENSIONS			SEAT DIMENSIONS			BACK DIMENSIONS		W	D	H	W	D	H	W	H	IN	20	25	12	-	-	-	-	-	MM	508	635	305	-	-	-	-	-
	OVERALL DIMENSIONS			SEAT DIMENSIONS			BACK DIMENSIONS																																	
	W	D	H	W	D	H	W	H																																
IN	20	25	12	-	-	-	-	-																																
MM	508	635	305	-	-	-	-	-																																
 <p>Bridge Table - 20" Square COM: N/A Unit weight: 18 LB 8.2 KG Carton weight: 23 LB 10.43 KG Carton volume: 3.4 FT³ 0.09 MT³</p>	<p>Requires bracket kit (3360).</p> <p>To be used with bench and ottoman models. Not usable with chair or sofa models</p>	<p>3884 710</p>	List price																																					
			<table border="1"> <thead> <tr> <th rowspan="2"></th> <th colspan="3">OVERALL DIMENSIONS</th> <th colspan="3">SEAT DIMENSIONS</th> <th colspan="2">BACK DIMENSIONS</th> </tr> <tr> <th>W</th> <th>D</th> <th>H</th> <th>W</th> <th>D</th> <th>H</th> <th>W</th> <th>H</th> </tr> </thead> <tbody> <tr> <td>IN</td> <td>20</td> <td>20</td> <td>5</td> <td>-</td> <td>-</td> <td>-</td> <td>-</td> <td>-</td> </tr> <tr> <td>MM</td> <td>508</td> <td>508</td> <td>127</td> <td>-</td> <td>-</td> <td>-</td> <td>-</td> <td>-</td> </tr> </tbody> </table>				OVERALL DIMENSIONS			SEAT DIMENSIONS			BACK DIMENSIONS		W	D	H	W	D	H	W	H	IN	20	20	5	-	-	-	-	-	MM	508	508	127	-	-	-	-	-
	OVERALL DIMENSIONS			SEAT DIMENSIONS			BACK DIMENSIONS																																	
	W	D	H	W	D	H	W	H																																
IN	20	20	5	-	-	-	-	-																																
MM	508	508	127	-	-	-	-	-																																
 <p>Table Bracket Kit COM: N/A Unit weight: 1 LB 0.5 KG Carton weight: 1.5 LB 0.68 KG Carton volume: 0.5 FT³ 0.01 MT³</p>	<p>Kit includes 4 brackets and hardware. Use with models 3881L, 3881R, 3882, 3884, 3436R and 3436L.</p> <p>1 kit per carton.</p>	<p>3360 125</p>	List price																																					
			<table border="1"> <thead> <tr> <th rowspan="2"></th> <th colspan="3">OVERALL DIMENSIONS</th> <th colspan="3">SEAT DIMENSIONS</th> <th colspan="2">BACK DIMENSIONS</th> </tr> <tr> <th>W</th> <th>D</th> <th>H</th> <th>W</th> <th>D</th> <th>H</th> <th>W</th> <th>H</th> </tr> </thead> <tbody> <tr> <td>IN</td> <td>5</td> <td>7.5</td> <td>3</td> <td>-</td> <td>-</td> <td>-</td> <td>-</td> <td>-</td> </tr> <tr> <td>MM</td> <td>127</td> <td>191</td> <td>76</td> <td>-</td> <td>-</td> <td>-</td> <td>-</td> <td>-</td> </tr> </tbody> </table>				OVERALL DIMENSIONS			SEAT DIMENSIONS			BACK DIMENSIONS		W	D	H	W	D	H	W	H	IN	5	7.5	3	-	-	-	-	-	MM	127	191	76	-	-	-	-	-
	OVERALL DIMENSIONS			SEAT DIMENSIONS			BACK DIMENSIONS																																	
	W	D	H	W	D	H	W	H																																
IN	5	7.5	3	-	-	-	-	-																																
MM	127	191	76	-	-	-	-	-																																

heavy duty / 24 hr



Concorde Executive 24HR.....341



G1 Ergo Select TS.....342



Granada TS337



Granada Deluxe TS337



Malaga TS.....338



ObusForme Comfort TS.....339



ObusForme Comfort XL.....344



Robust.....349



Saxon350



Truform TS.....339



Vion TS.....351



Yorkdale TS.....340

TS MODELS



model TS3140-3 Malaga

model TS5451-3 Truform


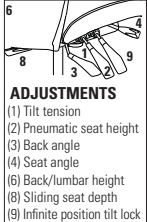

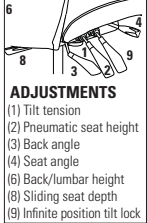

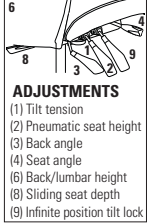
STANDARD FEATURES


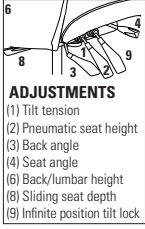


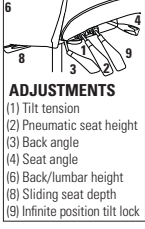


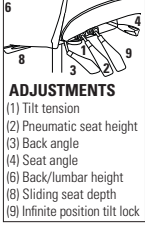


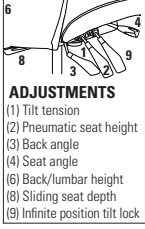


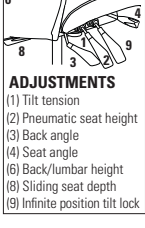

- TS models are available within standard series. TS stands for “three shift” and all of the TS models are rated for 24/7 applications as well as weight rated up to 350 lbs.
- Multi-tilter models feature a heavy duty mechanism.
- Multi-tilters are standard with pneumatic seat height, sliding seat depth adjustment, forward and rearward seat tilt with infinite lock, free floating back angle control and tilt tension control.
- Heavy duty stools are standard with a fixed back, seat depth and pneumatic seat height adjustments, swivels with adjustable Chrome footrest.
- All models are standard with either Ultracell or molded heavy duty seat foam.
- All models have a heavy duty 3” wide back upright.
- All models (except Truform) have outer back panels retained by trim screws for extra security.
- All models (except Truform) are standard with clear vinyl bumper guards around their outside backs.
- Dual wheel carpet casters (C10) are standard on all models, except Truform which comes standard with (C1).


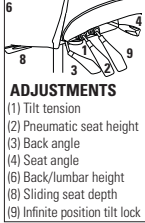


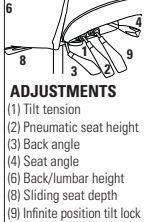


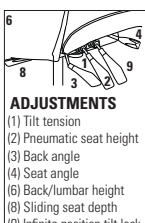


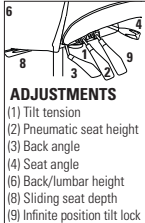


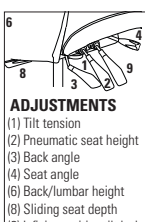

OPTIONAL FEATURES


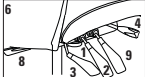


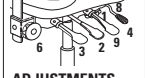


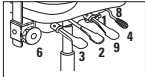

- Optional abrasion resistant outer back fabric (polyester) is available (except Truform TS). Resistant to impact damage. Available in Black only. Please specify (BKB). Add \$9.
- For 24 hour application, Global’s Limited Lifetime Warranty is applicable only on fabrics that are rated for 100,000 double rubs.
- For hard surface flooring casters, please specify (C10R). Add \$20. For hard surface flooring casters on Truform models, please specify (C9R). Add \$21.
- For additional arm/caster options, please refer to the Arm and Caster section (page 353). *Optional casters may be priced higher than the standard casters for your chair and the difference will be charged. Lower priced optional casters will not be credited.*

Select series are available with multiple seat sizes. See measurements below.

DESCRIPTION	FEATURES	MODEL #	STANDARD TEXTILE GRADES																							
			1	2	3	4	5	6	7	8	9	10	11	12												
 <p>Granada TS</p> <p>LB Heavy Duty Multi-Tilter Plain Back COM: 1.5 YD 1.37 M Unit weight: 48 LB 21.8 KG Carton weight: 58 LB 26.31 KG Carton volume: 10.5 FT³ 0.29 MT³</p>	 <p>ADJUSTMENTS (1) Tilt tension (2) Pneumatic seat height (3) Back angle (4) Seat angle (6) Back/lumbar height (8) Sliding seat depth (9) Infinite position tilt lock</p>	<p>Ergonomic features: A, B, C, D, E, F, G, H, M, N, Q, S</p>	TS3212	1050	1098	1139	1185	1262	1332	1403	1464	1541	1613	1710	1848											
			<p>OVERALL DIMENSIONS</p> <table border="1"> <tr><th>W</th><th>D</th><th>H</th></tr> <tr><td>IN 26</td><td>24</td><td>40</td></tr> <tr><td>MM 660</td><td>610</td><td>1016</td></tr> </table>	W	D	H	IN 26	24	40	MM 660	610	1016	<p>SEAT DIMENSIONS</p> <table border="1"> <tr><th>W</th><th>D</th><th>H</th></tr> <tr><td>20.5</td><td>17-19.5</td><td>17.5-21.5</td></tr> <tr><td>521</td><td>432-495</td><td>445-546</td></tr> </table>	W	D	H	20.5	17-19.5	17.5-21.5	521	432-495	445-546	<p>BACK DIMENSIONS</p> <table border="1"> <tr><th>W</th><th>H</th></tr> <tr><td>19</td><td>17.5-21.5</td></tr> <tr><td>483</td><td>445-546</td></tr> </table>	W	H	19
W	D	H																								
IN 26	24	40																								
MM 660	610	1016																								
W	D	H																								
20.5	17-19.5	17.5-21.5																								
521	432-495	445-546																								
W	H																									
19	17.5-21.5																									
483	445-546																									
 <p>Granada TS</p> <p>HB Heavy Duty Multi-Tilter Plain Back COM: 1.75 YD 1.6 M Unit weight: 51 LB 23.2 KG Carton weight: 55 LB 24.95 KG Carton volume: 10.5 FT³ 0.29 MT³</p>	 <p>ADJUSTMENTS (1) Tilt tension (2) Pneumatic seat height (3) Back angle (4) Seat angle (6) Back/lumbar height (8) Sliding seat depth (9) Infinite position tilt lock</p>	<p>Ergonomic features: A, B, C, D, E, F, G, H, M, N, Q, S</p>	TS3217	1088	1144	1191	1246	1335	1417	1499	1571	1660	1744	1858	2019											
			<p>OVERALL DIMENSIONS</p> <table border="1"> <tr><th>W</th><th>D</th><th>H</th></tr> <tr><td>IN 26</td><td>24.5</td><td>43</td></tr> <tr><td>MM 660</td><td>622</td><td>1092</td></tr> </table>	W	D	H	IN 26	24.5	43	MM 660	622	1092	<p>SEAT DIMENSIONS</p> <table border="1"> <tr><th>W</th><th>D</th><th>H</th></tr> <tr><td>20.5</td><td>17-19.5</td><td>17.5-21.5</td></tr> <tr><td>521</td><td>432-495</td><td>445-546</td></tr> </table>	W	D	H	20.5	17-19.5	17.5-21.5	521	432-495	445-546	<p>BACK DIMENSIONS</p> <table border="1"> <tr><th>W</th><th>H</th></tr> <tr><td>19</td><td>21.5-25.5</td></tr> <tr><td>483</td><td>546-648</td></tr> </table>	W	H	19
W	D	H																								
IN 26	24.5	43																								
MM 660	622	1092																								
W	D	H																								
20.5	17-19.5	17.5-21.5																								
521	432-495	445-546																								
W	H																									
19	21.5-25.5																									
483	546-648																									
 <p>Granada Deluxe TS</p> <p>HB Heavy Duty Multi-Tilter COM: 2 YD 1.83 M Unit weight: 56 LB 25.5 KG Carton weight: 65 LB 29.48 KG Carton volume: 10.5 FT³ 0.29 MT³</p>	 <p>ADJUSTMENTS (1) Tilt tension (2) Pneumatic seat height (3) Back angle (4) Seat angle (6) Back/lumbar height (8) Sliding seat depth (9) Infinite position tilt lock</p>	<p>Ergonomic features: A, B, C, D, E, F, G, H, M, N, Q, S</p>	TS1170-3	1140	1204	1258	1320	1422	1516	1610	1692	1794	1890	2020	2204											
			<p>OVERALL DIMENSIONS</p> <table border="1"> <tr><th>W</th><th>D</th><th>H</th></tr> <tr><td>IN 26</td><td>23.5</td><td>45</td></tr> <tr><td>MM 660</td><td>597</td><td>1143</td></tr> </table>	W	D	H	IN 26	23.5	45	MM 660	597	1143	<p>SEAT DIMENSIONS</p> <table border="1"> <tr><th>W</th><th>D</th><th>H</th></tr> <tr><td>21</td><td>18-20.5</td><td>17.5-21.5</td></tr> <tr><td>533</td><td>457-521</td><td>445-546</td></tr> </table>	W	D	H	21	18-20.5	17.5-21.5	533	457-521	445-546	<p>BACK DIMENSIONS</p> <table border="1"> <tr><th>W</th><th>H</th></tr> <tr><td>20</td><td>23-28.25</td></tr> <tr><td>508</td><td>584-718</td></tr> </table>	W	H	20
W	D	H																								
IN 26	23.5	45																								
MM 660	597	1143																								
W	D	H																								
21	18-20.5	17.5-21.5																								
533	457-521	445-546																								
W	H																									
20	23-28.25																									
508	584-718																									

DESCRIPTION	FEATURES	MODEL#	STANDARD TEXTILE GRADES																																												
			1	2	3	4	5	6	7	8	9	10	11	12																																	
 <p>Granada Deluxe TS MB Heavy Duty Multi-Tilter COM: 1.75 YD 1.6 M Unit weight: 54 LB 24.5 KG Carton weight: 63 LB 28.58 KG Carton volume: 10.5 FT³ 0.29 MT³</p>	 <p>ADJUSTMENTS (1) Tilt tension (2) Pneumatic seat height (3) Back angle (4) Seat angle (6) Back/lumbar height (8) Sliding seat depth (9) Infinite position tilt lock</p>	<p>Ergonomic features: A, B, C, D, E, F, G, H, M, N, Q, S</p>	<table border="1"> <tr> <th colspan="3">OVERALL DIMENSIONS</th> <th colspan="3">SEAT DIMENSIONS</th> <th colspan="3">BACK DIMENSIONS</th> </tr> <tr> <th>W</th><th>D</th><th>H</th> <th>W</th><th>D</th><th>H</th> <th>W</th><th>H</th> </tr> <tr> <td>IN 26</td><td>23.5</td><td>41</td> <td>21</td><td>18-20.5</td><td>17.5-21.5</td> <td>20</td><td>19-24.25</td> </tr> <tr> <td>MM 660</td><td>597</td><td>1041</td> <td>533</td><td>457-521</td><td>445-546</td> <td>508</td><td>483-616</td> </tr> </table>												OVERALL DIMENSIONS			SEAT DIMENSIONS			BACK DIMENSIONS			W	D	H	W	D	H	W	H	IN 26	23.5	41	21	18-20.5	17.5-21.5	20	19-24.25	MM 660	597	1041	533	457-521	445-546	508	483-616
			OVERALL DIMENSIONS			SEAT DIMENSIONS			BACK DIMENSIONS																																						
			W	D	H	W	D	H	W	H																																					
			IN 26	23.5	41	21	18-20.5	17.5-21.5	20	19-24.25																																					
MM 660	597	1041	533	457-521	445-546	508	483-616																																								
<p>RTA 2  1 per carton</p>																																															
 <p>Granada Deluxe TS HB Heavy Duty Multi-Tilter w/Schukra COM: 2 YD 1.83 M Unit weight: 56 LB 25.5 KG Carton weight: 63 LB 28.48 KG Carton volume: 10.5 FT³ 0.29 MT³</p>	 <p>ADJUSTMENTS (1) Tilt tension (2) Pneumatic seat height (3) Back angle (4) Seat angle (6) Back/lumbar height (8) Sliding seat depth (9) Infinite position tilt lock</p>	<p>Ergonomic features: A, B, C, D, E, F, G, H, M, N, Q, S, V</p>	<table border="1"> <tr> <th colspan="3">OVERALL DIMENSIONS</th> <th colspan="3">SEAT DIMENSIONS</th> <th colspan="3">BACK DIMENSIONS</th> </tr> <tr> <th>W</th><th>D</th><th>H</th> <th>W</th><th>D</th><th>H</th> <th>W</th><th>H</th> </tr> <tr> <td>IN 26</td><td>23.5</td><td>45</td> <td>21</td><td>18-20.5</td><td>17.5-21.5</td> <td>20</td><td>23-28.25</td> </tr> <tr> <td>MM 660</td><td>597</td><td>1143</td> <td>533</td><td>457-521</td><td>445-546</td> <td>508</td><td>584-718</td> </tr> </table>												OVERALL DIMENSIONS			SEAT DIMENSIONS			BACK DIMENSIONS			W	D	H	W	D	H	W	H	IN 26	23.5	45	21	18-20.5	17.5-21.5	20	23-28.25	MM 660	597	1143	533	457-521	445-546	508	584-718
			OVERALL DIMENSIONS			SEAT DIMENSIONS			BACK DIMENSIONS																																						
			W	D	H	W	D	H	W	H																																					
			IN 26	23.5	45	21	18-20.5	17.5-21.5	20	23-28.25																																					
MM 660	597	1143	533	457-521	445-546	508	584-718																																								
<p>RTA 2  1 per carton</p>																																															
 <p>Granada Deluxe TS MB Heavy Duty Multi-Tilter w/Schukra COM: 1.75 YD 1.6 M Unit weight: 54 LB 24.5 KG Carton weight: 63 LB 28.58 KG Carton volume: 10.5 FT³ 0.29 MT³</p>	 <p>ADJUSTMENTS (1) Tilt tension (2) Pneumatic seat height (3) Back angle (4) Seat angle (6) Back/lumbar height (8) Sliding seat depth (9) Infinite position tilt lock</p>	<p>Ergonomic features: A, B, C, D, E, F, G, H, M, N, Q, S, V</p>	<table border="1"> <tr> <th colspan="3">OVERALL DIMENSIONS</th> <th colspan="3">SEAT DIMENSIONS</th> <th colspan="3">BACK DIMENSIONS</th> </tr> <tr> <th>W</th><th>D</th><th>H</th> <th>W</th><th>D</th><th>H</th> <th>W</th><th>H</th> </tr> <tr> <td>IN 26</td><td>23.5</td><td>41</td> <td>21</td><td>18-20.5</td><td>17.5-21.5</td> <td>20</td><td>19-24.25</td> </tr> <tr> <td>MM 660</td><td>597</td><td>1041</td> <td>533</td><td>457-521</td><td>445-546</td> <td>508</td><td>483-616</td> </tr> </table>												OVERALL DIMENSIONS			SEAT DIMENSIONS			BACK DIMENSIONS			W	D	H	W	D	H	W	H	IN 26	23.5	41	21	18-20.5	17.5-21.5	20	19-24.25	MM 660	597	1041	533	457-521	445-546	508	483-616
			OVERALL DIMENSIONS			SEAT DIMENSIONS			BACK DIMENSIONS																																						
			W	D	H	W	D	H	W	H																																					
			IN 26	23.5	41	21	18-20.5	17.5-21.5	20	19-24.25																																					
MM 660	597	1041	533	457-521	445-546	508	483-616																																								
<p>RTA 2  1 per carton</p>																																															
 <p>Malaga TS HB Heavy Duty Multi-Tilter COM: 1.75 YD 1.6 M Unit weight: 52 LB 23.6 KG Carton weight: 61 LB 27.67 KG Carton volume: 10.5 FT³ 0.29 MT³</p>	 <p>ADJUSTMENTS (1) Tilt tension (2) Pneumatic seat height (3) Back angle (4) Seat angle (6) Back/lumbar height (8) Sliding seat depth (9) Infinite position tilt lock</p>	<p>Ergonomic features: A, B, C, D, E, F, G, H, M, N, Q, S</p>	<table border="1"> <tr> <th colspan="3">OVERALL DIMENSIONS</th> <th colspan="3">SEAT DIMENSIONS</th> <th colspan="3">BACK DIMENSIONS</th> </tr> <tr> <th>W</th><th>D</th><th>H</th> <th>W</th><th>D</th><th>H</th> <th>W</th><th>H</th> </tr> <tr> <td>IN 25</td><td>25</td><td>44</td> <td>20</td><td>17.5-20</td><td>16.75-20.75</td> <td>18.5</td><td>25-29</td> </tr> <tr> <td>MM 635</td><td>635</td><td>1118</td> <td>508</td><td>445-508</td><td>425-527</td> <td>470</td><td>635-737</td> </tr> </table>												OVERALL DIMENSIONS			SEAT DIMENSIONS			BACK DIMENSIONS			W	D	H	W	D	H	W	H	IN 25	25	44	20	17.5-20	16.75-20.75	18.5	25-29	MM 635	635	1118	508	445-508	425-527	470	635-737
			OVERALL DIMENSIONS			SEAT DIMENSIONS			BACK DIMENSIONS																																						
			W	D	H	W	D	H	W	H																																					
			IN 25	25	44	20	17.5-20	16.75-20.75	18.5	25-29																																					
MM 635	635	1118	508	445-508	425-527	470	635-737																																								
<p>RTA 2  1 per carton</p>																																															
 <p>Malaga TS LB Heavy Duty Multi-Tilter COM: 1.5 YD 1.37 M Unit weight: 51 LB 23.2 KG Carton weight: 60 LB 27.22 KG Carton volume: 10.5 FT³ 0.29 MT³</p>	 <p>ADJUSTMENTS (1) Tilt tension (2) Pneumatic seat height (3) Back angle (4) Seat angle (6) Back/lumbar height (8) Sliding seat depth (9) Infinite position tilt lock</p>	<p>Ergonomic features: A, B, C, D, E, F, G, H, M, N, Q, S</p>	<table border="1"> <tr> <th colspan="3">OVERALL DIMENSIONS</th> <th colspan="3">SEAT DIMENSIONS</th> <th colspan="3">BACK DIMENSIONS</th> </tr> <tr> <th>W</th><th>D</th><th>H</th> <th>W</th><th>D</th><th>H</th> <th>W</th><th>H</th> </tr> <tr> <td>IN 25</td><td>24.5</td><td>39.75</td> <td>20</td><td>17.5-20</td><td>16.75-20.75</td> <td>18.5</td><td>20.5-24.5</td> </tr> <tr> <td>MM 635</td><td>622</td><td>1010</td> <td>508</td><td>445-508</td><td>425-527</td> <td>470</td><td>521-622</td> </tr> </table>												OVERALL DIMENSIONS			SEAT DIMENSIONS			BACK DIMENSIONS			W	D	H	W	D	H	W	H	IN 25	24.5	39.75	20	17.5-20	16.75-20.75	18.5	20.5-24.5	MM 635	622	1010	508	445-508	425-527	470	521-622
			OVERALL DIMENSIONS			SEAT DIMENSIONS			BACK DIMENSIONS																																						
			W	D	H	W	D	H	W	H																																					
			IN 25	24.5	39.75	20	17.5-20	16.75-20.75	18.5	20.5-24.5																																					
MM 635	622	1010	508	445-508	425-527	470	521-622																																								
<p>RTA 1  1 per carton</p>																																															

DESCRIPTION	FEATURES	MODEL#	STANDARD TEXTILE GRADES											
			1	2	3	4	5	6	7	8	9	10	11	12
 <p>ObusForme Comfort TS</p> <p>HB Heavy Duty Multi-Tilter COM: 2.25 YD 2.06 M Unit weight: 65 LB 29.5 KG Carton weight: 78 LB 35.38 KG Carton volume: 11 FT³ 0.31 MT³</p>	 <p>ADJUSTMENTS (1) Tilt tension (2) Pneumatic seat height (3) Back angle (4) Seat angle (6) Back/lumbar height (8) Sliding seat depth (9) Infinite position tilt lock</p>	<p>TS1240-3 1283 1355 1416 1486 1600 1706 1812 1904 2019 2127 2273 2480 TS1240P-3 Petite seat IN W19.5 D16.75-19.25 H16-20 MM W495 D425-489 H406-508</p>	OVERALL DIMENSIONS			SEAT DIMENSIONS			BACK DIMENSIONS					
			W	D	H	W	D	H	W	H				
			IN 26	25	48	21	17.5-20	16-20	19.5	27-32.25				
			MM 660	635	1219	533	445-508	406-508	495	686-819				
			RTA 2		1 per carton									
 <p>ObusForme Comfort TS</p> <p>MB Heavy Duty Multi-Tilter COM: 2 YD 1.83 M Unit weight: 63 LB 28.6 KG Carton weight: 75 LB 34.02 KG Carton volume: 10.5 FT³ 0.29 MT³</p>	 <p>ADJUSTMENTS (1) Tilt tension (2) Pneumatic seat height (3) Back angle (4) Seat angle (6) Back/lumbar height (8) Sliding seat depth (9) Infinite position tilt lock</p>	<p>TS1241-3 1222 1286 1340 1402 1504 1598 1692 1774 1876 1972 2102 2286 TS1241P-3 Petite seat IN W19.5 D16.75-19.25 H16-20 MM W495 D425-489 H406-508</p>	OVERALL DIMENSIONS			SEAT DIMENSIONS			BACK DIMENSIONS					
			W	D	H	W	D	H	W	H				
			IN 26	25	44	21	17.5-20	16-20	19.5	22-27.25				
			MM 660	635	1118	533	445-508	406-508	495	559-692				
			RTA 2		1 per carton									
 <p>ObusForme Comfort TS</p> <p>HB Heavy Duty Multi-Tilter w/Schukra COM: 2.25 YD 2.06 M Unit weight: 65 LB 29.5 KG Carton weight: 78 LB 35.38 KG Carton volume: 11 FT³ 0.31 MT³</p>	 <p>ADJUSTMENTS (1) Tilt tension (2) Pneumatic seat height (3) Back angle (4) Seat angle (6) Back/lumbar height (8) Sliding seat depth (9) Infinite position tilt lock</p>	<p>TS1260-3 1410 1482 1543 1613 1727 1833 1939 2031 2146 2254 2400 2607 TS1260P-3 Petite seat IN W19.5 D16.75-19.25 H16-20 MM W495 D425-489 H406-508</p>	OVERALL DIMENSIONS			SEAT DIMENSIONS			BACK DIMENSIONS					
			W	D	H	W	D	H	W	H				
			IN 26	25	48	21	17.5-20	16-20	19.5	27-32.25				
			MM 660	635	1219	533	445-508	406-508	495	686-819				
			RTA 2		1 per carton									
 <p>ObusForme Comfort TS</p> <p>MB Heavy Duty Multi-Tilter w/Schukra COM: 2 YD 1.83 M Unit weight: 60 LB 27.3 KG Carton weight: 72 LB 32.66 KG Carton volume: 10.5 FT³ 0.29 MT³</p>	 <p>ADJUSTMENTS (1) Tilt tension (2) Pneumatic seat height (3) Back angle (4) Seat angle (6) Back/lumbar height (8) Sliding seat depth (9) Infinite position tilt lock</p>	<p>TS1261-3 1351 1415 1469 1531 1633 1727 1821 1903 2005 2101 2231 2415 TS1261P-3 Petite seat IN W19.5 D16.75-19.25 H16-20 MM W495 D425-489 H406-508</p>	OVERALL DIMENSIONS			SEAT DIMENSIONS			BACK DIMENSIONS					
			W	D	H	W	D	H	W	H				
			IN 26	25	44	21	17.5-20	16-20	19.5	22-27.25				
			MM 660	635	1118	533	445-508	406-508	495	559-692				
			RTA 2		1 per carton									
 <p>Truform TS</p> <p>HB Heavy Duty Multi-Tilter COM: 2 YD 1.83 M Unit weight: 58 LB 26.4 KG Carton weight: 63 LB 28.58 KG Carton volume: 10.5 FT³ 0.29 MT³</p>	 <p>ADJUSTMENTS (1) Tilt tension (2) Pneumatic seat height (3) Back angle (4) Seat angle (6) Back/lumbar height (8) Sliding seat depth (9) Infinite position tilt lock</p>	<p>TS5450-3 1117 1181 1235 1297 1399 1493 1587 1669 1771 1867 1997 2181</p>	OVERALL DIMENSIONS			SEAT DIMENSIONS			BACK DIMENSIONS					
			W	D	H	W	D	H	W	H				
			IN 26	25	42	20	18-20.5	16.5-20.5	20	23.5-26				
			MM 660	635	1067	508	457-521	419-521	508	597-660				
			RTA 2		1 per carton									

DESCRIPTION	FEATURES	MODEL#	STANDARD TEXTILE GRADES											
			1	2	3	4	5	6	7	8	9	10	11	12
 <p>Truform TS</p> <p>MB Heavy Duty Multi-Tilter COM: 1.75 YD 1.6 M Unit weight: 55 LB 25 KG Carton weight: 60 LB 27.22 KG Carton volume: 10.5 FT³ 0.29 MT³</p>	 <p>ADJUSTMENTS (1) Tilt tension (2) Pneumatic seat height (3) Back angle (4) Seat angle (6) Back/lumbar height (8) Sliding seat depth (9) Infinite position tilt lock</p> <p>Ergonomic features: A, B, C, D, E, F, G, H, M, N, Q, S</p>	TS5451-3	1057	1113	1160	1215	1304	1386	1468	1540	1629	1713	1827	1988
		OVERALL DIMENSIONS W D H			SEAT DIMENSIONS W D H			BACK DIMENSIONS W H						
		IN	26	25	38.5	20	18-20.5	16.5-20.5	20	20-22.5				
		MM	660	635	978	508	457-521	419-521	508	508-572				
				RTA 1		1 per carton								
 <p>Yorkdale TS</p> <p>HB Heavy Duty Multi-Tilter COM: 1.75 YD 1.6 M Unit weight: 44 LB 20 KG Carton weight: 50 LB 22.68 KG Carton volume: 9.75 FT³ 0.27 MT³</p>	 <p>ADJUSTMENTS (1) Tilt tension (2) Pneumatic seat height (3) Back angle (4) Seat angle (6) Back/lumbar height (8) Sliding seat depth (9) Infinite position tilt lock Center tilt action</p> <p>Ergonomic features: A, B, C, D, E, F, G, H, M, N, Q, S</p>	TS2330	971	1027	1074	1129	1218	1300	1382	1454	1543	1627	1741	1902
		OVERALL DIMENSIONS W D H			SEAT DIMENSIONS W D H			BACK DIMENSIONS W H						
		IN	24	25	42	20.5	17.5	16.5-20.5	19	21.5-23.5				
		MM	610	635	1067	521	445	419-521	483	546-597				
				RTA 2		1 per carton								
 <p>Yorkdale TS</p> <p>LB Heavy Duty Multi-Tilter COM: 1.5 YD 1.37 M Unit weight: 42 LB 19.1 KG Carton weight: 48 LB 21.77 KG Carton volume: 9.75 FT³ 0.27 MT³</p>	 <p>ADJUSTMENTS (1) Tilt tension (2) Pneumatic seat height (3) Back angle (4) Seat angle (6) Back/lumbar height (8) Sliding seat depth (9) Infinite position tilt lock Center tilt action</p> <p>Ergonomic features: A, B, C, D, E, F, G, H, M, N, Q, S</p>	TS2331	916	964	1005	1051	1128	1198	1269	1330	1407	1479	1576	1714
		OVERALL DIMENSIONS W D H			SEAT DIMENSIONS W D H			BACK DIMENSIONS W H						
		IN	24	25	36	20.5	17.5	16.5-20.5	19	16.5-18.5				
		MM	610	635	914	521	445	419-521	483	419-470				
				RTA 2		1 per carton								

CONCORDE EXECUTIVE 24HR



model 2424




Push Button
 Located within easy reach. Promotes good posture as you move to various positions.

STANDARD FEATURES

- All adjustments are made with push button controls that are conveniently located in full view for easy use.
- Compound curved molded foam seat and back cushions.
- Seat cushion with Velcro attachment is easily removed and make cleaning easy.
- Rated for multi-shift use for persons up to 350 lbs.
- Standard with Allen-bolted width adjustable arms (Allen key included). Arms adjust 1.25" wider on each side, a total of 2.5" extra width.
- Pneumatic seat height adjustment and five position tilt lock. Tilt tension control.
- Ratchet style back height adjustment.
- All models are standard with a five prong, injection molded, fiberglass reinforced nylon Black spider base and button covers with dual wheel carpet casters (C10).
- For 24 hour application, Global's Limited Lifetime Warranty is applicable only on fabrics that are rated for 100,000 double rubs.

OPTIONAL FEATURES

- Models are not available with (C7) glides.
- For hard surface flooring casters, please specify (C10R). Add \$20.

DESCRIPTION	FEATURES	MODEL #	STANDARD TEXTILE GRADES											
			1	2	3	4	5	6	7	8	9	10	11	12
 HB Synchro-Tilter Concorde Executive 24HR COM: 2.5 YD 2.29 M Unit weight: 70 LB 31.8 KG Carton weight: 81.5 LB 36.97 KG Carton volume: 24.5 FT³ 0.69 MT³	ADJUSTMENTS - Tilt tension - Sliding seat depth - 7 position back height - Synchro tilt action - Anti kick back - 2 button control Right arm - Pneumatic seat height Left arm - 5 position tilt lock	2424	-	2716	2784	2861	2989	3106	3224	3326	3454	3574	3736	3966
		Seat depth adjust: 16" to 18"												
		2424-18	-	2716	2784	2861	2989	3106	3224	3326	3454	3574	3736	3966
Deep seat - Seat depth adjust: 18" to 20"														
			OVERALL DIMENSIONS			SEAT DIMENSIONS			BACK DIMENSIONS					
			W	D	H	W	D	H	W	H				
		IN	28.5	27	50	21	16-18	18-22	21	28-31				
		MM	724	686	1270	533	406-457	457-559	533	711-787				
			RTA 00		1 per carton									

Ergonomic features:
 A, B, C, D, E, L, M, N, Q, T

G1 ERGO SELECT TS



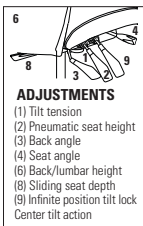
model TS7331-3 H1



model TS7333-3 G5

MECHANISM:

Multi-tilter mechanism (-3)



Ergonomic features:

A, B, C, D, E, F, G, H, M, N, Q, R, S, U

STANDARD FEATURES

- TS models are available within the standard G1 Ergo Select series. TS stands for "three shift" and each TS model is rated for 24/7 applications as well as weight rated up to 350 lbs.
- Models feature a heavy duty multi-tilter mechanism, cylinder and molded heavy duty seat foam.
- Standard with pneumatic seat height, forward and rearward seat tilt with infinite lock, free floating back angle control, tilt tension control and side activated sliding seat depth.
- Available in three back heights and two seat sizes (standard or generous).
- Stitch detail on edges of seat and back is discrete, using matched thread as standard.
- Standard with height and width adjustable (G5) arms with sliding armcaps. Armcaps also articulate inwards and outwards to aim toward the keyboard or mouse area.
- Five prong, injection molded, fiberglass reinforced nylon Black base with (C82) dual wheel carpet casters.
- G1 Ergo Select is fully compliant with latest BIFMA G1, GSA and CGSB specifications.
- For 24 hour applications, Global's Limited Lifetime Warranty is applicable only on fabrics that are rated for 100,000 double rubs.
- Upholstery options: fabric, vinyl or leather. Vinyl and leather models may feature stitch detail across the seat and/or back cushions, if applicable. Grade 2 and above textiles are recommended for 24/7 applications.

OPTIONAL FEATURES

- Upholstery is available with exaggerated top stitch detail (heavier thread). 14 coordinating or contrasting colors may be selected. Please specify.
- Optional Ergo Select arms are height (4") and width adjustable with sliding armcaps. Armcaps also articulate inwards (25°) and outwards (25°) to aim toward the keyboard or mouse area.




Please add option codes in the following order:

- **Model number**
TS7331 Medium back with arms.
TS7332 High back with arms.
TS7333 Extended high back with arms.
- **Textile**
Specify textile code.
- **Mechanism**
(3) Multi-tilter mechanism.
- **Seat size**
(S) Standard
(G) Generous
- **Arms**
(G5) G5 arms. No upcharge.
(H1) Ergo Select arms. Add \$66.
(H2) Ergo Select arms w/wide armcaps. Add \$106.
- **Base**
(B7) Black nylon B7B base. No upcharge.
(A7) Polished aluminum B7A base. Add \$131.
- **Casters**
(82) C82 dual wheel carpet casters. No upcharge.
(8R) C82R dual wheel hard floor casters. Add \$21.
- **Stitch detail**
(MS) Color matched stitching. Decorative top stitch. No upcharge.
(XP) Black **(XB)** Beige
(XG) Copen **(XA)** Graphite
(XK) Mahogany **(XJ)** Natural
(XH) Navy #3 **(XD)** New Grey
(XF) Nickel **(XN)** Off-White
(XL) Rubytone **(XI)** Scarlett
(XC) Smoke **(XE)** Taupe
(colors shown on website)

EXAMPLE G1 ERGO SELECT TS ORDER CODE:

TS7332	-WA53	-3	-S	-H1	-B7	-82	-MS
Model #	Textile	Mechanism	Seat size	Arms	Base	Casters	Stitch detail

G1 Ergo Select TS dimensional information: based on measurements with heavy duty multi-tilter mechanism				
	Distance between arms	Standard arm height	Seat depth range	Standard seat height
Standard seat (S) Heavy duty 4" lift (4L) & (H1) arms	16.0" - 21.5" = 5.5" adjustment 406mm - 546mm = 140mm adj.	7.3" - 11.4"	16.5" - 18.75" 419mm - 476mm	17.5" - 21.5"
Generous seat (G) Heavy duty 4" lift (4L) & (H1) arms	17.25" - 22.75" = 5.5" adjustment 438mm - 578mm = 140mm adj.		17.25" - 19.5" 438mm - 495mm	

DESCRIPTION	FEATURES	MODEL #	STANDARD TEXTILE GRADES											
			1	2	3	4	5	6	7	8	9	10	11	12
 <p>Medium Back COM: 1.65 YD 1.51 M Unit weight: 54 LB 24.5 KG Carton weight: 66 LB 29.94 KG Carton volume: 10.5 FT³ 0.29 MT³</p>		TS7331	1252	1305	1349	1401	1485	1562	1640	1707	1791	1871	1978	2130
			OVERALL DIMENSIONS			SEAT DIMENSIONS			BACK DIMENSIONS					
			W	D	H	W	D	H	W	H				
			IN 24	21.5	42	18.5	15.5-18.5	17.5-21.5	19	22				
			MM 610	546	1067	470	394-470	445-546	483	559				
			RTA 2	1 per carton										
 <p>High Back COM: 1.75 YD 1.6 M Unit weight: 56 LB 25.5 KG Carton weight: 68 LB 30.84 KG Carton volume: 10.5 FT³ 0.29 MT³</p>		TS7332	1278	1334	1381	1436	1525	1607	1689	1761	1850	1934	2048	2209
			OVERALL DIMENSIONS			SEAT DIMENSIONS			BACK DIMENSIONS					
			W	D	H	W	D	H	W	H				
			IN 24.5	23	45.5	19.75	16.5-19.5	17.5-21.5	19	24.5				
			MM 622	584	1156	502	419-495	445-546	483	622				
			RTA 2	1 per carton										
 <p>Extended High Back COM: 2 YD 1.83 M Unit weight: 56 LB 25.5 KG Carton weight: 69 LB 31.3 KG Carton volume: 11 FT³ 0.31 MT³</p>		TS7333	1302	1366	1420	1483	1584	1678	1772	1854	1956	2052	2182	2366
			OVERALL DIMENSIONS			SEAT DIMENSIONS			BACK DIMENSIONS					
			W	D	H	W	D	H	W	H				
			IN 24.5	24	51	19.75	16.5-19.5	17.5-21.5	19	27				
			MM 622	610	1295	502	419-495	445-546	483	686				
			RTA 2	1 per carton										

OBUSFORME COMFORT XL



model 1251-0

model 1252-8



Optional Memory Foam
See right for details.

STANDARD FEATURES

- ObusForme Comfort XL is a great addition to the ObusForme family and is recommended by chiropractors worldwide.
- Specifically intended for users of above average height and/or weight (not intended for average size users).
- All models provide additional height and/or seat depth, designed to meet the requirements of the large occupant chair (BIFMA X5.11).
- Features an elastomeric back support system that provides impressive comfortable support with no pressure points along the spine, with a compound curved back and seat.
- Standard seat foam is extra thick dual cushion with a soft top layer and a firmly supportive lower layer.
- Height, width and depth adjustable (**G3**) arms with self-skinned urethane (SSU) arm pads. Armcaps articulate inwards 30°.
- Standard with Global's high quality Soft Descent™ pneumatic lift which slowly and gently lowers the seat height of the chair making it easy to obtain the exact seat height you desire.
- Vari-Width (**WA**) width adjustable arm extensions are standard when chair is ordered with adjustable arms. Allows the arms to move away from the seat by 2" on each side to allow space if desired for broader hip widths.

- Side activated sliding seat depth adjustment is standard on all models.
- Vertical back height ratchet adjustment of 5.25" is standard on all models.
- Five prong, injection molded, fiberglass reinforced nylon base (28" in diameter) in Black only with dual wheel carpet casters (**C65**).
- All models are rated for 400 lbs.
- All models ship fully assembled in the box.
- Upholstery options: fabric, vinyl or leather. Vinyl and leather models may feature stitch detail across the seat and/or back cushions, if applicable.

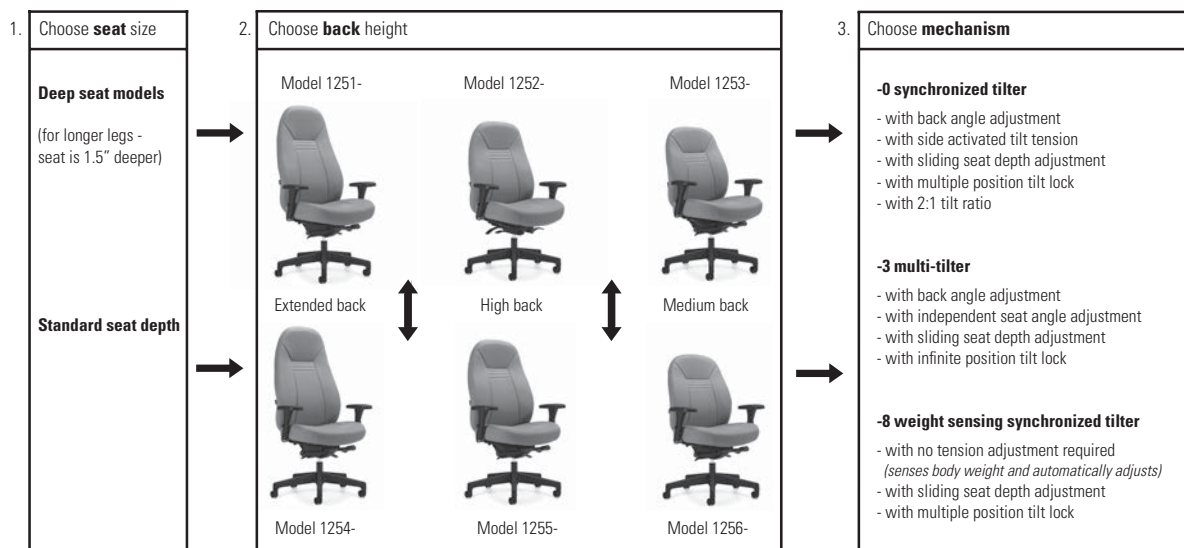
OPTIONAL FEATURES

- For hard surface flooring casters, please specify (**C65R**). Add \$21.

For ObusForme Comfort Heavy Duty TS (three shift) models, please refer to page 339

Big & Tall ObusForme Comfort XL: Product Map

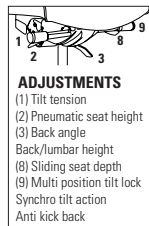
For users of above average height or weight



DESCRIPTION FEATURES MODEL # STANDARD TEXTILE GRADES



Extended Back Synchro-Tilter w/Back Angle Adj.
COM: 2.75 YD | 2.51 M
Unit weight: 58 LB | 26.4 KG
Carton weight: 69 LB | 31.3 KG
Carton volume: 26 FT³ | 0.73 MT³



ADJUSTMENTS
(1) Tilt tension
(2) Pneumatic seat height
(3) Back angle
Back/lumbar height
(8) Sliding seat depth
(9) Multi position tilt lock
Synchro tilt action
Anti kick back


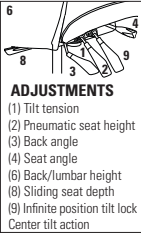

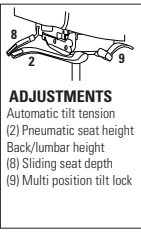

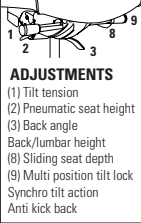

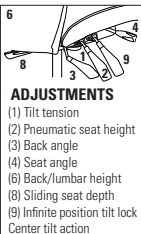

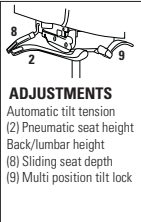
Extra tall/wide back. Wide/deep seat.

Ergonomic features:
A, B, C, D, E, G, H, L, M, N, Q, R, U

MODEL #	STANDARD TEXTILE GRADES											
	1	2	3	4	5	6	7	8	9	10	11	12
1251-0	1286	1374	1448	1534	1674	1803	1932	2045	2185	2317	2496	2749

	OVERALL DIMENSIONS			SEAT DIMENSIONS			BACK DIMENSIONS	
	W	D	H	W	D	H	W	H
IN	28	26	53	23.5	19-22	17-21	22	31-36.25
MM	711	660	1346	597	483-559	432-533	559	787-921

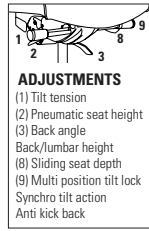
RTA 00 1 per carton

DESCRIPTION	FEATURES	MODEL#	STANDARD TEXTILE GRADES														
			1	2	3	4	5	6	7	8	9	10	11	12			
 <p>Extended Back Multi-Tilter COM: 2.75 YD 2.51 M Unit weight: 60 LB 27.3 KG Carton weight: 71 LB 32.21 KG Carton volume: 26 FT³ 0.73 MT³</p>	 <p>ADJUSTMENTS (1) Tilt tension (2) Pneumatic seat height (3) Back angle (4) Seat angle (6) Back/lumbar height (8) Sliding seat depth (9) Infinite position tilt lock Center tilt action</p>	<p>Extra tall/wide back. Wide/deep seat.</p> <p>Ergonomic features: A, B, C, D, E, F, G, H, M, N, Q, R, S, U</p>	1251-3	1286	1374	1448	1534	1674	1803	1932	2045	2185	2317	2496	2749		
			OVERALL DIMENSIONS			SEAT DIMENSIONS			BACK DIMENSIONS								
			W	D	H	W	D	H	W	H							
			IN 28	26	53	23.5	19-22	17-21	22	31-36.25							
MM 711	660	1346	597	483-559	432-533	559	787-921										
			RTA 00	1 per carton													
 <p>Extended Back Weight Sensing Synchro-Tilter COM: 2.75 YD 2.51 M Unit weight: 55 LB 25 KG Carton weight: 66 LB 29.94 KG Carton volume: 26 FT³ 0.73 MT³</p>	 <p>ADJUSTMENTS Automatic tilt tension (2) Pneumatic seat height Back/lumbar height (8) Sliding seat depth (9) Multi position tilt lock</p>	<p>Extra tall/wide back. Wide/deep seat.</p> <p>Ergonomic features: A, B, C, D, E, H, L, M, N, Q, R, U</p>	1251-8	1286	1374	1448	1534	1674	1803	1932	2045	2185	2317	2496	2749		
			OVERALL DIMENSIONS			SEAT DIMENSIONS			BACK DIMENSIONS								
			W	D	H	W	D	H	W	H							
			IN 28	26	53	23.5	19-22	17-22	22	31-36.25							
MM 711	660	1346	597	483-559	432-559	559	787-921										
			RTA 00	1 per carton													
 <p>High Back Synchro-Tilter w/ Back Angle Adj. COM: 2.5 YD 2.29 M Unit weight: 55 LB 25 KG Carton weight: 66.5 LB 30.16 KG Carton volume: 24.5 FT³ 0.69 MT³</p>	 <p>ADJUSTMENTS (1) Tilt tension (2) Pneumatic seat height (3) Back angle Back/lumbar height (8) Sliding seat depth (9) Multi position tilt lock Synchro tilt action Anti kick back</p>	<p>High/wide back. Wide/deep seat.</p> <p>Ergonomic features: A, B, C, D, E, G, H, L, M, N, Q, R, U</p>	1252-0	1225	1305	1373	1450	1578	1695	1813	1915	2043	2163	2325	2555		
			OVERALL DIMENSIONS			SEAT DIMENSIONS			BACK DIMENSIONS								
			W	D	H	W	D	H	W	H							
			IN 28	26	48.5	23.5	19-22	17-21	22	26.5-31.75							
MM 711	660	1232	597	483-559	432-533	559	673-806										
			RTA 00	1 per carton													
 <p>High Back Multi-Tilter COM: 2.5 YD 2.29 M Unit weight: 57 LB 25.9 KG Carton weight: 68.5 LB 31.07 KG Carton volume: 24.5 FT³ 0.69 MT³</p>	 <p>ADJUSTMENTS (1) Tilt tension (2) Pneumatic seat height (3) Back angle (4) Seat angle (6) Back/lumbar height (8) Sliding seat depth (9) Infinite position tilt lock Center tilt action</p>	<p>High/wide back. Wide/deep seat.</p> <p>Ergonomic features: A, B, C, D, E, F, G, H, M, N, Q, R, S, U</p>	1252-3	1225	1305	1373	1450	1578	1695	1813	1915	2043	2163	2325	2555		
			OVERALL DIMENSIONS			SEAT DIMENSIONS			BACK DIMENSIONS								
			W	D	H	W	D	H	W	H							
			IN 28	26	48.5	23.5	19-22	17-21	22	26.5-31.75							
MM 711	660	1232	597	483-559	432-533	559	673-806										
			RTA 00	1 per carton													
 <p>High Back Weight Sensing Synchro-Tilter COM: 2.5 YD 2.29 M Unit weight: 52 LB 23.6 KG Carton weight: 63.5 LB 28.8 KG Carton volume: 24.5 FT³ 0.69 MT³</p>	 <p>ADJUSTMENTS Automatic tilt tension (2) Pneumatic seat height Back/lumbar height (8) Sliding seat depth (9) Multi position tilt lock</p>	<p>High/wide back. Wide/deep seat.</p> <p>Ergonomic features: A, B, C, D, E, H, L, M, N, Q, R, U</p>	1252-8	1225	1305	1373	1450	1578	1695	1813	1915	2043	2163	2325	2555		
			OVERALL DIMENSIONS			SEAT DIMENSIONS			BACK DIMENSIONS								
			W	D	H	W	D	H	W	H							
			IN 28	26	48.5	23.5	19-22	17-22	22	26.5-31.75							
MM 711	660	1232	597	483-559	432-559	559	673-806										
			RTA 00	1 per carton													

DESCRIPTION FEATURES MODEL# STANDARD TEXTILE GRADES



Mid Back Synchro-Tilter w/Back Angle Adj.
 COM: 2.5 YD | 2.29 M
 Unit weight: 52 LB | 23.6 KG
 Carton weight: 63 LB | 28.58 KG
 Carton volume: 22.5 FT³ | 0.63 MT³



Mid/wide back. Wide/deep seat.
 Ergonomic features:
 A, B, C, D, E, G, H, L, M, N, Q, R, U

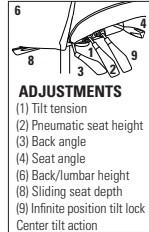
	1	2	3	4	5	6	7	8	9	10	11	12
1253-0	1166	1246	1314	1391	1519	1636	1754	1856	1984	2104	2266	2496

OVERALL DIMENSIONS			SEAT DIMENSIONS			BACK DIMENSIONS		
W	D	H	W	D	H	W	H	
IN 28	26	44.5	23.5	19-22	17-21	22	22-27.25	
MM 711	660	1130	597	483-559	432-533	559	559-692	

RTA 00 1 per carton



Mid Back Multi-Tilter
 COM: 2.5 YD | 2.29 M
 Unit weight: 54 LB | 24.5 KG
 Carton weight: 65 LB | 29.48 KG
 Carton volume: 22.5 FT³ | 0.63 MT³



Mid/wide back. Wide/deep seat.
 Ergonomic features:
 A, B, C, D, E, F, G, H, M, N, Q, R, S, U

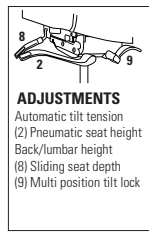
	1	2	3	4	5	6	7	8	9	10	11	12
1253-3	1166	1246	1314	1391	1519	1636	1754	1856	1984	2104	2266	2496

OVERALL DIMENSIONS			SEAT DIMENSIONS			BACK DIMENSIONS		
W	D	H	W	D	H	W	H	
IN 28	26	44.5	23.5	19-22	17-21	22	22-27.25	
MM 711	660	1130	597	483-559	432-533	559	559-692	

RTA 00 1 per carton



Mid Back Weight Sensing Synchro-Tilter
 COM: 2.5 YD | 2.29 M
 Unit weight: 49 LB | 22.3 KG
 Carton weight: 60 LB | 27.22 KG
 Carton volume: 22.5 FT³ | 0.63 MT³



Mid/wide back. Wide/deep seat.
 Ergonomic features:
 A, B, C, D, E, H, L, M, N, Q, R, U

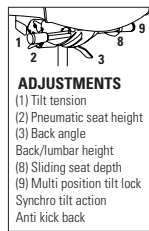
	1	2	3	4	5	6	7	8	9	10	11	12
1253-8	1166	1246	1314	1391	1519	1636	1754	1856	1984	2104	2266	2496

OVERALL DIMENSIONS			SEAT DIMENSIONS			BACK DIMENSIONS		
W	D	H	W	D	H	W	H	
IN 28	26	44.5	23.5	19-22	17-22	22	22-27.25	
MM 711	660	1130	597	483-559	432-559	559	559-692	

RTA 00 1 per carton



Extended Back Synchro-Tilter w/Back Angle Adj.
 COM: 2.75 YD | 2.51 M
 Unit weight: 57 LB | 25.9 KG
 Carton weight: 68 LB | 30.84 KG
 Carton volume: 26 FT³ | 0.73 MT³



Extra tall/wide back. Wide seat/std depth.
 Ergonomic features:
 A, B, C, D, E, G, H, L, M, N, Q, R, U

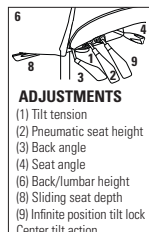
	1	2	3	4	5	6	7	8	9	10	11	12
1254-0	1225	1313	1387	1473	1613	1742	1871	1984	2124	2256	2435	2688

OVERALL DIMENSIONS			SEAT DIMENSIONS			BACK DIMENSIONS		
W	D	H	W	D	H	W	H	
IN 28	24.5	53	23.5	17-22	17-21	22	31-36.25	
MM 711	622	1346	597	432-559	432-533	559	787-921	

RTA 00 1 per carton



Extended Back Multi-Tilter
 COM: 2.75 YD | 2.51 M
 Unit weight: 59 LB | 26.8 KG
 Carton weight: 70 LB | 31.75 KG
 Carton volume: 26 FT³ | 0.73 MT³


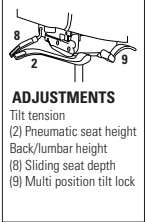

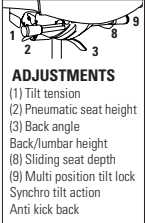

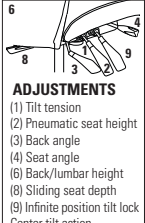

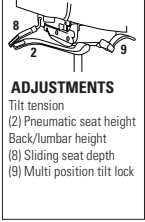

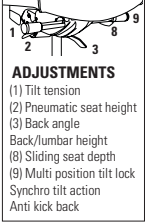



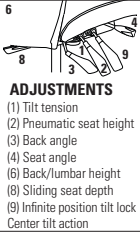

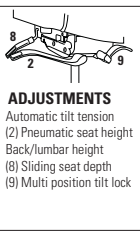
Extra tall/wide back. Wide seat/std depth.
 Ergonomic features:
 A, B, C, D, E, F, G, H, M, N, Q, R, S, U

	1	2	3	4	5	6	7	8	9	10	11	12
1254-3	1225	1313	1387	1473	1613	1742	1871	1984	2124	2256	2435	2688

OVERALL DIMENSIONS			SEAT DIMENSIONS			BACK DIMENSIONS		
W	D	H	W	D	H	W	H	
IN 28	24.5	53	23.5	17-20	17-21	22	31-36.25	
MM 711	622	1346	597	432-508	432-533	559	787-921	

RTA 00 1 per carton

DESCRIPTION	FEATURES	MODEL#	STANDARD TEXTILE GRADES														
			1	2	3	4	5	6	7	8	9	10	11	12			
 <p>Extended Back Weight Sensing Synchro-Tilter COM: 2.75 YD 2.51 M Unit weight: 54 LB 24.5 KG Carton weight: 65 LB 29.48 KG Carton volume: 26 FT³ 0.73 MT³</p>	 <p>ADJUSTMENTS Tilt tension (2) Pneumatic seat height Back/lumbar height (8) Sliding seat depth (9) Multi position tilt lock</p>	Extra tall/wide back. Wide seat/std depth. Ergonomic features: A, B, C, D, E, H, L, M, N, Q, R, U	1254-8	1225	1313	1387	1473	1613	1742	1871	1984	2124	2256	2435	2688		
			OVERALL DIMENSIONS			SEAT DIMENSIONS			BACK DIMENSIONS								
			W	D	H	W	D	H	W	H							
			IN 28	24.5	53	23.5	17-20	17-22	22	31-36.25							
MM 711	622	1346	597	432-508	432-559	559	787-921										
			RTA 00	1 per carton													
 <p>High Back Synchro-Tilter w/Back Angle Adj. COM: 2.5 YD 2.29 M Unit weight: 54 LB 24.5 KG Carton weight: 65.5 LB 29.71 KG Carton volume: 24.5 FT³ 0.69 MT³</p>	 <p>ADJUSTMENTS (1) Tilt tension (2) Pneumatic seat height (3) Back angle Back/lumbar height (8) Sliding seat depth (9) Multi position tilt lock Synchro tilt action Anti kick back</p>	High/wide back. Wide seat/std depth. Ergonomic features: A, B, C, D, E, G, H, L, M, N, Q, R, U	1255-0	1166	1246	1314	1391	1519	1636	1754	1856	1984	2104	2266	2496		
			OVERALL DIMENSIONS			SEAT DIMENSIONS			BACK DIMENSIONS								
			W	D	H	W	D	H	W	H							
			IN 28	24.5	48.5	23.5	17-20	17-21	22	26.5-31.75							
MM 711	622	1232	597	432-508	432-533	559	673-806										
			RTA 00	1 per carton													
 <p>High Back Multi-Tilter COM: 2.5 YD 2.29 M Unit weight: 56 LB 25.5 KG Carton weight: 67.5 LB 30.62 KG Carton volume: 24.5 FT³ 0.69 MT³</p>	 <p>ADJUSTMENTS (1) Tilt tension (2) Pneumatic seat height (3) Back angle (4) Seat angle (6) Back/lumbar height (8) Sliding seat depth (9) Infinite position tilt lock Center tilt action</p>	High/wide back. Wide seat/std depth. Ergonomic features: A, B, C, D, E, F, G, H, M, N, Q, R, S, U	1255-3	1166	1246	1314	1391	1519	1636	1754	1856	1984	2104	2266	2496		
			OVERALL DIMENSIONS			SEAT DIMENSIONS			BACK DIMENSIONS								
			W	D	H	W	D	H	W	H							
			IN 28	24.5	48.5	23.5	17-20	17-21	22	26.5-31.75							
MM 711	622	1232	597	432-508	432-533	559	673-806										
			RTA 00	1 per carton													
 <p>High Back Weight Sensing Synchro-Tilter COM: 2.5 YD 2.29 M Unit weight: 51 LB 23.2 KG Carton weight: 62.5 LB 28.35 KG Carton volume: 24.5 FT³ 0.69 MT³</p>	 <p>ADJUSTMENTS Tilt tension (2) Pneumatic seat height Back/lumbar height (8) Sliding seat depth (9) Multi position tilt lock</p>	High/wide back. Wide seat/std depth. Ergonomic features: A, B, C, D, E, H, L, M, N, Q, R, U	1255-8	1166	1246	1314	1391	1519	1636	1754	1856	1984	2104	2266	2496		
			OVERALL DIMENSIONS			SEAT DIMENSIONS			BACK DIMENSIONS								
			W	D	H	W	D	H	W	H							
			IN 28	24.5	48.5	23.5	17-20	17-22	22	26.5-31.75							
MM 711	622	1232	597	432-508	432-559	559	673-806										
			RTA 00	1 per carton													
 <p>Mid Back Synchro-Tilter w/ Back Angle Adj. COM: 2.5 YD 2.29 M Unit weight: 51 LB 23.2 KG Carton weight: 62 LB 28.12 KG Carton volume: 22.5 FT³ 0.63 MT³</p>	 <p>ADJUSTMENTS (1) Tilt tension (2) Pneumatic seat height (3) Back angle Back/lumbar height (8) Sliding seat depth (9) Multi position tilt lock Synchro tilt action Anti kick back</p>	Mid/wide back. Wide seat/std depth. Ergonomic features: A, B, C, D, E, G, H, L, M, N, Q, R, U	1256-0	1107	1187	1255	1332	1460	1577	1695	1797	1925	2045	2207	2437		
			OVERALL DIMENSIONS			SEAT DIMENSIONS			BACK DIMENSIONS								
			W	D	H	W	D	H	W	H							
			IN 28	24.5	44.5	23.5	17-20	17-21	22	22-27.25							
MM 711	622	1130	597	432-508	432-533	559	559-692										
			RTA 00	1 per carton													

DESCRIPTION	FEATURES	MODEL#	STANDARD TEXTILE GRADES											
			1	2	3	4	5	6	7	8	9	10	11	12
 <p>Mid Back Multi-Tilter COM: 2.5 YD 2.29 M Unit weight: 53 LB 24.1 KG Carton weight: 64 LB 29.03 KG Carton volume: 22.5 FT³ 0.63 MT³</p>	 <p>ADJUSTMENTS (1) Tilt tension (2) Pneumatic seat height (3) Back angle (4) Seat angle (6) Back/lumbar height (8) Sliding seat depth (9) Infinite position tilt lock Center tilt action</p>	1256-3	1107	1187	1255	1332	1460	1577	1695	1797	1925	2045	2207	2437
			OVERALL DIMENSIONS			SEAT DIMENSIONS			BACK DIMENSIONS					
			W	D	H	W	D	H	W	H				
			IN 28 MM 711	24.5 622	44.5 1130	23.5 597	17-20 432-508	17-21 432-533	22 559	22-27.25 559-692				
<p>Mid/wide back. Wide seat/std depth.</p> <p>Ergonomic features: A, B, C, D, E, F, G, H, M, N, Q, R, S, U</p>		<p>RTA 00</p> <p>1 per carton</p>												
 <p>Mid Back Weight Sensing Synchro-Tilter COM: 2.5 YD 2.29 M Unit weight: 48 LB 21.8 KG Carton weight: 59 LB 26.76 KG Carton volume: 22.5 FT³ 0.63 MT³</p>	 <p>ADJUSTMENTS Automatic tilt tension (2) Pneumatic seat height Back/lumbar height (8) Sliding seat depth (9) Multi position tilt lock</p>	1256-8	1107	1187	1255	1332	1460	1577	1695	1797	1925	2045	2207	2437
			OVERALL DIMENSIONS			SEAT DIMENSIONS			BACK DIMENSIONS					
			W	D	H	W	D	H	W	H				
			IN 28 MM 711	24.5 622	44.5 1130	23.5 597	17-20 432-508	17-22 432-559	22 559	22-27.25 559-692				
<p>Mid/wide back. Wide seat/std depth.</p> <p>Ergonomic features: A, B, C, D, E, H, L, M, N, Q, R, U</p>		<p>RTA 00</p> <p>1 per carton</p>												

ROBUST



model 2527



model 2526




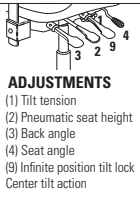

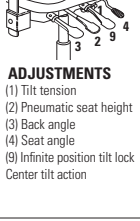
Optional Memory Foam
See right for details.

STANDARD FEATURES

- Heavy duty chair rated for multi-shift users up to 500 lbs.
- Standard with a six prong, oval tubular steel base (32" in diameter) in Black only.
- Standard with a solid steel loop style arm. The arm is vinyl dipped to be warm to the touch and impact absorbent.
- Arms are width adjustable for an extra 2" on each side, providing additional room and comfort for users.
- Side tension adjustment can be reached from a seated position.
- Standard with Ultracell high density, highly resilient foam on seat and back.
- Large diameter 3" Black casters provide easier mobility. Casters are suitable for hard surface flooring or carpet.
- For 24 hour application, Global's Limited Lifetime Warranty is applicable only on fabrics that are rated for 100,000 double rubs.
- Upholstery options: fabric only.
Robust has a two-tone fabric combination; chosen fabric + Black trim.

OPTIONAL FEATURES


- There are no caster or arm options for this series.
- Optional abrasion resistant outer back fabric (polyester) is available. Resistant to impact damage. Available in Black only. Please specify **(BKB)**. Add \$9.

DESCRIPTION	FEATURES	MODEL #	STANDARD TEXTILE GRADES																																						
 <p>HB Heavy Duty Multi-Tilter w/Headrest COM: 3.25 YD 2.97 M Unit weight: 92 LB 41.8 KG Carton weight: 118 LB 53.52 KG Carton volume: 33.5 FT³ 0.94 MT³</p>	 <p>ADJUSTMENTS (1) Tilt tension (2) Pneumatic seat height (3) Back angle (4) Seat angle (9) Infinite position tilt lock Center tilt action</p> <p>Ergonomic features: A, B, C, F, G, M, N, Q, S</p>		1	2	3	4	5	6	7	8	9	10	11	12																											
		2526	-	2418	2506	2607	2772	2925	3078	3211	3377	3533	3744	4043																											
		<p>OVERALL DIMENSIONS</p> <table border="1"> <thead> <tr> <th></th> <th>W</th> <th>D</th> <th>H</th> </tr> </thead> <tbody> <tr> <td>IN</td> <td>29</td> <td>27.5</td> <td>50.5</td> </tr> <tr> <td>MM</td> <td>737</td> <td>699</td> <td>1283</td> </tr> </tbody> </table>				W	D	H	IN	29	27.5	50.5	MM	737	699	1283	<p>SEAT DIMENSIONS</p> <table border="1"> <thead> <tr> <th></th> <th>W</th> <th>D</th> <th>H</th> </tr> </thead> <tbody> <tr> <td>IN</td> <td>25.5</td> <td>20</td> <td>16.5-20.5</td> </tr> <tr> <td>MM</td> <td>648</td> <td>508</td> <td>419-521</td> </tr> </tbody> </table>				W	D	H	IN	25.5	20	16.5-20.5	MM	648	508	419-521	<p>BACK DIMENSIONS</p> <table border="1"> <thead> <tr> <th></th> <th>W</th> <th>H</th> </tr> </thead> <tbody> <tr> <td>IN</td> <td>22</td> <td>30</td> </tr> <tr> <td>MM</td> <td>559</td> <td>762</td> </tr> </tbody> </table>				W	H	IN	22	30	MM
	W	D	H																																						
IN	29	27.5	50.5																																						
MM	737	699	1283																																						
	W	D	H																																						
IN	25.5	20	16.5-20.5																																						
MM	648	508	419-521																																						
	W	H																																							
IN	22	30																																							
MM	559	762																																							
<p>RTA 00 1 per carton</p>																																									
 <p>MB Heavy Duty Multi-Tilter COM: 3 YD 2.74 M Unit weight: 90 LB 40.9 KG Carton weight: 114 LB 51.71 KG Carton volume: 29.5 FT³ 0.84 MT³</p>	 <p>ADJUSTMENTS (1) Tilt tension (2) Pneumatic seat height (3) Back angle (4) Seat angle (9) Infinite position tilt lock Center tilt action</p> <p>Ergonomic features: A, B, C, F, G, M, N, Q, S</p>		1	2	3	4	5	6	7	8	9	10	11	12																											
		2527	-	2240	2321	2414	2567	2708	2849	2972	3125	3269	3464	3740																											
		<p>OVERALL DIMENSIONS</p> <table border="1"> <thead> <tr> <th></th> <th>W</th> <th>D</th> <th>H</th> </tr> </thead> <tbody> <tr> <td>IN</td> <td>29</td> <td>26.5</td> <td>42.5</td> </tr> <tr> <td>MM</td> <td>737</td> <td>673</td> <td>1080</td> </tr> </tbody> </table>				W	D	H	IN	29	26.5	42.5	MM	737	673	1080	<p>SEAT DIMENSIONS</p> <table border="1"> <thead> <tr> <th></th> <th>W</th> <th>D</th> <th>H</th> </tr> </thead> <tbody> <tr> <td>IN</td> <td>25.5</td> <td>20</td> <td>16.5-20.5</td> </tr> <tr> <td>MM</td> <td>648</td> <td>508</td> <td>419-521</td> </tr> </tbody> </table>				W	D	H	IN	25.5	20	16.5-20.5	MM	648	508	419-521	<p>BACK DIMENSIONS</p> <table border="1"> <thead> <tr> <th></th> <th>W</th> <th>H</th> </tr> </thead> <tbody> <tr> <td>IN</td> <td>22</td> <td>24</td> </tr> <tr> <td>MM</td> <td>559</td> <td>610</td> </tr> </tbody> </table>				W	H	IN	22	24	MM
	W	D	H																																						
IN	29	26.5	42.5																																						
MM	737	673	1080																																						
	W	D	H																																						
IN	25.5	20	16.5-20.5																																						
MM	648	508	419-521																																						
	W	H																																							
IN	22	24																																							
MM	559	610																																							
<p>RTA 00 1 per carton</p>																																									

SAXON



model 2512-3



Arm Feature
Arms are designed to flip up and down to accommodate people wearing equipment belts.

STANDARD FEATURES

- Rated for multi-shift use by persons up to 350 lbs.
- Standard with a dual cushion Ultracell foam seat and heavily padded back for exceptional comfort.
- Abrasion resistant outer back fabric (polyester) is standard. Resistant to impact damage. Available in Black only.
- Standard with (VL) fold up arms. Arms fold up and down to accommodate users who wear equipment belts, such as police officers and 911 operators.
- Standard with ratchet back height adjustment (2.25").
- Side activated sliding seat depth adjustment is standard.
- For 24 hour application, Global's Limited Lifetime Warranty is applicable only on fabrics that are rated for 100,000 double rubs.
- Back support upright is 3" wide for extra strength.
- Five prong, injection molded, fiberglass reinforced nylon Black base with dual wheel carpet casters (C10).
- Upholstery options: fabric and vinyl only. Vinyl models may feature stitch detail across the seat and/or back cushions, if applicable.

OPTIONAL FEATURES

- For hard surface flooring casters, please specify (C10R). Add \$20.
- For additional arm/caster options, please refer to the Arm and Caster section (page 353). *Optional casters may be priced higher than the standard casters for your chair and the difference will be charged. Lower priced optional casters will not be credited.*

DESCRIPTION



HB Heavy Duty Multi-Tilter
COM: 2.25 YD | 2.06 M
Unit weight: 53 LB | 24.1 KG
Carton weight: 60 LB | 27.22 KG
Carton volume: 13 FT³ | 0.36 M³

FEATURES



ADJUSTMENTS
(1) Tilt tension
(2) Pneumatic seat height
(3) Back angle
(4) Seat angle
(6) Back/lumbar height
Sliding seat depth
(9) Infinite position tilt lock
Center tilt action

Ergonomic features:
A, B, C, D, E, F, G, H, M, N, Q, S

MODEL #

STANDARD TEXTILE GRADES

	1	2	3	4	5	6	7	8	9	10	11	12
2512-3	-	1530	1591	1661	1775	1881	1987	2079	2194	2302	2448	2655

	OVERALL DIMENSIONS			SEAT DIMENSIONS			BACK DIMENSIONS	
	W	D	H	W	D	H	W	H
IN	27.5	25	39.5	22.5	19-21.5	18-22	20	19.5-22
MM	699	635	1003	572	483-546	457-559	508	495-559

RTA 2 1 per carton

VION TS



model TS6321-3



model TS6331-3

VION FINISHES - TASK SEATING				
Back Frame	Base	SPECIFY CODE	Arm Options	SPECIFY CODE
Black	Black	BLK	Adjustable "T" arm (Black) Adjustable "T" arm, fixed armcap (Black) Adjustable "T" arm (Black, Chrome accent) Adj. "T" arm, fixed armcap (Black, Chrome accent)	AS AF AC AD
	Polished aluminum	BAU Add \$131		
Shadow	Shadow	SHW Add \$131	Adjustable "T" arm (Shadow) Adjustable "T" arm, fixed armcap (Shadow) Adjustable "T" arm (Shadow, Chrome accent) Adj. "T" arm, fixed armcap (Shadow, Chrome accent)	SHA SHF FC CF
	Polished aluminum	SAU Add \$131		
Fog	Fog	FOG Add \$131	Adjustable "T" arm (Fog) Adjustable "T" arm, fixed armcap (Fog) Adjustable "T" arm (Fog, Chrome accent) Adj. "T" arm, fixed armcap (Fog, Chrome accent)	FA FF FC CF
	Polished aluminum	FAU Add \$131	Fixed "C" arm (Black) Fixed "C" arm (Shadow) Fixed "C" arm (Fog) Fixed "C" arm (polished aluminum)	C SHC CC CA Add \$111


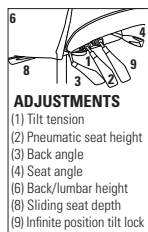



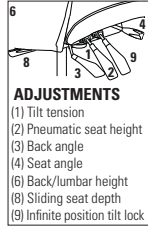


* All arms have Black SSU armcaps.

STANDARD FEATURES

- TS models are available within the standard Vion series. TS stands for "three shift" and each of the TS models are rated for 24/7 applications as well as weight rated up to 350 lbs.
- Multi-tilter models feature a heavy duty mechanism.
- Multi-tilters are standard with pneumatic seat height. Forward and rearward seat tilt with infinite lock and free floating back angle control. Tilt tension control.
- Side activated sliding seat depth adjustment is standard on multi-tilters.
- Heavy duty stools are standard with fixed back, seat depth and pneumatic seat height adjustments. Swivels are standard with adjustable Chrome footrest.
- All models are standard with either Ultracell or molded heavy duty seat foam.
- All models have a heavy duty 3" wide back upright.
- Five prong, injection molded, fiberglass reinforced nylon Governor base (B7) with dual wheel carpet casters (C1).
- Standard with height and width adjustable T-arms with sliding armcaps.
- Mesh back models are available in ten standard Vion Mesh colors: Aqua (MS75), Black (MS69), Black Cherry (MS76), Blue (MS72), Dust (MS77), Ivory (MS78), Natural (MS74), Paprika (MS79), Rope (MS73) and Stone (MS71).
- For 24 hour applications, Global's Limited Lifetime Warranty is applicable only on fabrics that are rated for 100,000 double rubs.
- Upholstery options: fabric, vinyl or leather. Vinyl and leather models may feature stitch detail across the seat and/or back cushions, if applicable. Grade 2 and above textiles are recommended for 24/7 applications.
- Upholstered back models feature Black fabric (Jenny JN02) on the back side.

OPTIONAL FEATURES

- Vion back frames, arms and bases are available in three colors: Black, Shadow and Fog. See Vion finishes chart for options and upcharges. Armcaps are always Black.
- Mesh back models are also available in ten Dimension Mesh colors: Berry (DBE), Black (DBK), Chalk (DCL), Charcoal (DCH), Citrus (DCT), Cobalt (DCO), Fog (DST), Pool Blue (DPB), Sand (DSD), Shadow (DGM). Add \$25.
- Upholstered back models offer a Matching Outer (MO) upholstery option. Due to the additional material needed, these models are listed separately and are priced differently than the standard upholstered back models.
- Optional lumbar pad can be added at time of order, please specify (LS). Add \$17. Lumbar pad can also be ordered after sale as a kit, specify model 6339, add \$33. The lumbar pad is adjustable up to 3".
- Seat available in memory foam, please specify (MF). Add \$106.
- Petite seat models (2" shorter and 2" narrower than the standard size seat) are available. Please specify by adding (P) to the model code. No upcharge.
- For hard surface flooring casters, please specify (C9R). Add \$21.

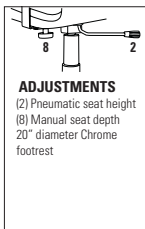
DESCRIPTION	FEATURES	MODEL #	STANDARD TEXTILE GRADES																																
			1	2	3	4	5	6	7	8	9	10	11	12																					
 <p>HB Heavy Duty Multi-Tilter - Mesh Back COM: 1 YD 0.91 M Unit weight: 50 LB 22.7 KG Carton weight: 62 LB 28.12 KG Carton volume: 10.5 FT³ 0.29 MT³</p>	 <p>ADJUSTMENTS (1) Tilt tension (2) Pneumatic seat height (3) Back angle (4) Seat angle (6) Back/lumbar height (8) Sliding seat depth (9) Infinite position tilt lock</p> <p>Ergonomic features: A, B, C, E, F, G, H, M, N, Q, U, S</p>	TS6321-3	1340	1372	1399	1430	1481	1528	1575	1616	1667	1715	1780	1872																					
		<table border="1"> <thead> <tr> <th colspan="3">OVERALL DIMENSIONS</th> <th colspan="3">SEAT DIMENSIONS</th> <th colspan="2">BACK DIMENSIONS</th> </tr> <tr> <th>W</th><th>D</th><th>H</th> <th>W</th><th>D</th><th>H</th> <th>W</th><th>H</th> </tr> </thead> <tbody> <tr> <td>IN 25.5</td><td>24</td><td>41</td> <td>20</td><td>17-19.5</td><td>17.5-21.5</td> <td>18.5</td><td>23</td> </tr> <tr> <td>MM 648</td><td>610</td><td>1041</td> <td>508</td><td>432-495</td><td>445-546</td> <td>470</td><td>584</td> </tr> </tbody> </table>	OVERALL DIMENSIONS			SEAT DIMENSIONS			BACK DIMENSIONS		W	D	H	W	D	H	W	H	IN 25.5	24	41	20	17-19.5	17.5-21.5	18.5	23	MM 648	610	1041	508	432-495	445-546	470	584	  1 per carton
		OVERALL DIMENSIONS			SEAT DIMENSIONS			BACK DIMENSIONS																											
W	D	H	W	D	H	W	H																												
IN 25.5	24	41	20	17-19.5	17.5-21.5	18.5	23																												
MM 648	610	1041	508	432-495	445-546	470	584																												
 <p>MB Heavy Duty Multi-Tilter - Mesh Back COM: 1 YD 0.91 M Unit weight: 48 LB 21.8 KG Carton weight: 60 LB 27.22 KG Carton volume: 10.5 FT³ 0.29 MT³</p>	 <p>ADJUSTMENTS (1) Tilt tension (2) Pneumatic seat height (3) Back angle (4) Seat angle (6) Back/lumbar height (8) Sliding seat depth (9) Infinite position tilt lock</p> <p>Ergonomic features: A, B, C, E, F, G, H, M, N, Q, U, S</p>	TS6322-3	1279	1311	1338	1369	1420	1467	1514	1555	1606	1654	1719	1811																					
		<table border="1"> <thead> <tr> <th colspan="3">OVERALL DIMENSIONS</th> <th colspan="3">SEAT DIMENSIONS</th> <th colspan="2">BACK DIMENSIONS</th> </tr> <tr> <th>W</th><th>D</th><th>H</th> <th>W</th><th>D</th><th>H</th> <th>W</th><th>H</th> </tr> </thead> <tbody> <tr> <td>IN 25.5</td><td>24</td><td>39</td> <td>20</td><td>17-19.5</td><td>17.5-21.5</td> <td>18.5</td><td>21</td> </tr> <tr> <td>MM 648</td><td>610</td><td>991</td> <td>508</td><td>432-495</td><td>445-546</td> <td>470</td><td>533</td> </tr> </tbody> </table>	OVERALL DIMENSIONS			SEAT DIMENSIONS			BACK DIMENSIONS		W	D	H	W	D	H	W	H	IN 25.5	24	39	20	17-19.5	17.5-21.5	18.5	21	MM 648	610	991	508	432-495	445-546	470	533	  1 per carton
		OVERALL DIMENSIONS			SEAT DIMENSIONS			BACK DIMENSIONS																											
W	D	H	W	D	H	W	H																												
IN 25.5	24	39	20	17-19.5	17.5-21.5	18.5	21																												
MM 648	610	991	508	432-495	445-546	470	533																												

DESCRIPTION FEATURES MODEL# STANDARD TEXTILE GRADES



Vion S

MB Heavy Duty Stool - Mesh Back
 COM: 1 YD | 0.91 M
 Unit weight: 38 LB | 17.3 KG
 Carton weight: 50 LB | 22.68 KG
 Carton volume: 10.5 FT³ | 0.29 MT³



Ergonomic features:
 C, E, H, M, N, Q, U

MODEL#	1	2	3	4	5	6	7	8	9	10	11	12
S6328-6	1194	1226	1253	1284	1335	1382	1429	1470	1521	1569	1634	1726

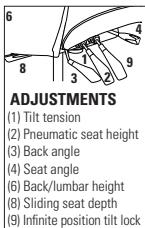
	OVERALL DIMENSIONS			SEAT DIMENSIONS			BACK DIMENSIONS	
	W	D	H	W	D	H	W	H
IN	25.5	24	48	20	17.5	23.5-33.5	18.5	21
MM	648	610	1219	508	445	597-851	470	533

RTA 2 courier 1 per carton



Vion TS

HB Heavy Duty Multi-Tilter - Upholstered Back
 COM: 1.25 YD | 1.14 M
 Unit weight: 51 LB | 23.2 KG
 Carton weight: 63 LB | 28.58 KG
 Carton volume: 10.5 FT³ | 0.29 MT³



Ergonomic features:
 A, B, C, E, F, G, H, M, N, Q, U, S

MODEL#	1	2	3	4	5	6	7	8	9	10	11	12
TS6331-3	1340	1380	1414	1453	1516	1575	1634	1685	1749	1809	1890	2005
TS6331-3MO	1400	1464	1518	1580	1682	1776	1870	1952	2054	2150	2280	2464

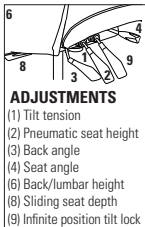
	OVERALL DIMENSIONS			SEAT DIMENSIONS			BACK DIMENSIONS	
	W	D	H	W	D	H	W	H
IN	25.5	24	41	20	17-19.5	17.5-21.5	18.5	23
MM	648	610	1041	508	432-495	445-546	470	584

RTA 2 courier 1 per carton



Vion TS

MB Heavy Duty Multi-Tilter - Upholstered Back
 COM: 1.25 YD | 1.14 M
 Unit weight: 49 LB | 22.3 KG
 Carton weight: 61 LB | 27.67 KG
 Carton volume: 10.5 FT³ | 0.29 MT³



Ergonomic features:
 A, B, C, E, F, G, H, M, N, Q, U, S

MODEL#	1	2	3	4	5	6	7	8	9	10	11	12
TS6332-3	1279	1319	1353	1392	1455	1514	1573	1624	1688	1748	1829	1944
TS6332-3MO	1340	1404	1458	1520	1622	1716	1810	1892	1994	2090	2220	2404

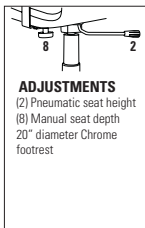
	OVERALL DIMENSIONS			SEAT DIMENSIONS			BACK DIMENSIONS	
	W	D	H	W	D	H	W	H
IN	25.5	24	39	20	17-19.5	17.5-21.5	18.5	21
MM	648	610	991	508	432-495	445-546	470	533

RTA 2 courier 1 per carton



Vion S

MB Heavy Duty Stool - Upholstered Back
 COM: 1.25 YD | 1.14 M
 Unit weight: 39 LB | 17.7 KG
 Carton weight: 51 LB | 23.13 KG
 Carton volume: 10.5 FT³ | 0.29 MT³



Ergonomic features:
 C, E, H, M, N, Q, U

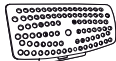
MODEL#	1	2	3	4	5	6	7	8	9	10	11	12
S6338-6	1194	1234	1268	1307	1370	1429	1488	1539	1603	1663	1744	1859

	OVERALL DIMENSIONS			SEAT DIMENSIONS			BACK DIMENSIONS	
	W	D	H	W	D	H	W	H
IN	25.5	24	48	20	17.5	23.5-33.5	18.5	21
MM	648	610	1219	508	445	597-851	470	533

RTA 2 courier 1 per carton

List price

6339	33
-------------	----




Vion S

Lumbar Pad Kit
 COM: N/A
 Unit weight: 0.5 LB | 0.2 KG
 Carton weight: 1.5 LB | 0.68 KG
 Carton volume: 0.5 FT³ | 0.01 MT³

	OVERALL DIMENSIONS			SEAT DIMENSIONS			BACK DIMENSIONS	
	W	D	H	W	D	H	W	H
IN	10.25	3.5	5.25	-	-	-	-	-
MM	260	89	133	-	-	-	-	-

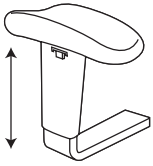
RTA 00 courier 1 per carton

arm, caster and base options



HOW TO SELECT ARMRESTS

GLOBAL HAS A WIDE SELECTION OF ARMRESTS TO SUIT ALMOST EVERY WORK TASK. ARMRESTS ARE AN IMPORTANT FEATURE OF A CHAIR – THEY REDUCE STRESS AND TENSION ON THE SPINE, NECK AND SHOULDER MUSCLES BY SUPPORTING THE WEIGHT OF YOUR ARMS. THIS MAKES YOU MORE COMFORTABLE AND ULTIMATELY MORE PRODUCTIVE. HEIGHT, WIDTH AND ANGLE ADJUSTABLE ARMRESTS ENABLE YOU TO POSITION YOUR ARMS AT A COMFORTABLE WORKING POSITION, BASED ON THE TASK AT HAND.



COMFORT TIPS

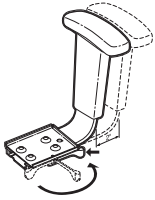
- Wrists should be in a straight or neutral position - avoid bending your wrists.
- When mousing, use whole arm movements instead of flexing your wrist.
- Rest your palm on the mouse pad for support.

HEIGHT ADJUSTABLE ARMS

- A full range of arms is available with armcaps in self-skinned urethane (SSU).
- Use the features available on Global's adjustable arms to accommodate your ergonomic requirements.

THE VARI-WIDTH ARM FEATURES MAXIMUM COMFORT WHILE ENABLING YOU TO MAINTAIN TOP PRODUCTIVITY LEVELS.

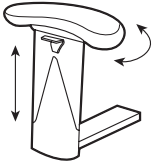
VARI-WIDTH



Easy to use levers enable you to adjust the distance between armrests quickly and simply. An ergonomic feature, Vari-Width maximizes shoulder support as it accommodates the specific width requirements of each user.

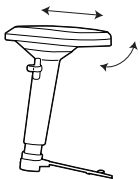
- Metal adapter plates provide width adjustability. One adapter plate is attached under each side of the seat. Arms are inserted into the adapter plates.
- Arms extend outward up to 2" on each side. A lever locks each arm in any position.
- Vari-Width is available only with Global's height adjustable arms. The arm chart (on the following pages) specifies all arm options available for the Vari-Width series. Vari-Width is standard on many chairs; they can also be retroactively installed on chairs.
- When ordering, please specify series, arm and (WA) ie. Yorkdale 2331 (3N) and (WA). When ordering as retrofit, please specify 2280-WA.

ROTATING ARMCAPS



Rotating armcaps articulate inward and/or outward. This positions the arm to support mousing or keyboarding activities. Rotating armcaps can also be used to narrow the space between the arms for slender people seeking arm support while keyboarding.

SLIDING ARMCAPS



Select arms have sliding armcaps. They can slide over top of the seat to narrow the space between the arms for smaller users. Sliding armcaps also slide forward for arm support for larger users or slide to the rear allowing slender users to sit closer to their worksurface.

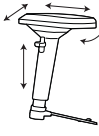

SERIES	STATUS	ARM	DESCRIPTION	UPCHARGE
ASPEN	STD	AS	Height adjustable arm, sliding armcap	-
	OPT	G5	Height adjustable arm, locking sliding/rotating armcap	\$0
AURORA	STD	3P	Height adjustable arm, waterfall edge armcap	-
	OPT	G5	Height adjustable arm, locking sliding/rotating armcap	\$31
	OPT	G6	Low rise height adjustable arm, locking sliding/rotating armcap	\$31
	OPT	T6	Height adjustable arm, sliding/360° rotating armcap	\$101
ECHO	STD	3P	Height adjustable arm, waterfall edge armcap	-
	OPT	C	Nylon fixed height "C" arm, urethane armcap	\$31
	OPT	CA	Aluminum fixed height "C" arm, urethane armcap	\$141
	OPT	G5	Height adjustable arm, locking sliding/rotating armcap	\$31
	OPT	G6	Low rise height adjustable arm, locking sliding/rotating armcap	\$31
	OPT	T6	Height adjustable arm, sliding/360° rotating armcap	\$101
ENTERPRISE	STD	TD	Height adjustable arm, teardrop armcap	-
	OPT	G5	Height adjustable arm, locking sliding/rotating armcap	\$31
	OPT	G6	Low rise height adjustable arm, locking sliding/rotating armcap	\$31
G1 ERGO SELECT	STD	G5	Height adjustable arm, locking sliding/rotating armcap	-
	OPT	G6	Low rise height adjustable arm, locking sliding/rotating armcap	\$0
	OPT	H1	G1 height adjustable arm, sliding/rotating armcap	\$66
	OPT	H2	G1 height adjustable arm, wide sliding/rotating armcap	\$106
	OPT	C	Nylon fixed height "C" arm, urethane armcap	\$0
	OPT	CA	Aluminum fixed height "C" arm, urethane armcap	\$111
	OPT	T6	Height adjustable arm, sliding/360° rotating armcap	\$71
GRANADA	STD	3N	Height adjustable arm, Luxcurve armcap	-
	OPT	G5	Height adjustable arm, locking sliding/rotating armcap	\$70
	OPT	G6	Low rise height adjustable arm, locking sliding/rotating armcap	\$70
	OPT	T6	Height adjustable arm, sliding/360° rotating armcap	\$140
GRANADA DELUXE	STD	3B	Height adjustable arm, urethane armcap	-
	OPT	G5	Height adjustable arm, locking sliding/rotating armcap	\$31
	OPT	G6	Low rise height adjustable arm, locking sliding/rotating armcap	\$31
	OPT	T6	Height adjustable arm, sliding/360° rotating armcap	\$101
GRAPHIC	STD	G4	Height adjustable arm, sliding armcap	-
	OPT	G5	Height adjustable arm, locking sliding/rotating armcap	\$0
LOOVER	STD	G5	Height adjustable arm, locking sliding/rotating armcap	-
	OPT	G6	Low rise height adjustable arm, locking sliding/rotating armcap	\$0
	OPT	C	Nylon fixed height "C" arm, urethane armcap	\$0
	OPT	CA	Aluminum fixed height "C" arm, urethane armcap	\$111
	OPT	T6	Height adjustable arm, sliding/360° rotating armcap	\$71
MALAGA	STD	TD	Height adjustable arm, teardrop armcap	-
	OPT	G5	Height adjustable arm, locking sliding/rotating armcap	\$31
	OPT	G6	Low rise height adjustable arm, locking sliding/rotating armcap	\$31
	OPT	T6	Height adjustable arm, sliding/360° rotating armcap	\$101
OBUSFORME	STD	G3	Height adjustable arm, sliding/rotating armcap	-
	OPT	G2	Low rise height adjustable arm, sliding/rotating armcap	\$0
	OPT	G5	Height adjustable arm, locking sliding/rotating armcap	\$0
	OPT	G6	Low rise height adjustable arm, locking sliding/rotating armcap	\$0
	OPT	G7	Height adjustable arm, wide sliding/rotating armcap	\$0
	OPT	G8	Low rise height adjustable arm, wide sliding/rotating armcap	\$0
	OPT	T6	Height adjustable arm, sliding/360° rotating armcap	\$71
OBUSFORME COMFORT	STD	G3	Height adjustable arm, sliding/rotating armcap	-
	OPT	G2	Low rise height adjustable arm, sliding/rotating armcap	\$0
	OPT	G5	Height adjustable arm, locking sliding/rotating armcap	\$0
	OPT	G6	Low rise height adjustable arm, locking sliding/rotating armcap	\$0
	OPT	G7	Height adjustable arm, wide sliding/rotating armcap	\$0
	OPT	G8	Low rise height adjustable arm, wide sliding/rotating armcap	\$0
	OPT	T6	Height adjustable arm, sliding/360° rotating armcap	\$71
OBUSFORME COMFORT XL	STD	G3	Height adjustable arm, sliding/rotating armcap	-
	OPT	G2	Low rise height adjustable arm, sliding/rotating armcap	\$0
	OPT	G5	Height adjustable arm, locking sliding/rotating armcap	\$0
	OPT	G6	Low rise height adjustable arm, locking sliding/rotating armcap	\$0
	OPT	G7	Height adjustable arm, wide sliding/rotating armcap	\$0
	OPT	G8	Low rise height adjustable arm, wide sliding/rotating armcap	\$0
	OPT	T6	Height adjustable arm, sliding/360° rotating armcap	\$71

ARM SELECTIONS










SERIES	STATUS	ARM	DESCRIPTION	UPCHARGE
SAXON	STD	VL	Swing away height adjustable arm, urethane armcap	-
	OPT	G5	Height adjustable arm, locking sliding/rotating armcap	\$0
	OPT	G6	Low rise height adjustable arm, locking sliding/rotating armcap	\$0
SCORE	STD	3M	Height adjustable arm, concave oval armcap	-
	OPT	G5	Height adjustable arm, locking sliding/rotating armcap	\$31
	OPT	G6	Low rise height adjustable arm, locking sliding/rotating armcap	\$31
	OPT	WA	Width adjustable arm extensions	\$84
SPRITZ	STD	G4	Height adjustable arm, sliding armcap	-
	OPT	C	Nylon fixed height "C" arm, urethane armcap	\$0
	OPT	CA	Aluminum fixed height "C" arm, urethane armcap	\$111
	OPT	G5	Height adjustable arm, locking sliding/rotating armcap	\$0
	OPT	G6	Low rise height adjustable arm, locking sliding/rotating armcap	\$0
	OPT	T6	Height adjustable arm, sliding/360° rotating armcap	\$71
	OPT	WA	Width adjustable arm extensions	\$84
SUPRA-X	STD	SC	Height adjustable arm, oval armcap	-
	OPT	G5	Height adjustable arm, locking sliding/rotating armcap	\$31
	OPT	G6	Low rise height adjustable arm, locking sliding/rotating armcap	\$31
SYNOPSIS	STD	3B	Height adjustable arm, urethane armcap	-
	OPT	G5	Height adjustable arm, locking sliding/rotating armcap	\$31
	OPT	G6	Low rise height adjustable arm, locking sliding/rotating armcap	\$31
	OPT	T6	Height adjustable arm, sliding/360° rotating armcap	\$101
TRITEK ERGO SELECT (GENEROUS SEAT)	STD	G3	Height adjustable arm, sliding/rotating armcap	-
	OPT	G2	Low rise height adjustable arm, sliding/rotating armcap	\$0
	OPT	G5	Height adjustable arm, locking sliding/rotating armcap	\$0
	OPT	G6	Low rise height adjustable arm, locking sliding/rotating armcap	\$0
	OPT	G7	Height adjustable arm, wide sliding/rotating armcap	\$0
	OPT	G8	Low rise height adjustable arm, wide sliding/rotating armcap	\$0
	OPT	T6	Height adjustable arm, sliding/360° rotating armcap	\$71
TRITEK ERGO SELECT (STANDARD/PETITE SEAT)	STD	G2	Low rise height adjustable arm, sliding/rotating armcap	-
	OPT	G3	Height adjustable arm, sliding/rotating armcap	\$0
	OPT	G5	Height adjustable arm, locking sliding/rotating armcap	\$0
	OPT	G6	Low rise height adjustable arm, locking sliding/rotating armcap	\$0
	OPT	G7	Height adjustable arm, wide sliding/rotating armcap	\$0
	OPT	G8	Low rise height adjustable arm, wide sliding/rotating armcap	\$0
TRIUMPH	STD	G1	Height adjustable arm, sliding/rotating armcap	-
	OPT	G5	Height adjustable arm, locking sliding/rotating armcap	\$0
	FUTURE STD	G4	Height adjustable arm, sliding armcap	-
TRUFORM	STD	SC	Height adjustable arm, oval armcap	-
	OPT	C	Nylon fixed height "C" arm, urethane armcap	\$31
	OPT	CA	Aluminum fixed height "C" arm, urethane armcap	\$141
	OPT	G5	Height adjustable arm, locking sliding/rotating armcap	\$31
	OPT	G6	Low rise height adjustable arm, locking sliding/rotating armcap	\$31
	OPT	T6	Height adjustable arm, sliding/360° rotating armcap	\$101
TYE	STD	3N	Height adjustable arm, Luxcurve armcap	-
	OPT	G5	Height adjustable arm, locking sliding/rotating armcap	\$70
	OPT	G6	Low rise height adjustable arm, locking sliding/rotating armcap	\$70
	OPT	WA	Width adjustable arm extensions	\$84
VION	STD	AS	Height adjustable arm, sliding armcap (Chrome: AC / Fog: FA, FC)	-
	STD	ZT	Swing away/folding, height adjustable arm (not available on petite seat)	-
	OPT	AF	Height adjustable arm, fixed armcap (Chrome: AD / Fog: FF, CF)	\$0
	OPT	C	Nylon fixed height "C" arm, urethane armcap (Fog: CC)	\$0
	OPT	CA	Aluminum fixed height "C" arm, urethane armcap	\$111
	OPT	G5	Height adjustable arm, locking sliding/rotating armcap	\$0
	OPT	G6	Low rise height adjustable arm, locking sliding/rotating armcap	\$0
	OPT	T6	Height adjustable arm, sliding/360° rotating armcap	\$72
YORKDALE	STD	3N	Height adjustable arm, Luxcurve armcap	-
	OPT	G5	Height adjustable arm, locking sliding/rotating armcap	\$70
	OPT	G6	Low rise height adjustable arm, locking sliding/rotating armcap	\$70

OPTIONAL ARMS

Purchased separately from the chair. Cost listed below arm descriptions. Refer to chart for series compatibility.

 <p>AS Height adjustable T-arm. Self-skinned urethane (SSU) armcap slides forward & backward. For non-sliding armcap, specify (AF). \$189</p>	 <p>C Black nylon fixed "C" arm with self-skinned urethane (SSU) armcap. \$189 For polished aluminum version of C arm, specify (CA). \$300</p>	 <p>GL Height adjustable T-arm. Self-skinned urethane (SSU) armcap slides forward & backward. \$189</p>	 <p>G1 Height and width adjustable T-arm. Rectilinear self-skinned urethane (SSU) armcap slides forward & backward, side-to-side, rotates inward. \$189</p>	 <p>G2 Special low rise version of G3 arm, positions 1" lower but retains all G3 functions. \$189</p>
 <p>G3 Height and width adjustable T-arm. Curved self-skinned urethane (SSU) armcap slides forward & backward, side-to-side, rotates inward. \$189</p>	 <p>G4 Height adjustable T-arm. Self-skinned urethane (SSU) armcap slides forward & backward. \$189</p>	 <p>G5 Lockable, height and width adjustable T-arm. Self-skinned urethane (SSU) armcap slides forward & backward, side-to-side, rotates inward & outward. \$189</p>	 <p>G6 Special low rise version of G5 arm, positions 1" lower but retains all G5 functions. \$189</p>	 <p>G7 Special wide version of G3 arm, retains all G3 functions. \$189</p>
 <p>G8 Special low rise version of G7 arm, positions 1" lower but retains all G7 functions. \$189</p>	 <p>SC Height adjustable forward swept arm. Oval soft touch self-skinned urethane (SSU) armcap. \$158</p>	 <p>TD Height adjustable T-arm. Teardrop shaped, soft touch self-skinned urethane (SSU) armcap. \$158</p>	 <p>T6 Height adjustable T-arm. Self-skinned urethane (SSU) armcap slides forward & backward, rotates 360°. 4" adjustment, highest position sits higher than standard arms. \$260</p>	 <p>WA Vari-Width metal adapter plate. Permits arms to extend outward up to 2" each side. Lever locks arm in position. \$84</p>
 <p>ZT Swing away/folding, height adjustable T-arm. Teardrop shaped, soft touch self-skinned urethane (SSU) armcap. \$210</p>	 <p>3B Height adjustable T-arm. Soft touch self-skinned urethane (SSU) armcap. \$158</p>	 <p>3M Height adjustable T-arm. Concave oval, soft touch self-skinned urethane (SSU) armcap. \$158</p>	 <p>3N Height adjustable T-arm. Luxcurve soft touch self-skinned urethane (SSU) armcap. \$119</p>	 <p>3P Height adjustable T-arm. Waterfall edge, soft touch self-skinned urethane (SSU) armcap. \$158</p>
 <p>3R Height adjustable T-arm. Concave oval, hard durometer self-skinned urethane (SSU) armcap. For abusive environments. \$158</p>	 <p>4415R Right hand tablet arm. Notepad sized 10.5"w x 21"l. Hinges up and folds to side. Black upright and tablet. For left hand, specify 4415L. \$308</p>	 <p>4425R Right hand tablet arm. Notepad sized 16"w x 21"l. Hinges up and folds to side. Black upright and tablet. For left hand, specify 4425L. \$377</p>		






CASTER SELECTIONS

	MODEL #	DESCRIPTION	COLOR	FLOORING	QUANTITY	LIST PRICE
	C1SET	Universal carpet caster 2" dual wheel caster, hooded, no collar. Available on all bases.	Black	carpet	set of 5	\$75
	C7SET	Slipper glide Allows base to remain at caster height. Available on all bases.	Black	any surface	set of 5	\$75
	C9RSET	Universal hard floor caster 2.5" dual wheel caster, hooded, no collar. Available on all bases.	Black Grey urethane treads	vinyl, marble, hardwood	set of 5	\$96
	C10SET	Integrated carpet caster 2" dual wheel caster, hooded, large collar. Available on Auburn, Concorde, Kate, Malaga and Saxon bases only.	Black	carpet	set of 5	\$84
	C10RSET	Integrated hard floor caster 2" dual wheel caster, hooded, large collar Available on Auburn, Concorde, Kate, Malaga and Saxon bases only.	Black Grey urethane treads	vinyl, marble, hardwood	set of 5	\$104
	C14RSET	Automatically locking caster 2" dual wheel caster, steel hood, no collar. Brake activated while seated. Available on all bases.	Black	any surface	set of 5	\$314
	C65SET	Integrated carpet caster 2" dual wheel caster, hooded, standard collar. Available on all bases except those with slender ends like (B5) and Governor (B7) .	Black	carpet	set of 5	\$75
	C65RSET	Integrated hard floor caster 2" dual wheel caster, hooded, standard collar. Available on all bases except those with slender ends like (B5) and Governor (B7) .	Black Grey urethane treads	vinyl, marble, hardwood	set of 5	\$96
	C66RSET	Dual wheel roll resistant caster 2" dual wheel caster, steel hood, standard collar. Roll resistance activated when not in use. Available on all bases except those with slender ends like (B5) and Governor (B7) .	Black	any surface	set of 5	\$141
	C82SET	Large carpet caster 2.5" dual wheel caster, no hood no collar. Available on all bases.	Black	carpet	set of 5	\$75

CASTER NOTES:

- The casters shown above are sold in sets for replacement purposes. This price list can also be used to calculate the upcharge to change casters at time of ordering a chair. Optional casters may be priced higher than the standard casters for your chair and the difference will be charged. Lower priced casters will not be credited.
- All casters are not appropriate for all flooring surfaces. Please consult with your sales representative or Global Customer Service representative for special situations that can be verified with the caster manufacturer. Alternative casters, if needed, may require an upcharge.

DUET AND POPCORN - GLIDE SELECTIONS

GLIDES	SURFACE	CARPET	VINYL SHEET	LVT	VCT	RUBBER	CORK	HARDWOOD	LAMINATE	CERAMIC TILE, STONE	MARBLE, GRANITE	CONCRETE
NO GLIDE (XG) 		●	NR	NR	NR	●	NR	NR	NR	NR	NR	NR
CLEAR POLYCARBONATE GLIDE (CG) 		●	NR	NR	NR	●	NR	NR	NR	NR	NR	●
STAINLESS STEEL PAD ON POLYCARBONATE GLIDE (SG) 		●	NR	NR	NR	●	NR	NR	NR	NR	NR	NR
FELT PAD ON POLYCARBONATE GLIDE (FG) 		NR	●	●	NR	NR	●	NR	●	NR	NR	NR
RUBBER NO SLIP PAD ON POLYCARBONATE GLIDE (RG) 		NR	●	●	●	NR	NR	●	●	●	●	NR

NOTE: The above is only a guideline based on clean and properly finished floors. Glides that are not recommended for use will not be covered by Global's Limited Lifetime Warranty. Site conditions can dramatically affect how appropriate a glide is for any application. Regular inspection of glides is critical to preventing floor damage. See descriptions below.

● = BEST FOR APPLICATION

NR = NOT RECOMMENDED FOR USE

NO GLIDE (XG): The plain Chrome sled based frame slides easily and silently over carpeted surfaces. Note: do not use in damp areas.

CLEAR POLYCARBONATE GLIDE (CG): The polycarbonate glide is easy to move over most flooring. It does not leave marks and it reduces noise on hard surfaces.

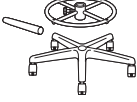
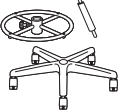


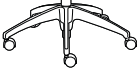

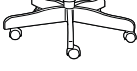
STAINLESS STEEL PAD ON POLYCARBONATE GLIDE (SG): The stainless steel bottomed glide slides easily. It is extremely durable, reduces floor contact and noise on hard surfaces.

FELT PAD ON POLYCARBONATE GLIDE (FG): The felt bottomed glide moves silently and smoothly on hard surface flooring. Helps to prevent floor damage.






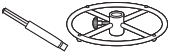



RUBBER NO SLIP PAD ON POLYCARBONATE GLIDE (RG): The rubber bottomed glide is slip-resistant. It grips flooring, reduces movement, scratching and eliminates noise.

* Glides with felt pads (FG) and rubber pads (RG) are also available on four-legged guest chairs in the following series: Caprice, Comet, Diplomat, Lite, Locust, Sidero, Sonic, Supra, Twilight and Vion. Glide and flooring surface combinations follow the recommendations above.

BASE SELECTIONS

MODEL #	MODEL NAME	LIST PRICE
 2241	Stool conversion kit Includes extension hub for chair's existing pneumatic cylinder, raises seat height by 8 inches. Height adjustable Chrome footrest (18" diameter). Injection molded base in Black only (26.5" diameter). To ensure stability, this kit is recommended for use with task chairs only.	\$252
 2243	Stool conversion kit Includes 10" pneumatic cylinder. Approximate seat height of 24" to 34". Height adjustable Chrome footrest (18" diameter). Provides footrest travel of 8" to 16" above the floor. Injection molded base in Black only (26.5" diameter). To ensure stability, this kit is recommended for use with task chairs only.	\$286
 B2	Aluminum base with Black end guards Polished aluminum five prong base. Shipped complete with standard (C1) carpet casters. For hard surfaces, please specify (C9R). Add \$21. Replacement cost \$271. Upcharge over Black nylon base \$131.	\$271
 B4M	Oval wood base steel frame Oval style wood-capped steel base. Genuine maple faced veneers and solids. See Seating Finishes - Wood in the Textiles and Finishes section. Please specify. Shipped complete with standard (C1) carpet casters. For hard surfaces, please specify (C9R). Add \$21. Replacement cost \$271. Upcharge over Black nylon base \$131.	\$271
 B5A	Aluminum high spider base Polished aluminum high arch spider base. Shipped complete with standard (C1) carpet casters. For hard surfaces, please specify (C9R). Add \$21. Replacement cost \$271. Upcharge over Black nylon base \$131.	\$271
 B7A	Governor base Polished aluminum medium rise base. Shipped complete with standard (C1) carpet casters. For hard surfaces, please specify (C9R). Add \$21. Replacement cost \$199. Upcharge over Black nylon base \$131.	\$199
 TRADITIONAL BASE	Traditional wood capped base Traditional style wood-capped steel base. Genuine maple faced veneers and solids. See Seating Finishes - Wood in the Textiles and Finishes section. Please specify. Shipped complete with standard (C1) carpet casters. For hard surfaces, please specify (C9R). Add \$21. Replacement cost \$307. Upcharge over Black nylon base \$184.	\$307

Note: Base diameter, trim components and model number may differ for various seating products. Please contact Global Customer Service.

	MODEL #	MODEL NAME
	3G	3" cylinder, 360° swivel Soft Descent™ pneumatic lift cylinder with 3 inch travel range. This lift may not be usable on synchro-tilter (-0) and multi-tilter (-3) mechanisms due to operational interference with controls.
	4F	Fixed height 360° swivel spindle #4 Fixed height, swivel only. Seat height is determined by the spindle length which is preset at the factory and cannot be changed.
	4L	4" cylinder, 360° swivel, low rise Soft Descent™ low rise, pneumatic lift cylinder with 4 inch travel range.
	5F	Fixed height 360° swivel spindle #5 Fixed height, swivel only. Seat height is determined by the spindle length which is preset at the factory and cannot be changed.
	5L	5" cylinder, 360° swivel, low rise Soft Descent™ low rise, pneumatic lift cylinder with 5 inch travel range.
	7G	7" cylinder, 360° swivel Soft Descent™ pneumatic lift cylinder with 7 inch travel range. Lift allows most users to sit at both desk and counter heights. Seats may be too tall for shorter users at desk height.
	7R	7" cylinder, 360° swivel with 20° Chrome footrest Soft Descent™ pneumatic lift cylinder with 7 inch travel range and adjustable footrest. Lift allows most users to sit at both desk and counter heights. Seats may be too tall for shorter users at desk height (refer to cylinder chart on page 362).
	SC	Self-centering, height auto-return, 360° swivel cylinder Return-to-center and return-to-height pneumatic height adjust cylinder with 2 inch travel range. Chair swivels back to face the original direction so groups of chairs remain aligned. The seat height may be lowered by occupant. Chair returns to the maximum seat height when user exits the chair.
	SH	Height auto-return, 360° swivel Return-to-height pneumatic height adjust cylinder with 2 inch travel range. The seat height may be lowered by occupant. Chair returns to the maximum seat height when user exits the chair.
	SN	Height auto-return, non-swivel Return-to-height pneumatic height adjust cylinder with 2 inch travel range. The seat height may be lowered by occupant. Chair returns to the maximum seat height when user exits the chair. Lift does not swivel.

CYLINDER NOTES:

- All cylinders are not appropriate for all mechanisms. Please refer to the following chart for compatibility and effect on minimum seat height.
- For cylinder upcharges and replacement costs, please contact Customer Service.

CYLINDER SELECTIONS

SERIES	CYLINDER	STD	3G	4L	4F	5L	5F	7G	7R	SC	SH	SN
	Mechanism											
ACCORD	-2	4L	NA	STD	NA	+1.5	NA	+1.0	NA	NA	NA	NA
	-4	4G*	NA	NA	+0.5	NA	+1.0	+1.0	NA	+1.5	+1.5	+1.5
ASPEN	-3	4L	-0.75	STD	NA	+1.5	NA	+2.0	NA	NA	NA	NA
G1 ERGO SELECT	-0	4L	NA	STD	NA	+1.5	NA	NA	NA	NA	NA	NA
	-3, -8	4L	-0.75	STD	NA	+1.5	NA	+2.0	NA	NA	NA	NA
G20		5L	-2.25	-1.5	NA	STD	NA	+1.0	NA	NA	NA	NA
GRANADA DELUXE	-2, -3	4L	NA	STD	NA	+1.5	NA	+2.0	NA	NA	NA	NA
	-5	4L	-0.75	STD	NA	+1.5	NA	+2.0	NA	NA	NA	NA
LOOVER	-3	4L	-0.75	STD	NA	+1.5	NA	+2.0	NA	NA	NA	NA
	-4	5L	-2.25	-1.5	NA	STD	+1.0	+1.0	+1.0	+1.75	+1.75	+1.75
	-8	5L	-2.25	-1.5	NA	STD	+1.0	+1.0	+1.0	+2.0	+2.0	+2.0
	-2	4L	NA	STD	NA	+1.5	NA	NA	NA	NA	NA	NA
LURAY	-4	5L	NA	-1.5	+0.5	STD	+1.0	+1.0	NA	+1.5	+1.5	+1.5
MALAGA	-1, -4	5L	-2.25	-1.5	NA	STD	NA	+1.0	NA	NA	NA	NA
	-2, -3	5L	NA	-1.5	NA	STD	NA	+1.0	NA	NA	NA	NA
NOVELLO		5L	-2.25	-1.5	NA	STD	NA	+1.0	NA	NA	NA	NA
OBUSFORME COMFORT	-2, -3	4L	NA	STD	NA	+1.5	NA	+2.0	NA	NA	NA	NA
	-5	4L	-0.75	STD	NA	+1.5	NA	NA	NA	NA	NA	NA
PREFER		4G*	-1.75	-1.25	+0	+0.25	+1.0	+0.75	+0.75	NA	NA	NA
ROMA		4L*	-0.75	STD	NA	+1.5	+2.5	+2.0	NA	+2.0	+2.0	+2.0
SORA	-8	4L	-0.75	STD	NA	+1.5	NA	+2.0	+2.0	NA	NA	NA
SUPRA-X	-1, -4, -5	5L	-2.25	-1.5	NA	STD	NA	+1.0	NA	NA	NA	NA
	-3	5L	NA	-1.5	NA	STD	NA	+1.0	NA	NA	NA	NA
SYNOPSIS	-3	5L	NA	-1.5	NA	STD	NA	+1.0	NA	NA	NA	NA
	-4	5L	-2.25	-1.5	NA	STD	+1.0	+1.0	NA	+2.25	+2.25	+2.25
TRITEK ERGO SELECT - PETITE SEAT	-3	4L	NA	STD	NA	+1.5	NA	+2.0	NA	NA	NA	NA
	-5	4L	-0.5	STD	NA	+1.5	NA	+2.0	NA	NA	NA	NA
- STANDARD SEAT	-3	5L	NA	-1.5	NA	STD	NA	+1.0	NA	NA	NA	NA
- GENEROUS SEAT	-5	5L	-2.25	-1.5	NA	STD	NA	+1.0	NA	NA	NA	NA
	-3	5G	NA	-2.25	NA	-1.0	NA	+2.0	NA	NA	NA	NA
	-5	5G	-2.75	-2.25	NA	-1.0	NA	+2.0	NA	NA	NA	NA
TRIUMPH	-3, -8	4L*	-0.75	STD	NA	+1.5	NA	+2.0	NA	NA	NA	NA
TRUFORM	-0	5L	NA	-1.5	NA	STD	NA	NA	NA	NA	NA	NA
	-1, -3, -4, -5	5L	NA	-1.5	NA	STD	NA	+1.0	NA	NA	NA	NA
	-8	5L	-2.25	-1.5	NA	STD	NA	+1.0	NA	NA	NA	NA
VION	-3	5L	-2.25	-1.5	NA	STD	NA	+1.0	+1.0	+1.75	+1.75	+1.5
	-4	5L	-2.25	-1.5	NA	STD	+1.0	+1.0	+1.0	+1.0	+1.0	+1.5
	-8	5L	-2.25	-1.5	NA	STD	+0.5	+1.0	NA	NA	NA	+1.5

NOTE: CHART VALUES INDICATE CHANGE FROM STANDARD MINIMUM SEAT HEIGHT (IN INCHES).
 3G AND 7G CYLINDERS ARE NOT AVAILABLE FOR USE WITH THE -0 SYNCHRO-TILT MECHANISM.
 CYLINDER OPTIONS DO NOT APPLY TO "HEAVY DUTY/24 HR" OR "SPECIALTY" SECTION PRODUCTS. THEIR WARRANTY RELIES ON THE FEATURES OF THE SPECIFIED STANDARD CYLINDER.
 *SPECIAL CYLINDER

specialty



Academic Task364



Industrial Anti-Microbial - 62372



Sidero (children's model)184



Industrial - 50367



Industrial Wipe Down - 64373



ACADEMIC TASK




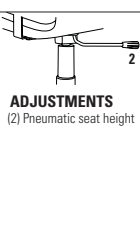

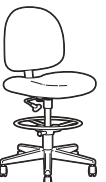
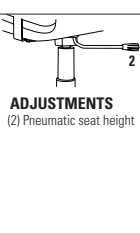


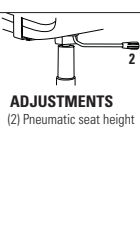


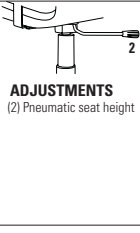

model **S2312 Score**


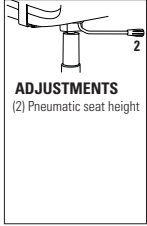

STANDARD FEATURES

- Durable task seating designed to sustain years of use in educational and training room applications.
- The back bar is welded or bolted to the chair mechanism and the backrest is permanently fixed in height and angle.
- Vinyl bumper guards are standard on Granada and Score.
- Standard with height adjustable T-arms with curved urethane armcaps (**3N**) in Black only.
- Five prong, injection molded, fiberglass reinforced nylon Black spider base with (**C65**) dual wheel carpet casters.
- Base and frame available in Black only.
- Vari-Width (**WA**) width adjustable arm extensions are standard on Granada when ordered with adjustable height arms. Allows the arms to move away from the seat by 2" on each side to allow space if desired for broader hip widths.

OPTIONAL FEATURES

- For hard surface flooring casters, please specify (**C65R**). Add \$21.
- Seat available in memory foam, please specify (**MF**). Add \$106.
- Vari-Width (**WA**) width adjustable arm extensions are available when chair is ordered with adjustable arms. Allows the arms to move away from the seat by 2" on each side to allow space if desired for broader hip widths. Add \$84.
- For additional arm/caster options, please refer to the Arm and Caster section (page 353). *Optional casters may be priced higher than the standard casters for your chair and the difference will be charged. Lower priced optional casters will not be credited.*

DESCRIPTION	FEATURES	MODEL #	STANDARD TEXTILE GRADES																																
			1	2	3	4	5	6	7	8	9	10	11	12																					
 <p>Score</p> <p>LB Task Armless COM: 1.25 YD 1.14 M Unit weight: 24 LB 10.9 KG Carton weight: 31 LB 14.06 KG Carton volume: 10.75 FT³ 0.3 MT³</p>	 <p>ADJUSTMENTS (2) Pneumatic seat height</p> <p>Ergonomic features: C, M, N</p>	<p>S2312</p> <table border="1"> <thead> <tr> <th>OVERALL DIMENSIONS</th> <th colspan="3">SEAT DIMENSIONS</th> <th colspan="2">BACK DIMENSIONS</th> </tr> <tr> <th>W D H</th> <th>W D H</th> <th colspan="2">H</th> <th>W H</th> </tr> </thead> <tbody> <tr> <td>IN 20 23.5 35.5</td> <td>20 17.5 16-21</td> <td colspan="2">18 17</td> <td></td> </tr> <tr> <td>MM 508 597 902</td> <td>508 445 406-533</td> <td colspan="2">457 432</td> <td></td> </tr> </tbody> </table> <p>RTA 1  1 per carton</p>	OVERALL DIMENSIONS	SEAT DIMENSIONS			BACK DIMENSIONS		W D H	W D H	H		W H	IN 20 23.5 35.5	20 17.5 16-21	18 17			MM 508 597 902	508 445 406-533	457 432			433	473	507	546	609	668	727	778	842	902	983	1098
			OVERALL DIMENSIONS	SEAT DIMENSIONS			BACK DIMENSIONS																												
			W D H	W D H	H		W H																												
			IN 20 23.5 35.5	20 17.5 16-21	18 17																														
MM 508 597 902	508 445 406-533	457 432																																	
 <p>Score</p> <p>LB Stool - Task Armless COM: 1.25 YD 1.14 M Unit weight: 30 LB 13.6 KG Carton weight: 33 LB 14.97 KG Carton volume: 9.75 FT³ 0.27 MT³</p>	 <p>ADJUSTMENTS (2) Pneumatic seat height</p> <p>Ergonomic features: C, M, N</p>	<p>S2304</p> <table border="1"> <thead> <tr> <th>OVERALL DIMENSIONS</th> <th colspan="3">SEAT DIMENSIONS</th> <th colspan="2">BACK DIMENSIONS</th> </tr> <tr> <th>W D H</th> <th>W D H</th> <th colspan="2">H</th> <th>W H</th> </tr> </thead> <tbody> <tr> <td>IN 20 23.5 43</td> <td>20 17.5 23-33</td> <td colspan="2">18 17</td> <td></td> </tr> <tr> <td>MM 508 597 1092</td> <td>508 445 584-838</td> <td colspan="2">457 432</td> <td></td> </tr> </tbody> </table> <p>RTA 1  1 per carton</p>	OVERALL DIMENSIONS	SEAT DIMENSIONS			BACK DIMENSIONS		W D H	W D H	H		W H	IN 20 23.5 43	20 17.5 23-33	18 17			MM 508 597 1092	508 445 584-838	457 432			546	586	620	659	722	781	840	891	955	1015	1096	1211
			OVERALL DIMENSIONS	SEAT DIMENSIONS			BACK DIMENSIONS																												
			W D H	W D H	H		W H																												
			IN 20 23.5 43	20 17.5 23-33	18 17																														
MM 508 597 1092	508 445 584-838	457 432																																	
 <p>Score</p> <p>LB Stool - Task COM: 1.25 YD 1.14 M Unit weight: 35 LB 15.9 KG Carton weight: 38 LB 17.24 KG Carton volume: 9.75 FT³ 0.27 MT³</p>	 <p>ADJUSTMENTS (2) Pneumatic seat height</p> <p>Ergonomic features: C, M, N</p>	<p>S2303</p> <table border="1"> <thead> <tr> <th>OVERALL DIMENSIONS</th> <th colspan="3">SEAT DIMENSIONS</th> <th colspan="2">BACK DIMENSIONS</th> </tr> <tr> <th>W D H</th> <th>W D H</th> <th colspan="2">H</th> <th>W H</th> </tr> </thead> <tbody> <tr> <td>IN 24 23.5 43</td> <td>20 17.5 23-33</td> <td colspan="2">18 17</td> <td></td> </tr> <tr> <td>MM 610 597 1092</td> <td>508 445 584-838</td> <td colspan="2">457 432</td> <td></td> </tr> </tbody> </table> <p>RTA 1  1 per carton</p>	OVERALL DIMENSIONS	SEAT DIMENSIONS			BACK DIMENSIONS		W D H	W D H	H		W H	IN 24 23.5 43	20 17.5 23-33	18 17			MM 610 597 1092	508 445 584-838	457 432			625	665	699	738	801	860	919	970	1034	1094	1175	1290
			OVERALL DIMENSIONS	SEAT DIMENSIONS			BACK DIMENSIONS																												
			W D H	W D H	H		W H																												
			IN 24 23.5 43	20 17.5 23-33	18 17																														
MM 610 597 1092	508 445 584-838	457 432																																	
 <p>Granada</p> <p>LB Task Chair Armless/Plain Back COM: 1.5 YD 1.37 M Unit weight: 30 LB 13.6 KG Carton weight: 34 LB 15.42 KG Carton volume: 9.75 FT³ 0.27 MT³</p>	 <p>ADJUSTMENTS (2) Pneumatic seat height</p> <p>Ergonomic features: C, M, N</p>	<p>S3254</p> <table border="1"> <thead> <tr> <th>OVERALL DIMENSIONS</th> <th colspan="3">SEAT DIMENSIONS</th> <th colspan="2">BACK DIMENSIONS</th> </tr> <tr> <th>W D H</th> <th>W D H</th> <th colspan="2">H</th> <th>W H</th> </tr> </thead> <tbody> <tr> <td>IN 20.5 24.5 38</td> <td>20.5 18.5 16.5-21.5</td> <td colspan="2">19 18.5</td> <td></td> </tr> <tr> <td>MM 521 622 965</td> <td>521 470 419-546</td> <td colspan="2">483 470</td> <td></td> </tr> </tbody> </table> <p>RTA 1  1 per carton</p>	OVERALL DIMENSIONS	SEAT DIMENSIONS			BACK DIMENSIONS		W D H	W D H	H		W H	IN 20.5 24.5 38	20.5 18.5 16.5-21.5	19 18.5			MM 521 622 965	521 470 419-546	483 470			608	656	697	743	820	890	961	1022	1099	1171	1268	1406
			OVERALL DIMENSIONS	SEAT DIMENSIONS			BACK DIMENSIONS																												
			W D H	W D H	H		W H																												
			IN 20.5 24.5 38	20.5 18.5 16.5-21.5	19 18.5																														
MM 521 622 965	521 470 419-546	483 470																																	

DESCRIPTION	FEATURES	MODEL#	STANDARD TEXTILE GRADES											
			1	2	3	4	5	6	7	8	9	10	11	12
 <p>Score</p> <p>LB Task COM: 1.25 YD 1.14 M Unit weight: 30 LB 13.6 KG Carton weight: 37 LB 16.78 KG Carton volume: 10.75 FT³ 0.3 MT³</p>	 <p>ADJUSTMENTS (2) Pneumatic seat height</p> <p>Ergonomic features: C, H, M, N</p>	S2314	518	558	592	631	694	753	812	863	927	987	1068	1183
			OVERALL DIMENSIONS			SEAT DIMENSIONS			BACK DIMENSIONS					
	W	D	H	W	D	H	W	H						
	IN 24	23.5	35.5	20	17.5	16-21	18	17						
	MM 610	597	902	508	445	406-533	457	432						
	RTA 1		1 per carton											

EXPLANATION OF VARIOUS INDUSTRIAL APPLICATIONS

This section presents only some of the possibilities that are available. Please contact your sales representative for additional information.



INDUSTRIAL - 50

Designed for heavier duty intensive environments such as factories, assembly lines and dispatch offices. Seating features durable components including: heavy gauge steel construction, Chromed chip/corrosion/humidity resistant pneumatic lift cylinders and frames, heavy duty bases, weight activated interval safety casters for hard floors or encased leveling glides, wear resistant fabric or easy clean vinyl upholstery.



ANTI-MICROBIAL (IU - INTENSIVE USE) - 62

For hospital areas and labs that require furniture that minimizes bacterial and fungal growth and wipes up easily. Anti-microbial seating inhibits micro organism invasion and growth. Integrated filters allow fabric/vinyl to breathe.



WIPE DOWN (MINOTAUR) - 64

Furniture designed for dry food manufacturers, hospitals and forensic labs requiring regular and immediate clean up of dust, dirt or powder. Upholstery of any kind is unacceptable here. Features include comfortable Black self-skinned polyurethane seats and backs, chip/corrosion/humidity resistant pneumatic lift cylinders and frames, safety casters or glides. Some Wipe Down products may also be available with ESD.

FABRIC APPLICATION GRID

APPLICATION	FABRIC/VINYL
Industrial - 50	<p>Grade 1 (fabric): Terrace, Waterfall</p> <p>Grade 2 (fabric): Imprint</p> <p>Grade 2 (vinyl): Allante FRee, Luxhide, MorCare™ Collection (Vitality)</p>
Anti-Microbial - 62 with Global UltraSeal™	Grade 2 (vinyl): MorCare™ Collection (Vitality)
Wipe Down - 64	No upholstery required, seats are molded self- skinned urethane (SSU) foam.

INDUSTRIAL - 50



model 3212-50 (3N)

model 3288-50 (3N)




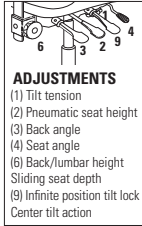

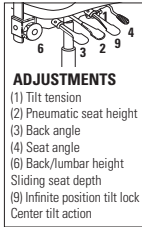

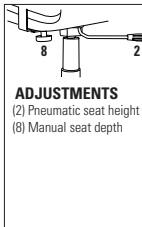
Industrial - 50
Designed for heavy duty environments found in factories, assembly lines and dispatch offices.


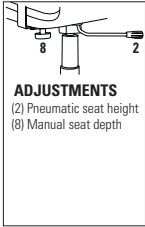

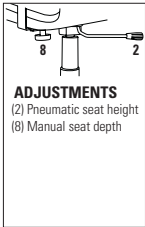

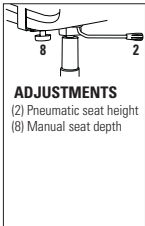
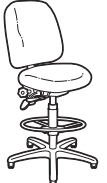
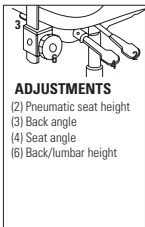

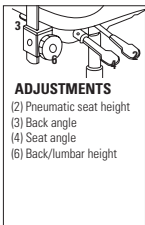
STANDARD FEATURES







- Granada models feature a molded seat and contoured back with enhanced lumbar support.
- Standard with height adjustable T-arms with curved urethane armcaps (3N) in Black only.
- Chrome chip/corrosion/humidity resistant pneumatic lift cylinders and frames.
- Chairs have a 5" Chrome pneumatic cylinder.
- Stools have a 10" Chrome pneumatic cylinder.
- All chairs and stools have Chrome back uprights.
- Clear protective back bumper (full surround) is standard on select models.
- Side activated sliding seat depth adjustment is standard on all multi-tilters.
- Heavy duty frame and five prong, injection molded fiberglass reinforced Black base.
- Heavy duty bench stools are standard with non-slip rubber glides.
- Most minotaur models are standard with a five-prong, heavy duty base with metal hub and (C10R) hard surface flooring casters. Work stools are standard with (C7R) glides.
- (C10R) hard surface flooring casters. are standard on Granada models.
- Upholstery options: heavy duty fabric or easy-clean vinyl only (as listed on the fabric application grid).

OPTIONAL FEATURES

- For additional arm/caster options, please refer to the Arm and Caster section (page 353, 376). *Optional casters may be priced higher than the standard casters for your chair and the difference will be charged. Lower priced optional casters will not be credited.*

DESCRIPTION	FEATURES	MODEL #	STANDARD TEXTILE GRADES													
			1	2	3	4	5	6	7	8	9	10	11	12		
 <p>Granada</p> <p>LB Multi-Tilter COM: 1.5 YD 1.37 M Unit weight: 48 LB 21.8 KG Carton weight: 52 LB 23.59 KG Carton volume: 13 FT³ 0.36 MT³</p>	 <p>ADJUSTMENTS (1) Tilt tension (2) Pneumatic seat height (3) Back angle (4) Seat angle (6) Back/lumbar height (9) Sliding seat depth (9) Infinite position tilt lock Center tilt action</p> <p>Ergonomic features: A, B, C, D, E, F, G, H, M, N, Q, S</p>	3212-50	-	1117	1158	1204	1281	1351	1422	1483	1560	1632	1729	1867		
		OVERALL DIMENSIONS			SEAT DIMENSIONS			BACK DIMENSIONS								
		W	D	H	W	D	H	W	H							
		IN 25.5 MM 648	24 610	40 1016	20.5 521	17-19.5 432-495	17.5-22.5 445-572	19 483	17.5-21.5 445-546							
		RTA 2	1 per carton													
 <p>Granada</p> <p>HB Multi-Tilter COM: 1.75 YD 1.6 M Unit weight: 51 LB 23.2 KG Carton weight: 55 LB 24.95 KG Carton volume: 15.5 FT³ 0.43 MT³</p>	 <p>ADJUSTMENTS (1) Tilt tension (2) Pneumatic seat height (3) Back angle (4) Seat angle (6) Back/lumbar height (9) Sliding seat depth (9) Infinite position tilt lock Center tilt action</p> <p>Ergonomic features: A, B, C, D, E, F, G, H, M, N, Q, S</p>	3217-50	-	1156	1203	1258	1347	1429	1511	1583	1672	1756	1870	2031		
		OVERALL DIMENSIONS			SEAT DIMENSIONS			BACK DIMENSIONS								
		W	D	H	W	D	H	W	H							
		IN 25.5 MM 648	24.5 622	43 1092	20.5 521	17-19.5 432-495	17.5-22.5 445-572	19 483	21.5-25.5 546-648							
		RTA 2	1 per carton													
 <p>Granada</p> <p>LB Task Armless COM: 1.5 YD 1.37 M Unit weight: 28 LB 12.7 KG Carton weight: 32 LB 14.51 KG Carton volume: 13 FT³ 0.36 MT³</p>	 <p>ADJUSTMENTS (2) Pneumatic seat height (8) Manual seat depth</p> <p>Ergonomic features: C, E, M, N</p>	3254-50	-	767	808	854	931	1001	1072	1133	1210	1282	1379	1517		
		OVERALL DIMENSIONS			SEAT DIMENSIONS			BACK DIMENSIONS								
		W	D	H	W	D	H	W	H							
		IN 20.5 MM 521	24 610	38 965	20.5 521	17.5-19 445-483	16.5-21.5 419-546	19 483	19 483							
		RTA 2	1 per carton													

DESCRIPTION	FEATURES	MODEL#	STANDARD TEXTILE GRADES													
			1	2	3	4	5	6	7	8	9	10	11	12		
 <p>Granada</p> <p>LB Task w/ 3N Arms COM: 1.5 YD 1.37 M Unit weight: 36 LB 16.4 KG Carton weight: 40 LB 18.14 KG Carton volume: 13 FT³ 0.36 MT³</p>	 <p>ADJUSTMENTS (2) Pneumatic seat height (8) Manual seat depth</p> <p>Ergonomic features: C, E, M, N</p>	3255-50	-	881	922	968	1045	1115	1186	1247	1324	1396	1493	1631		
		OVERALL DIMENSIONS			SEAT DIMENSIONS			BACK DIMENSIONS								
		W	D	H	W	D	H	W	H							
		IN 25.5 MM 648	24 610	38 965	20.5 521	17.5-19 445-483	16.5-21.5 419-546	19 483	19 483							
			RTA 2	1 per carton												
 <p>Granada</p> <p>Task Stool Armless COM: 1.5 YD 1.37 M Unit weight: 32 LB 14.5 KG Carton weight: 37 LB 16.78 KG Carton volume: 13 FT³ 0.36 MT³</p>	 <p>ADJUSTMENTS (2) Pneumatic seat height (8) Manual seat depth</p> <p>Ergonomic features: C, E, M, N</p>	3256-50	-	885	926	972	1049	1119	1190	1251	1328	1400	1497	1635		
		OVERALL DIMENSIONS			SEAT DIMENSIONS			BACK DIMENSIONS								
		W	D	H	W	D	H	W	H							
		IN 20.5 MM 521	24 610	48 1219	20.5 521	17.5-19 445-483	23-33 584-838	19 483	19 483							
			RTA 2	1 per carton												
 <p>Granada</p> <p>Task Stool w/ 3N Arms COM: 1.5 YD 1.37 M Unit weight: 38 LB 17.3 KG Carton weight: 43 LB 19.5 KG Carton volume: 15.75 FT³ 0.44 MT³</p>	 <p>ADJUSTMENTS (2) Pneumatic seat height (8) Manual seat depth</p> <p>Ergonomic features: C, E, H, M, N, Q</p>	3257-50	-	1001	1042	1088	1165	1235	1306	1367	1444	1516	1613	1751		
		OVERALL DIMENSIONS			SEAT DIMENSIONS			BACK DIMENSIONS								
		W	D	H	W	D	H	W	H							
		IN 25.5 MM 648	24 610	48 1219	20.5 521	17.5-19 445-483	23-33 584-838	19 483	19 483							
			RTA 2	1 per carton												
 <p>Granada</p> <p>Operator Stool Armless COM: 1.5 YD 1.37 M Unit weight: 39 LB 17.7 KG Carton weight: 44 LB 19.96 KG Carton volume: 13 FT³ 0.36 MT³</p>	 <p>ADJUSTMENTS (2) Pneumatic seat height (3) Back angle (4) Seat angle (6) Back/lumbar height</p> <p>Ergonomic features: C, D, F, G, M, N</p>	3278-50	-	1070	1111	1157	1234	1304	1375	1436	1513	1585	1682	1820		
		OVERALL DIMENSIONS			SEAT DIMENSIONS			BACK DIMENSIONS								
		W	D	H	W	D	H	W	H							
		IN 20.5 MM 521	23.5 597	48 1219	20.5 521	17.5 445	24-34 610-864	19 483	17.5-21.5 445-546							
			RTA 2	1 per carton												
 <p>Granada</p> <p>Operator Stool w/ 3N Arms COM: 1.5 YD 1.37 M Unit weight: 47 LB 21.4 KG Carton weight: 52 LB 23.59 KG Carton volume: 15.75 FT³ 0.44 MT³</p>	 <p>ADJUSTMENTS (2) Pneumatic seat height (3) Back angle (4) Seat angle (6) Back/lumbar height</p> <p>Ergonomic features: C, D, F, G, H, M, N, Q</p>	3288-50	-	1185	1226	1272	1349	1419	1490	1551	1628	1700	1797	1935		
		OVERALL DIMENSIONS			SEAT DIMENSIONS			BACK DIMENSIONS								
		W	D	H	W	D	H	W	H							
		IN 25.5 MM 648	23.5 597	48 1219	20.5 521	17.5 445	24-34 610-864	19 483	17.5-21.5 445-546							
			RTA 2	1 per carton												

DESCRIPTION	FEATURES	MODEL#	STANDARD TEXTILE GRADES												
			1	2	3	4	5	6	7	8	9	10	11	12	
 <p>Minotaur - Work Stool COM: 0.75 YD 0.69 M Unit weight: 11 LB 5 KG Carton weight: 19 LB 8.62 KG Carton volume: 14.5 FT³ 0.41 MT³</p>	360° swivel. 5" pneumatic. Ergonomic features: C	9602-50	-	298	318	342	380	415	450	481	519	555	604	673	
		OVERALL DIMENSIONS			SEAT DIMENSIONS			BACK DIMENSIONS							
		W	D	H	W	D	H	W	H						
		IN 14	14	17.5	14	-	15-20	-	-						
MM 356	356	445	356	-	381-508	-	-								
		RTA 00	courier		1 per carton										
 <p>Minotaur - Work Stool COM: 0.75 YD 0.69 M Unit weight: 13 LB 5.9 KG Carton weight: 21 LB 9.53 KG Carton volume: 14.5 FT³ 0.41 MT³</p>	360° swivel. 10" pneumatic. Ergonomic features: C	9604-50	-	343	363	387	425	460	495	526	564	600	649	718	
		OVERALL DIMENSIONS			SEAT DIMENSIONS			BACK DIMENSIONS							
		W	D	H	W	D	H	W	H						
		IN 14	14	26.5	14	-	21.5-31.5	-	-						
MM 356	356	673	356	-	546-800	-	-								
		RTA 00	courier		1 per carton										
 <p>Minotaur - Work Stool COM: N/A Unit weight: 12 LB 5.5 KG Carton weight: 16 LB 7.26 KG Carton volume: 13 FT³ 0.36 MT³</p>	360° swivel. 5" pneumatic. Ergonomic features: C	List price		9611-50	472										
		OVERALL DIMENSIONS			SEAT DIMENSIONS			BACK DIMENSIONS							
		W	D	H	W	D	H	W	H						
		IN -	-	24.5	14	-	15-20	-	-						
MM -	-	622	356	-	381-508	-	-								
		RTA 00	courier		1 per carton										
 <p>Minotaur - Work Stool COM: N/A Unit weight: 14 LB 6.4 KG Carton weight: 22 LB 9.98 KG Carton volume: 14.5 FT³ 0.41 MT³</p>	360° swivel. 10" pneumatic. Ergonomic features: C	List price		9612-50	517										
		OVERALL DIMENSIONS			SEAT DIMENSIONS			BACK DIMENSIONS							
		W	D	H	W	D	H	W	H						
		IN -	-	31	14	-	21.5-31.5	-	-						
MM -	-	787	356	-	546-800	-	-								
		RTA 00	courier		1 per carton										
 <p>Minotaur - Heavy Duty Bench Stool COM: 0.75 YD 0.69 M Unit weight: 13 LB 5.9 KG Carton weight: 17 LB 7.71 KG Carton volume: 5.5 FT³ 0.15 MT³</p>		9624-50	-	296	316	340	378	413	448	479	517	553	602	671	
		OVERALL DIMENSIONS			SEAT DIMENSIONS			BACK DIMENSIONS							
		W	D	H	W	D	H	W	H						
		IN 16	16	27.5	14	-	27.5	-	-						
MM 406	406	699	356	-	699	-	-								
		RTA 00	courier		1 per carton										
 <p>Minotaur - Heavy Duty Bench Stool COM: 0.75 YD 0.69 M Unit weight: 15 LB 6.8 KG Carton weight: 19 LB 8.62 KG Carton volume: 5.5 FT³ 0.15 MT³</p>		9632-50	-	320	340	364	402	437	472	503	541	577	626	695	
		OVERALL DIMENSIONS			SEAT DIMENSIONS			BACK DIMENSIONS							
		W	D	H	W	D	H	W	H						
		IN 16	16	32.5	14	-	32.5	-	-						
MM 406	406	826	356	-	826	-	-								
		RTA 00	courier		1 per carton										

DESCRIPTION FEATURES MODEL# STANDARD TEXTILE GRADES



Minotaur - Task Chair
 COM: N/A
 Unit weight: 22 LB | 10 KG
 Carton weight: 26 LB | 11.79 KG
 Carton volume: 13 FT³ | 0.36 MT³

360° swivel.
 5" pneumatic.
 Ergonomic features:
 C, E

List price

9662-50 638

OVERALL DIMENSIONS			SEAT DIMENSIONS			BACK DIMENSIONS	
W	D	H	W	D	H	W	H

IN	-	-	32	18	16.5-19	14-19	16.5	16
MM	-	-	813	457	419-483	356-483	419	406

RTA 2 1 per carton



Minotaur - Task Stool
 COM: N/A
 Unit weight: 29 LB | 13.2 KG
 Carton weight: 33 LB | 14.97 KG
 Carton volume: 13 FT³ | 0.36 MT³

360° swivel.
 10" pneumatic.
 Ergonomic features:
 C, E

List price

9663-50 769

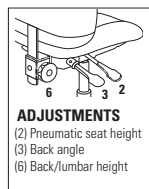
OVERALL DIMENSIONS			SEAT DIMENSIONS			BACK DIMENSIONS	
W	D	H	W	D	H	W	H

IN	-	-	42	18	16.5-19	20-30	16.5	16.5
MM	-	-	1067	457	419-483	508-762	419	419

RTA 2 1 per carton



Minotaur - Posture Task Chair
 COM: N/A
 Unit weight: 26 LB | 11.8 KG
 Carton weight: 30 LB | 13.61 KG
 Carton volume: 13 FT³ | 0.36 MT³



5" pneumatic.
 Ergonomic features:
 C, D

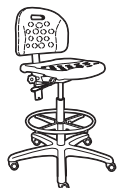
List price

9664-50 726

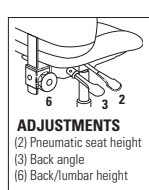
OVERALL DIMENSIONS			SEAT DIMENSIONS			BACK DIMENSIONS	
W	D	H	W	D	H	W	H

IN	-	-	32	18	16	14-19	16.5	12.5-19
MM	-	-	813	457	406	356-483	419	318-483

RTA 2 1 per carton



Minotaur - Posture Task Stool
 COM: N/A
 Unit weight: 27 LB | 12.3 KG
 Carton weight: 33 LB | 14.97 KG
 Carton volume: 13 FT³ | 0.36 MT³



10" pneumatic.
 Ergonomic features:
 C, D

List price

9665-50 855

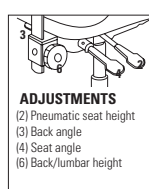
OVERALL DIMENSIONS			SEAT DIMENSIONS			BACK DIMENSIONS	
W	D	H	W	D	H	W	H

IN	-	-	42	18	16	20.5-30.5	16.5	12.5-19
MM	-	-	1067	457	406	521-775	419	318-483

RTA 2 1 per carton



Minotaur - Operator Chair
 COM: N/A
 Unit weight: 29 LB | 13.2 KG
 Carton weight: 34 LB | 15.42 KG
 Carton volume: 13 FT³ | 0.36 MT³



5" pneumatic.
 Ergonomic features:
 C, D, F, G

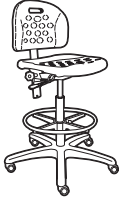
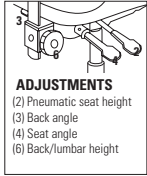
List price

9666-50 804

OVERALL DIMENSIONS			SEAT DIMENSIONS			BACK DIMENSIONS	
W	D	H	W	D	H	W	H

IN	-	-	32	18	17	15-20	16.5	12.5-19
MM	-	-	813	457	432	381-508	419	318-483

RTA 2 1 per carton

DESCRIPTION	FEATURES	MODEL#	STANDARD TEXTILE GRADES								
 <p>Minotaur - Operator Stool COM: N/A Unit weight: 30 LB 13.6 KG Carton weight: 35 LB 15.88 KG Carton volume: 13 FT³ 0.36 MT³</p>	 <p>ADJUSTMENTS (2) Pneumatic seat height (3) Back angle (4) Seat angle (6) Back/lumbar height</p>	List price									
		9667-50	934								
					OVERALL DIMENSIONS			SEAT DIMENSIONS			BACK DIMENSIONS
			W	D	H	W	D	H	W	H	
			IN	-	-	42	18	17	21-31	16.5	12.5-19
			MM	-	-	1067	457	432	533-787	419	318-483
Ergonomic features: C, D, F, G			RTA 2		1 per carton						

INDUSTRIAL ANTI-MICROBIAL - 62



Anti-Microbial - 62
Upholstered chairs have vinyl and an integrated filter applied to the underside of the seat to prevent dust and other contaminants from entering the environment.



model 9602-62


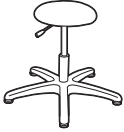
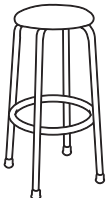
* image shown is for illustration purposes only.

STANDARD FEATURES

- *Anti-Microbial models have a Chrome back upright and polished aluminum base.
- Chrome chip/corrosion/humidity resistant pneumatic lift cylinders and frames.
- Chairs have a 5" Chrome pneumatic cylinder.
- Stools have a 10" Chrome pneumatic cylinder.
- All chairs and stools have Chrome back uprights and frames.
- All bench stools have Chrome frames.
- Five prong, polished aluminum base with **(C10R)** hard surface flooring casters.
- **(C7R)** glides are standard on Minotaur work stools.
- Upholstery options: MorCare™ vinyl (grade 2) only.

OPTIONAL FEATURES

- For additional arm/caster options, please refer to the Arm and Caster section (page 353, 376). *Optional casters may be priced higher than the standard casters for your chair and the difference will be charged. Lower priced optional casters will not be credited.*

DESCRIPTION	FEATURES	MODEL #	STANDARD TEXTILE GRADES													
			1	2	3	4	5	6	7	8	9	10	11	12		
 <p>Minotaur - Work Stool COM: 0.75 YD 0.69 M Unit weight: 11 LB 5 KG Carton weight: 14 LB 6.35 KG Carton volume: 9.75 FT³ 0.27 MT³</p>	360° swivel. 5" pneumatic. Ergonomic features: C	9602-62	-	394	414	438	476	511	546	577	615	651	700	769		
		OVERALL DIMENSIONS			SEAT DIMENSIONS			BACK DIMENSIONS								
		W	D	H	W	D	H	W	H							
		IN 14	14	17.5	14	-	15-20	-	-							
MM 356	356	445	356	-	381-508	-	-									
		RTA 00	courier		1 per carton											
 <p>Minotaur - Work Stool COM: 0.75 YD 0.69 M Unit weight: 13 LB 5.9 KG Carton weight: 16 LB 7.26 KG Carton volume: 13 FT³ 0.36 MT³</p>	360° swivel. 10" pneumatic. Ergonomic features: C	9604-62	-	436	456	480	518	553	588	619	657	693	742	811		
		OVERALL DIMENSIONS			SEAT DIMENSIONS			BACK DIMENSIONS								
		W	D	H	W	D	H	W	H							
		IN 14	14	26.5	14	-	21.5-31.5	-	-							
MM 356	356	673	356	-	546-800	-	-									
		RTA 00	courier		1 per carton											
 <p>Minotaur - Heavy Duty Bench Stool COM: 0.75 YD 0.69 M Unit weight: 13 LB 5.9 KG Carton weight: 17 LB 7.71 KG Carton volume: 5.5 FT³ 0.15 MT³</p>		9624-62	-	557	577	601	639	674	709	740	778	814	863	932		
		OVERALL DIMENSIONS			SEAT DIMENSIONS			BACK DIMENSIONS								
		W	D	H	W	D	H	W	H							
		IN 16	16	27.5	14	-	27.5	-	-							
MM 406	406	699	356	-	699	-	-									
		RTA 00	courier		1 per carton											
 <p>Minotaur - Heavy Duty Bench Stool COM: 0.75 YD 0.69 M Unit weight: 15 LB 6.8 KG Carton weight: 19 LB 8.62 KG Carton volume: 5.5 FT³ 0.15 MT³</p>		9632-62	-	578	598	622	660	695	730	761	799	835	884	953		
		OVERALL DIMENSIONS			SEAT DIMENSIONS			BACK DIMENSIONS								
		W	D	H	W	D	H	W	H							
		IN 16	16	32.5	14	-	32.5	-	-							
MM 406	406	826	356	-	826	-	-									
		RTA 00	courier		1 per carton											

INDUSTRIAL WIPE DOWN - 64



model 9632-64



model 9667-64



Wipe Down - 64
Furniture designed for dry food manufacturers, hospitals and forensic labs requiring regular and immediate clean up of dust, dirt or powder.





* images shown are for illustration purposes only.

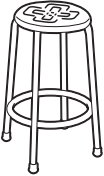


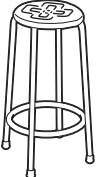








STANDARD FEATURES




- *Wipe Down models have a Black pneumatic cylinder.
- Minotaur Wipe Down models have comfortable Black, self-skinned urethane (SSU) seats and backs.
- Seating features durable components including heavy gauge steel construction.
- Chip/corrosion/humidity resistant pneumatic lift cylinders and frames.
- Stools have a 5" or 10" Black pneumatic cylinder.
- All chairs have a Chrome back upright.
- All bench stools have Chrome frames.
- Five prong, heavy duty, injection molded fiberglass reinforced Black base with (C10R) hard surface flooring casters.
- Work stools are standard with (C7R) glides.

OPTIONAL FEATURES




- No arms are available for any work stools.
- Work stools are available with optional (C65R) casters, please specify. No upcharge.
- For additional arm/caster options, please refer to the Arm and Caster section (page 353, 376). *Optional casters may be priced higher than the standard casters for your chair and the difference will be charged. Lower priced optional casters will not be credited.*

DESCRIPTION	FEATURES	MODEL #	STANDARD TEXTILE GRADES						
 <p>Minotaur - Work Stool COM: N/A Unit weight: 11 LB 5 KG Carton weight: 14 LB 6.35 KG Carton volume: 6.5 FT³ 0.18 MT³</p>	360° swivel. 5" pneumatic. Ergonomic features: C	List price							
		9602-64	348						
		OVERALL DIMENSIONS			SEAT DIMENSIONS			BACK DIMENSIONS	
		W	D	H	W	D	H	W	H
IN		17.5	14	-	15-20	-	-		
MM		445	356	-	381-508	-	-		
		RTA 00	1 per carton						
 <p>Minotaur - Work Stool COM: N/A Unit weight: 13 LB 5.9 KG Carton weight: 20 LB 9.07 KG Carton volume: 9.5 FT³ 0.26 MT³</p>	360° swivel. 10" pneumatic. Ergonomic features: C	List price							
		9604-64	394						
		OVERALL DIMENSIONS			SEAT DIMENSIONS			BACK DIMENSIONS	
		W	D	H	W	D	H	W	H
IN		26.5	14	-	21.5-31.5	-	-		
MM		673	356	-	546-800	-	-		
		RTA 00	1 per carton						
 <p>Minotaur - Work Stool COM: N/A Unit weight: 12 LB 5.5 KG Carton weight: 19 LB 8.62 KG Carton volume: 9.5 FT³ 0.26 MT³</p>	360° swivel. 5" pneumatic. Ergonomic features: C	List price							
		9611-64	394						
		OVERALL DIMENSIONS			SEAT DIMENSIONS			BACK DIMENSIONS	
		W	D	H	W	D	H	W	H
IN		24.5	14	-	15-20	-	-		
MM		622	356	-	381-508	-	-		
		RTA 00	1 per carton						
 <p>Minotaur - Work Stool COM: N/A Unit weight: 14 LB 6.4 KG Carton weight: 22 LB 9.98 KG Carton volume: 13.75 FT³ 0.38 MT³</p>	360° swivel. 10" pneumatic. Ergonomic features: C	List price							
		9612-64	436						
		OVERALL DIMENSIONS			SEAT DIMENSIONS			BACK DIMENSIONS	
		W	D	H	W	D	H	W	H
IN		31	14	-	21.5-31.5	-	-		
MM		787	356	-	546-800	-	-		
		RTA 00	1 per carton						

DESCRIPTION	FEATURES	MODEL#	STANDARD TEXTILE GRADES						
 <p>Minotaur - Heavy Duty Bench Stool COM: N/A Unit weight: 13 LB 5.9 KG Carton weight: 17 LB 7.71 KG Carton volume: 5.5 FT³ 0.15 MT³</p>		List price							
		9624-64	399						
		OVERALL DIMENSIONS			SEAT DIMENSIONS			BACK DIMENSIONS	
		IN		27.5	14	-	27.5	-	-
MM		699	356	-	699	-	-		
		 	1 per carton						
 <p>Minotaur - Heavy Duty Bench Stool COM: N/A Unit weight: 15 LB 6.8 KG Carton weight: 19 LB 8.62 KG Carton volume: 5.5 FT³ 0.15 MT³</p>		List price							
		9632-64	421						
		OVERALL DIMENSIONS			SEAT DIMENSIONS			BACK DIMENSIONS	
		IN		32.5	14	-	32.5	-	-
MM		826	356	-	826	-	-		
		 	1 per carton						
 <p>Minotaur - Task Chair COM: N/A Unit weight: 22 LB 10 KG Carton weight: 26 LB 11.79 KG Carton volume: 13 FT³ 0.36 MT³</p>	360° swivel. 5" pneumatic. Ergonomic features: C, E	List price							
		9662-64	557						
		OVERALL DIMENSIONS			SEAT DIMENSIONS			BACK DIMENSIONS	
		IN		32	18	16.5-19	14-19	16.5	16
MM		813	457	419-483	356-483	419	406		
			1 per carton						
 <p>Minotaur - Task Stool COM: N/A Unit weight: 29 LB 13.2 KG Carton weight: 33 LB 14.97 KG Carton volume: 13 FT³ 0.36 MT³</p>	360° swivel. 10" pneumatic. Ergonomic features: C, E	List price							
		9663-64	690						
		OVERALL DIMENSIONS			SEAT DIMENSIONS			BACK DIMENSIONS	
		IN		42	18	16.5-19	20-30	16.5	16.5
MM		1067	457	419-483	508-762	419	419		
			1 per carton						
 <p>Minotaur - Posture Task Chair COM: N/A Unit weight: 26 LB 11.8 KG Carton weight: 30 LB 13.61 KG Carton volume: 13 FT³ 0.36 MT³</p>	360° swivel. 5" pneumatic. Ergonomic features: C, D	List price							
		9664-64	647						
		OVERALL DIMENSIONS			SEAT DIMENSIONS			BACK DIMENSIONS	
		IN		32	18	16	14-19	16.5	12.5-19
MM		813	457	406	356-483	419	318-483		
			1 per carton						

DESCRIPTION	FEATURES	MODEL#	STANDARD TEXTILE GRADES						
 <p>Minotaur - Posture Task Stool COM: N/A Unit weight: 27 LB 12.3 KG Carton weight: 33 LB 14.97 KG Carton volume: 13 FT³ 0.36 MT³</p>	360° swivel 10" pneumatic. Ergonomic features: C, D	List price							
		9665-64	778						
		OVERALL DIMENSIONS			SEAT DIMENSIONS			BACK DIMENSIONS	
		W	D	H	W	D	H	W	H
IN		42	18	16	20.5-30.5	16.5	12.5-19		
MM		1067	457	406	521-775	419	318-483		
		RTA 2	1 per carton						
 <p>Minotaur - Operator Chair COM: N/A Unit weight: 29 LB 13.2 KG Carton weight: 34 LB 15.42 KG Carton volume: 13 FT³ 0.36 MT³</p>	360° swivel 5" pneumatic. Ergonomic features: C, D, F, G	List price							
		9666-64	726						
		OVERALL DIMENSIONS			SEAT DIMENSIONS			BACK DIMENSIONS	
		W	D	H	W	D	H	W	H
IN		32	18	17	15-20	16.5	12.5-19		
MM		813	457	432	381-508	419	318-483		
		RTA 2	1 per carton						
 <p>Minotaur - Operator Stool COM: N/A Unit weight: 30 LB 13.6 KG Carton weight: 35 LB 15.88 KG Carton volume: 13 FT³ 0.36 MT³</p>	360° swivel 10" pneumatic. Ergonomic features: C, D, F, G	List price							
		9667-64	855						
		OVERALL DIMENSIONS			SEAT DIMENSIONS			BACK DIMENSIONS	
		W	D	H	W	D	H	W	H
IN		42	18	17	21-31	16.5	12.5-19		
MM		1067	457	432	533-787	419	318-483		
		RTA 2	1 per carton						

INDUSTRIAL CASTER SELECTIONS

	MODEL #	MODEL NAME	COLOR	FLOORING	QUANTITY	LIST PRICE
	C7RSET	Non-slip glide Allows base to remain at caster height. Standard on Industrial, Anti-Microbial and Wipe Down Minotaur work stools.	Black	vinyl, marble, hardwood	Set of 5	\$96
	C10RSET	Integrated hard floor caster 2" dual wheel caster. Hooded, large collar. Standard on Industrial and Wipe Down Minotaur stools.	Black Grey urethane treads	vinyl, marble, hardwood	Set of 5	\$104
	C65RSET	Integrated hard floor caster 2" dual wheel caster. Hooded, standard collar.	Black Grey urethane treads	vinyl, marble, hardwood	Set of 5	\$96

INDUSTRIAL CASTERS NOTES:

- The casters shown above are sold in sets for replacement purposes. This list price can also be used to calculate the upcharge to change casters at time of ordering a chair. Optional casters may be priced higher than the standard casters for your chair and the difference will be charged. Lower priced casters will not be credited.
- Industrial casters are not suitable for use on standard Global seating products.
- All casters are not appropriate for all flooring surfaces. Please consult with your sales representative or Global Customer Service representative for special situations that can be verified with the caster manufacturer. Alternate casters, if needed, may require an upcharge.

PLEASE SPECIFY ALL SUBSTITUTIONS AND OPTIONS.

textiles and finishes

Care and Cleaning

Textiles

Fabrics: To extend the life of your seating upholstered in fabric, regularly dust the chair to prevent airborne particles from penetrating the fabric surface.

For light soiling, use a damp cloth and blot the spot with very light pressure, taking care never to soak the fabric. Dry with a clean cloth by blotting - never rub fabric. More intense stains can be treated the same way, but with a mild detergent. Always test fabric first in an unseen area before using any cleaning method.

Leather: For regular cleaning, simply use a soft damp cloth, taking care not to soak the leather. For more thorough treatment, soak a soft cloth in a mild soap solution and wipe surface in a light circular motion. Repeat with clean water. Allow to dry and polish with a soft dry cloth. Do not use detergents, aerosol sprays or other polishes.

Hard Surfaces

Laminate, painted and plated metal finishes + solid surfaces:

Wipe the surface with a clean soft damp cloth; if needed, a mild soap solution (i.e. Ivory dishwashing liquid) can be used. To prevent streaks, dry the surface with a clean dry soft cloth moving in a circular motion.

Textiles

- **Water-based cleaner (W):** Spot clean, using the foam only from a water-based cleaning agent, such as a mild detergent or non-solvent upholstery shampoo product. Apply foam with a soft brush in a circular motion. Vacuum when dry. Pretest small area before proceeding.
- **Solvent cleaner (S):** Spot clean, using a mild water-free solvent or dry cleaning product. Clean only in a well-ventilated room and avoid any product containing carbon tetrachloride or other toxic materials. Pretest a small area before proceeding.
- **Water/solvent cleaner (WS):** Spot clean with a mild solvent, an upholstery shampoo, or the foam from a mild detergent. When using a solvent or dry cleaning product, follow instructions carefully and clean only in a well-ventilated room. Avoid any product that contains carbon tetrachloride or other toxic materials. With either method, pretest a small area before proceeding.
- **Vacuum only (X):** Clean this fabric only by vacuuming or light brushing to prevent accumulation of dust and grime. Water-based foam cleaning agents of any kind may cause excessive shrinking, staining, or distortion of the surface pile and therefore, should not be used.
- **Crypton cleaning (C):** Generally stains are removed with plain water and powdered enzyme detergent. Upholstery foam shampoo, water-based cleaning products and germicidal detergents can be used. Be sure to remove all residue from cleaning products with clean water. Do not use solvent-based cleaners or dry cleaning products.
- These recommendations and codes were developed by fabric specialists. However, because of the various ways fabric can be stained or damaged, there is no guarantee that the results will be completely successful. Use suggested methods on your own responsibility. To help prevent overall soil, frequent vacuuming or light brushing to remove dust and grime is recommended. Use professional furniture cleaning service when overall soiled condition has been reached.

TEXTILES AND FINISHES

Carded Textiles

Grade 1	Bantam, Carrera, Dobby, Fusion, Illusion, Jenny, Quilt, Terrace, Trak, Urban, Waterfall, Wavelength
Grade 2	Allante FRee, Elevate, Etch, Imprint, Luxhide, Release, Vitality
Grade 3	Bobby, Canter EPU, Grid, Guild, Nomad
Grade 4	Align, Beeline EPU, California, Continuum, Fedora, Graph, Manner, Merit, Messenger, Metric, Mode, Montana, Murmur, Optic, Rocket, Sierra GC, Ulster, Woolish
Grade 5	Beta, Cosmopolitain, Cover Cloth, Cross Dye, Digi Tweed, Endurance EPU, Eon EPU, Groove EPU, Keynote, Lavish, Lens, Magnify, Otto, Percept, Pip, Solitaire, Stimuli, Whit EPU
Grade 6	Faux Felt, Flock, Isabella, Novaro (leather), Pause, Sherlock, Stroll
Grade 7	Affinity, Brisa, Brisa Distressed, Channel, Everywhere Texture, Hush, Kit, Linnen, Luster, Lyre, Moon Beam 2, Odyssey, Oath, Palatine 2, Pleat, Synergy, Ultraleather
Grade 8	Dapple, Katano, Rainwater, Reflector, Silica, Silica Etch, Silicone Element
Grade 9	Birch Bark Plaid, Grid, Inkling, Itajime, Motif, Metal Strips, Silica Andy, Silica Stride
Grade 10	Net, Prescott Leather, Silica Cusp, Silica Hiatus, Spokes
Grade 11	Lena (leather), Lumi, Sierra (leather), Silica Deflect, Silica Reach, Subdivide
Grade 12	No standard Global textiles - provided for grading GPM (Global purchased material, customer specified) textiles
Grade 13	Sail (Designtex) pricing available on website (Build-It tool) or price list calculator

Two Grade Combination Chart

FIRST TEXTILE SELECTED

		1	2	3	4	5	6	7	8	9	10	11	12	13	14
SECOND TEXTILE SELECTED	1	1													
	2	2	2												
	3	3	3	3											
	4	3	4	4	4										
	5	4	4	5	5	5									
	6	5	5	5	6	6	6								
	7	5	6	6	6	7	7	7							
	8	6	6	7	7	7	8	8	8						
	9	7	7	7	8	8	8	9	9	9					
	10	8	8	8	8	9	9	9	10	10	10				
	11	9	9	9	9	9	10	10	10	11	11	11			
	12	10	10	10	10	10	10	11	11	11	12	12	12		
	13	11	11	11	11	11	11	12	12	12	12	13	13	13	
	14	11	11	12	12	12	12	12	12	13	13	13	13	14	14

Combining two textile grades on Global seating will result in the revised grade shown above.

- Assumptions: Two or more chairs are being ordered, there are no textile pattern repeats larger than 15" and the textile is at least 54" wide.
- A picture or sketch of where the two textiles are to be applied must be provided at time of order.
- This chart cannot be used for combining more than two textiles, a special quotation will be required for combining three or more textiles.

Tackboard Textiles

Anchorage
 Brinx
 Lola
 Global seating textiles*

* Contact Customer Service for pricing

FINISHES

Seating Finishes - Metal *For available leg frame finishes for each seating series, please see page 380*

Antique Copper (ACO)	Black (TBL)	Brushed Chrome (BCH)	Buzz Blue (TBZ)	Cactus (TCC)	Carrot (TCR)
Cloud (TIV)	Chrome (CHM)	Designer White (TDW)	Dijon (TDJ)	Eggplant (TEG)	Fog (TFO)
Frost (TFR)	Ink (TIN)	Kalua (TKA)	Latte (TLA)	Mocha (TMO)	Nevada (TNE)
Sand (TSN)	Satin Brass (SBR)	Scarlet (TSR)	Shadow (TSH)	Toast (TOA)	Tungsten (TTU)

Seating Finishes - Plastic *(Bakhita*, Duet, Duet Tables, Popcorn, Sonic, Spyker* and Stream)*

Alloy (ALY)*	Buzz Blue (BZB)	Cactus (CCT)	Carrot (CRO)	Char (CHA)*	Cloud (IVC)
Dijon (DJN)	Eggplant (EGP)	Fog (FOG)	Frost (FRO)	Ink (INK)	Latte (LAB)
Milk (MLK)*	Night (BLK)	Sand (SND)	Scarlet (SAR)	Shadow (SHW)	

Seating Finishes - Wood

Seating finishes will not necessarily match Casegoods finishes; Seating and Casegoods finishes use different wood species and are manufactured at multiple locations.

Absolute (AAM)	Black (BKM)	Cherry (ACM)	Charcoal Java (CJM)*	Empire Mahogany (EMM)*	English Oak (EOM)
Espresso Cafe (ECM)	Fruitwood (TFM)	Gray (HGM)	Harvest Oak (HOM)*	Honey (AHM)	Jet Onyx (JOM)*
Light Honey (LHM)*	Mahogany (TMM)	Maple (AVM)	Medium Walnut (MWM)	Natural Walnut (NLW)	Night (ASM)
Noce Biondo (NBM)	Noce Grigio (NGM)	Noce Leggero (NEM)	Noce Medio (NMM)	Sandy Beach (SBM)*	Shaker Cherry (SKM)
Silver Oak (SOM)*	Walnut (TWM)	WC Cream (WTM)	White (WHM)	Winter Cherry (WCM)	

*Available on Calidon series only.

Desks, Workstations, Tables and Accessories - Laminate

Absolute Acajou (ACJ)	Asian Night (ASN)	Avant Cherry (AWC)	Avant Honey (AWH)	Black (BLK)	Brushed Cobalt (BRC)
Clear Maple (CMB)	Dark Espresso (DES)	Designer White (DWT)	Fashionista (FAS)	First Class (FCL)	Hayden Grey (HGT)
Noce Biondo (NBL)	Noce Grigio (NGL)	Noce Leggero (NEL)	Noce Medio (NML)	Quartered Mahogany (QTM)	Sheer Beauty (SBY)
Storm Grey (SOG)	Walnut Heights (WHE)	White Chocolate (WHC)	Winter Cherry (WCR)	Writable surface (WRW)*	

*Available on Zook series only

Solid Wood and Laminate Coordinating Colors

Solid Wood Colors

Absolute (AAM)
 Black (BKM)
 Cherry (ACM)
 Espresso Cafe (ECM)
 Fruitwood (TFM)
 Gray (HGM)
 Honey (AHM)
 Mahogany (TMM)
 Maple (AVM)
 Medium Walnut (MWM)
 Night (ASM)
 Noce Biondo (NBM)
 Noce Grigio (NGM)
 Noce Leggero (NEM)
 Noce Medio (NMM)
 Walnut (TWM)
 WC Cream (WTM)
 White (WHM)
 Winter Cherry (WCM)

Laminate Colors

Absolute Acajou (ACJ)
 Black (BLK)
 Avant Cherry (AWC)
 Dark Espresso (DES)
 Hayden Grey (HGT)
 Avant Honey (AWH)
 Quartered Mahogany (QTM)
 Clear Maple (CMB)
 Asian Night (ASN)
 Noce Biondo (NBL)
 Noce Grigio (NGL)
 Noce Leggero (NEL)
 Noce Medio (NML)
 White Chocolate (WHC)
 Designer White (DWT)
 Winter Cherry (WCR)

File Finishes - Standard

Black (BLK)	Bone (BNE)	Business Grey (BGR)	Charcoal (CHR)	Claret (CLT)	Desert Putty (DPT)
Designer White (DWT)	Fog (FOG)	Grey (GRY)	Ice (ICE)	Ivory (IVR)	Light Grey (LGRI)
Metro (MET)	Moss (MOS)	Navy (NVY)	Nevada (NEV)	Oyster (OYS)	Sky (SKY)
Silver (SIL)	Stone (STN)	Storm Grey (SGR)	Tahiti Sand (TSA)	Taupe (TPE)	Tungsten (TUN)*
Willow (WIL)					<i>*10% upcharge applies</i>

File Finishes - Textured

Black Coffee (BKC)	Blizzard (BZD)	Dark Chocolate (T19)	Mocha (MCH)	Stonedust (SDT)
--------------------	----------------	----------------------	-------------	-----------------

METAL LEG, FRAME + BASE FINISH CHART

	paint finishes																			plated finishes							
	Black	Tungsten	Shadow	Latte	Mocha	Kalua	Toast	Designer White	Nevada	Fog	Cloud	Sand	Frost	Dijon	Carrot	Scarlet	Cactus	Buzz Blue	Eggplant	Ink	Chrome	Brushed Chrome	Satin Brass	Antique Copper			
	OLD FINISH CODE	BLK	TUN	SHW	LAB	J52	KAL	TOA	DWT	NEV	FOG	IVC	-	-	-	-	-	-	-	-	CH	BSC	-	-			
NEW FINISH CODE	TBL	TTU	TSH	TLA	TMO	TKA	TOA	TDW	TNE	TFO	TIV	TSN	TFR	TDJ	TCR	TSR	TCC	TBZ	TEG	TIN	CHM	BCH	SBR	ACO			
GUEST SEATING																											
Caprice	•	•	•	•	•	•	•	•	•	•	•	•	•	•	•	•	•	•	•	•	•*	•*	•*	•*			
Comet	•	•	•	•	•	•	•	•	•	•	•	•	•	•	•	•	•	•	•	•	•*						
Diplomat	•	•	•																		•*						
Key	•	•	•																		•						
Lite	•	•	•	•	•	•	•	•	•	•	•	•	•	•	•	•	•	•	•	•	•*	•*	•*	•*			
Locust	•	•	•																		•						
Marche	•	•																			•*	•*					
Moda (four leg)	•*	•*	<i>Also available in three woodgrain patterns</i>																			•					
Sas	•	•						•													•*						
Sidero	•	•	•	•	•	•	•	•	•	•	•	•	•								•*						
Solo (models 5225 + 5226)	•	•																			•*						
Supra	•	•	<i>Task bases also available in polished aluminum</i>																			•*	<i>(armchairs only)</i>				
Twilight	•	•																			•*						
Tye (armchair)	•	•																			•*						
STACKING/NESTING CHAIRS																											
Duet (sled bases)																					•						
Moda (stacking)																					•						
Popcorn (sled bases)																					•						
Rebound	•	•	•	•	•	•	•	•	•	•	•	•	•	•	•	•	•	•	•	•	•*	•*	•*	•*			
Roma Nester	•	•	•																		•*						
Sonic	•	•	•	•	•	•	•	•	•	•	•	•	•	•	•	•	•	•	•	•	•						
Spritz (four leg bases)	•	•	•																		•*						
Stream (multi-purpose)	•	•	•	•	•	•	•	•	•	•	•	•	•	•	•	•	•	•	•	•	•*	•*	•*	•*			
Vion (multi-purpose)	•	•	•							•											•*						
Zoma	•	•	•																		•*						
LOUNGE SEATING																											
Ballara	•	•						•													•*	•*					
Citi (seating + tables)	•	•																			•*						
Citi Square	•	•	•	•	•	•	•	•	•	•	•	•	•	•	•	•	•	•	•	•	•*	•*	•*	•*			
Drift (sled base seating + tables)	•	•	•	•	•	•	•	•	•	•	•	•	•	•	•	•	•	•	•	•	•*						
Jeo (pedestal bases on chairs and tables)																					•	•					
Jeo (armchair, model 8437)	•	•						•													•*	•*					
ML	•	•						•													•	•					
ML Park	•	•						•	<i>Also available in polished aluminum (ALU) and brushed aluminum (BAL)</i>																		
River	•	•	•	•	•	•	•	•	•	•	•	•	•								•						
River+ (legs)	•	•	•	•	•	•	•	•	•	•	•	•	•								•						
Sirena (table legs)	•	•																									
Venture	•	•																			•						
Wind	•	•	•	•	•	•	•	•	•	•	•	•	•	•	•	•	•	•	•	•	•	•*	•*	•*			
Wind Linear	•	•	•	•	•	•	•	•	•	•	•	•	•	•	•	•	•	•	•	•	•	•*	•*	•*			

* Upcharge required for this finish selection.

BELOW YOU WILL FIND GENERAL INFORMATION ON PLACING COM (CUSTOMER'S OWN MATERIAL) OR GPM (GLOBAL PURCHASES CUSTOMER'S MATERIAL) ORDERS. PLEASE FOLLOW THESE STEPS TO ENSURE YOUR ORDER IS PROCESSED QUICKLY.

1. You can access the Customer's Own Material (COM) order form from the Dealer Centre or directly at <https://www.globalfurnituregroupapps.com/COMForm>.
2. Fill out the "COM/GPM AUTHORIZATION FORM" with all appropriate information:
 - Enter the dealership name, address, contact name, phone number and email address.
 - Enter fabric name/color and mill/manufacturer name (mandatory fields).
 - Enter the chair model and quantity of chairs for the fabric to be used on.
 You must also select the fabric direction for the seat and the back by clicking on the chair image and then selecting the direction. If you make a mistake with the direction you can click on the "here" text under the image.
3. Once you have entered all the information on the form, click "Submit" at the bottom of the screen. You will receive a copy of the form by email and a reference number for your records. The Fabric Department at Global will also get a copy.
4. Once the Fabric Department reviews the form, you may be asked to provide a sample of the fabric for approval. This will apply for any fabrics that have not been approved in the past.

Please mail the sample to:

Fabric Coordinator
596 Supertest Road
Toronto, Ontario
M3J 2M6

5. The Fabric Department will review your application and they will either approve or deny it. Once the request is approved, you will receive an email containing the approval with the fabric code and the amount of fabric yards to send in. There is also a label with a barcode for the sender to attach to the fabric coming in.

All Canadian and international customers, send to:

Global Upholstery Co. Inc.
596 Supertest Road
Toronto, Ontario
M3J 2M6

Global reserves the right to reject a textile if it is found unacceptable for any reason.

COM / GPM(special) AUTHORIZATION REQUEST/TRACKING FORM

CUSTOMER INFORMATION (To be filled by the Dealer) *Use one form per fabric.*
Note: Incomplete information may delay or prevent approval.

Dealer/Company Name: Email:
 Address: City: Postal Code:
 Contact Name: Phone:
 P.O.#: Contract #: Date:

Design Specifier of Record (often requested by Mill for Sales Commissions):


FABRIC INFORMATION

1. Fabric Name (series/style):
 Fabric color name and description (including specifically designed):
 2. Mill/Manufacturer name: Mill phone#:
 Website address (if available):
 3. Specified fabric's country of origin (if available):
 4. Fabric Specification/data sheet (if available please upload and disregard step 5 Attached?)
 Yes, skip Step #5. No, complete Step #5.
 5. Fabric content (% Cotton, % Polyester, etc.):
 Fabric Width: Pattern Repeat: Warp Fill
 Railroaded? Yes No FR Chemical? Yes No

FABRIC APPLICATION INFORMATION

Chair Model	Qty.	Multi Fabric:	Special Instructions for CS and buyer	Special Instruction (e.g. reverse side, off directional material pattern, sealed seam, moisture barrier etc.)
<input type="text"/>	<input type="text"/>	Yes <input type="radio"/> (Drawing attached) No <input checked="" type="radio"/>	<input type="text"/>	Sealed seam: Yes <input type="radio"/> No <input checked="" type="radio"/> Off Directional read the pattern: Yes <input type="radio"/> No <input checked="" type="radio"/> Moisture barrier: Yes <input type="radio"/> No <input checked="" type="radio"/> Inside out: Yes <input type="radio"/> No <input checked="" type="radio"/> Other options: Yes <input type="radio"/> No <input checked="" type="radio"/>

FABRIC DIRECTION



* Please click on the image above to select the direction for the fabrics for the seat and back.

New fabric request
 Attach fabric sample (12" x width of fabric roll) in correct direction and side

Previously approved fabric
 Previous Global Approval/order #
 Attach textile sample (8" x 8" swatch) in correct direction and side

CANADIAN AND INTERNATIONAL CUSTOMER
 Mail to: Fabric Coordinator, 596 Supertest Road, Toronto, Ontario, M3J 2M6

USA CUSTOMER
 Mail to: Customer Service Rep., 37 W 36th Rd # 3116, Marlon, NJ 08053, USA

GLOBAL UPHOLSTERY AUTHORIZATION (To be filled by Global Upholstery)

Global Approval # Fabric yard (required for the order) Fabric code

Signature: Print Name: Date:

Comment:

COM ** Customer's Own Material
Once approval is done, send the specified fabric amount for order to: 596 Supertest Road, Toronto, Ontario, M3J 2M6

PS: 1. Global Upholstery cannot be responsible for fabric received without the Approval/Acknowledgement #. 2. Global requires MIDB and Country of Origin for fabric supplied by customer from Mill to complete the order and for future references.

This illustrated list price book has been designed to facilitate fast reference and easy use. Products are categorized into "seating", "desks", "files", "panels" or "tables" and are listed numerically within their categories. The line drawings match actual photographs (where possible) to aid in instant recognition of the total range within a series.

Sales of Global Furniture Group ("Global") products are made only on Global's standard Terms and Conditions of sale which are contained in this list price book. The "Purchaser" in these Terms and Conditions shall refer to Dealers and those who originally purchase directly from Global for use or re-sale. These standard Terms and Conditions may be modified or supplemented only by a separately written document signed by Global's authorized personnel at its head office in Toronto, Ontario, Canada. Any term or condition contained in any purchase order or other form used by the Purchaser to order goods (including standard, printed language) which is different from, in addition to, or in any way inconsistent with Global's standard Terms and Conditions shall be of no force or effect whatsoever.

All illustrations, specifications and prices in this list price book are based on the latest product information available at time of publication. Global reserves the right to make changes at any time and without prior notice to prices, colors, materials, specifications and models offered.

Description

Each product shown or described in this list price book is standard Global product. Available options are noted at the beginning of each series. Available options may require additional delivery time and cost, and may affect the warranty given. Sizes and weights shown are approximate and are subject to slight changes from time to time.

Prices and Payment

The prices shown in this list price book as well as those quoted by Global, are in Canadian dollars for orders shipped to destinations in Canada.

If shipping date requested is more than 90 days from date of order, Global shall reserve the right to use published list prices effective at time of shipment.

Orders are invoiced at time of shipment. Terms of payment are net 30 days from date of invoice unless otherwise stated. The Purchaser agrees that Global shall reserve the right to enforce a charge amounting to 1.5% per month (18% per year) on invoices outstanding more than 30 days.

If the Purchaser's most recent annual net volume is less than \$5,000, Global may suggest payment be made in advance.

All orders are subject to the Purchaser complying with Global's prevailing credit policy.

Any products sold by Global shall remain the property of Global until fully paid.

Prices are suggested list prices only and are subject to change without notice. Global will, however, attempt to keep the Purchasers up-to-date on all developments including price changes.

Taxes

All prices shown in this list price book are exclusive of sales, use, excise, HST and other applicable taxes and duties which may be the Purchaser's responsibility as per the invoice issued by Global. If the Purchaser claims an exemption from such taxes, it shall be the Purchaser's responsibility to furnish Global with an appropriate exemption certificate at time of order.

Ordering Information

Global requires that all orders be submitted in writing and will be acknowledged on Global's acknowledgement forms governing the transaction.

The details appearing on this acknowledgement will describe the items to be shipped and the approximate shipping date. It is the Purchaser's responsibility to determine that the information in the acknowledgment is correct. In the event of an error, the Purchaser must notify their Global Customer Service representative immediately by telephone followed by written confirmation. Shipping dates are assigned to orders based on the items having the longest manufacturing lead time (unless instructed to partial ship).

At time of order, please provide the following information:

1. Account number (if possible)
2. PO number
3. "Bill to" and/or "Ship to" and name and address
4. Complete model number and selected options including textiles/finishes
5. Special instructions and tag information
6. Shipping instructions, please indicate:
 - a. pick up
 - b. Global trailer program
 - c. common carrier, provide name of carrier, your account number
7. Special quote (SQ) # or MTM # (if applicable)
8. Customer's Own Material (COM), Global Purchased Material (GPM), Customer's Own Leather (COL), see below.
9. For specials and custom quoted product, please indicate the custom quote # on your PO. If changes are made to the quote a new quote must be issued prior to submitting the order. It is the Purchaser's responsibility to determine that the information on the quote is correct. Global will not be responsible for wrong product due to errors in the quote.

The above points will be checked by Global for accuracy. Global will process orders using the codes provided by the Purchaser. Price discrepancy is the responsibility of the Purchaser. The Purchaser must notify Global prior to invoicing.

The Purchaser is responsible for providing correct information at time of order. If no option(s) are selected the system will default to standard feature(s). Orders with missing/incorrect information (finish, etc.) will be put on hold until all information is complete. Orders will be scheduled for manufacturing upon receipt of complete information.

Changes and Cancellations

After the date of Global's acknowledgment of the Purchaser's order, the order may not be changed or cancelled by the Purchaser without the written consent of Global. Orders for products upholstered in "special order textiles" (GPM) cannot be cancelled once material has been purchased. Special order items, COM and textile-covered items already in production are not subject to change or cancellation under any circumstances. Textile-covered items are considered to be in production once the textile is scheduled for cutting. Other standard items already in production are subject to a minimum 35% cancellation charge.

Errors and Omissions

All quotations, acknowledgements and invoices are subject to corrections for any errors and omissions.

Casters

The list price book specifies the caster which comes standard with each chair model. Most chairs are equipped with C1 or C65 casters which are best used on carpeted surfaces. If it is intended to use the product on hard surfaces such as ceramics, concrete, linoleum or hardwood, it is recommended to use different casters. It is the responsibility of the customer to determine the standard caster for a particular product and whether such caster is appropriate for the given application. The Arm and Caster section illustrates the caster options offered by Global and their suggested uses.

FINISHES

Seating Finishes - Painted

Where painted frames are not a standard color, a special quote is required.

Seating Finishes - Wood Stained

A one time setup fee of \$250 net will be applied per order for custom wood staining/color matching requests. This payment will be valid for 5 years from the date it is set up. After 5 years, the \$250 setup fee will apply again. Restrictions may apply. The customer must provide a 3" x 3" color chip/sample.

For application of customer's own wood stain, there will be an upcharge of 10% list price, per unit (in addition to the option upcharge, when applicable). For orders with custom stain unit quantities of 30 or more, the upcharge may be reduced or eliminated. A [Special Product Request](#) must be submitted for a quotation.

Custom Wood Staining

Custom wood staining procedure for wood seating is as follows. Customer provides a sample of the desired wood finish. That sample is sent to Global's Specials Department. Several finished samples will be sent back. The customer/end user will sign off on the samples (keeping one for their records) and return the rest of the samples. Global will not necessarily match the wood species but rather will generate a color that will coordinate with the sample when it is applied to the wood species used in the seating frame.

File Finishes

There is no upcharge on any standard file finish. Any non-standard file finish must be approved by Global prior to acceptance of order and may be subject to an upcharge.

9300 Series, 9300 Plus Series, G Series Pedestals can be ordered in non-standard finishes with a 10% upcharge on orders up to and including 10 units. There is no upcharge on orders of 11 units or more.

Please note:

- You can only combine 9300 Series and 9300 Plus Series to meet the 11 unit minimum.

An upcharge of 10% will apply to Metallic, Mica and any non-standard White finishes regardless of the number of units ordered.

Wood Veneer Finishes

Because the distinctive characteristics and the nature of wood products cause variations, exact matches are not always possible. Global will not be held responsible if the finishes cannot be matched.

Customer's Own Material (COM)

Use of COM must be approved by Global prior to acceptance of order. Please submit the Authorization Request Form. Photocopy and use this form as often as necessary. The customer must provide a 12" x 12" textile sample and advise how the textile is to be applied and quantity of textile being sent. **Textile yardage requirement will be advised by the factory, and additional yardage may be required if pattern requires matching.** Upon approval from Global, send textile to the COM Department at: 596 Supertest Road, Toronto ON, M3J 2M5. Send to the address provided on shipping document upon approval from Global. If COM is difficult to apply or if product is required to be modified, extra charges will apply. Global reserves the right to cancel an order at any time if COM is inadequate for any reason. COM must be shipped freight and duties paid if applicable to our factory. Such shipment must be fully identified with the Purchaser's order number, and the item for which the material is intended. Performance of COM when applied to product is the sole responsibility of the Purchaser. Global's standard product warranty shall not apply to COM.

COM price is the lowest published price/grade for the series. The published yardage requirement for COM orders is approximate and shown beside each item in the list price book. The yardage shown there is based on the textile requirements for cutting and sewing a single chair in a plain patterned textile. For textiles with a pattern repeat or for COM orders involving 10 or more chairs, please consult with Customer Service for recalculation of the yardage requirements as this may significantly change the textile requirement.

Textile Grading

All products are priced according to their standard textile grade. Lower grade textiles may be available but at the same price as standard textile grade. See Textiles and Finishes section for graded textiles.

Combining two grades of textiles may result in a revised grade. Please refer to "Two Grades Combination Chart" in the Textiles and Finishes section. For more than two textiles a special quotation is required.

Global Purchased Material, Customer Specified (GPM)

Global may purchase material specified by the customer. Use of GPM must be approved by Global prior to acceptance of order. If it is difficult to apply or if product is required to be modified, extra charges will apply. Global reserves the right to cancel an order at any time if GPM is inadequate for any reason. Performance of GPM when applied to product is the sole responsibility of the textile vendor. Global's standard warranty will not apply to GPM materials.

Customer's Own Leather (COL)

Not all seating can be upholstered in leather. Please consult service notes for availability. COL price is the lowest published grade for the series (leather or fabric).

Upholstery Coverings

Slight variations in color may occur between dye lots. Although Global attempts to minimize these variances, they do occur and must be accepted as normal and will not be considered defects.

Leather is a Natural Product

Natural variations occur in the color, grain and texture of leather. As a result, a degree of variation should be expected. As leather is used it develops a patina. Its color changes slightly, it will get marked and it will stretch and pull, these are the hallmarks of genuine leather and are not considered defects.

Yardage

Required yardage (yd) is based on unmatched materials with widths of 54" for seating, 63" for panels.

Arms

A wide selection of arms are available for some series. See Arm Chart in the Seating list price book.

Weight

In the Seating list price book, weight is provided for both unit weight and carton weight. In the Desking + Tables and Metal Filing + Storage list price books, carton weight is provided.

Delays

Global's order acknowledgment will state a shipping date which is Global's best estimate at the time the order is acknowledged. However, Global shall not incur any obligation or liability to the Purchaser for failure to ship by specified date unless Global has agreed to an unequivocal shipping date in a separately signed written document executed by its authorized personnel at its head office. In addition, Global will not be liable for any loss or damage resulting from any delay or failure in shipment or other failure to perform all or any part of the agreement between the parties with respect to the goods shown on the face of the order acknowledgement where such delay, failure, loss or damage is the proximate result of any act of any governmental authority or political subdivision thereof, revolution, riot, civil disorder or disturbance, delay or default in transportation, strike disputes among or between labor unions or other labor disputes, delay or inability in obtaining materials and facilities, fire, flood, act of God or any cause not within the reasonable control of Global.

Free on Board (FOB)

FOB point is Global's Factory, Toronto, Ontario, Canada.

Courier Type Shipments

This symbol is used to indicate that the adjacent product can be sent by courier type shipments, such as Federal Express, Purolator, CanPar and UPS.

Shipping

The Purchaser must select, at time of order, one of two methods of freight payment. Global will make no end-user shipments unless special arrangements have been made.

1. FOB point of shipment, freight collect - pick up and common carrier.
2. FOB point of shipment, freight prepaid and invoiced to the Purchaser - Global Trailer Program.

All deliveries are dock to dock.

Service

Service requests are normally the responsibility of Global's authorized Dealers. Where this cannot be accomplished on a local level, service problems should be referred to Global's Customer Service Department.

Global/Express (Canada)
Tel: (905) 660-5101 or 1-800-567-8901
Fax: (905) 660-4759 or 1-800-375-5134

Global International
Tel: (416) 661-3660
Fax: (416) 661-661-0983 or 1-877-585-5579

Returns

No returns of goods will be accepted without written consent and shipping instruction from Global. A minimum re-stocking charge of 35% is made on all authorized returns for credit or refund, provided goods are received by Global in the condition in which they left the factory. This may increase depending on the type of product. Global's Return Goods Authorization (RGA) numbers must appear prominently on all authorized returns. Global will not be responsible for return freight costs. No credit will be given if goods cannot be reused as new. Special order items, non-stock items and COM products are in no event subject to return. All returns must be approved and authorized in writing by Global Customer Service. Global reserves the right to refuse delivery of any unauthorized returns.

Claims

All goods are sold FOB plant or Global Distribution Center. Global is not responsible for damage which occurs in transit (or in storage). The carrier signs for all goods received in apparently good order. It is the Purchaser's responsibility to examine goods upon receipt and to file any claims with the carrier for losses or damage to the product occurring during transit, including concealed damage.

Any claims made against Global for apparent defects, errors or shortages must be made by the Purchaser, in writing, within 15 working days after any delivery. Failure by the Purchaser to make any claim against Global within 15 days shall constitute acceptance of the goods and a waiver of any apparent defects, errors or shortages.

Suspension

In the event that the Purchaser defaults in the payment of any sum due to Global, or in the event the Purchaser's financial condition becomes unsatisfactory to Global, Global shall have the right to defer or discontinue shipment of any goods until such time as the default is cured or the Purchaser provides assurance of payment to Global.

Copyright

All catalogs, photographs, drawings, list price books and other printed materials are protected by copyright. All rights reserved.

Trademarks

All trademarks are owned by Global Furniture Group other than OBUSFORME™ which is owned by OBUSFORME LTD CO., a division of Homematics Inc., MOR-CARE which is owned by MORBERN INC, Perma-Mesh which is the property of J.B. Research Inc. SCHUKRA™ which is owned by SCHUKRA MANUFACTURING INC. OBUSFORME® and the distinctive backrest design are registered trademarks of OBUSFORME LTD CO.

Designs and Patents

Many of the products produced by Global are protected by design registrations, design patents and/or patents. Design and specifications are subject to change, discontinuance or additions without notice.

For a full listing of issued trademarks, please visit globalfurnituregroup.com.

Cubic Measure

The stated volume is an approximate cubic foot measure that may be used to calculate freight costs. The figure shown is the total shipping volume of a unit (e.g. if a part is sent in 2 cartons the volume indicated reflects both cartons together) and is subject to change without notice. It is most economical to purchase the specified number per carton.

Combined Shipments

Global will make every effort to combine shipments and orders on written request. However, Global cannot be held responsible where such requests are not complied with.

Offer of Sale

Possession of this list price book or any other literature shall not imply the company's willingness to sell to the holder and shall not be construed as a direct offer of sale.

If a conflict arises between: (i) prices found in software support packages furnished to the customer by Global or by any other source on behalf of Global; and (ii) Global's current pricing found on Global's website, then the most current shall prevail.

Testing Qualifications

Many Global products pass or exceed the most stringent industry testing standards.

Disclaimer

Metric dimensions are provided for seating products for reference only. In the event that there is a discrepancy between imperial measurements and metric measurements, imperial measurements shall prevail. Prices shown are current manufacturer's suggested list prices at time of printing. Updated pricing is available on Global's website. All applicable taxes are extra. Descriptions, specifications and prices are subject to change without notice. Errors and omissions are subject to correction.

Fire Rating

The state of California recently repealed CAL TB133, but requests for it may still occur until local fire codes are updated and/or a national standard is declared. Global will no longer test products to meet CAL TB133.

The industry is supporting the adoption of CAL TB117-2013 as the accepted fire standard and will be what Global can support. CAL TB117 outlines performance standards and methods for testing the smolder resistance of cover textiles, barrier materials, filing materials and decking materials used in upholstered furniture. This is done by a "cigarette test".

CAL TB117-2013 does not require a fire blocker or any additional components to achieve the rating. All Global foams and textiles (carded & GPM) meet CAL TB117-2013 requirements without any harmful chemicals. Global can provide third party CAL TB117-2013 certifications upon request for any textile or foam by model.

Often the Fire Marshal will request 'NFPA 261', however, this is not a test required by our industry or provided by Global. CAL TB117-2013 is the equivalent and can be accepted at the discretion of the Fire Marshal.

**WARNING - SEATING PRODUCTS
TO PREVENT PRODUCT FAILURE AND POSSIBLE INJURY:**

Ensure that the appropriate selection is made for the intended use of the chair including user's weight. Some chairs are not recommended for users above a certain weight. Frequently inspect the chair for visible cracks and tighten all screws, bolts and adjustable knobs. If the chair is damaged or unstable, immediately remove it from service.

Any information or suggestions concerning applications, specifications or compliances with codes and standards is provided solely for your convenient reference and without any representation as to accuracy or suitability. Global disclaims any legal responsibility. The user must verify and test the suitability of any information or products for his specific application. Global reserves the right to change the Terms and Conditions in the list price book without notice.

This list price book is effective as of January 2025.

For periodic updates, please check the PDF at globalfurnituregroup.com. After login, select Resources then Price Lists. From here you will have the option to select either the Seating, Desking + Tables or Metal Filing + Storage price list books. Global warrants that all commercial products are free from defects in material and workmanship, for the life of the product, to the original Purchaser.

Global warrants that all commercial products are free from defects in material and workmanship, for the life of the product, to the original Purchaser.

Global will repair or replace, at Global's option, as the sole remedy for any defect covered by the warranty. The warranty applies to products manufactured after March 22, 2016.

Global makes no warranty that any of its products are suitable for any particular purpose and makes no other warranties, express or implied, other than those set out here. As codes and standards vary from one jurisdiction to another, references to compliance are solely for convenience and without any representation as to accuracy or suitability. Users must verify the suitability of such information or product for their specific application. In no event shall Global be liable in either tort or contract for any loss or direct, special, incidental, consequential, or exemplary damages.

General Commercial Seating

Global's warranty for general commercial seating covers all chair components including pneumatic cylinders, bases, casters, glides, frames, arms, plastic seats, backs and other structural components. The warranty applies to single shift, standard commercial usage, defined as a standard eight (8) hour day, forty (40) hour week for users weighing up to 300 lbs.

Exceptions to the warranty for general commercial seating are as follows:

- Foam, upholstery, textiles (as sampled on Global branded and textile program cards), mesh material and electrical devices, are warranted for five (5) years
- Control mechanisms are warranted for twelve (12) years
- Heavy duty seating and light use seating are not defined as General commercial seating (see below for warranty exceptions)

Heavy Duty Seating

Global offers products designed for multiple shift applications (24 hours a day / 7 days a week) and larger individuals weighing up to 350, 400, 500 and/or 600 lbs. (depending on series and/or model). Global warrants these products for twelve (12) years to the original Purchaser. All components (including control mechanisms, pneumatic cylinders, bases, casters, glides, frames, arms, plastic seats/backs, etc.) are covered for 24/7 applications under the warranty. The exceptions are foam, upholstery and textiles, which are covered for five (5) years. Fabric or upholstery material on these products must exceed 100,000 double rubs for the textile portion of the warranty to apply. Heavy duty product series that apply under this warranty can be found in the Heavy Duty section of the list price book.

Light Use Seating

Global offers light use seating that is warranted for ten (10) years for the original Purchaser. The warranty covers all components (frames, glides and arms). The foam/textiles are warranted for five (5) years. The warranty on these light use series is for an eight (8) hour day, forty (40) hour week for users up to 200 lbs. Light use product series that apply under this warranty currently consists of the Key series.

Outdoor Furniture

Global offers products designed for use indoors or outdoors. Global warrants these products for three (3) years to the original purchaser. This warranty applies to single shift (eight (8) hour day, forty (40) hour week) for users weighing up to 275 pounds, unless noted otherwise. Outdoor furniture must be stored indoors during inclement or extreme weather such as extreme cold, extreme heat, or excessive wind.

Exceptions to the warranty for indoor/outdoor furniture is as follows:

- Only Global branded textiles and Alliance Partner carded textile program materials expressly identified for outdoor application are covered for three (3) years when used outdoors.

Seating Warranty Summary

Seating Type	Components Warranty For Original Purchaser	Use Time For Warranty Coverage	Exceptions
General commercial seating	lifetime	8 hours/5 days per week	foam/upholstery/textiles/mesh/electrical devices - 5 years control mechanisms - 12 years
Heavy duty seating	12 years	24 hours/7 days per week	foam/upholstery/textiles - 5 years
Light use seating	10 years	8 hours/5 days per week	foam/upholstery/textiles - 5 years
Indoor + outdoor furniture	3 years	8 hours/5 days per week	outdoor use textiles - 3 years

Global's warranty does not apply (for any product category) to the following:

- Nominal or normal amount of wear and tear that can occur over time
- Failures which result from negligence, abuse, accident or misuse
- Failure to apply, install or maintain products according to Global's written instructions and warnings
- Modifications, attachments or repair methods not approved by Global
- Damage caused by a carrier in transit, or delivery/installation contractors
- The matching of colors, grains or textures (wood, leather, etc.) of natural materials
- Products exposed to extreme hot or cold temperatures or excessively dry or humid environments
- Color fastness or the matching of color of textiles, dye lots of textile can vary
- Damage by markings or staining; damage by sharp objects or imprinting from instruments
- Damage to textiles or laminate and wood surfaces/edges from exposure to sunlight (including UV rays)
- Products not purchased directly from authorized Global resellers
- Products used for rental purposes
- Purchased parts are warranted for one (1) year
- Failure to follow specific cleaning and disinfecting instructions posted on globalfurnituregroup.com

Global's warranty does not cover the costs of transportation or labor. Repair or replacement will be at Global's discretion.

Textiles

Global warrants Global branded textiles and Global carded textile programs inclusive of fabrics, vinyls and leather products for five (5) years. Global does not warrant COM (Customer's Own Material) or GPM (Global Purchased Material) that are customer specified materials, or graded-in and purchased by Global for a customer. For GPM or COM products, please contact the textile supplier for performance information and warranty details. Please refer to our website at globalfurnituregroup.com for detailed information on cleaning and disinfecting procedures. Improper usage of disinfecting/cleaning products may void the warranty.

Global textiles and finishes are updated periodically to meet the demand and trends of the market. As a result, some textiles and finishes may be discontinued by Global or the manufacturer. In the event that a textile or finish is discontinued, Global will make every reasonable effort to provide an alternative product(s) of comparable function.

INDEX

1004	128	1898	179	2076APUT	212	2662-8	48	3371	318	5091-4	92
1005	128	1899	179	2076AUU	212	2662P-0	48	3371C	318	5091-4PB	92
1010	129	1900	179	2076AUUT	212	2662P-3	48	3371CLTL	319	5092	92
1011	129	1901	69	2076NPP	212	2662P-4	48	3371CTRL	319	5225	75
1014	129	1902	69	2076NPPT	213	2662P-6	49	3371LTL	318	5226	75
1015	129	1903	69	2076NPU	206, 212	2662P-8	48	3371RTL	318	5227	76
1105	151	1906	69	2076NPUT	213	2663-6	49	3372	319	5228	76
1110	151	1907	70	2076NUU	212	2663P-6	49	3372C	319	5233	75, 213
1170-3	39	1908	70	2076NUUT	213	2664-6	49	3372CLTL	319	5330-2	85
1170-8	39	1909	70	2085	213	2664P-6	49	3372CTRL	319	5330-4	85
1171-0	39	1950-3	101	2105	132	2665-6	49	3372LTL	319	5331-2	86
1171-2	39	1950-4	101	2108	132	2665P-6	49	3372RTL	319	5331-4	86
1171-3	40	1951-3	101	2109	132	2670-2	33	3373	320	5332	86
1171-5	40	1951-4	102	2121	162	2670-4	33	3374	320	5332C	86
1171-6	40	1952-6	102	2122	162	2670-4PB	34	3400	320	5333-3	87
1171-8	40	1953	102	2125WS	183, 217, 224	2671-2	34	3401	320	5333-4	87
1172-5	40	2073APP	79	2131	162	2671-4	34	3402	320	5335	86
1172-6	41	2073APPPB	79	2151	155	2671-4PB	34	3431	327	5336-1	87
1174	41	2073APU	80	2152	155	2672-6	34	3431L	332	5336-3	88
1175	41	2073APUPB	80	2155	155	2676-2	35	3431NA	332	5336-4	88
1177-5	41	2073AUU	80	2156	155	2676-4	35	3431R	332	5336-5	88
1178-5	41	2073AUUPB	80	2171C	130	2676-4PB	35	3432	327	5336-6	88
1190-2	42	2073NPP	80	2171WS	130	2677-2	35	3433	327	5337-5	88
1190-3	42	2073NPPPB	80	2172C	131	2677-4	35	3433L	332	5337-6	89
1191-2	42	2073NPU	80	2172WS	130	2677-4PB	36	3433NA	332	5338-6	89
1191-3	42	2073NPUPB	81	2173WS	131	2678-6	36	3433R	332	5339-6	89
1220-3	23	2073NUU	80	2174WS	131	2736	44	3434B	332	5450-3	98
1221-3	23	2073NUUPB	81	2176	131	2736MB	44	3435B	333	5450-4	98
1240-0	62	2074APP	81	2180	131, 216	2737	44	3481	280	5450-6	98
1240-2	62	2074APPPB	81	2188	216	2738	44	3482	280	5450-8	99
1240-3	62	2074APU	81	2194C	214	2738MB	45	3483	280	5451-0	99
1240P-0	62	2074APUPB	81	2194WS	214	2739	45	3650-3	97	5451-3	99
1240P-2	62	2074AUU	81	2195C	215	2748	45	3650-8	97	5451-4	99
1240P-3	62	2074AUUPB	81	2195WS	214	2748MB	45	3651-3	97	5451-5	99
1241-0	63	2074NPP	82	2197	216	2749	45	3651-8	97	5457-6	100
1241-2	63	2074NPPPB	82	2198C	215	2811-4	274	3670-3	25	5458-6	100
1241-3	63	2074NPU	82	2198WS	215	2811-8	274	3671-3	25	5471	242
1241P-0	63	2074NPUPB	82	2199C	215	2813	274	3720	93	5471-CP	242
1241P-2	63	2074NUU	82	2199WS	215	2814	274	3722	93	5471-MP	242
1241P-3	63	2074NUUPB	82	2241	360	2850-3	21	3722C	93	5472	243
1246	63	2075APP	207	2243	360	2851-3	21	3732	93	5472-CP	243
1247	63	2075APPT	207	2311	71	2852-3	21	3742	94	5472-MP	243
1251-0	344	2075APU	207	2312	71	3112	43	3760	94	5473	243
1251-3	345	2075APUT	208	2314	71	3117	43	3766	94	5473-CP	243
1251-8	345	2075AUU	207	2315	71	3140-3	53	3767	22	5473-MP	243
1252-0	345	2075AUUT	208	2317	72	3141-3	53	3870	328	5474-HP	243
1252-3	345	2075BRAPP	208	2330	110	3212	37	3871	329	5474-LP	243
1252-8	345	2075BRAPPT	209	2331	110	3212-50	367	3878	334	5474-WV	243
1253-0	346	2075BRAPU	208	2340-3	110	3217	37	3879	334	5475-HP	244
1253-3	346	2075BRAPUT	209	2341-3	110	3217-50	367	3880	334	5475-LP	244
1253-8	346	2075BRAUU	208	2341-6	111	3254	37	3881L	335	5475-WV	244
1254-0	346	2075BRAUUT	209	2343-6	111	3254-50	367	3881R	335	5476-HP	244
1254-3	346	2075BRNPP	209	2400-18	24	3255	38	3882	335	5476-LP	244
1254-8	347	2075BRNPPT	209	2409	24	3255-50	368	3883	335	5476-WV	244
1255-0	347	2075BRNPU	209	2424	24, 341	3256-50	368	3884	335	5477-HP	244
1255-3	347	2075BRNPUT	210	2424-18	24, 341	3257-50	368	3885	333	5477-LP	244
1255-8	347	2075BRNUU	209	2512-3	350	3275	38	3991	20	5477-WV	244
1256-0	347	2075BRNUUT	210	2526	349	3278	38	3992	20	5481	244
1256-3	348	2075BSAPP	210	2527	349	3278-50	368	3993	20	5481-CP	244
1256-8	348	2075BSAPU	210	2660-0	46	3288	38	4075	154	5481-MP	244
1260-0	64	2075BSAUU	210	2660-3	46	3288-50	368	4076	154	5482	245
1260-3	64	2075BSNPP	210	2660-4	47	3360	335	4077	117	5482-CP	245
1260P-0	64	2075BSNPU	210	2660-8	47	3361	326	4078	117	5482-MP	245
1260P-3	64	2075BSNUU	210	2660P-0	46	3361B	331	4411	61	5483	245
1261-0	64	2075CSAPP	206, 211	2660P-3	46	3361L	330	4430	61	5483-CP	245
1261-3	64	2075CSAPU	211	2660P-4	47	3361NA	331	4432	61	5483-MP	245
1261P-0	64	2075CSAUU	211	2660P-8	47	3361R	330	4560	26	5484-HP	245
1261P-3	64	2075CSNPP	211	2661-0	47	3362	327	4561	26	5484-LP	245
1871	67	2075CSNPU	211	2661-3	47	3363	327	4565	26	5484-WV	245
1872	67	2075CSNUU	211	2661-4	47	3363B	331	4570-3	27	5485-HP	246
1874	68	2075NPP	207	2661-8	48	3363L	331	4571-3	27	5485-LP	246
1876	68	2075NPPT	208	2661P-0	47	3363NA	331	5080-0	90	5485-WV	246
1877	68	2075NPU	207	2661P-3	47	3363R	331	5080-3	90	5486-HP	246
1879	68	2075NPUT	208	2661P-4	47	3365	126	5080-4	90	5486-LP	246
1888	178	2075NUU	207	2661P-8	48	3365C	126	5081-0	91	5486-WV	246
1889	178	2075NUUT	208	2662-0	48	3366	328	5081-3	91	5487-HP	246
1890	178	2076APP	211	2662-3	48	3367	328	5081-4	91	5487-LP	246
1896	68	2076APPT	212	2662-4	48	3368	328	5090-4	91	5487-WV	246
1897	69	2076APU	212	2662-6	49	3369	126	5090-4PB	91	5540	28

5540NA	28	6332-4MO	108	6504MB	123, 187	6524TWS	192	6574	196	6628GP	138
5541	29	6332-4PB	108	6505	123, 187	6524TWSMB	192	6574MB	196	6628P	138
5541NA	29	6332-6	108	6505MB	123, 187	6524WS	192	6574TL	196	6628TL	138
5545AM	150	6332-6MO	108	6506	123, 187	6524WSMB	192	6574TLMB	196	6628TLP	139
5545AMC	150	6332-8	108	6507	120, 121	6525	192	6574TLMBP	196	6628TR	138
5545NM	150	6332-8MO	108	6508	188	6525T	193	6574TLP	196	6628TRP	139
5545NMC	150	6333-6	109	6508MB	188	6525TWS	193	6574TR	196	6630	139
5546	29	6333-6MO	109	6508T	188	6525WS	192	6574TRMB	196	6631	139
5546NA	29	6334	219	6508TMB	188	6526	193	6574TRMBP	196	6632	139
5940	158	6334C	219	6508TWS	188	6537	198	6574TRP	196	6633	139
5940C	158	6334CMO	219	6508TWSMB	188	6537MB	198	6575	196	6633	140
5941	158	6334MO	219	6508WS	188	6537MBPB	198	6575TL	196	6637	140
5941C	159	6335	220	6508WSMB	188	6537MBTL	198	6575TLP	197	6638	140
5942	159	6335C	220	6509	188	6537MBTR	198	6575TR	196	6656	224
5942C	159	6335CMO	220	6509MB	188	6537MBTRPB	198	6575TRP	197	6657	224
5943	159	6335MO	220	6509T	188	6537PB	198	6577	197	6660	140
5944	159	6337-6	109	6509TMB	188	6537TL	198	6577MB	197	6661	140
5945	160	6337-6MO	109	6509TWS	188	6537TR	198	6577TL	197	6662	224
5950	160	6338-6	109	6509TWSMB	188	6537TRPB	198	6577TLP	197	6663	141
5950C	160	6338-6MO	109	6509WS	188	6538	198	6577TLMBP	197	6667	141
5951	160	6339	109, 352	6509WSMB	188	6538MB	198	6577TLP	197	6668	141
5951C	160	6340	121, 220	6511	189	6538MBTL	198	6577TR	197	6690	123, 141
5952	161	6340L	121	6511T	189	6538MBTR	198	6577TRP	197	6691	124, 141
5952C	161	6341	122, 220	6511TWS	189	6538T	198	6577TRMBP	197	6692	124, 142
5953	161	6342	122, 220	6511WS	189	6539	199	6577TRP	197	6693	124, 142
5954	161	6342L	122	6513	189	6539PB	199	6578	197	6697	124, 142
5955	161	6343	122, 221	6513MB	189	6539TL	199	6578MB	197	6698	124, 142
6007	32	6343L	122	6513T	189	6539TR	199	6578MB	197	6710	169
6070	54	6350	221	6513TMB	189	6539TRPB	199	6578TL	197	6710BS	170
6070NA	55	6351	221	6513TWS	189	6558	193	6578TLMB	197	6710CS	170
6071	55	6352	221	6513TWSMB	189	6558CS	193	6578TLMBP	197	6711	169
6071NA	55	6353	221	6513WS	189	6558CSMB	193	6578TLP	197	6711BS	170
6072	55	6360	222	6513WSMB	189	6558CSMB	193	6578TR	197	6711CS	171
6072NA	55	6360MO	222	6514	189	6558MB	193	6578TRMB	197	6712	170
6073	55	6361	222	6514MB	189	6559	194	6578TRMBP	197	6712BS	171
6073NA	56	6362	222	6514T	190	6559CS	194	6578TRP	197	6712CS	171
6074	56	6362MO	222	6514TMB	190	6559CSMB	194	6579	198	6713	170
6074NA	56	6363	222	6514TWS	190	6559MB	194	6579TL	198	6713BS	171
6075	56	6363MO	222	6514TWSMB	190	6561	194	6579TLP	198	6713CS	171
6075NA	56	6364-6LPB	223	6514WS	189	6561CS	194	6579TR	198	6714	172
6076	56	6364-6PB	222	6514WSMB	189	6563	194	6579TRP	198	6715	172
6076NA	57	6364-6RPB	223	6515	190	6563CS	195	6591B	121	6717	125, 172
6077	57	6374-6LPB	223	6515T	190	6563CSMB	195	6620	134	6719	125, 172
6077NA	57	6374-6PB	223	6515TWS	190	6563MB	194	6620P	134	6720	142
6321-0	103	6374-6RPB	223	6515WS	190	6564	195	6620TL	134	6720PB	143
6321-3	104	6400	58	6517WS	190	6564CS	195	6620TLP	134	6720TLP	143
6321-4	104	6400PB	58	6518	190	6564CSMB	195	6620TR	134	6720TLPB	143
6321-4PB	104	6401	59	6518MB	190	6564MB	195	6620TRP	134	6720TR	143
6321-6	104	6401PB	59	6518T	191	6565	195	6621	134	6720TRPB	143
6321-8	104	6402	59	6518TMB	191	6565CS	195	6621GP	134	6721	143
6322-0	105	6402PB	59	6518TWS	191	6567	199	6621GP	135	6721PB	143
6322-3	105	6403	59	6518TWSMB	191	6567MBPB	199	6621P	135	6721TL	144
6322-4	105	6403PB	59	6518WS	190	6567MBTL	199	6621TL	135	6721TLP	144
6322-4PB	105	6410	60	6518WSMB	190	6567MBTLPB	199	6621TLP	135	6721TR	144
6322-6	105	6411	60	6519	191	6567MBTR	199	6621TR	135	6721TRPB	144
6322-8	105	6412	60	6519MB	191	6567MBTRPB	199	6621TRP	135	6722	144
6323-6	106	6413	60	6519T	191	6567PB	199	6622	135	6722PB	144
6324	218	6460	51	6519TMB	191	6567TL	199	6622P	135	6722TL	144
6324C	219	6460PB	51	6519TWS	191	6567TLP	199	6622TL	136	6722TLP	145
6325	219	6461	51	6519TWSMB	191	6567TRPB	199	6622TLP	136	6722TR	144
6325C	219	6461PB	51	6519WS	191	6568	199	6622TR	136	6722TRPB	145
6327-6	106	6462	51	6519WSMB	191	6568MB	199	6622TRP	136	6723	145
6328-6	106	6462PB	52	6521	191	6568MBTL	199	6623	136	6723PB	145
6331-0	106	6500A2	119	6521T	191	6568MBTR	199	6623G	136	6723TL	145
6331-0MO	106	6500A3	119	6521TWS	191	6568TL	199	6623GP	136	6723TLPB	145
6331-3	106	6500A4	119	6521TWSMB	191	6568TR	199	6623P	136	6723TR	145
6331-3MO	106	6500A8	119	6521WS	191	6569	200	6623TLP	136	6723TRPB	145
6331-4	107	6500A9	119	6522	127, 193, 213	6569PB	200	6623TLP	137	6727	146
6331-4MO	107	6500BD	120	6523	192	6569TL	200	6623TR	136	6727PB	146
6331-4PB	107	6500BR	188	6523MB	192	6569TLP	200	6623TRP	137	6727TL	146
6331-6	107	6500S2	120	6523T	192	6569TR	200	6624	137	6727TLP	146
6331-6MO	107	6500S3	120	6523TMB	192	6569TRPB	200	6626	137, 172	6727TR	146
6331-8	107	6500S4	120	6523TWS	192	6573	196	6627	137	6727TRP	146
6331-8MO	107	6501	122, 186	6523TWSMB	192	6573MB	196	6627P	137	6728	146
6332-0	107	6501MB	122, 186	6523WS	192	6573TL	196	6627TL	138	6728PB	147
6332-0MO	107	6502	122, 187	6523WSMB	192	6573TLMB	196	6627TLP	138	6728TL	147
6332-3	108	6502MB	122, 187	6524	192	6573TLP	196	6627TR	138	6728TLPB	147
6332-3MO	108	6503	123, 187	6524MB	192	6573TR	196	6627TRP	138	6728TR	147
6332-4	108	6504	123, 187	6524T	192	6573TRMB	196	6628	138	6728TRPB	147
				6524TMB	192	6573TRP	196	6628G	138	6730	147

INDEX

6731.....	147	7482-3.....	96	7745.....	294, 317	8029PHF.....	265	8042SQ2216ISF.....	269	8458NAS.....	65
6732.....	148	7492-3.....	96	7746.....	294	8030.....	261	8042SQ2216ISK.....	269	8458S.....	65
6733.....	148	7497-7NA.....	96	7747.....	294	8030F.....	261	8042SQ2216W.....	269	8459.....	66
6737.....	148	7701.....	282	7748.....	294	8030P.....	261	8042SQ2216WK.....	269	8459NA.....	66
6738.....	148	7701L.....	282	7786.....	294	8030PF.....	261	8042SQ2216WSF.....	269	8459NAS.....	66
6741.....	173	7701NA.....	282	7787.....	294	8031.....	261	8042SQ2216WSK.....	269	8459S.....	66
6741TL.....	173	7701R.....	282	7788.....	294	8031F.....	261	8042SQ2816C.....	269	8506-48.....	321
6741TR.....	173	7702.....	282	7862.....	247	8031P.....	261	8042SQ2816CCK.....	269	8506-60.....	321
6743.....	173	7702L.....	282	7867.....	238	8031PF.....	261	8042SQ2816CSF.....	269	8506-72.....	321
6743TL.....	173	7702NA.....	283	7868.....	238	8032.....	262	8042SQ2816CSK.....	269	8506-78.....	322
6743TR.....	173	7702R.....	282	7870.....	238	8032F.....	262	8042SQ2816I.....	269	8507-48.....	322
6750.....	114	7703.....	283	7870L.....	238	8032P.....	262	8042SQ2816IK.....	269	8507-60.....	322
6751.....	114	7703L.....	283	7870R.....	238	8032PF.....	262	8042SQ2816ISF.....	269	8507-72.....	322
6752.....	114	7703NA.....	283	7871.....	239	8033.....	263	8042SQ2816ISK.....	269	8507-78.....	322
6753.....	115	7703R.....	283	7872.....	239	8033F.....	263	8042SQ2816W.....	269	8508-48.....	322
6754.....	115	7704.....	283	7873.....	239	8033P.....	263	8042SQ2816WK.....	269	8508-60.....	323
6755.....	115	7704L.....	284	7874.....	239	8033PF.....	263	8042SQ2816WSF.....	269	8508-72.....	323
6756.....	115, 205	7704NA.....	284	7874FS.....	239	8034.....	263	8042SQ2816WSK.....	269	8508-78.....	323
6761-4.....	83	7704R.....	284	7875.....	247	8034F.....	263	80430V2220I.....	270	8509.....	323
6761-8.....	83	7705.....	284	7875LTL.....	248	8034P.....	263	80430V2220IK.....	270	8520T.....	156
6762-6.....	201	7705L.....	284	7875RTL.....	248	8034PF.....	263	80430V2220ISF.....	270	8521T.....	156
6762-6PB.....	202	7705NA.....	284	7876.....	248	8035.....	264	80430V2220ISK.....	270	8522T.....	156
6763-6.....	202	7705R.....	284	7877.....	248	8035F.....	264	80430V2616C.....	270	8525T.....	156
6763-6PB.....	202	7706.....	285	7879.....	249	8035P.....	264	80430V2616CK.....	270	8526T.....	157
6764.....	202	7706L.....	285	7880.....	240	8035PF.....	264	80430V2616CSF.....	270	8621.....	163
6764C.....	202	7706NA.....	285	7885.....	249	8036.....	264	80430V2616I.....	270	8621S26.....	163
6764FC.....	203	7706R.....	285	7886.....	249	8036F.....	264	80430V2616IK.....	270	8621S30.....	164
6765.....	203	7707.....	285	7887.....	249	8036P.....	264	80430V2616ISF.....	270	8622.....	163
6765C.....	203	7707L.....	285	7888.....	249	8036PF.....	264	80430V2616ISK.....	270	8622S26.....	163
6765FC.....	203	7707NA.....	286	7889.....	250	8037.....	265	80430V2616W.....	270	8622S30.....	164
6766-4.....	84	7707R.....	285	7890L.....	250	8037F.....	265	80430V2616WK.....	270	8624.....	163
6766-8.....	84	7708.....	286	7890R.....	250	8037P.....	265	80430V2616WSF.....	270	8624S26.....	164
6767-6.....	203	7708L.....	286	7891L.....	250	8037PF.....	265	80430V3116C.....	270	8624S30.....	164
6768-6.....	204	7708NA.....	286	7891R.....	250	8037PH.....	265	80430V3116CK.....	270	8647.....	180
6775.....	152	7708R.....	286	7892.....	248, 251	8037PHF.....	265	80430V3116CSF.....	270	8647P.....	180
6776.....	152	7709.....	286	7893.....	250	8038.....	265	80430V3116CSK.....	270	8648LBN24.....	181
6777.....	153	7709L.....	287	7894.....	250	8038F.....	265	80430V3116I.....	270	8648LBN30.....	181
6778.....	153	7709NA.....	287	7895.....	248	8038P.....	265	80430V3116IK.....	270	8648LBPS24.....	181
6780.....	115	7709R.....	287	7896.....	249	8038PF.....	265	80430V3116ISF.....	270	8648LBPS30.....	181
6781.....	116	7710L.....	287	7897.....	248	8038PH.....	265	80430V3116ISK.....	270	8648PS24.....	180
6785.....	116	7710NA.....	287	7901L.....	250	8038PHF.....	265	80430V3116W.....	270	8648PS30.....	181
6786.....	116	7710R.....	287	7901R.....	250	8041R2120I.....	268	80430V3116WK.....	270	8648S24.....	180
6790.....	205	7711L.....	287	8016.....	263	8041R2120IK.....	268	80430V3116WSF.....	270	8648S30.....	181
6791.....	205	7711NA.....	288	8016F.....	263	8041R2120ISF.....	268	80430V3116WSK.....	270	8649.....	181
6900.....	182	7711R.....	287	8016P.....	263	8041R2120ISK.....	268	8051.....	266	9602-50.....	369
6900C.....	182	7712L.....	288	8016PF.....	263	8041R2616C.....	268	8052.....	266	9602-62.....	372
6900CTL.....	182	7712NA.....	288	8021.....	262	8041R2616CK.....	268	8053.....	266	9602-64.....	373
6900CTR.....	182	7712R.....	288	8021P.....	262	8041R2616CSF.....	268	8054.....	266	9604-50.....	369
6900TL.....	182	7713L.....	288	8022.....	262	8041R2616CSK.....	268	8055.....	266	9604-62.....	372
6900TR.....	182	7713NA.....	288	8022P.....	262	8041R2616I.....	268	8056.....	266	9604-64.....	373
6901.....	183	7713R.....	288	8023.....	261	8041R2616IK.....	268	8271.....	324	9611-50.....	369
6901C.....	183	7714L.....	289	8023F.....	261	8041R2616ISF.....	268	8272.....	324	9611-64.....	373
6901CTL.....	183	7714NA.....	289	8023P.....	261	8041R2616ISK.....	268	8273.....	325	9612-50.....	369
6901CTR.....	183	7714R.....	289	8023PF.....	261	8041R2616W.....	268	8274.....	325	9612-64.....	373
6901TL.....	183	7715L.....	289	8024.....	262	8041R2616WK.....	268	8275.....	325	9624-50.....	369
6901TR.....	183	7715NA.....	289	8024F.....	262	8041R2616WSF.....	268	8276.....	325	9624-62.....	372
6902.....	183	7715R.....	289	8024P.....	262	8041R2616WSK.....	268	8335T.....	165	9624-64.....	374
6903.....	183	7716.....	289	8024PF.....	262	8041R3016C.....	268	8336T.....	165	9632-50.....	369
6904.....	184	7717.....	290	8025.....	263	8041R3016CK.....	268	8433-4.....	271	9632-62.....	372
6905.....	184	7718.....	290	8025F.....	263	8041R3016CSF.....	268	8434.....	271	9632-64.....	374
6906.....	184	7725.....	290	8025P.....	263	8041R3016CSK.....	268	8435-1524.....	272	9662-50.....	370
6907.....	184	7726.....	290	8025PF.....	263	8041R3016I.....	268	8435-1530.....	272	9662-64.....	374
6909.....	184	7727.....	290	8026.....	261	8041R3016IK.....	268	8435-2224.....	272	9663-50.....	370
6930.....	125, 185	7728.....	291	8026S.....	261	8041R3016ISF.....	268	8435-2230.....	272	9663-64.....	374
6931.....	125, 185	7729.....	291	8027.....	264	8041R3016ISK.....	268	8436-1524.....	272	9664-50.....	370
6941.....	78	7730.....	291	8027F.....	264	8041R3016W.....	268	8436-1530.....	272	9664-64.....	374
6942.....	78	7731.....	291	8027P.....	264	8041R3016WK.....	268	8436-2224.....	273	9665-50.....	370
6960.....	166	7732.....	291	8027PF.....	264	8041R3016WSF.....	268	8436-2230.....	273	9665-64.....	375
6961.....	166	7733.....	292	8028.....	264	8041R3016WSK.....	268	8437.....	271	9666-50.....	370
6962.....	167	7734.....	292	8028F.....	264	8042SQ1920I.....	269	8456.....	73	9666-64.....	375
6963.....	167	7735.....	292	8028P.....	264	8042SQ1920IK.....	269	8456NA.....	74	9667-50.....	371
6969.....	168	7736.....	292	8028PF.....	264	8042SQ1920ISF.....	269	8456S.....	73	9667-64.....	375
6970.....	168	7737.....	292	8028PH.....	264	8042SQ1920ISK.....	269	8456SNA.....	74	9751.....	229
7331.....	31	7738.....	293	8028PHF.....	264	8042SQ2216C.....	269	8457.....	73	9751L.....	229
7332.....	31	7739.....	293	8029.....	265	8042SQ2216CK.....	269	8457NA.....	74	9751NA.....	230
7333.....	31	7740.....	293	8029F.....	265	8042SQ2216CSF.....	269	8457S.....	73	9751R.....	229
7336.....	31	7741.....	293	8029P.....	265	8042SQ2216CSK.....	269	8457SNA.....	74	9752.....	230
7336NA.....	31	7742.....	293	8029PF.....	265	8042SQ2216I.....	269	8458.....	65	9752L.....	230
7472-3.....	95	7743.....	294, 317	8029PH.....	265	8042SQ2216IK.....	269	8458NA.....	65	9752L-OB.....	231

9752NA	230	R5BSAPU	177	R27810R	302	R27857	315	TS1260-3	339
9752NAHB42	230	R5BSNPP	177	R27811	303	R27858	315	TS1260P-3	339
9752NAHB42TB	231	R5BSNPU	177	R27811B	303	R27859	315	TS1261-3	339
9752NAHB48	231	R5CSAPP	176	R27811L	303	R27860	316	TS1261P-3	339
9752NAHB48TB	231	R5CSAPU	176	R27811R	303	R27861	316	TS2330	340
9752NA-OB	231	R5CSNPP	176	R27812	303	R27862	316	TS2331	340
9752-OB	231	R5CSNPU	177	R27812B	303	R27863	316	TS3140-3	338
9752R	230	R5NPPC	175	R27812L	304	R27864	316	TS3141-3	338
9752R-OB	231	R5NPPG	175	R27812R	304	RDOL	177	TS3212	337
9753	232	R5NPUC	175	R27815	304		S	TS3217	337
9753L	232	R5NPUG	175	R27815L	304	S2303	364	TS5450-3	339
9753NA	233	R6APP	175	R27815R	304	S2304	364	TS5451-3	340
9753NAHB42	232	R6APU	175	R27815S	304	S2312	364	TS6321-3	351
9753NAHB42TB	232	R6NPP	176	R27815SL	304	S2314	365	TS6322-3	351
9753NAHB48	232	R6NPU	176	R27815SR	304	S3254	364	TS6331-3	352
9753NAHB48TB	232	R2770	307	R27816	304	S6328-6	352	TS6331-3MO	352
9753NA-OB	233	R2771	308	R27816L	304	S6338-6	352	TS6332-3	352
9753-OB	233	R27801	297	R27816R	304	S7862	252	TS6332-3MO	352
9753R	232	R27801B	297	R27816S	304	S7875	252	TS7331	343
9754	233	R27801L	297	R27816SL	304	S7875LT	252	TS7332	343
9755	233	R27801R	297	R27816SR	304	S7875RT	252	TS7333	343
9756	234	R27802	297	R27817	305	S7876	253		
9757L	234	R27802B	297	R27817L	305	S7876LRT	253		
9758R	234	R27802L	298	R27817R	305	S7876LT	253		
9759	234	R27802R	298	R27817S	305, 306	S7876RT	253		
9760	234	R27803	298	R27817SL	305	S7877	254		
9761	234	R27803B	298	R27817SR	305	S7877LRT	254		
9762	234	R27803L	298	R27818	305	S7877LT	254		
9763	235	R27803R	298	R27818L	305	S7877RT	254		
9764	230	R27804	298	R27818R	305	S7879	256		
9765	235	R27804B	299	R27818S	305	S7884	255		
9766	235	R27804L	299	R27818SL	305	S7884L	256		
9767	235	R27804R	299	R27818SR	305	S7884NA	255		
9768	235	R27804S	298	R27819	305	S7884R	256		
9769S24	235	R27804SB	299	R27819L	306	S7890L	254		
9769S30	236	R27804SL	299	R27819R	306	S7890LLT	254		
		R27804SR	299	R27819S	305	S7890R	254		
B2	360	R27805	299	R27819SL	306	S7890RRT	254		
B4M	360	R27805B	299	R27819SR	306	S7891L	255		
B5A	360	R27805L	299	R27820	306	S7891LLT	255		
B7A	360	R27805R	299	R27820L	306	S7891R	255		
		R27805SB	299	R27820R	306	S7891RRT	255		
C1SET	358	R27805SL	299	R27820S	306	S7893	256		
C7RSET	376	R27805SR	299	R27820SL	306	S7894	256		
C7SET	358	R27806	300	R27820SR	306	S7895	252		
C9RSET	358	R27806B	300	R27821	306	S7896	253		
C10RSET	358, 376	R27806L	300	R27821S	306	S7897	255		
C10SET	358	R27806R	300	R27822	306	S7901L	252		
C14RSET	358	R27806S	300	R27822S	306	S7901LLT	253		
C65RSET	358, 376	R27806SB	300	R27823	307	S7901R	252		
C65SET	358	R27806SL	300	R27823S	307	S7901RRT	253		
C66RSET	358	R27806SR	300	R27824	307	S7902	257		
C82SET	358	R27807	300	R27824S	307	S7902L	257		
		R27807B	300	R27825	307	S7902LLT	257		
FP15	162	R27807L	301	R27825S	307	S7902LRT	258		
		R27807R	301	R27826	307	S7902LT	257		
LX2226SC	275	R27807S	300	R27826S	307	S7902NA	257		
LX2426AC	275	R27807SB	300	R27831	310	S7902R	257		
LX3433CH	275	R27807SL	301	R27832	310	S7902RRT	257		
LX36360TT	275	R27807SR	301	R27833	310	S7902RT	257		
LX6033S	276	R27808	301	R27834	310	S7904	258		
LX8033S	276	R27808B	301	R27835	310	S7904L	258		
		R27808L	301	R27836	311	S7904NA	258		
ML2121	277	R27808R	301	R27837	311	S7904R	258		
ML2326	278	R27808S	301	R27838	311	S7905	256		
ML2630	278	R27808SB	301	R27839	311	S7911	258		
ML2634	279	R27808SL	301	R27840	311	S7912	259		
ML4634	279	R27808SR	301	R27841	312	S7913	259		
ML6634	279	R27809	301	R27842	312	S7915	259		
ML8634	279	R27809B	302	R27843	312	S7916	259		
ML171724	277	R27809L	302	R27844	312		T		
ML171730	277	R27809R	302	R27845	312	TS1170-3	337		
ML171733	277	R27809S	301	R27846	313	TS1171-3	338		
		R27809SB	302	R27847	313	TS1190-3	338		
R5APPC	174	R27809SL	302	R27848	313	TS1191-3	338		
R5APPG	174	R27809SR	302	R27849	313	TS1240-3	339		
R5APUC	175	R27810	302	R27850	313	TS1240P-3	339		
R5APUG	175	R27810B	302	R27855	315	TS1241-3	339		
R5BSAPP	177	R27810L	302	R27856	315	TS1241P-3	339		

Global offices in Canada

Head Office

560 Supertest Road
Toronto, Ontario
M3J 2M6
T (416) 650-6500

Toronto Sales Office

1350 Flint Road
Toronto, Ontario
M3J 2J7
T (416) 661-3660

Showrooms

Calgary

237 8 Avenue SE, Suite 302
Calgary, Alberta
T2G 5C3
T (403) 250-7770

Edmonton

10158 103 Street NW, Suite
201 Edmonton, Alberta
T5J 0X6
T (780) 444-8922

Halifax

1061 Marginal Road, Suite 120
Halifax, Nova Scotia
B3H 4P7
T (902) 422-7434

The Blueprint Montreal

1010 Sainte-Catherine Street W, Mezz 2
Montreal, Quebec
H3B 1E7
T (514) 866-4331

Toronto

1350 Flint Road
Toronto, Ontario
M3J 2J7
T (416) 661-3660

Ottawa

251 Laurier Avenue West, Suite 400
Ottawa, Ontario
K1P 5J6
T (613) 234-2881

Please call ahead to book an appointment.

Vancouver

675 West Hastings Street, Suite 1000
Vancouver, British Columbia
V6B 1N2
T (604) 432-1701

Winnipeg

111 Lombard Avenue, Suite 220
Winnipeg, Manitoba
R3B 0T4
T (204) 925-3350

