
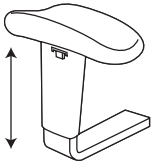


# arm, caster and base options



# HOW TO SELECT ARMRESTS

GLOBAL HAS A WIDE SELECTION OF ARMRESTS TO SUIT ALMOST EVERY WORK TASK. ARMRESTS ARE AN IMPORTANT FEATURE OF A CHAIR – THEY REDUCE STRESS AND TENSION ON THE SPINE, NECK AND SHOULDER MUSCLES BY SUPPORTING THE WEIGHT OF YOUR ARMS. THIS MAKES YOU MORE COMFORTABLE AND ULTIMATELY MORE PRODUCTIVE. HEIGHT, WIDTH AND ANGLE ADJUSTABLE ARMRESTS ENABLE YOU TO POSITION YOUR ARMS AT A COMFORTABLE WORKING POSITION, BASED ON THE TASK AT HAND.



## COMFORT TIPS

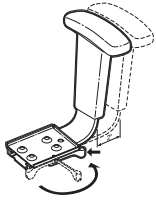
- Wrists should be in a straight or neutral position - avoid bending your wrists.
- When mousing, use whole arm movements instead of flexing your wrist.
- Rest your palm on the mouse pad for support.

## HEIGHT ADJUSTABLE ARMS

- A full range of arms is available with armcaps in self-skinned urethane (SSU).
- Use the features available on Global's adjustable arms to accommodate your ergonomic requirements.

THE VARI-WIDTH ARM FEATURES MAXIMUM COMFORT WHILE ENABLING YOU TO MAINTAIN TOP PRODUCTIVITY LEVELS.

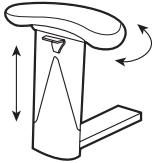
## VARI-WIDTH



Easy to use levers enable you to adjust the distance between armrests quickly and simply. An ergonomic feature, Vari-Width maximizes shoulder support as it accommodates the specific width requirements of each user.

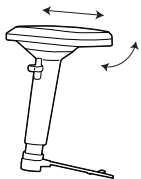
- Metal adapter plates provide width adjustability. One adapter plate is attached under each side of the seat. Arms are inserted into the adapter plates.
- Arms extend outward up to 2" on each side. A lever locks each arm in any position.
- Vari-Width is available only with Global's height adjustable arms. The arm chart (on the following pages) specifies all arm options available for the Vari-Width series. Vari-Width is standard on many chairs; they can also be retroactively installed on chairs.
- When ordering, please specify series, arm and (WA) ie. Yorkdale 2331 (3N) and (WA). When ordering as retrofit, please specify 2280-WA.

## ROTATING ARMCAPS



Rotating armcaps articulate inward and/or outward. This positions the arm to support mousing or keyboarding activities. Rotating armcaps can also be used to narrow the space between the arms for slender people seeking arm support while keyboarding.

## SLIDING ARMCAPS



Select arms have sliding armcaps. They can slide over top of the seat to narrow the space between the arms for smaller users. Sliding armcaps also slide forward for arm support for larger users or slide to the rear allowing slender users to sit closer to their worksurface.

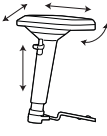
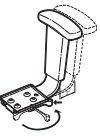
SERIES	STATUS	ARM	DESCRIPTION	UPCHARGE
ASPEN	STD	AS	Height adjustable arm, sliding armcap	-
	OPT	G5	Height adjustable arm, locking sliding/rotating armcap	\$0
AURORA	STD	3P	Height adjustable arm, waterfall edge armcap	-
	OPT	G5	Height adjustable arm, locking sliding/rotating armcap	\$31
	OPT	G6	Low rise height adjustable arm, locking sliding/rotating armcap	\$31
	OPT	T6	Height adjustable arm, sliding/360° rotating armcap	\$101
ECHO	STD	3P	Height adjustable arm, waterfall edge armcap	-
	OPT	C	Nylon fixed height "C" arm, urethane armcap	\$31
	OPT	CA	Aluminum fixed height "C" arm, urethane armcap	\$141
	OPT	G5	Height adjustable arm, locking sliding/rotating armcap	\$31
	OPT	G6	Low rise height adjustable arm, locking sliding/rotating armcap	\$31
	OPT	T6	Height adjustable arm, sliding/360° rotating armcap	\$101
ENTERPRISE	STD	TD	Height adjustable arm, teardrop armcap	-
	OPT	G5	Height adjustable arm, locking sliding/rotating armcap	\$31
	OPT	G6	Low rise height adjustable arm, locking sliding/rotating armcap	\$31
G1 ERGO SELECT	STD	G5	Height adjustable arm, locking sliding/rotating armcap	-
	OPT	G6	Low rise height adjustable arm, locking sliding/rotating armcap	\$0
	OPT	H1	G1 height adjustable arm, sliding/rotating armcap	\$66
	OPT	H2	G1 height adjustable arm, wide sliding/rotating armcap	\$106
	OPT	C	Nylon fixed height "C" arm, urethane armcap	\$0
	OPT	CA	Aluminum fixed height "C" arm, urethane armcap	\$111
	OPT	T6	Height adjustable arm, sliding/360° rotating armcap	\$71
GRANADA	STD	3N	Height adjustable arm, Luxcurve armcap	-
	OPT	G5	Height adjustable arm, locking sliding/rotating armcap	\$70
	OPT	G6	Low rise height adjustable arm, locking sliding/rotating armcap	\$70
	OPT	T6	Height adjustable arm, sliding/360° rotating armcap	\$140
GRANADA DELUXE	STD	3B	Height adjustable arm, urethane armcap	-
	OPT	G5	Height adjustable arm, locking sliding/rotating armcap	\$31
	OPT	G6	Low rise height adjustable arm, locking sliding/rotating armcap	\$31
	OPT	T6	Height adjustable arm, sliding/360° rotating armcap	\$101
GRAPHIC	STD	G4	Height adjustable arm, sliding armcap	-
	OPT	G5	Height adjustable arm, locking sliding/rotating armcap	\$0
LOOVER	STD	G5	Height adjustable arm, locking sliding/rotating armcap	-
	OPT	G6	Low rise height adjustable arm, locking sliding/rotating armcap	\$0
	OPT	C	Nylon fixed height "C" arm, urethane armcap	\$0
	OPT	CA	Aluminum fixed height "C" arm, urethane armcap	\$111
	OPT	T6	Height adjustable arm, sliding/360° rotating armcap	\$71
MALAGA	STD	TD	Height adjustable arm, teardrop armcap	-
	OPT	G5	Height adjustable arm, locking sliding/rotating armcap	\$31
	OPT	G6	Low rise height adjustable arm, locking sliding/rotating armcap	\$31
	OPT	T6	Height adjustable arm, sliding/360° rotating armcap	\$101
OBUSFORME	STD	G3	Height adjustable arm, sliding/rotating armcap	-
	OPT	G2	Low rise height adjustable arm, sliding/rotating armcap	\$0
	OPT	G5	Height adjustable arm, locking sliding/rotating armcap	\$0
	OPT	G6	Low rise height adjustable arm, locking sliding/rotating armcap	\$0
	OPT	G7	Height adjustable arm, wide sliding/rotating armcap	\$0
	OPT	G8	Low rise height adjustable arm, wide sliding/rotating armcap	\$0
	OPT	T6	Height adjustable arm, sliding/360° rotating armcap	\$71
OBUSFORME COMFORT	STD	G3	Height adjustable arm, sliding/rotating armcap	-
	OPT	G2	Low rise height adjustable arm, sliding/rotating armcap	\$0
	OPT	G5	Height adjustable arm, locking sliding/rotating armcap	\$0
	OPT	G6	Low rise height adjustable arm, locking sliding/rotating armcap	\$0
	OPT	G7	Height adjustable arm, wide sliding/rotating armcap	\$0
	OPT	G8	Low rise height adjustable arm, wide sliding/rotating armcap	\$0
	OPT	T6	Height adjustable arm, sliding/360° rotating armcap	\$71
OBUSFORME COMFORT XL	STD	G3	Height adjustable arm, sliding/rotating armcap	-
	OPT	G2	Low rise height adjustable arm, sliding/rotating armcap	\$0
	OPT	G5	Height adjustable arm, locking sliding/rotating armcap	\$0
	OPT	G6	Low rise height adjustable arm, locking sliding/rotating armcap	\$0
	OPT	G7	Height adjustable arm, wide sliding/rotating armcap	\$0
	OPT	G8	Low rise height adjustable arm, wide sliding/rotating armcap	\$0
	OPT	T6	Height adjustable arm, sliding/360° rotating armcap	\$71

# ARM SELECTIONS











SERIES	STATUS	ARM	DESCRIPTION	UPCHARGE
SAXON	STD	VL	Swing away height adjustable arm, urethane armcap	-
	OPT	G5	Height adjustable arm, locking sliding/rotating armcap	\$0
	OPT	G6	Low rise height adjustable arm, locking sliding/rotating armcap	\$0
SCORE	STD	3M	Height adjustable arm, concave oval armcap	-
	OPT	G5	Height adjustable arm, locking sliding/rotating armcap	\$31
	OPT	G6	Low rise height adjustable arm, locking sliding/rotating armcap	\$31
	OPT	WA	Width adjustable arm extensions	\$84
SPRITZ	STD	G4	Height adjustable arm, sliding armcap	-
	OPT	C	Nylon fixed height "C" arm, urethane armcap	\$0
	OPT	CA	Aluminum fixed height "C" arm, urethane armcap	\$111
	OPT	G5	Height adjustable arm, locking sliding/rotating armcap	\$0
	OPT	G6	Low rise height adjustable arm, locking sliding/rotating armcap	\$0
	OPT	T6	Height adjustable arm, sliding/360° rotating armcap	\$71
	OPT	WA	Width adjustable arm extensions	\$84
SUPRA-X	STD	SC	Height adjustable arm, oval armcap	-
	OPT	G5	Height adjustable arm, locking sliding/rotating armcap	\$31
	OPT	G6	Low rise height adjustable arm, locking sliding/rotating armcap	\$31
SYNOPSIS	STD	3B	Height adjustable arm, urethane armcap	-
	OPT	G5	Height adjustable arm, locking sliding/rotating armcap	\$31
	OPT	G6	Low rise height adjustable arm, locking sliding/rotating armcap	\$31
	OPT	T6	Height adjustable arm, sliding/360° rotating armcap	\$101
TRITEK ERGO SELECT (GENEROUS SEAT)	STD	G3	Height adjustable arm, sliding/rotating armcap	-
	OPT	G2	Low rise height adjustable arm, sliding/rotating armcap	\$0
	OPT	G5	Height adjustable arm, locking sliding/rotating armcap	\$0
	OPT	G6	Low rise height adjustable arm, locking sliding/rotating armcap	\$0
	OPT	G7	Height adjustable arm, wide sliding/rotating armcap	\$0
	OPT	G8	Low rise height adjustable arm, wide sliding/rotating armcap	\$0
	OPT	T6	Height adjustable arm, sliding/360° rotating armcap	\$71
TRITEK ERGO SELECT (STANDARD/PETITE SEAT)	STD	G2	Low rise height adjustable arm, sliding/rotating armcap	-
	OPT	G3	Height adjustable arm, sliding/rotating armcap	\$0
	OPT	G5	Height adjustable arm, locking sliding/rotating armcap	\$0
	OPT	G6	Low rise height adjustable arm, locking sliding/rotating armcap	\$0
	OPT	G7	Height adjustable arm, wide sliding/rotating armcap	\$0
	OPT	G8	Low rise height adjustable arm, wide sliding/rotating armcap	\$0
TRIUMPH	STD	G1	Height adjustable arm, sliding/rotating armcap	-
	OPT	G5	Height adjustable arm, locking sliding/rotating armcap	\$0
	FUTURE STD	G4	Height adjustable arm, sliding armcap	-
TRUFORM	STD	SC	Height adjustable arm, oval armcap	-
	OPT	C	Nylon fixed height "C" arm, urethane armcap	\$31
	OPT	CA	Aluminum fixed height "C" arm, urethane armcap	\$141
	OPT	G5	Height adjustable arm, locking sliding/rotating armcap	\$31
	OPT	G6	Low rise height adjustable arm, locking sliding/rotating armcap	\$31
	OPT	T6	Height adjustable arm, sliding/360° rotating armcap	\$101
TYE	STD	3N	Height adjustable arm, Luxcurve armcap	-
	OPT	G5	Height adjustable arm, locking sliding/rotating armcap	\$70
	OPT	G6	Low rise height adjustable arm, locking sliding/rotating armcap	\$70
	OPT	WA	Width adjustable arm extensions	\$84
VION	STD	AS	Height adjustable arm, sliding armcap (Chrome: AC / Fog: FA, FC)	-
	STD	ZT	Swing away/folding, height adjustable arm (not available on petite seat)	-
	OPT	AF	Height adjustable arm, fixed armcap (Chrome: AD / Fog: FF, CF)	\$0
	OPT	C	Nylon fixed height "C" arm, urethane armcap (Fog: CC)	\$0
	OPT	CA	Aluminum fixed height "C" arm, urethane armcap	\$111
	OPT	G5	Height adjustable arm, locking sliding/rotating armcap	\$0
	OPT	G6	Low rise height adjustable arm, locking sliding/rotating armcap	\$0
	OPT	T6	Height adjustable arm, sliding/360° rotating armcap	\$72
YORKDALE	STD	3N	Height adjustable arm, Luxcurve armcap	-
	OPT	G5	Height adjustable arm, locking sliding/rotating armcap	\$70
	OPT	G6	Low rise height adjustable arm, locking sliding/rotating armcap	\$70

## OPTIONAL ARMS

Purchased separately from the chair. Cost listed below arm descriptions. Refer to chart for series compatibility.

 <p><b>AS</b> Height adjustable T-arm. Self-skinned urethane (SSU) armcap slides forward &amp; backward. For non-sliding armcap, specify (AF). <b>\$189</b></p>	 <p><b>C</b> Black nylon fixed "C" arm with self-skinned urethane (SSU) armcap. <b>\$189</b>  For polished aluminum version of C arm, specify (CA). <b>\$300</b></p>	 <p><b>GL</b> Height adjustable T-arm. Self-skinned urethane (SSU) armcap slides forward &amp; backward. <b>\$189</b></p>	 <p><b>G1</b> Height and width adjustable T-arm. Rectilinear self-skinned urethane (SSU) armcap slides forward &amp; backward, side-to-side, rotates inward. <b>\$189</b></p>	 <p><b>G2</b> Special low rise version of G3 arm, positions 1" lower but retains all G3 functions. <b>\$189</b></p>
 <p><b>G3</b> Height and width adjustable T-arm. Curved self-skinned urethane (SSU) armcap slides forward &amp; backward, side-to-side, rotates inward. <b>\$189</b></p>	 <p><b>G4</b> Height adjustable T-arm. Self-skinned urethane (SSU) armcap slides forward &amp; backward. <b>\$189</b></p>	 <p><b>G5</b> Lockable, height and width adjustable T-arm. Self-skinned urethane (SSU) armcap slides forward &amp; backward, side-to-side, rotates inward &amp; outward. <b>\$189</b></p>	 <p><b>G6</b> Special low rise version of G5 arm, positions 1" lower but retains all G5 functions. <b>\$189</b></p>	 <p><b>G7</b> Special wide version of G3 arm, retains all G3 functions. <b>\$189</b></p>
 <p><b>G8</b> Special low rise version of G7 arm, positions 1" lower but retains all G7 functions. <b>\$189</b></p>	 <p><b>SC</b> Height adjustable forward swept arm. Oval soft touch self-skinned urethane (SSU) armcap. <b>\$158</b></p>	 <p><b>TD</b> Height adjustable T-arm. Teardrop shaped, soft touch self-skinned urethane (SSU) armcap. <b>\$158</b></p>	 <p><b>T6</b> Height adjustable T-arm. Self-skinned urethane (SSU) armcap slides forward &amp; backward, rotates 360°. 4" adjustment, highest position sits higher than standard arms. <b>\$260</b></p>	 <p><b>WA</b> Vari-Width metal adapter plate. Permits arms to extend outward up to 2" each side. Lever locks arm in position. <b>\$84</b></p>
 <p><b>ZT</b> Swing away/folding, height adjustable T-arm. Teardrop shaped, soft touch self-skinned urethane (SSU) armcap. <b>\$210</b></p>	 <p><b>3B</b> Height adjustable T-arm. Soft touch self-skinned urethane (SSU) armcap. <b>\$158</b></p>	 <p><b>3M</b> Height adjustable T-arm. Concave oval, soft touch self-skinned urethane (SSU) armcap. <b>\$158</b></p>	 <p><b>3N</b> Height adjustable T-arm. Luxcurve soft touch self-skinned urethane (SSU) armcap. <b>\$119</b></p>	 <p><b>3P</b> Height adjustable T-arm. Waterfall edge, soft touch self-skinned urethane (SSU) armcap. <b>\$158</b></p>
 <p><b>3R</b> Height adjustable T-arm. Concave oval, hard durometer self-skinned urethane (SSU) armcap. For abusive environments. <b>\$158</b></p>	 <p><b>4415R</b> Right hand tablet arm. Notepad sized 10.5"w x 21"l. Hinges up and folds to side. Black upright and tablet. For left hand, specify 4415L. <b>\$308</b></p>	 <p><b>4425R</b> Right hand tablet arm. Notepad sized 16"w x 21"l. Hinges up and folds to side. Black upright and tablet. For left hand, specify 4425L. <b>\$377</b></p>		






# CASTER SELECTIONS

	MODEL #	DESCRIPTION	COLOR	FLOORING	QUANTITY	LIST PRICE
	C1SET	<b>Universal carpet caster</b> 2" dual wheel caster, hooded, no collar.  Available on all bases.	Black	carpet	set of 5	<b>\$75</b>
	C7SET	<b>Slipper glide</b> Allows base to remain at caster height.  Available on all bases.	Black	any surface	set of 5	<b>\$75</b>
	C9RSET	<b>Universal hard floor caster</b> 2.5" dual wheel caster, hooded, no collar.  Available on all bases.	Black Grey urethane treads	vinyl, marble, hardwood	set of 5	<b>\$96</b>
	C10SET	<b>Integrated carpet caster</b> 2" dual wheel caster, hooded, large collar.  Available on Auburn, Concorde, Kate, Malaga and Saxon bases only.	Black	carpet	set of 5	<b>\$84</b>
	C10RSET	<b>Integrated hard floor caster</b> 2" dual wheel caster, hooded, large collar  Available on Auburn, Concorde, Kate, Malaga and Saxon bases only.	Black Grey urethane treads	vinyl, marble, hardwood	set of 5	<b>\$104</b>
	C14RSET	<b>Automatically locking caster</b> 2" dual wheel caster, steel hood, no collar. Brake activated while seated.  Available on all bases.	Black	any surface	set of 5	<b>\$314</b>
	C65SET	<b>Integrated carpet caster</b> 2" dual wheel caster, hooded, standard collar.  Available on all bases except those with slender ends like <b>(B5)</b> and Governor <b>(B7)</b> .	Black	carpet	set of 5	<b>\$75</b>
	C65RSET	<b>Integrated hard floor caster</b> 2" dual wheel caster, hooded, standard collar.  Available on all bases except those with slender ends like <b>(B5)</b> and Governor <b>(B7)</b> .	Black Grey urethane treads	vinyl, marble, hardwood	set of 5	<b>\$96</b>
	C66RSET	<b>Dual wheel roll resistant caster</b> 2" dual wheel caster, steel hood, standard collar. Roll resistance activated when not in use.  Available on all bases except those with slender ends like <b>(B5)</b> and Governor <b>(B7)</b> .	Black	any surface	set of 5	<b>\$141</b>
	C82SET	<b>Large carpet caster</b> 2.5" dual wheel caster, no hood no collar.  Available on all bases.	Black	carpet	set of 5	<b>\$75</b>

## CASTER NOTES:

- The casters shown above are sold in sets for replacement purposes. This price list can also be used to calculate the upcharge to change casters at time of ordering a chair. Optional casters may be priced higher than the standard casters for your chair and the difference will be charged. Lower priced casters will not be credited.
- All casters are not appropriate for all flooring surfaces. Please consult with your sales representative or Global Customer Service representative for special situations that can be verified with the caster manufacturer. Alternative casters, if needed, may require an upcharge.

# DUET AND POPCORN - GLIDE SELECTIONS

GLIDES	SURFACE	CARPET	VINYL SHEET	LVT	VCT	RUBBER	CORK	HARDWOOD	LAMINATE	CERAMIC TILE, STONE	MARBLE, GRANITE	CONCRETE
<b>NO GLIDE (XG)</b> 		●	NR	NR	NR	●	NR	NR	NR	NR	NR	NR
<b>CLEAR POLYCARBONATE GLIDE (CG)</b> 		●	NR	NR	NR	●	NR	NR	NR	NR	NR	●
<b>STAINLESS STEEL PAD ON POLYCARBONATE GLIDE (SG)</b> 		●	NR	NR	NR	●	NR	NR	NR	NR	NR	NR
<b>FELT PAD ON POLYCARBONATE GLIDE (FG)</b> 		NR	●	●	NR	NR	●	NR	●	NR	NR	NR
<b>RUBBER NO SLIP PAD ON POLYCARBONATE GLIDE (RG)</b> 		NR	●	●	●	NR	NR	●	●	●	●	NR

**NOTE:** The above is only a guideline based on clean and properly finished floors. Glides that are not recommended for use will not be covered by Global's Limited Lifetime Warranty. Site conditions can dramatically affect how appropriate a glide is for any application. Regular inspection of glides is critical to preventing floor damage. See descriptions below.

● = BEST FOR APPLICATION

NR = NOT RECOMMENDED FOR USE

**NO GLIDE (XG):** The plain Chrome sled based frame slides easily and silently over carpeted surfaces. Note: do not use in damp areas.

**CLEAR POLYCARBONATE GLIDE (CG):** The polycarbonate glide is easy to move over most flooring. It does not leave marks and it reduces noise on hard surfaces.

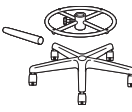
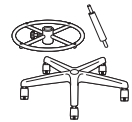
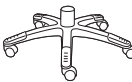

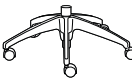

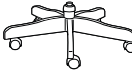
**STAINLESS STEEL PAD ON POLYCARBONATE GLIDE (SG):** The stainless steel bottomed glide slides easily. It is extremely durable, reduces floor contact and noise on hard surfaces.

**FELT PAD ON POLYCARBONATE GLIDE (FG):** The felt bottomed glide moves silently and smoothly on hard surface flooring. Helps to prevent floor damage.

**RUBBER NO SLIP PAD ON POLYCARBONATE GLIDE (RG):** The rubber bottomed glide is slip-resistant. It grips flooring, reduces movement, scratching and eliminates noise.







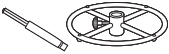



\* Glides with felt pads (FG) and rubber pads (RG) are also available on four-legged guest chairs in the following series: Caprice, Comet, Diplomat, Lite, Locust, Sidero, Sonic, Supra, Twilight and Vion. Glide and flooring surface combinations follow the recommendations above.

# BASE SELECTIONS

MODEL #	MODEL NAME	LIST PRICE
 2241	<b>Stool conversion kit</b> Includes extension hub for chair's existing pneumatic cylinder, raises seat height by 8 inches. Height adjustable Chrome footrest (18" diameter). Injection molded base in Black only (26.5" diameter). To ensure stability, this kit is recommended for use with task chairs only.	<b>\$252</b>
 2243	<b>Stool conversion kit</b> Includes 10" pneumatic cylinder. Approximate seat height of 24" to 34". Height adjustable Chrome footrest (18" diameter). Provides footrest travel of 8" to 16" above the floor. Injection molded base in Black only (26.5" diameter). To ensure stability, this kit is recommended for use with task chairs only.	<b>\$286</b>
 B2	<b>Aluminum base with Black end guards</b> Polished aluminum five prong base. Shipped complete with standard (C1) carpet casters. For hard surfaces, please specify (C9R). Add \$21.  Replacement cost \$271. Upcharge over Black nylon base \$131.	<b>\$271</b>
 B4M	<b>Oval wood base steel frame</b> Oval style wood-capped steel base. Genuine maple faced veneers and solids. See Seating Finishes - Wood in the Textiles and Finishes section. Please specify. Shipped complete with standard (C1) carpet casters. For hard surfaces, please specify (C9R). Add \$21.  Replacement cost \$271. Upcharge over Black nylon base \$131.	<b>\$271</b>
 B5A	<b>Aluminum high spider base</b> Polished aluminum high arch spider base. Shipped complete with standard (C1) carpet casters. For hard surfaces, please specify (C9R). Add \$21.  Replacement cost \$271. Upcharge over Black nylon base \$131.	<b>\$271</b>
 B7A	<b>Governor base</b> Polished aluminum medium rise base. Shipped complete with standard (C1) carpet casters. For hard surfaces, please specify (C9R). Add \$21.  Replacement cost \$199. Upcharge over Black nylon base \$131.	<b>\$199</b>
 TRADITIONAL BASE	<b>Traditional wood capped base</b> Traditional style wood-capped steel base. Genuine maple faced veneers and solids. See Seating Finishes - Wood in the Textiles and Finishes section. Please specify. Shipped complete with standard (C1) carpet casters. For hard surfaces, please specify (C9R). Add \$21.  Replacement cost \$307. Upcharge over Black nylon base \$184.	<b>\$307</b>

**Note:** Base diameter, trim components and model number may differ for various seating products. Please contact Global Customer Service.



	MODEL #	MODEL NAME
	3G	<b>3" cylinder, 360° swivel</b> Soft Descent™ pneumatic lift cylinder with 3 inch travel range. This lift may not be usable on synchro-tilter (-0) and multi-tilter (-3) mechanisms due to operational interference with controls.
	4F	<b>Fixed height 360° swivel spindle #4</b> Fixed height, swivel only. Seat height is determined by the spindle length which is preset at the factory and cannot be changed.
	4L	<b>4" cylinder, 360° swivel, low rise</b> Soft Descent™ low rise, pneumatic lift cylinder with 4 inch travel range.
	5F	<b>Fixed height 360° swivel spindle #5</b> Fixed height, swivel only. Seat height is determined by the spindle length which is preset at the factory and cannot be changed.
	5L	<b>5" cylinder, 360° swivel, low rise</b> Soft Descent™ low rise, pneumatic lift cylinder with 5 inch travel range.
	7G	<b>7" cylinder, 360° swivel</b> Soft Descent™ pneumatic lift cylinder with 7 inch travel range. Lift allows most users to sit at both desk and counter heights. Seats may be too tall for shorter users at desk height.
	7R	<b>7" cylinder, 360° swivel with 20° Chrome footrest</b> Soft Descent™ pneumatic lift cylinder with 7 inch travel range and adjustable footrest. Lift allows most users to sit at both desk and counter heights. Seats may be too tall for shorter users at desk height (refer to cylinder chart on page 344).
	SC	<b>Self-centering, height auto-return, 360° swivel cylinder</b> Return-to-center and return-to-height pneumatic height adjust cylinder with 2 inch travel range. Chair swivels back to face the original direction so groups of chairs remain aligned. The seat height may be lowered by occupant. Chair returns to the maximum seat height when user exits the chair.
	SH	<b>Height auto-return, 360° swivel</b> Return-to-height pneumatic height adjust cylinder with 2 inch travel range. The seat height may be lowered by occupant. Chair returns to the maximum seat height when user exits the chair.
	SN	<b>Height auto-return, non-swivel</b> Return-to-height pneumatic height adjust cylinder with 2 inch travel range. The seat height may be lowered by occupant. Chair returns to the maximum seat height when user exits the chair. Lift does not swivel.

## CYLINDER NOTES:

- All cylinders are not appropriate for all mechanisms. Please refer to the following chart for compatibility and effect on minimum seat height.
- For cylinder upcharges and replacement costs, please contact Customer Service.

# CYLINDER SELECTIONS

SERIES	CYLINDER	STD	3G	4L	4F	5L	5F	7G	7R	SC	SH	SN
	Mechanism											
ACCORD	-2	4L	NA	STD	NA	+ 1.5	NA	+ 1.0	NA	NA	NA	NA
	-4	4G*	NA	NA	+ 0.5	NA	+ 1.0	+ 1.0	NA	+ 1.5	+ 1.5	+ 1.5
ASPEN	-3	4L	- 0.75	STD	NA	+ 1.5	NA	+ 2.0	NA	NA	NA	NA
G1 ERGO SELECT	-0	4L	NA	STD	NA	+ 1.5	NA	NA	NA	NA	NA	NA
	-3, -8	4L	- 0.75	STD	NA	+ 1.5	NA	+ 2.0	NA	NA	NA	NA
G20		5L	- 2.25	- 1.5	NA	STD	NA	+ 1.0	NA	NA	NA	NA
GRANADA DELUXE	-2, -3	4L	NA	STD	NA	+ 1.5	NA	+ 2.0	NA	NA	NA	NA
	-5	4L	- 0.75	STD	NA	+ 1.5	NA	+ 2.0	NA	NA	NA	NA
	-3	4L	- 0.75	STD	NA	+ 1.5	NA	+ 2.0	NA	NA	NA	NA
LOOVER	-4	5L	- 2.25	- 1.5	NA	STD	+ 1.0	+ 1.0	+ 1.0	+ 1.75	+ 1.75	+ 1.75
	-8	5L	- 2.25	- 1.5	NA	STD	+ 1.0	+ 1.0	+ 1.0	+ 2.0	+ 2.0	+ 2.0
	-2	4L	NA	STD	NA	+ 1.5	NA	NA	NA	NA	NA	NA
LURAY	-4	5L	NA	- 1.5	+ 0.5	STD	+ 1.0	+ 1.0	NA	+ 1.5	+ 1.5	+ 1.5
	-1, -4	5L	- 2.25	- 1.5	NA	STD	NA	+ 1.0	NA	NA	NA	NA
MALAGA	-2, -3	5L	NA	- 1.5	NA	STD	NA	+ 1.0	NA	NA	NA	NA
		5L	- 2.25	- 1.5	NA	STD	NA	+ 1.0	NA	NA	NA	NA
NOVELLO		5L	- 2.25	- 1.5	NA	STD	NA	+ 1.0	NA	NA	NA	NA
OBUSFORME COMFORT	-2, -3	4L	NA	STD	NA	+ 1.5	NA	+ 2.0	NA	NA	NA	NA
	-5	4L	- 0.75	STD	NA	+ 1.5	NA	NA	NA	NA	NA	NA
PREFER		4G*	- 1.75	- 1.25	+ 0	+ 0.25	+ 1.0	+ 0.75	+ 0.75	NA	NA	NA
ROMA		4L*	- 0.75	STD	NA	+ 1.5	+ 2.5	+ 2.0	NA	+ 2.0	+ 2.0	+ 2.0
SORA	-8	4L	- 0.75	STD	NA	+ 1.5	NA	+ 2.0	+ 2.0	NA	NA	NA
SUPRA-X	-1, -4, -5	5L	- 2.25	- 1.5	NA	STD	NA	+ 1.0	NA	NA	NA	NA
	-3	5L	NA	- 1.5	NA	STD	NA	+ 1.0	NA	NA	NA	NA
SYNOPSIS	-3	5L	NA	- 1.5	NA	STD	NA	+ 1.0	NA	NA	NA	NA
	-4	5L	- 2.25	- 1.5	NA	STD	+ 1.0	+ 1.0	NA	+ 2.25	+ 2.25	+ 2.25
	-3	4L	NA	STD	NA	+ 1.5	NA	+ 2.0	NA	NA	NA	NA
TRITEK ERGO SELECT - PETITE SEAT	-5	4L	- 0.5	STD	NA	+ 1.5	NA	+ 2.0	NA	NA	NA	NA
	-3	5L	NA	- 1.5	NA	STD	NA	+ 1.0	NA	NA	NA	NA
	-5	5L	- 2.25	- 1.5	NA	STD	NA	+ 1.0	NA	NA	NA	NA
- STANDARD SEAT	-3	5L	NA	- 1.5	NA	STD	NA	+ 1.0	NA	NA	NA	NA
	-5	5L	- 2.25	- 1.5	NA	STD	NA	+ 1.0	NA	NA	NA	NA
- GENEROUS SEAT	-3	5G	NA	- 2.25	NA	- 1.0	NA	+ 2.0	NA	NA	NA	NA
	-5	5G	- 2.75	- 2.25	NA	- 1.0	NA	+ 2.0	NA	NA	NA	NA
TRIUMPH	-3, -8	4L*	- 0.75	STD	NA	+ 1.5	NA	+ 2.0	NA	NA	NA	NA
TRUFORM	-0	5L	NA	- 1.5	NA	STD	NA	NA	NA	NA	NA	NA
	-1, -3, -4, -5	5L	NA	- 1.5	NA	STD	NA	+ 1.0	NA	NA	NA	NA
	-8	5L	- 2.25	- 1.5	NA	STD	NA	+ 1.0	NA	NA	NA	NA
VION	-3	5L	- 2.25	- 1.5	NA	STD	NA	+ 1.0	+ 1.0	+ 1.75	+ 1.75	+ 1.5
	-4	5L	- 2.25	- 1.5	NA	STD	+ 1.0	+ 1.0	+ 1.0	+ 1.0	+ 1.0	+ 1.5
	-8	5L	- 2.25	- 1.5	NA	STD	+ 0.5	+ 1.0	NA	NA	NA	+ 1.5

**NOTE:** CHART VALUES INDICATE CHANGE FROM STANDARD MINIMUM SEAT HEIGHT (IN INCHES).  
 3G AND 7G CYLINDERS ARE NOT AVAILABLE FOR USE WITH THE -0 SYNCHRO-TILT MECHANISM.  
 CYLINDER OPTIONS DO NOT APPLY TO "HEAVY DUTY/24 HR" OR "SPECIALTY" SECTION PRODUCTS. THEIR WARRANTY RELIES ON THE FEATURES OF THE SPECIFIED STANDARD CYLINDER.  
 \*SPECIAL CYLINDER