

**Filing + Storage**

Pricing effective January 1, 2023 - Canada

Revised July 15, 2024



PRICE LIST  
**filing + storage**



# think global

## THE GLOBAL EDGE

### ERGONOMICS IN THE OFFICE

- Full range of ergonomically designed workplace, healthcare and office furniture with competitive pricing and built-in value.

### STRENGTH AND STABILITY

- Established in 1966.
- One of North America's largest office furniture manufacturers.
- Manufacturing and showrooms worldwide.

### QUICK SHIP PROGRAM

- Global's Quick Ship program offers the most comprehensive product offering across Canada.
- While we offer many additional products in a wide array of styles and colors, many items will be available to ship to you in as little as two days.

### STRONG LOCAL REPRESENTATION

- Service and expert advice where you are, when you need it!

### MANUFACTURING CAPABILITY

- Vertical integration ensures "start to finish" control.
- Ongoing research and investment in new, innovative production technology.

### QUALITY ASSURANCE

- The quality program is registered to ISO 9001.
- On-site furniture testing facility.
- Products and components are tested to meet or exceed ANSI/BIFMA standards.
- Products backed by Global's Limited Lifetime Warranty.

### ENVIRONMENTAL COMMITMENT

- Continuous development of "earth friendly" programs.
- One of the first molded foam manufacturers to create ozone-friendly, CFC and HFC-free processes.
- Many seat and back pans are made from recyclable plastics and wood waste, enabling little waste and cost effective products.

# TABLE OF CONTENTS

## WORKPLACE

FILING + STORAGE	FILING + STORAGE (cont'd)	REFERENCE
File Buddy.....15	Vertical files .....26	Key List Form.....75
Lateral files.....6	Vertical file specifications.....28	Textiles and Finishes.....68
Prime Series.....10	2600 Series .....30	Terms and Conditions.....72
9300 Series .....16	2600P Series .....32	Lifetime Warranty.....76
9300P Series .....18	Vertical file accessories .....34	Index.....77
Lateral file specifications.....7	Wardrobes.....67	
Lateral file accessories .....13, 19		
Lateral file tops .....14		
Pedestals.....21		
Prime Series .....21		
9300 Series .....22		
9300P Series .....24		
Personal lockers .....35		
Prime Series .....35		
Personal towers .....59		
Prime Series .....59		
9300P Series .....61		
Storage cabinets.....62		
Prime Series .....62		
9300 Series .....65		
9300P Series .....65		

**FILING + STORAGE**

Lateral files.....6

    Prime Series .....10

    9300 Series .....16

    9300P Series .....18

Pedestals.....21

    Prime Series .....21

    9300 Series .....22

    9300P Series .....24

Personal towers .....59

    Prime Series .....59

    9300P Series .....61

Storage cabinets.....62

    Prime Series .....62

    9300 Series .....65

    9300P Series .....65

Lateral file accessories .....13, 19

Personal lockers .....35

    Prime Series .....35

Vertical files .....26

    2600 Series .....30

    2600P Series .....32

Wardrobes.....67

# filing and storage



Lateral files 6



Pedestals 21



Personal lockers 35



Personal towers 59



Vertical files 26



Storage cabinets 62



Wardrobes 67



File Buddy 15



Global's wide variety of lateral files can satisfy every price point and individual style. Choose from center or full pulls, fixed or receding drawer fronts, various size drawer openings and a range of colors to coordinate with any office.

### Prime Series

Premium products preconfigured to suit your needs. Features fixed front or receding doors with full integrated pulls and fully welded case construction to deliver superior strength and clean aesthetics. Select configurations available with extra large openings to accommodate binders as well as posting shelves. Premium steel construction with full extension ball bearing suspension system on all drawers. Drawers accommodate legal, letter or A4 file sizes in front-to-back and side-to-side orientation. Interlock system allows only one drawer to open at a time. Anti-bounce back safety feature prevents drawers from sliding open.

### 9300 Series

Features a center pull and seamless welded corners to provide lasting strength and durability. Available with both fixed or receding doors.

### 9300P Series

Features a looped full pull for convenient opening and upscale appearance. Smooth, seamless welded corners provide lasting strength and durability. Available with both fixed or receding doors.

### Features and Benefits

- Standard locks with removable cores for keying alike.
- Standard lock bars on both sides of cabinet provide increased security.
- Positive interlocking system prevents tipping by allowing only one drawer to open at a time.
- Full extension ball bearing suspensions.
- Select openings are large enough to accommodate standard 3-ring binders.
- Side-to-side hanging file bars included for filing letter or legal size documents.
- Standard leveling glides ensure drawers are easy to open.
- Earth friendly electrostatically applied coating protects the environment and provides a durable finish.
- Available in a range of colors, including special paint finishes - see notes for details.



Core removable cam locks are standard.



Leveling glides keep the file case true ensuring easy open drawers.



Full depth shelves for legal documents.

## DESIGN AND CONSTRUCTION FEATURES OF 9300, 9300P FILES

- **THE LETTER "P" IN THE MODEL NUMBER DESIGNATES FULL PULL MODELS.** All other models have recessed center pulls.
- An earth friendly electrostatically applied coating protects the environment and provides a durable finish.
- Internal steel corner gussets increase strength and rigidity.
- Case construction combines spot and mig welding for greater durability. Top cap stiffener included for added strength.
- Indents on cabinet sides show ganging locations.
- Standard locks have removable cores for keying alike or later modification in your office. *Core removal keys are available; please contact your Global Customer Service representative.*
- **STANDARD LOCK BARS ARE ON BOTH SIDES OF CABINET, PROVIDING INCREASED SECURITY.**
- Positive interlocking system is integrated into each suspension allowing only one drawer to be opened at a time.
- Full extension ball bearing suspensions with built-in feature prevent drawer bounce back and creepage.
- "B" OPENINGS: refer to binder height openings.
- "B" OPENINGS (with receding doors) will accommodate letter, legal and A4 hanging folders, plus STANDARD THREE RING BINDERS.
- "B" OPENINGS (with fixed drawer fronts) will accommodate letter, legal and A4 hanging folders, plus EDP SUSPENDED DATA BINDERS.
- "L" OPENINGS: refer to letter height openings.
- "L" OPENINGS (with receding doors or fixed drawer fronts) will accommodate letter, legal or A4 hanging file folders.
- Receding doors slide easily into cabinet.
- Pull-out shelves have a rolled front edge. Fixed shelves (custom order only) have a flat front edge for easier material retrieval.
- **Interior drawer parts and all accessories** are EFC (environmentally friendly color - a variable charcoal-like color as a result of the use of recycled finishing materials).
- Side-to-side hanging file bars are included in standard configurations and are fully assembled. These can be positioned for letter or legal materials.
- Four adjustable leveling glides are easily accessible from inside the cabinet to assist in quick and proper installation.
- For environmental certification, please visit [globalfurnituregroup.com](http://globalfurnituregroup.com).
- Lifetime Warranty.
- Counterweights are available. Please contact your Global Sales Representative for further information.

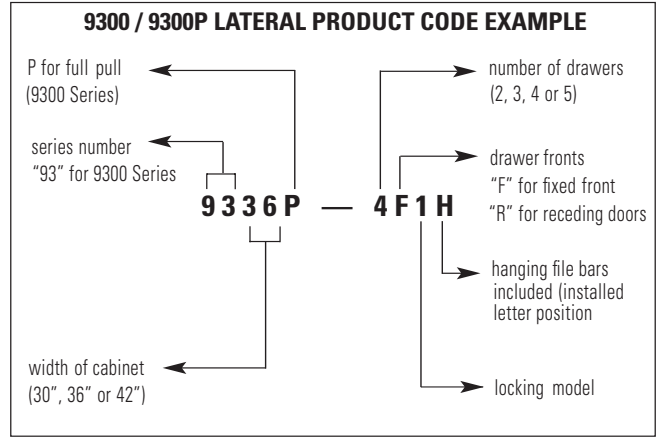
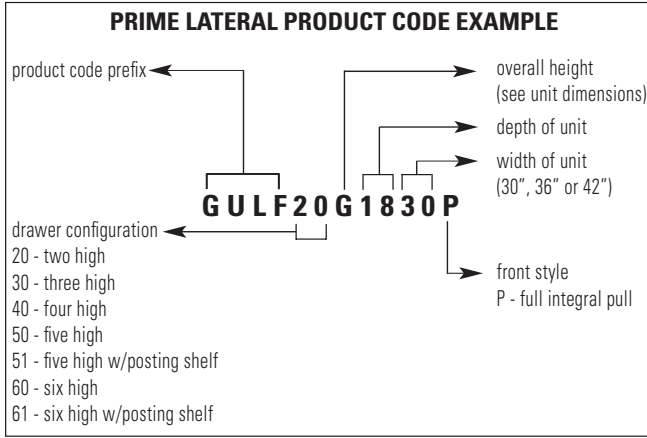
LATERAL FILE SERIES	PRIME	9300	9300P
<b>CONSTRUCTION</b>			
Top stiffener bar	•	•	•
Corner gussets for increased strength	integrated	•	•
Central locking system with core removable cam locks included	•	•	•
Leveling glides (accessible from inside cabinet)	•	•	•
Counterweights (required in all heights/widths and must be factory installed)	optional	optional	optional
Lock: key #, key alike, key differently	optional	optional	optional
<b>DRAWERS / SHELVES</b>			
Drawer interlocking system	•	•	•
3-stage anti-bounce back suspension	•	•	•
Side-to-side file bars, pre-installed (for letter & legal)	•	•	•
Front-to-back file bars	optional	optional	optional
Fixed front drawers	available	available	available
Receding doors, roll out shelves	optional	—	—
Fully receding doors (select models)	•	—	•
Plate dividers - full height drawers	optional	optional	optional
Plate dividers - half height drawers	optional	—	—
Posting shelf (restrictions apply) Not available on all cabinets	optional	—	—
Integrated center pull	—	•	—
Integrated full pull	•	—	•
Slotted, pull-out shelves with rolled edge	•	•	•
Integrated label holder	•	•	•
Gauge cold-rolled steel	18-22	18-22	18-22
<b>DRAWER HEIGHTS</b>			
Standard drawer heights (exterior) B = Big drawer L = Little drawer	as noted	<b>B - 13 5/16"</b> <b>L - 11 3/16"</b>	<b>B - 13 5/16"</b> <b>L - 11 3/16"</b>
Ring binder storage	restrictions apply	•	•
<b>SIZES / DIMENSIONS</b>			
Depth	18"	18"	18"
Widths	30", 36", 42"	30", 36", 42"	30", 36", 42"
Height - 1 1/2 drawer	21"	—	—
Height - 2 drawer	varies	27 1/8"	27 1/8"
Height - 3 drawer	varies	40 1/2"	40 1/2"
Height - 4 drawer	varies	54"	54"
Height - 5 drawer	varies	65 1/4"	65 1/4"
Height - 6 drawer	varies	-	-

LEGEND

- item is standard in selected series
- not available in selected series



# F LATERAL FILES - NOTES



## IMPORTANT ORDERING INFORMATION

- Hanging file bars (accessory model - HBF) are included with standard products. When ordering custom drawer configurations hanging file bars (HBF) must be ordered for each drawer.
- Factory installed counterweight is recommended for use in 30", 36" & 42" wide 2, 3, 4 & 5 drawer freestanding lateral files, counterweight option requires specifier selection.
- The following page describes the accessories needed to optimize various filing configurations.

## SPECIFICATIONS

- Specifications marked with an \* are applicable to only those products which have the \* symbol beside the product name.

## STANDARD PAINT FINISHES

BLK Black	BNE Bone	BGR Business Grey	CHR Charcoal	CLT Claret
DPT Desert Putty	DWT Designer White	FOG Fog	GRY Grey	ICE Ice
IVR Ivory	LGR Light Grey	MET Metro	MOS Moss	NVY Navy
NEV Nevada	OYS Oyster	SIL Silver	SKY Sky	STN Stone
SGR Storm Grey	TSA Tahiti Sand	TPE Taupe	TUN Tungsten*	WIL Willow

*\*10% upcharge applies to 9300/9300P series*

## TEXTURED PAINT FINISHES

BKC Black Coffee	BZD Blizzard	DCH Dark Chocolate	MCH Mocha	SDT Stonedust
------------------	--------------	--------------------	-----------	---------------

## SPECIAL PAINT FINISHES

- All special order colors must use **one** uniform color per series (example: 9300 Series laterals). Quantities of 1 to 10 add 10%; 11 or more **no upcharge**.
- Mica and Metallic finishes, add 10% upcharge.
- Special White finishes, add 10% upcharge.
- Tungsten finish, add 10% upcharge.
- ALL NON-STANDARD FINISHES MUST BE APPROVED BY GLOBAL BEFORE ANY ORDER WILL BE ACCEPTED. LONGER LEAD TIMES WILL APPLY.
- Thumb latches and handles limited to colors listed above. You must choose closest or contrasting color at the time of order for custom finishes.

## LOCKS

- Available as standard with random numbers, or with optional key alike or specified key numbers. Specify with key numbers 401 to 550 for Prime; all others W401 to W550. No upcharge. When individually keyed drawers selected for Prime series where applicable, upcharge applies and each interior drawer height clearance reduced by 0.5" per drawer.

## COUNTERWEIGHTS

- To meet ANSI/BIFMA standards for freestanding applications, counterweights are required. Must be factory installed.
















9300 and 9300P series									Prime series
30" wide	Upcharge	Added weight (lbs)	36" wide	Upcharge	Added weight (lbs)	42" wide	Upcharge	Added weight (lbs)	Upcharge
2H	<b>\$167</b>	38	2H	<b>\$206</b>	47	2H	<b>\$213</b>	47	varies  see individual product notes
3H	<b>\$147</b>	36	3H	<b>\$160</b>	36	3H	<b>\$184</b>	44	
4H	<b>\$107</b>	23	4H	<b>\$116</b>	28	4H	<b>\$147</b>	36	
5H	<b>\$32</b>	6	5H	<b>\$35</b>	6	5H	<b>\$37</b>	6	

## PRIME, 9300, 9300P - INTERIOR CLEAR OPENING WIDTH DIMENSIONS & FILING CAPACITIES

**30" WIDE CABINETS** 26 5/8"      **36" WIDE CABINETS** 32 5/8"      **42" WIDE CABINETS** 38 5/8"

Lateral files afford flexibility in filing configuration. Choose the best option based on materials to be filed and convenience for the user.

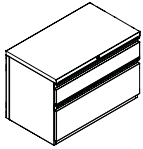
**Additional hanging folder supports or conversion kits may be necessary to achieve your desired drawer configuration.**

	Letter	Legal	EDP
<p><b>30" wide units</b> side-to-side</p> <p>side-to-side file bars are included in standard product</p>	 <p>Capacity - 26 5/8"</p>	 <p>Capacity - 26 5/8"</p>	 <p>Capacity - 26 9/16" <b>Need ONE pair EDPs</b></p>
	<p><b>30" wide units</b> front-to-back</p> <p><b>Not standard</b> see chart below to order corresponding front-to-back file bars per drawer</p>  <p>Prime - 30 1/2" 9300/9300P - 31 1/2" <i>Not recommended for openings with receding doors and roll-out shelves</i></p>	 <p>Prime - 15 1/4" + 10" side space 9300/9300P - 26 7/8" <i>Not recommended for openings with receding doors and roll-out shelves</i></p>	NOT AVAILABLE
<p><b>36" wide units</b> side-to-side</p> <p>side-to-side file bars are included in standard product</p>	 <p>Capacity - 32 5/8"</p>	 <p>Capacity - 32 5/8"</p>	 <p>Capacity - 32 5/8" <b>Need ONE pair EDPs</b></p>
	<p><b>36" wide units</b> front-to-back</p> <p><b>Not standard</b> see chart below to order corresponding front-to-back file bars per drawer</p>  <p>Prime - 30 1/2" + 6 1/2" side space 9300/9300P - 31 1/2" <i>Not recommended for openings with receding doors and roll-out shelves</i></p>	 <p>Prime - 30 1/2" 9300/9300P - 31 1/2" <i>Not recommended for openings with receding doors and roll-out shelves</i></p>	NOT AVAILABLE
<p><b>42" wide units</b> side-to-side</p> <p>side-to-side file bars are included in standard product</p>	 <p>Capacity - 38 5/8"</p>	 <p>Capacity - 38 5/8"</p>	 <p>Capacity - 38 5/8" <b>Need ONE pair EDPs</b></p>
	<p><b>42" wide units</b> front-to-back</p> <p><b>Not standard</b> see chart below to order corresponding front-to-back file bars per drawer</p>  <p>Prime - 45 3/4" 9300/9300P - 47 1/4" <i>Not recommended for openings with receding doors and roll-out shelves</i></p>	 <p>Prime - 30 1/2" + 6 1/2" side space 9300/9300P - 40 7/16" <i>Not recommended for openings with receding doors and roll-out shelves</i></p>	NOT AVAILABLE

		30"W	36"W	42"W
<b>File bars</b>	<b>Prime</b> side-to-side (included)	GULFA01	GULFA02	GULFA03
	<b>9300 / 9300P</b> side-to-side (included)	HBF30	HBF36	HBF42
<b>For front-to-back</b> filing orientation, add	<b>Prime</b>	GULFA0718 one pair per drawer	GULFA0718 one pair per drawer	GULFA0718 one pair per drawer
	<b>9300 / 9300P</b>	FBB one pair per drawer	HBF36 one pair per drawer	HBF42 one pair per drawer

# L PRIME LATERAL FILES

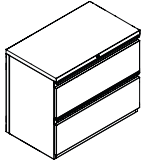
## PRIME - LATERAL FILES



**Box/File Lateral File**

MODEL #	DIMENSIONS W x D x H	WT/LB.	CUBIC FT.	LIST PRICE
GULPS0BF1830P	30 x 18 x 21	120	8	<b>\$1289</b>
GULPS0BF1836P	36 x 18 x 21	129.9	9.5	<b>\$1312</b>
GULPS0BF1842P	42 x 18 x 21	165.5	11.1	<b>\$1363</b>

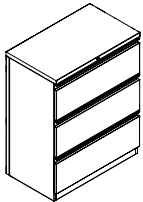
Fixed front drawers: top box drawer front 6.4"H (interior 5.8"H), bottom file drawer front 11.2"H (interior 10.8"H). Locking. Side-to-side hanging file bars included. Counterweight required for freestanding, **add \$410**. Key individual drawers optional, **add \$350**. Shipped assembled in 1 carton.



**2 High Lateral File**

GULF20G1830P	30 x 18 x 28	98.7	10.5	<b>\$1285</b>
GULF20G1836P	36 x 18 x 28	114.4	12.5	<b>\$1320</b>
GULF20G1842P	42 x 18 x 28	129.4	14.5	<b>\$1357</b>

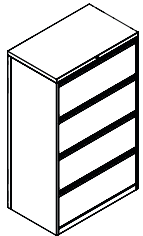
Fixed front file drawers: top drawer front 11.2"H (interior 10.6"H), bottom drawer front 13.6"H (interior 12.5"H). Locking. Side-to-side hanging file bars included. Counterweight required for freestanding, **add \$200** for 30"W and 36"W units; **add \$300** for 42"W unit. Key individual drawers optional, **add \$350**. Shipped assembled in 1 carton.



**3 High Lateral File**

GULF30G1830P	30 x 18 x 39.2	127.9	14.5	<b>\$1722</b>
GULF30G1836P	36 x 18 x 39.2	147.6	17.2	<b>\$1771</b>
GULF30G1842P	42 x 18 x 39.2	167.5	20	<b>\$1825</b>

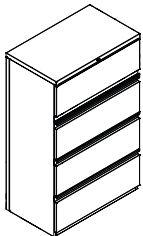
Fixed front file drawers: top and middle drawer fronts 11.2"H (interior 10.6"H), bottom drawer front 13.6"H (interior 12.5"H). Locking. Side-to-side hanging file bars included. Counterweight required for freestanding, **add \$200** for 30"W and 36"W units; **add \$300** for 42"W unit. Key individual drawers optional, **add \$705**. Shipped assembled in 1 carton.



**4 High Lateral File**

GULF40G1830P	30 x 18 x 49.6	159.1	18.2	<b>\$2156</b>
GULF40G1836P	36 x 18 x 49.6	183.4	21.6	<b>\$2223</b>
GULF40G1842P	42 x 18 x 49.6	208.5	25.1	<b>\$2289</b>

Fixed front file drawers: top drawer front 10.4"H (interior 9.8"H), second and third drawer fronts 11.2"H (interior 10.6"H), bottom drawer front 13.6"H (interior 12.5"H). Locking. Side-to-side hanging file bars included. Counterweight required for freestanding, **add \$200**. Key individual drawers optional, **add \$1055**. Shipped assembled in 1 carton.



**4 High Lateral File**

GULF40H1830P	30 x 18 x 53.6	171.9	19.6	<b>\$2156</b>
GULF40H1836P	36 x 18 x 53.6	198.2	23.3	<b>\$2223</b>
GULF40H1842P	42 x 18 x 53.6	225.3	27	<b>\$2289</b>

Top opening receding door + roll out shelf 14.4"H front - accepts binder height. Fixed front file drawers below: second and third drawer fronts 11.2"H (interior 10.6"H), bottom drawer front 13.6"H (interior 12.5"H). Locking. Side-to-side hanging file bars included. Counterweight required for freestanding, **add \$200**. Key individual drawers optional, **add \$1055**. Shipped assembled in 1 carton.

### Required specifications

Paint finish

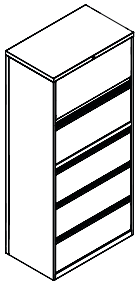
### Optional specifications

Counterweight (recommended for freestanding applications; must be factory installed)  
Key alike/key # (no upcharge)  
Key individual drawers (upcharge applies)

### Accessories

Front-to-back file bars  
Plate dividers


PRIME - LATERAL FILES MODEL # DIMENSIONS WT/LB. CUBIC FT. LIST PRICE



5 High Lateral File\*

	W x D x H			
GULF50P1830P	30 x 18 x 65.6	208.9	23.9	<b>\$2585</b>
GULF50P1836P	36 x 18 x 65.6	239.9	28.4	<b>\$2665</b>
GULF50P1842P	42 x 18 x 65.6	272.7	32.9	<b>\$2746</b>

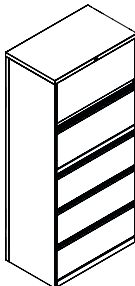
Top opening receding door + roll out shelf 14.4"H front - accepts binder height. Fixed front file drawers below: second, third and fourth drawer fronts 11.2"H (interior 10.6"H), bottom drawer front 13.6"H (interior 12.5"H). Locking. Side-to-side hanging file bars included. Counterweight required for freestanding, **add \$200**. Key individual drawers optional, **add \$1410**. Shipped assembled in 1 carton.



5 High Lateral File

GULF50G1830P	30 x 18 x 69.6	221.6	25.3	<b>\$2585</b>
GULF50G1836P	36 x 18 x 69.6	254.5	30.1	<b>\$2665</b>
GULF50G1842P	42 x 18 x 69.6	289.3	34.9	<b>\$2746</b>

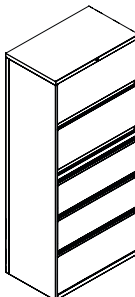
Top two opening receding door + roll out shelf 14.4"H front - accepts binder height. Fixed front drawers: third and fourth drawer fronts 11.2"H (interior 10.6"H), bottom drawer front 13.6"H (interior 12.5"H). Locking. Side-to-side hanging file bars included. Counterweight required for freestanding, **add \$200**. Key individual drawers not available. Shipped assembled in 1 carton.



5 High Lateral File w/Posting Shelf\*

GULF51P1830P	30 x 18 x 65.6	208.9	23.9	<b>\$2878</b>
GULF51P1836P	36 x 18 x 65.6	239.9	28.4	<b>\$2975</b>
GULF51P1842P	42 x 18 x 65.6	272.7	32.9	<b>\$3073</b>

Top opening receding door + roll out shelf 14.4"H front - accepts binder height. Fixed front drawers below: second, third and fourth drawer fronts 11.2"H (interior 10.6"H), bottom drawer front 13.6"H (interior 12.5"H). Posting shelf below second opening. Locking. Side-to-side hanging file bars included. Counterweight required for freestanding, **add \$200**. Key individual drawers optional, **add \$1410**. Shipped assembled in 1 carton.



5 High Lateral File w/Posting Shelf

GULF51G1830P	30 x 18 x 69.6	221.6	25.3	<b>\$2878</b>
GULF51G1836P	36 x 18 x 69.6	254.5	30.1	<b>\$2975</b>
GULF51G1842P	42 x 18 x 69.6	289.3	34.9	<b>\$3073</b>

Top two opening receding door + roll out shelf 14.4"H front - accepts binder height. Fixed front drawers: third and fourth drawer fronts 11.2"H (interior 10.6"H), bottom drawer front 13.6"H (interior 12.5"H). Posting shelf below second opening. Locking. Side-to-side hanging file bars included. Counterweight required for freestanding, **add \$200**. Key individual drawers not available. Shipped assembled in 1 carton.

**Required specifications**

Paint finish

**Optional specifications**

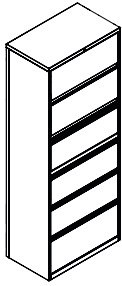
Counterweight (recommended for freestanding applications; must be factory installed)  
Key alike/key # (no upcharge)  
Key individual drawers\* (upcharge applies)

**Accessories**

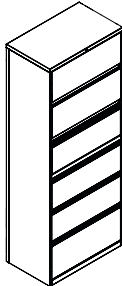
Front-to-back file bars  
Plate dividers

# L PRIME LATERAL FILES

## PRIME - LATERAL FILES



6 High Lateral File



6 High Lateral File w/Posting Shelf

MODEL #	DIMENSIONS	WT/LB.	CUBIC FT.	LIST PRICE
---------	------------	--------	-----------	------------

W x D x H

GULF60G1830P	30 x 18 x 77.6	247.4	28.1	<b>\$3197</b>
GULF60G1836P	36 x 18 x 77.6	283.8	33.5	<b>\$3295</b>
GULF60G1842P	42 x 18 x 77.6	322.9	38.8	<b>\$3390</b>

Top two opening receding door + roll out shelf 14.4"H front - accepts binder height. Fixed front file drawers: third, fourth and fifth drawer fronts 11.2"H (interior 10.6"H), bottom drawer front 13.6"H (interior 12.5"H). Locking. Counterweight required for freestanding, **add \$200**. Key individual drawers not available. Shipped assembled in 1 carton.

GULF61G1830P	30 x 18 x 77.6	247.4	28.1	<b>\$3490</b>
GULF61G1836P	36 x 18 x 77.6	283.8	33.5	<b>\$3605</b>
GULF61G1842P	42 x 18 x 77.6	322.9	38.8	<b>\$3717</b>

Top two opening receding door + roll out shelf 14.4"H front - accepts binder height. Fixed front file drawers below: third, fourth and fifth drawer fronts 11.2"H (interior 10.6"H), bottom drawer front 13.6"H (interior 12.5"H). Posting shelf below third opening. Locking. Counterweight required for freestanding, **add \$200**. Key individual drawers not available. Shipped assembled in 1 carton.

### Required specifications

Paint finish


### Optional specifications

Counterweight (recommended for freestanding applications; must be factory installed)  
Key alike/key # (no upcharge)

### Accessories

Front-to-back file bars  
Plate dividers

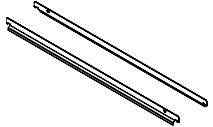
**PRIME - LATERAL FILE ACCESSORIES**      **MODEL #**      **DIMENSIONS**      **WT/LB.**      **CUBIC FT.**      **LIST PRICE**



**Front-to-Back File Bars**

	W x D x H			
GULFA0718	17.3 x 1 x 1	1	0.04	<b>\$24</b>

Set includes two bars. Eco-Grey finish.

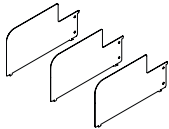


**Hanging File Bars**

GULFA01	27.5 x 0.5 x 1.3	2	0.03	<b>\$53</b>
GULFA02	33.5 x 0.5 x 1.3	2.4	0.04	<b>\$53</b>
GULFA03	39.5 x 0.5 x 1.3	2.8	0.05	<b>\$53</b>

Set includes two bars. Eco-Grey finish.

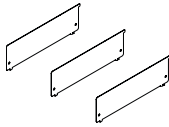
- Use GULFA01 for 30"W lateral files.
- Use GULFA02 for 36"W lateral files.
- Use GULFA03 for 42"W lateral files.



**Plate Dividers**

GULFA1018	13.25 x 0.2 x 7.25	4	0.07	<b>\$45</b>
-----------	--------------------	---	------	-------------

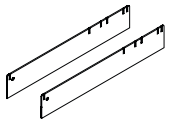
Three per package. Eco-Grey finish.



**Half Height Plate Dividers**

GULFA2418	13.5 x 0.2 x 3.95	2.2	0.04	<b>\$122</b>
-----------	-------------------	-----	------	--------------


Three per package. Eco-Grey finish.



**Side Height Drawer Adapters**

GULFA2018	16.5 x 0.15 x 2.65	2.5	0.02	<b>\$45</b>
-----------	--------------------	-----	------	-------------

Two per package. Extends side height of lateral file drawers by 1".



**Extra Keys**

**Set of 2 extra keys**

GUKY	0.75 x 0.2 x 1.75	0.2	0.01	<b>\$13</b>
------	-------------------	-----	------	-------------

**Replacement lock core and key**

GUKC	1 x 0.5 x 2	0.4	0.01	<b>\$30</b>
------	-------------	-----	------	-------------

Specify core #. Key range 401-550.

# L PRIME LATERAL FILES

## LATERAL FILE TOPS

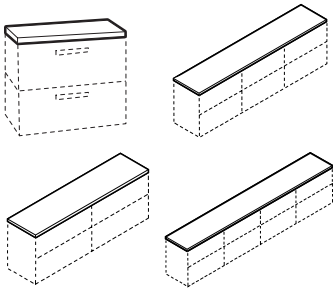
### LATERAL FILE TOP NOTES:

Available finishes:

<b>ACJ</b> Absolute Acajou	<b>FCL</b> First Class*
<b>ASN</b> Asian Night	<b>NBL</b> Noce Biondo
<b>AWC</b> Avant Cherry	<b>NGL</b> Noce Grigio
<b>AWH</b> Avant Honey	<b>NEL</b> Noce Leggero
<b>BLK</b> Black	<b>NML</b> Noce Medio
<b>BZD</b> Blizzard	<b>QTM</b> Quartered Mahogany
<b>BRC</b> Brushed Cobalt	<b>SBY</b> Sheer Beauty*
<b>CMB</b> Clear Maple	<b>SDT</b> Standust
<b>CGY</b> Custom Grey	<b>SOG</b> Storm Grey
<b>DES</b> Dark Espresso	<b>WHE</b> Walnut Heights
<b>DWT</b> Designer White	<b>WHC</b> White Chocolate
<b>FAS</b> Fashionista*	<b>WCR</b> Winter Cherry

\*not available for 108" and 120" wide tops (T18108 and T18120)

LATERAL FILE TOPS	MODEL #	DIMENSIONS	WT/LB.	CUBIC FT.	LIST PRICE
-------------------	---------	------------	--------	-----------	------------



Lateral File Tops

		W x D x H			
30" wide	T1830	30 x 18 x 1	15	1	<b>\$168</b>
36" wide	T1836	36 x 18 x 1	18	1	<b>\$196</b>
42" wide	T1842	42 x 18 x 1	21	1	<b>\$232</b>
60" wide	T1860	60 x 18 x 1	30	2	<b>\$318</b>
72" wide	T1872	72 x 18 x 1	36	2	<b>\$377</b>
84" wide	T1884	84 x 18 x 1	42	2	<b>\$518</b>
90" wide	T1890	90 x 18 x 1	45	2	<b>\$559</b>
108" wide	T18108	108 x 18 x 1	54	3	<b>\$692</b>
120" wide	T18120	120 x 18 x 1	60	3	<b>\$771</b>

1" thick laminate tops for placement over metal files. Coordinates with Global casegoods. Finish options are listed above.

FILE BUDDY	MODEL #	DIMENSIONS	WT/LB.	CUBIC FT	GRADE	LIST	GRADE	LIST
------------	---------	------------	--------	----------	-------	------	-------	------



**File Buddy Swivel Stool 5" Lift**

		W x D x H						
1105	13.5 x 13.5 x 16.5-21.5	11	2.9	1	\$313	5	\$419	
				2	\$337	6	\$454	
				3	\$357	7	\$489	
				4	\$381	8	\$520	

5" pneumatic adjustable height stool from **16.5" to 21.5"**. 5-prong, injection molded, fiberglass reinforced nylon Black base with **C65** dual wheel carpet casters. 13.5" diameter seat. Shipped RTA (ready to assemble). COM: 0.75 yd, 0.69 m.



**File Buddy Swivel Stool 10" Lift**

1110	13.5 x 13.5 x 22.5-32.5	14	2.9	1	\$379	5	\$485
				2	\$403	6	\$520
				3	\$423	7	\$555
				4	\$447	8	\$586

10" pneumatic adjustable height stool from **21" to 29"**. 5-prong, injection molded, fiberglass reinforced nylon Black base with **C65** dual wheel carpet casters. 13.5" diameter seat. Shipped RTA (ready to assemble). COM: 0.75 yd, 0.69 m.

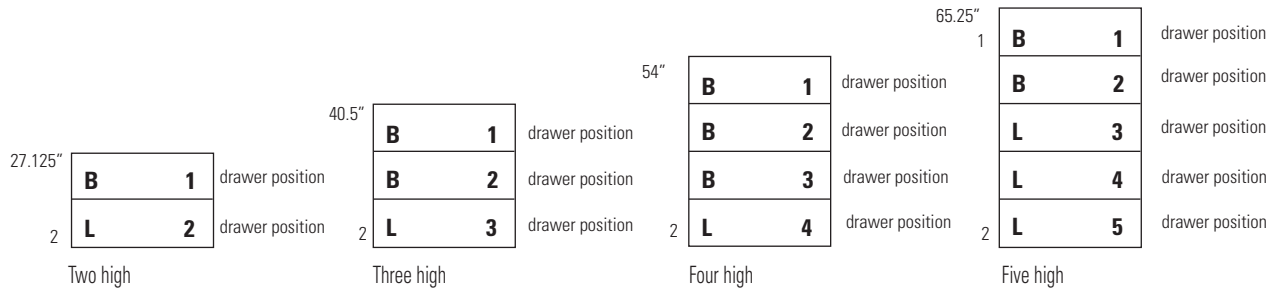
**Required specifications**

Textile



# L 9300 / 9300P LATERAL FILES

Available in fixed drawer or receding door with roll-out shelf. THE POSITION OF "B" & "L" OPENINGS CANNOT BE MODIFIED FROM THE PICTURE AS SHOWN



<sup>1</sup> Five drawer model - top door is standard as receding door  
<sup>2</sup> Bottom is standard as a fixed front drawer

## 9300 SERIES FILE OPENINGS

### "B" Opening (Fixed Front) Binder Height

13.312" high drawer to accommodate letter and legal documents, and EDP "2" point suspended binders.

### "B" Opening (Receding Door) Binder Height

13.312" high door with either fixed or roll-out shelf to accommodate letter and legal documents, standard three-ring binders and EDP "2" point suspended binders.

### "L" Opening (Fixed Front or Receding Door) Letter Height

11.187" high fixed front drawer or receding door with either fixed or roll-out shelf to accommodate letter and legal documents.

## INTERIOR CLEAR OPENING HEIGHT & DEPTH DIMENSIONS

### "B" Opening Binder Height

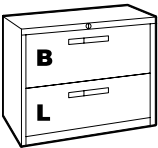
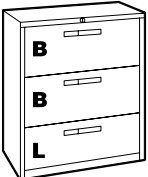
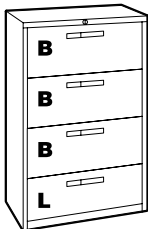
Fixed front drawer 13"  
 Receding door and roll-out shelf 12.125"  
 Fixed shelf and no receding door 12.75"

### "L" Opening Letter Height

Fixed front drawer 10.875"  
 Receding door and roll-out shelf 10"  
 Fixed shelf and no receding door 10.625"

### "B" & "L" Openings Binder & Letter Height

Drawer - depth 15.75"  
 Roll-out shelf - depth 15.75"  
 Fixed shelf - depth 16"

9300 - FIXED FRONT DRAWERS		MODEL#	DIMENSIONS	WT/LB.	CUBIC FT	LIST PRICE
<b>W x D x H</b>						
		9330-2F1H	30 x 18 x 27.12	90	12	<b>\$993</b>
		9336-2F1H	36 x 18 x 27.12	101	14	<b>\$1047</b>
		9342-2F1H	42 x 18 x 27.12	112	16	<b>\$1098</b>
Two fixed front drawers. Side-to-side hanging file bars and lock included. Shipped assembled in 1 carton.						
		9330-3F1H	30 x 18 x 40.5	126	17	<b>\$1242</b>
		9336-3F1H	36 x 18 x 40.5	140	19	<b>\$1307</b>
		9342-3F1H	42 x 18 x 40.5	154	22	<b>\$1370</b>
Three fixed front drawers. Side-to-side hanging file bars and lock included. Shipped assembled in 1 carton.						
		9330-4F1H	30 x 18 x 54	162	21	<b>\$1660</b>
		9336-4F1H	36 x 18 x 54	180	25	<b>\$1741</b>
		9342-4F1H	42 x 18 x 54	198	29	<b>\$1822</b>
Four fixed front drawers. Side-to-side hanging file bars and lock included. Shipped assembled in 1 carton.						

### Required specifications

Paint finish

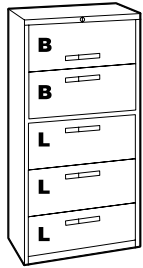
### Optional specifications

Counterweight (recommended for freestanding applications; must be factory installed)  
 Key alike/key #

### Accessories

Front-to-back file bars  
 Plate dividers  
 Extra or replacement keys, or keys + core available

**9300 - FIXED FRONT DRAWERS**      **MODEL #**      **DIMENSIONS**      **WT/LB.**      **CUBIC FT.**      **LIST PRICE**

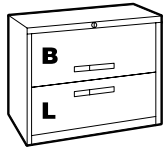


**5 Drawer Lateral File**

	W x D x H			
9330-5F1H	30 x 18 x 65.25	215	26	<b>\$2056</b>
9336-5F1H	36 x 18 x 65.25	245	30	<b>\$2152</b>
9342-5F1H	42 x 18 x 65.25	275	35	<b>\$2245</b>

Four fixed front drawers plus top drawer with receding door and roll-out shelf. Side-to-side hanging file bars and lock included. Shipped assembled in 1 carton.


**9300 - RECEDING DOORS**



**2 Drawer Lateral File**

9330-2R1H	30 x 18 x 27.12	92	12	<b>\$1067</b>
9336-2R1H	36 x 18 x 27.12	102	14	<b>\$1120</b>
9342-2R1H	42 x 18 x 27.12	113	16	<b>\$1220</b>

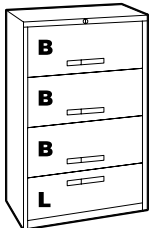
One receding door with roll-out shelf. Bottom drawer fixed front. Side-to-side hanging file bars and lock included. Shipped assembled in 1 carton.



**3 Drawer Lateral File**

9330-3R1H	30 x 18 x 40.5	131	17	<b>\$1387</b>
9336-3R1H	36 x 18 x 40.5	142	14	<b>\$1442</b>
9342-3R1H	42 x 18 x 40.5	157	22	<b>\$1519</b>

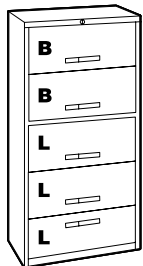
Two receding doors with roll-out shelves. Bottom drawer fixed front. Side-to-side hanging file bars and lock included. Shipped assembled in 1 carton.



**4 Drawer Lateral File**

9330-4R1H	30 x 18 x 54	170	21	<b>\$1880</b>
9336-4R1H	36 x 18 x 54	184	25	<b>\$1970</b>
9342-4R1H	42 x 18 x 54	202	31	<b>\$2041</b>

Three receding doors with roll-out shelves. Bottom drawer fixed front. Side-to-side hanging file bars and lock included. Shipped assembled in 1 carton.



**5 Drawer Lateral File**

9330-5R1H	30 x 18 x 65.25	202	26	<b>\$2274</b>
9336-5R1H	36 x 18 x 65.25	224	30	<b>\$2375</b>
9342-5R1H	42 x 18 x 65.25	246	35	<b>\$2514</b>

Four receding doors with roll-out shelves. Bottom drawer fixed front. Side-to-side hanging file bars and lock included. Shipped assembled in 1 carton.

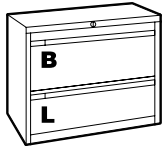
**Required specifications**  
Paint finish

**Optional specifications**  
Counterweight (recommended for freestanding applications; must be factory installed)  
Key alike/key #


**Accessories**  
Front-to-back file bars  
Plate dividers  
Extra or replacement keys, or keys + core available

# L 9300P LATERAL FILES

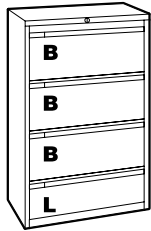
## 9300P - FIXED FRONT DRAWERS



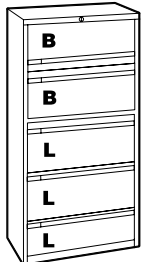
**2 Drawer Lateral File**



**3 Drawer Lateral File**



**4 Drawer Lateral File**



**5 Drawer Lateral File**

MODEL #	DIMENSIONS	WT/LB.	CUBIC FT.	LIST PRICE
---------	------------	--------	-----------	------------

**W x D x H**

9330P2F1H	30 x 18 x 27.12	89	12	<b>\$993</b>
9336P2F1H	36 x 18 x 27.12	101	14	<b>\$1047</b>
9342P2F1H	42 x 18 x 27.12	112	16	<b>\$1098</b>

Two fixed front drawers. Side-to-side hanging file bars and lock included. Shipped assembled in 1 carton.

9330P3F1H	30 x 18 x 40.5	126	17	<b>\$1242</b>
9336P3F1H	36 x 18 x 40.5	140	19	<b>\$1307</b>
9342P3F1H	42 x 18 x 40.5	149	24	<b>\$1370</b>

Three fixed front drawers. Side-to-side hanging file bars and lock included. Shipped assembled in 1 carton.

9330P4F1H	30 x 18 x 54	162	21	<b>\$1660</b>
9336P4F1H	36 x 18 x 54	180	25	<b>\$1741</b>
9342P4F1H	42 x 18 x 54	198	29	<b>\$1822</b>

Four fixed front drawers. Side-to-side hanging file bars and lock included. Shipped assembled in 1 carton.

9330P5F1H	30 x 18 x 65.25	215	26	<b>\$2056</b>
9336P5F1H	36 x 18 x 65.25	245	30	<b>\$2152</b>
9342P5F1H	42 x 18 x 65.25	275	35	<b>\$2245</b>

Four fixed front drawers plus top drawer with receding door and roll-out shelf. Side-to-side hanging file bars and lock included. Shipped assembled in 1 carton.

**Required specifications**

Paint finish

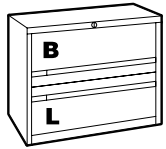
**Optional specifications**

Counterweight (recommended for freestanding applications; must be factory installed)  
Key alike/key #

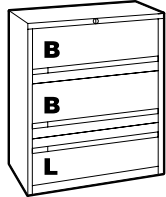
**Accessories**

Front-to-back file bars  
Plate dividers  
Extra or replacement keys, or keys + core available

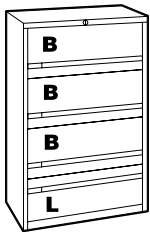
**9300P - RECEDING DOORS**



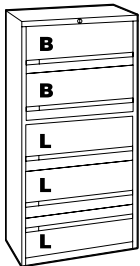
**2 Drawer Lateral File**



**3 Drawer Lateral File**



**4 Drawer Lateral File**



**5 Drawer Lateral File**

MODEL #	DIMENSIONS W x D x H	WT/LB.	CUBIC FT.	LIST PRICE
9330P2R1H	30 x 18 x 27.12	92	12	<b>\$1067</b>
9336P2R1H	36 x 18 x 27.12	102	14	<b>\$1120</b>
9342P2R1H	42 x 18 x 27.12	113	16	<b>\$1220</b>

One receding door with roll-out shelf. Bottom drawer fixed front. Side-to-side hanging file bars and lock included. Shipped assembled in 1 carton.

9330P3R1H	30 x 18 x 40.5	131	17	<b>\$1387</b>
9336P3R1H	36 x 18 x 40.5	142	19	<b>\$1442</b>
9342P3R1H	42 x 18 x 40.5	157	22	<b>\$1519</b>

Two receding doors with roll-out shelves. Bottom drawer fixed front. Side-to-side hanging file bars and lock included. Shipped assembled in 1 carton.

9330P4R1H	30 x 18 x 54	170	21	<b>\$1880</b>
9336P4R1H	36 x 18 x 54	184	25	<b>\$1970</b>
9342P4R1H	42 x 18 x 54	204	28	<b>\$2041</b>

Three receding doors with roll-out shelves. Bottom drawer fixed front. Side-to-side hanging file bars and lock included. Shipped assembled in 1 carton.

9330P5R1H	30 x 18 x 65.25	207	26	<b>\$2274</b>
9336P5R1H	36 x 18 x 65.25	224	30	<b>\$2375</b>
9342P5R1H	42 x 18 x 65.25	248	34	<b>\$2514</b>

Four receding doors with roll-out shelves. Bottom drawer fixed front. Side-to-side hanging file bars and lock included. Shipped assembled in 1 carton.

**9300 - LATERAL FILE ACCESSORIES**



**Extra Keys**

EK91	-	0.01	0.1	<b>\$13</b>
------	---	------	-----	-------------

Set of two extra keys for 9300 Series lateral files. Specify core #. Key range W401-W550.

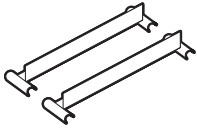
**Required specifications**  
Paint finish

**Optional specifications**  
Counterweight (recommended for freestanding applications; must be factory installed)  
Key alike/key #

**Accessories**  
Front-to-back file bars  
Plate dividers  
Extra or replacement keys, or keys + core available

# L 9300 LATERAL FILES

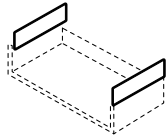
## 9300 - LATERAL FILE ACCESSORIES



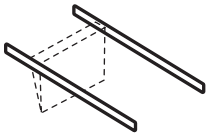
**Front-to-Back Hanging File Bars**



**Plate Dividers**



**Side Adapters**



**Side-to-Side Hanging File Bars**

MODEL #	DIMENSIONS	WT/LB.	CUBIC FT.	LIST PRICE
---------	------------	--------	-----------	------------

**W x D x H**

FBB	15.5 x - x -	1	0.1	<b>\$24</b>
-----	--------------	---	-----	-------------

Set includes two bars. For use with 9300 series lateral files. Standard in **EFC** (environmentally friendly color - a variable charcoal-like color as a result of the use of recycled finishing materials). Black (**BLK**) is optional.

- Not recommended for "L" opening with receding door and roll-out shelves.

PD	13.25 x 0.01 x 7	3.15	0.31	<b>\$45</b>
----	------------------	------	------	-------------

Three per package. For use with 9300 series lateral files. **EFC** (environmentally friendly color - a variable charcoal-like color as a result of the use of recycled finishing materials). Suitable for End Tab filing.

EDPS	-	2.5	0.2	<b>\$45</b>
------	---	-----	-----	-------------

One pair. For use with 9300 series lateral file binder height drawers only. **EFC** (environmentally friendly color - a variable charcoal-like color as a result of the use of recycled finishing materials). For two point suspension printout style binders. Must be used with side-to-side hanging file bars. One pair required for each drawer.

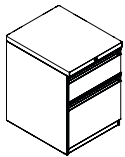
- Not recommended in receding door applications.

HFB30	27.21 x 0.37 x 1.31	4	0.17	<b>\$44</b>
HFB36	33.21 x 0.37 x 1.31	4	0.2	<b>\$44</b>
HFB42	39.21 x 0.37 x 1.31	4	0.23	<b>\$44</b>

One pair. For use with 9300 series lateral files. **EFC** (environmentally friendly color - a variable charcoal-like color as a result of the use of recycled finishing materials). For 30", 36" or 42" widths. Included in standard product.

- Use HFB30 for 30"W lateral files.
- Use HFB36 for 36"W lateral files.
- Use HFB42 for 42"W lateral files.

**PRIME - PEDESTALS**

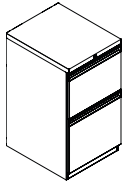


**Box/File Pedestal**

MODEL #	DIMENSIONS W x D x H	WT/LB.	CUBIC FT.	LIST PRICE
GUPFOBF18P	15 x 18 x 20.8	52.4	4.2	<b>\$560</b>
GUPFOBF22P	15 x 22 x 20.8	58.8	5	<b>\$568</b>
GUPFOBF28P	15 x 28 x 20.8	68.7	6.3	<b>\$689</b>

One box and one file drawer locking pedestal. Pencil tray included in top box drawer. Shipped assembled in 1 carton.

- For mobile BF option, specify option **W1** to add counterweight and non-locking casters - adds 0.5" to overall height. **Add \$75.**
- Counterweight required for freestanding, specify option **W2.** **Add \$50.**

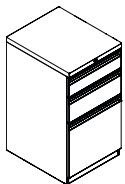


**File/File Pedestal\***

GUPFOFG18P	15 x 18 x 28.2	58.8	5.5	<b>\$576</b>
GUPFOFG22P	15 x 22 x 28.2	65.3	6.6	<b>\$585</b>
GUPFOFG28P	15 x 28 x 28.2	75.1	8.3	<b>\$703</b>

Two file drawer locking pedestal. Top file drawer 11.2"H (interior 10.6"H), bottom file drawer 13.6"H (interior 12.5"H). When worksurface supporting option selected, unit includes pre-drilled top holes for attaching. Shipped assembled in 1 carton.

- For mobile FF option, specify option **W1** to add counterweight and non-locking casters - adds 0.5" to overall height. **Add \$75.**
- Counterweight required for freestanding, specify option **W2.** **Add \$50.**



**Box/Box/File Pedestal\***

GUPFSBG18P	15 x 18 x 28.2	67.5	5.5	<b>\$576</b>
GUPFSBG22P	15 x 22 x 28.2	75	6.6	<b>\$585</b>
GUPFSBG28P	15 x 28 x 28.2	86.8	8.3	<b>\$703</b>

Two box and one file drawer locking pedestal. Top box drawer 4.8"H, middle box drawer 6.4"H, bottom file drawer 13.6"H (interior 12.5"H). Pencil tray included in top box drawer. When worksurface supporting option selected, unit includes pre-drilled top holes for attaching.

- For mobile BBF option, specify option **W1** to add counterweight and non-locking casters - adds 0.5" to overall height. **Add \$75.**
- Counterweight required for freestanding, specify option **W2.** **Add \$50.**


**PRIME - MOBILE PEDESTALS**



**Mobile Box/File Pedestal**

GUPW0BF18P	15 x 18 x 23.3	73.5	4.6	<b>\$906</b>
GUPW0BF22P	15 x 22 x 23.3	79.1	5.6	<b>\$912</b>
GUPW0BF28P	15 x 28 x 23.3	87.7	7	<b>\$1033</b>

One box and one file drawer locking mobile pedestal. Box drawer 6.4"H. Pencil tray included in top box drawer. 60mm casters, two locking and two non-locking. Shipped assembled in 1 carton.



**Mobile Box/Box/File Pedestal**

GUPWSSF18P	15 x 18 x 26.5	82.9	5.2	<b>\$801</b>
GUPWSSF22P	15 x 22 x 26.5	89.3	6.3	<b>\$809</b>
GUPWSSF28P	15 x 28 x 26.5	99.2	7.9	<b>\$930</b>

Two box and one file drawer locking mobile pedestal. Box drawers 4.8"H, bottom file drawer 13.6"H (interior 12.5"H). Pencil tray included in top box drawer. 60mm casters, two locking and two non-locking. Shipped assembled in 1 carton.

**Required specifications**  
 Paint finish  
 Worksurface supporting or freestanding\*

**Optional specifications**  
 Key alike/key #  
 Counterweight (not on mobile pedestals)

**Accessories**  
 Extra or replacement keys, or keys + core available

# P 9300 PEDESTALS

## 9300 - FREESTANDING PEDESTALS



**Box/File Pedestal**

MODEL #	DIMENSIONS W x D x H	WT/LB.	CUBIC FT.	LIST PRICE
93FP19BFC	15 x 19 x 21.31	50	5.1	<b>\$559</b>
93FP23BFC	15 x 23 x 21.31	55	6	<b>\$566</b>
93FP29BFC	15 x 29 x 21.31	64	7.5	<b>\$678</b>

One box and one file drawer pedestal. All drawers locking. Pencil tray included in top box drawer. **Freestanding**, counterweight included.



**Box/Box/File Pedestal**

93FP19BBFC	15 x 19 x 27.88	55	6.5	<b>\$617</b>
93FP23BBFC	15 x 23 x 27.88	68	7.7	<b>\$628</b>
93FP29BBFC	15 x 29 x 27.88	78	9.6	<b>\$741</b>

Two box and one file drawer pedestal. All drawers locking. Pencil tray included in top box drawer. **Freestanding**, counterweight included.



**File/File Pedestal**

93FP19FFC	15 x 19 x 27.88	53	6.5	<b>\$589</b>
93FP23FFC	15 x 23 x 27.88	60	7.7	<b>\$597</b>
93FP29FFC	15 x 29 x 27.88	70	9.6	<b>\$699</b>

Two file drawer pedestal. All drawers locking. **Freestanding**, counterweight included.

## 9300 - WORKSURFACE SUPPORTING PEDESTALS



**Box/Box/File Pedestal**

93WP19BBFC	15 x 19 x 27.88	55	6.5	<b>\$613</b>
93WP23BBFC	15 x 23 x 27.88	68	7.7	<b>\$621</b>
93WP29BBFC	15 x 29 x 27.88	78	9.6	<b>\$711</b>

Two box and one file drawer pedestal. All drawers locking. Pencil tray included in top box drawer. **Worksurface supporting**, includes mounting holes in tops.



**File/File Pedestal**

93WP19FFC	15 x 19 x 27.88	53	6.5	<b>\$582</b>
93WP23FFC	15 x 23 x 27.88	60	7.7	<b>\$587</b>
93WP29FFC	15 x 29 x 27.88	70	9.6	<b>\$700</b>

Two file drawer pedestal. All drawers locking. **Worksurface supporting**, includes mounting holes in tops.

**Required specifications**  
Paint finish

**Optional specifications**  
Key alike/key #

9300 - MOBILE PEDESTALS



**Box/File Mobile Pedestal**

MODEL #	DIMENSIONS W x D x H	WT/LB.	CUBIC FT.	LIST PRICE
93MP19BFC	15 x 19 x 21.88	66	5.2	<b>\$659</b>
93MP23BFC	15 x 23 x 21.88	72	6.2	<b>\$681</b>
93MP29BFC	15 x 29 x 21.88	92	7.6	<b>\$730</b>

One box and one file drawer mobile pedestal. All drawers locking. Pencil tray included in top box drawer. Casters preinstalled, non locking. Counterweight included. **Cannot be used as guest seating.**



**Box/Box/File Mobile Pedestal**

93MP19BBFC	15 x 19 x 27.94	76	6.5	<b>\$695</b>
93MP23BBFC	15 x 23 x 27.94	85	7.7	<b>\$702</b>
93MP29BBFC	15 x 29 x 27.94	94	9.6	<b>\$757</b>

Two box and one file drawer mobile pedestal. All drawers locking. Pencil tray included in top box drawer. Casters preinstalled, non locking. Counterweight included. **Cannot be used as guest seating.**



**File/File Mobile Pedestal**

93MP19FFC	15 x 19 x 27.94	73	6.5	<b>\$654</b>
93MP23FFC	15 x 23 x 27.94	81	7.7	<b>\$681</b>
93MP29FFC	15 x 29 x 27.94	90	9.6	<b>\$748</b>

Two file drawer mobile pedestal. All drawers locking. Casters preinstalled, non locking. Counterweight included. **Cannot be used as guest seating.**

**Required specifications**  
Paint finish

**Optional specifications**  
Key alike/key #



# P 9300P PEDESTALS

## 9300P - FREESTANDING PEDESTALS



**Box/File Pedestal, Full Pull**

MODEL #	DIMENSIONS W x D x H	WT/LB.	CUBIC FT.	LIST PRICE
93FP19BFP	15 x 19 x 21.31	50	5.1	<b>\$524</b>
93FP23BFP	15 x 23 x 21.31	55	6	<b>\$531</b>
93FP29BFP	15 x 29 x 21.31	64	7.5	<b>\$642</b>

One box and one file drawer pedestal. All drawers locking. Pencil tray included in top box drawer. **Freestanding**, counterweight included.



**Box/Box/File Pedestal, Full Pull**

93FP19BBFP	15 x 19 x 27.88	55	6.5	<b>\$568</b>
93FP23BBFP	15 x 23 x 27.88	68	7.7	<b>\$578</b>
93FP29BBFP	15 x 29 x 27.88	78	9.6	<b>\$692</b>

Two box and one file drawer pedestal. All drawers locking. Pencil tray included in top box drawer. **Freestanding**, counterweight included.



**File/File Pedestal, Full Pull**

93FP19FFP	15 x 19 x 27.88	53	6.5	<b>\$547</b>
93FP23FFP	15 x 23 x 27.88	60	7.7	<b>\$554</b>
93FP29FFP	15 x 29 x 27.88	70	9.6	<b>\$656</b>

Two file drawer pedestal. All drawers locking. **Freestanding**, counterweight included.

## 9300P - WORKSURFACE SUPPORTING PEDESTALS



**Box/Box/File Pedestal, Full Pull**

93WP19BBFP	15 x 19 x 27.88	55	6.5	<b>\$563</b>
93WP23BBFP	15 x 23 x 27.88	68	7.7	<b>\$571</b>
93WP29BBFP	15 x 29 x 27.88	78	9.6	<b>\$662</b>

Two box and one file drawer pedestal. All drawers locking. Pencil tray included in top box drawer. **Worksurface supporting**, includes mounting holes in tops.



**File/File Pedestal, Full Pull**

93WP19FFP	15 x 19 x 27.88	53	6.5	<b>\$540</b>
93WP23FFP	15 x 23 x 27.88	60	7.7	<b>\$545</b>
93WP29FFP	15 x 29 x 27.88	70	9.6	<b>\$658</b>

Two file drawer pedestal. All drawers locking. **Worksurface supporting**, includes mounting holes in tops.

### Required specifications

Paint finish

### Optional specifications

Key alike/key #

9300P - MOBILE PEDESTALS MODEL # DIMENSIONS WT/LB. CUBIC FT. LIST PRICE



**Box/File Mobile Pedestal, Full Pull**

	W x D x H			
93MP19BFP	15 x 19 x 21.88	66	5.2	<b>\$624</b>
93MP23BFP	15 x 23 x 21.88	72	6.2	<b>\$646</b>
93MP29BFP	15 x 29 x 21.88	92	7.6	<b>\$694</b>

One box and one file drawer mobile pedestal. All drawers locking. Pencil tray included in top box drawer. Casters preinstalled, non locking. Counterweight included. **Cannot be used as guest seating.**



**Box/Box/File Mobile Pedestal, Full Pull**

93MP19BBFP	15 x 19 x 27.94	76	6.5	<b>\$646</b>
93MP23BBFP	15 x 23 x 27.94	85	7.7	<b>\$653</b>
93MP29BBFP	15 x 29 x 27.94	94	9.6	<b>\$708</b>

Two box and one file drawer mobile pedestal. All drawers locking. Pencil tray included in top box drawer. Casters preinstalled, non locking. Counterweight included. **Cannot be used as guest seating.**



**File/File Mobile Pedestal, Full Pull**

93MP19FFP	15 x 19 x 27.94	73	6.5	<b>\$612</b>
93MP23FFP	15 x 23 x 27.94	81	7.7	<b>\$638</b>
93MP29FFP	15 x 29 x 27.94	90	9.6	<b>\$706</b>

Two file drawer mobile pedestal. All drawers locking. Casters preinstalled, non locking. Counterweight included. **Cannot be used as guest seating.**

**Required specifications**  
Paint finish

**Optional specifications**  
Key alike/key #



Global's vertical files include a range of drawer handle options and varying drawer depths. All models are available in letter or legal size widths and a variety of color choices.

### 2600 Series

Features **26.56" deep** drawer cases and extra wide aluminum label holders, includes applied pull with thumb latch for opening drawers. Files legal and letter size documents in 2, 3, 4 and 5 drawer heights.

### 2600 Plus Series

Features **26.56" deep** drawer cases and **recessed pulls** that coordinate with 9300 lateral file series. Files legal and letter size documents in 2, 3, 4 and 5 drawer heights. All models feature locking drawers.

### Features and Benefits

- Locks have removable cores for keying alike.
- Full seamless closed tops for a smooth appearance and increased strength.
- High wall drawer sides accommodate front-to-back hanging file folders and eliminate the need for costly hanging file frames.
- Fully adjustable and removable follower block is standard.
- Full extension ball bearing suspension for smooth and durable drawer movement.
- Earth friendly electrostatically applied coating protects the environment and provides a durable finish.
- Available in a range of colors, including special paint finishes - see notes for details.



Locks are standard.



High drawer sides accommodate hanging folders.

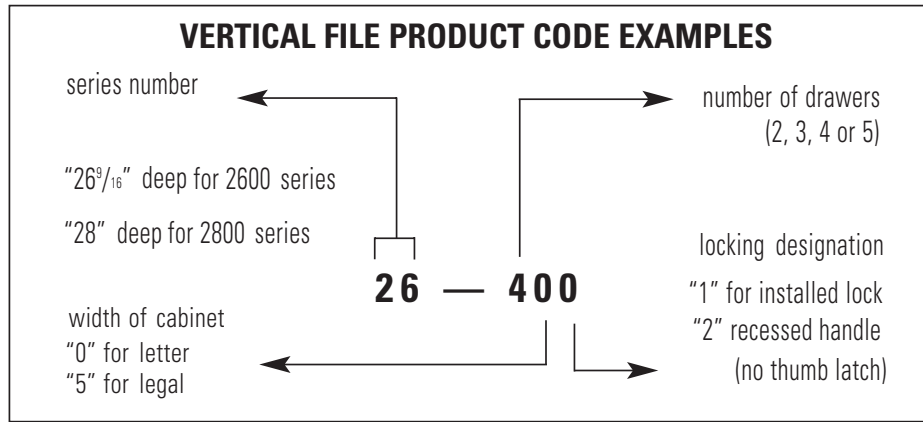
**DESIGN & CONSTRUCTION FEATURES OF 2600 SERIES**

- An earth friendly electrostatically applied wet gel paint process protects the environment and provides a durable finish.
- **26.56" case depth** in both legal and letter widths. Case construction combines spot and mig welding for greater durability.
- Top cap has a seamless front giving a clean smooth appearance while increasing strength and rigidity.
- Additional strength is provided by four vertical steel channels.
- **Locks are standard** on all 2600 Series models.
- All tenon locks have removable cores for keying alike or later modification in your office. Core removal keys are available; please contact your Global Customer Service representative.
- Standard thumb latch prevents accidental drawer opening or bounce back.
- High wall drawer sides accommodate front-to-back hanging file folders.
- A follower block is standard in every drawer for holding "non-hanging" file folders upright. Removable to maximize space.
- Leveling glide option NOT available.
- Full extension ball bearing suspension provides smooth and durable drawer movement. Built-in guides for easy drawer removal and insertion to adapt to changing filing needs.
- Lifetime Warranty.
- For environmental certification, please visit [globalfurnituregroup.com](http://globalfurnituregroup.com).

<b>VERTICAL FILE SERIES</b>	<b>2600</b>	<b>2600P</b>
<b>CONSTRUCTION</b>		
Standard depth	26 <sup>9</sup> / <sub>16</sub> "	26 <sup>9</sup> / <sub>16</sub> "
Welded one piece top	front corners only	front corners only
Tenon lock	•	•
Single point lock	•	•
Counterweights (recommended for all sizes)	—	—
Progressive ball bearing suspension	•	•
Injection molded drawer-front liner	•	—
High side walls	•	•
Lifetime Warranty (see Terms & Conditions)	•	•
<b>DRAWERS</b>		
Lock is standard	•	•
Letter / legal	•	•
Recessed pull with double wall front	—	•
Pull handle with thumb latch (see finish matrix on page 29)	•	—
Removable follower block	•	•
Label holder	•	•
<b>DRAWER HEIGHTS</b>		
Standard drawer heights	10 <sup>1</sup> / <sub>2</sub> "	10 <sup>1</sup> / <sub>2</sub> "
<b>SIZES / DIMENSIONS</b>		
Depth	26 <sup>9</sup> / <sub>16</sub> "	26 <sup>9</sup> / <sub>16</sub> "
Widths	15", 18"	15", 18"
Height - 2 drawer	29"	29"
Height - 3 drawer	40"	40"
Height - 4 drawer	52 <sup>1</sup> / <sub>8</sub> "	52 <sup>1</sup> / <sub>8</sub> "
Height - 5 drawer	64 <sup>1</sup> / <sub>4</sub> "	64 <sup>1</sup> / <sub>4</sub> "

**LEGEND**

- item is standard in selected series
- not available in selected series



**STANDARD PAINT FINISHES**

BLK Black	BNE Bone	BGR Business Grey	CHR Charcoal	CLT Claret
DPT Desert Putty	DWT Designer White	FOG Fog	GRY Grey	ICE Ice
IVR Ivory	LGR Light Grey	MET Metro	MOS Moss	NAVY Navy
NEV Nevada	OYS Oyster	SIL Silver	SKY Sky	STN Stone
SGR Storm Grey	TSA Tahiti Sand	TPE Taupe	TUN Tungsten*	WIL Willow

*\*10% upcharge applies*

**TEXTURED PAINT FINISHES**

BKC Black Coffee	BZD Blizzard	DCH Dark Chocolate	MCH Mocha	SDT Stonedust
------------------	--------------	--------------------	-----------	---------------

**SPECIAL PAINT FINISHES**

- All special colors must use **one** uniform color per series (example: 2600 Series verticals). Quantities of 1 to 10 add 10%; 11 or more **no upcharge**.
- Mica and Metallic finishes, add 10% upcharge.
- Special White finishes, add 10% upcharge.
- Tungsten finish, add 10% upcharge.
- ALL NON-STANDARD FINISHES MUST BE APPROVED BY GLOBAL BEFORE ANY ORDER WILL BE ACCEPTED. LONGER LEAD TIMES WILL APPLY.

**THUMB LATCH AND HANDLE FINISH MATRIX - 2600 SERIES**

<b>Case finish</b>	<b>Thumb latch/handle</b>
Black (BLK)	Black (BLK)
Business Grey (BGR)	Business Grey (BGR)
Charcoal (CHR)	Charcoal (CHR)
Desert Putty (DPT)	Desert Putty (DPT)
Grey (GRY)	Grey (GRY)
Light Grey (LGR)	Light Grey (LGR)
Nevada (NEV)	Nevada (NEV)
Tahiti Sand (TSA)	Tahiti Sand (TSA)
Designer White (DWT)	Business Grey (BGR)
All other finishes	Black (BLK)

**LOCKS**

- Available as standard with random numbers, or with optional key alike or specified key numbers. Specify with key numbers W401 to W550. No upcharge. Where applicable.

# V 2600 VERTICAL FILES

2600 - PULL HANDLES



**2 Drawer Vertical File**



**3 Drawer Vertical File**



**4 Drawer Vertical File**



**5 Drawer Vertical File**

**MODEL #                      DIMENSIONS                      WT/LB.                      CUBIC FT.                      LIST PRICE**

**W x D x H**

26-201	15.15 x 26.56 x 29	65	10	<b>\$430</b>
26-251	18.15 x 26.56 x 29	70	12	<b>\$455</b>

26.56" deep. Refer to page 29 for drawer pull and thumb latch colours. Aluminum label holder. Lock included. Progressive ball bearing suspension. Shipped assembled in 1 carton.

- **26-201** files letter size documents; **26-251** files legal size documents.
- Without interlock system.

26-301	15.15 x 26.56 x 40	92	13	<b>\$640</b>
26-351	18.15 x 26.56 x 40	104	16	<b>\$685</b>

26.56" deep. Refer to page 29 for drawer pull and thumb latch colours. Aluminum label holder. Lock included. Progressive ball bearing suspension. Shipped assembled in 1 carton.

- **26-301** files letter size documents; **26-351** files legal size documents.
- Without interlock system.

26-401	15.15 x 26.56 x 52	118	17	<b>\$721</b>
26-451	18.15 x 26.56 x 52	128	20	<b>\$763</b>

26.56" deep. Refer to page 29 for drawer pull and thumb latch colours. Aluminum label holder. Lock included. Progressive ball bearing suspension. Shipped assembled in 1 carton.

- **26-401** files letter size documents; **26-451** files legal size documents.
- Without interlock system.

26-501	15.15 x 26.56 x 64.25	141	21	<b>\$914</b>
26-551	18.15 x 26.56 x 64.25	157	24	<b>\$950</b>

26.56" deep. Refer to page 29 for drawer pull and thumb latch colours. Aluminum label holder. Lock included. Progressive ball bearing suspension. Shipped assembled in 1 carton.

- **26-501** files letter size documents; **26-551** files legal size documents.
- Without interlock system.

**Required specifications**

Paint finish

**Optional specifications**

Key alike/key #

2600 - PULL HANDLES WITH INTERLOCK      MODEL #      DIMENSIONS      WT/LB.      CUBIC FT.      LIST PRICE



2 Drawer Vertical File

	W x D x H			
26-201-LI	15.15 x 26.56 x 29	66	10	<b>\$442</b>
26-251-LI	18.15 x 26.56 x 29	71	12	<b>\$470</b>

26.56" deep. Refer to page 29 for drawer pull and thumb latch colours. Aluminum label holder. Lock included. Ball bearing suspension with interlock system. Shipped assembled in 1 carton.

- **26-201-LI** files letter size documents; **26-251-LI** files legal size documents.



3 Drawer Vertical File

26-301-LI	15.15 x 26.56 x 40	93.5	13	<b>\$662</b>
26-351-LI	18.15 x 26.56 x 40	105.5	16	<b>\$699</b>

26.56" deep. Refer to page 29 for drawer pull and thumb latch colours. Aluminum label holder. Lock included. Ball bearing suspension with interlock system. Shipped assembled in 1 carton.

- **26-301-LI** files letter size documents; **26-351-LI** files legal size documents.



4 Drawer Vertical File

26-401-LI	15.15 x 26.56 x 52	120	17	<b>\$763</b>
26-451-LI	18.15 x 26.56 x 52	130	20	<b>\$801</b>

26.56" deep. Refer to page 29 for drawer pull and thumb latch colours. Aluminum label holder. Lock included. Ball bearing suspension with interlock system. Shipped assembled in 1 carton.

- **26-401-LI** files letter size documents; **26-451-LI** files legal size documents.



5 Drawer Vertical File

26-501-LI	15.15 x 26.56 x 64.25	143.5	21	<b>\$956</b>
26-551-LI	18.15 x 26.56 x 64.25	159.5	24	<b>\$1000</b>

26.56" deep. Refer to page 29 for drawer pull and thumb latch colours. Aluminum label holder. Lock included. Ball bearing suspension with interlock system. Shipped assembled in 1 carton.

- **26-501-LI** files letter size documents; **26-551-LI** files legal size documents.

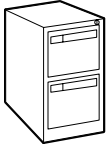
**Required specifications**  
Paint finish

**Optional specifications**  
Key alike/key #

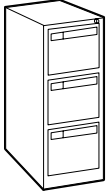


# V 2600P VERTICAL FILES

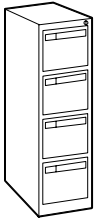
## 2600P - RECESSED PULLS



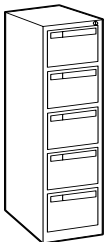
**2 Drawer Vertical File**



**3 Drawer Vertical File**



**4 Drawer Vertical File**



**5 Drawer Vertical File**

MODEL #	DIMENSIONS	WT/LB.	CUBIC FT.	LIST PRICE
---------	------------	--------	-----------	------------

W x D x H

26-202	15.15 x 26.56 x 29	65	10	<b>\$450</b>
26-252	18.15 x 26.56 x 29	70	12	<b>\$479</b>

26.56" deep with recessed pulls. **No thumb latch.** Lock included. Ball bearing suspension. Shipped assembled in 1 carton.  
 • **26-202** files letter size documents; **26-252** files legal size documents.

26-302	15.15 x 26.56 x 40	92	13	<b>\$674</b>
26-352	18.15 x 26.56 x 40	104	16	<b>\$722</b>

26.56" deep with recessed pulls. **No thumb latch.** Lock included. Ball bearing suspension. Shipped assembled in 1 carton.  
 • **26-302** files letter size documents; **26-352** files legal size documents.

26-402	15.15 x 26.56 x 52	118	17	<b>\$758</b>
26-452	18.15 x 26.56 x 52	128	20	<b>\$803</b>

26.56" deep with recessed pulls. **No thumb latch.** Lock included. Ball bearing suspension. Shipped assembled in 1 carton.  
 • **26-402** files letter size documents; **26-452** files legal size documents.

26-502	15.15 x 26.56 x 64.25	141	21	<b>\$960</b>
26-552	18.15 x 26.56 x 64.25	157	24	<b>\$1001</b>

26.56" deep with recessed pulls. **No thumb latch.** Lock included. Ball bearing suspension. Shipped assembled in 1 carton.  
 • **26-502** files letter size documents; **26-552** files legal size documents.

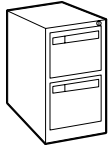
**Required specifications**

Paint finish

**Optional specifications**

Key alike/key #

**2600P - RECESSED PULLS W/ INTERLOCK**      **MODEL #**      **DIMENSIONS**      **WT/LB.**      **CUBIC FT.**      **LIST PRICE**

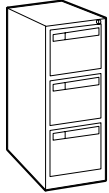


**2 Drawer Vertical File**

	W x D x H			
26-202-LI	15.15 x 26.56 x 29	66	10	<b>\$462</b>
26-252-LI	18.15 x 26.56 x 29	71	12	<b>\$486</b>

26.56" deep with recessed pulls. **No thumb latch.** Lock included. Ball bearing suspension with interlock system. Shipped assembled in 1 carton.

- **26-202-LI** files letter size documents; **26-252-LI** files legal size documents.

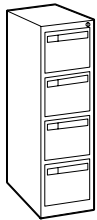


**3 Drawer Vertical File**

26-302-LI	15.15 x 26.56 x 40	93.5	13	<b>\$691</b>
26-352-LI	18.15 x 26.56 x 40	105.5	16	<b>\$728</b>

26.56" deep with recessed pulls. **No thumb latch.** Lock included. Ball bearing suspension with interlock system. Shipped assembled in 1 carton.

- **26-302-LI** files letter size documents; **26-352-LI** files legal size documents.

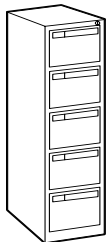


**4 Drawer Vertical File**

26-402-LI	15.15 x 26.56 x 52	120	17	<b>\$765</b>
26-452-LI	18.15 x 26.56 x 52	130	20	<b>\$834</b>

26.56" deep with recessed pulls. **No thumb latch.** Lock included. Ball bearing suspension with interlock system. Shipped assembled in 1 carton.

- **26-402-LI** files letter size documents; **26-452-LI** files legal size documents.



**5 Drawer Vertical File**

26-502-LI	15.15 x 26.56 x 64.25	143.5	21	<b>\$994</b>
26-552-LI	18.15 x 26.56 x 64.25	159.5	24	<b>\$1040</b>

26.56" deep with recessed pulls. **No thumb latch.** Lock included. Ball bearing suspension with interlock system. Shipped assembled in 1 carton.

- **26-502-LI** files letter size documents; **26-552-LI** files legal size documents.

**Required specifications**  
Paint finish

**Optional specifications**  
Key alike/key #

# V VERTICAL FILES

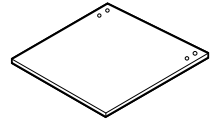
VERTICAL FILE ACCESSORIES	MODEL #	DIMENSIONS	WT/LB.	CUBIC FT.	LIST PRICE
---------------------------	---------	------------	--------	-----------	------------



**Extra Key**

	W x D x H			
EK28	-	0.01	0.1	<b>\$13</b>

Key for 2600 Series vertical files. Specify core #. Key range W401-W550.



**Counterweight**

CWB28	-	24	0.22	<b>\$150</b>
-------	---	----	------	--------------

Recommended for use in 2, 3, 4 and 5 high vertical files.

## GENERAL INFORMATION

- Comprehensive range of personal storage in a variety of sizes and configurations starting at:
  - 35"H single column widths up to 72"H triple column widths
  - In widths of 12", 15", 18", 24", 30", 36" and 42" depending on configuration
- Configurations include units with 1, 2, 3, 4, 6, 8, 9 or 12 individual compartments depending on size.
- Lockers provide individual storage solutions for personal and work-related materials. Extensive range of configurations and aesthetic choices available to complement any space plan; in personal or shared workspaces, providing flexibility, convenience and security. Ideal for flex spaces and hybrid work schedules; can be used to help define space in an open area or a bank along a wall, or used as barriers between work areas and to help guide workplace foot traffic flow .
- Painted metal case available with door front options available in painted metal or thermally fused laminate to add warmth and complement desk products or millwork.
- Multiple door pull options including integrated full metal pulls or applied pulls to match Global desk series to seamlessly integrate with any existing products to customize the overall aesthetic.
- Digital keyless lock options with keypad entry, programmable for "assigned" or single use "hotelling" applications. Be sure to specify master programming key and manager key(s) for each installation site.
- Inside access to leveling glides for ease of installation.
- Optional angle tops available to convert a standard flat top locker to one with a sloped top.
- Angle tops are 5" high and can be added to any Prime locker.
- Units are ship fully assembled.

## CONSTRUCTION SPECIFICATIONS

- Steel case construction of top and bottom, back and sides are 20 gauge flanged steel.
  - Welded case is reinforced with 20 gauge steel horizontal and vertical channels to ensure strength.
  - Weld nuts at the base for attachment of adjustable glides.
  - Steel doors are constructed of 22 gauge flanged steel and reinforced with 22 gauge steel vertical braces.
  - Full overlay hinged doors with 110° opening angle.
  - Laminate doors are thermally fused laminate with 1mm matching edgeband around perimeter.
  - Double and triple column lockers have vertical dividers constructed of double wall 20 gauge steel fastened to the base and top.
  - Meets applicable ANSI/BIFMA standards for optimum durability and performance.
- Note:** All **12", 15" or 18" wide lockers must be ganged** to another locker or anchored to a fixed wall or adjacent cabinet for compliance with applicable ANSI/BIFMA X5.6 storage standards. Ganging instructions are available separately.

## PRODUCT CODE BREAKDOWN

Example 1: **GUTSS** | 4 | 72 | S | 15 | L | P

**GUTSS** - indicates locker, single column

6th position # - indicates row count (horizontal division of column)

- 1** = single row (1 high)
- 2** = two rows (2 high)
- 3** = three rows (3 high)
- 4** = four rows (4 high)

7th and 8th position # - indicates overall nominal height

**S** - indicates 18" overall depth

10th and 11th position # - indicates overall width

**L** or **R** - indicates doors installed for left or right hand hinge

*Note: Handedness is determined by the location of the hinges on the door*

Last character indicates door front style:

- P** - full pull
- M** - flat metal front, handle style optional
- L** - laminate front, handle style optional

Example 2: **GUTDS** | F | 1 | 54 | S | 24 | L | M

Example 3: **GUTTS** | F | 4 | 72 | S | 36 | R | L

**GUTDS** - indicates locker, double column

**GUTTS** - indicates locker, triple column

F - indicates freestanding, applicable to double and triple column lockers

7th position # - indicates row count (horizontal division of column)

- 1** = single row (1 high)
- 2** = two rows (2 high)
- 3** = three rows (3 high)
- 4** = four rows (4 high)

8th and 9th position # - indicates overall nominal height

**S** - indicates 18" overall depth

11th and 12th position # - indicates overall width

**L** or **R** - indicates doors installed for left or right hand hinge

*Note: Handedness is determined by the location of the hinges on the door*

Last character indicates door front style:

- P** - full pull
- M** - flat metal front, handle style optional
- L** - laminate front, handle style optional

## SPECIFICATION OPTIONS:

### FINISH OPTIONS

- Specify finish for case and doors separately.
- Steel case and doors are finished in an environmentally friendly electrostatically applied powder coat solution - a superior durable and lasting finish.
- Specify laminate finish for laminate fronts.
- Specify handle for models ending in **M** (flat front metal) or **L** (laminate front)

### Painted steel case and door finish options:

<b>BLK</b> Black	<b>NEV</b> Nevada
<b>BNE</b> Bone	<b>OYS</b> Oyster
<b>BGR</b> Business Grey	<b>SKY</b> Sky
<b>CHR</b> Charcoal	<b>SIL</b> Silver
<b>CLT</b> Claret	<b>STN</b> Stone
<b>DPT</b> Desert Putty	<b>SGR</b> Storm Grey
<b>DWT</b> Designer White	<b>TSA</b> Tahiti Sand
<b>FOG</b> Fog	<b>TPE</b> Taupe
<b>GRY</b> Grey	<b>TUN</b> Tungsten (add 10% upcharge)
<b>ICE</b> Ice	<b>WIL</b> Willow
<b>IVR</b> Ivory	<b>BKC</b> Black Coffee Textured
<b>LGR</b> Light Grey	<b>BZD</b> Blizzard Textured
<b>MET</b> Metro	<b>DCH</b> Dark Chocolate Textured
<b>MOS</b> Moss	<b>MCH</b> Mocha Textured
<b>NVY</b> Navy	<b>SDT</b> Stonedust Textured

### Thermally fused laminate door front finish options:

<b>ACJ</b> Absolute Acajou	<b>FCL</b> First Class
<b>ASN</b> Asian Night	<b>NBL</b> Noce Biondo
<b>AWC</b> Avant Cherry	<b>NGL</b> Noce Grigio
<b>AWH</b> Avant Honey	<b>NEL</b> Noce Leggero
<b>BLK</b> Black	<b>NML</b> Noce Medio
<b>BZD</b> Blizzard	<b>QTM</b> Quartered Mahogany
<b>BRC</b> Brushed Cobalt	<b>SBY</b> Sheer Beauty
<b>CMB</b> Clear Maple	<b>SDT</b> Stondust
<b>CGY</b> Custom Grey	<b>SOG</b> Storm Grey
<b>DES</b> Dark Espresso	<b>WHE</b> Walnut Heights
<b>DWT</b> Designer White	<b>WHC</b> White Chocolate
<b>FAS</b> Fashionista	<b>WCR</b> Winter Cherry

### PULLS

For models ending in **P** (full pull)


- No handle option (default)
- Hasp lock for user supplied padlock is not optional
- Digital keyless entry, keypad style lock is not optional

For models ending in **M** (flat front metal) or **L** (laminate front)

- R** - Bar handle, Black
- Q** - Bar handle, Silver
- G** - Bridges BRH1B, Black
- B** - Bridges BRH1, anodized aluminum
- P** - Bridges BRH2, anodized aluminum
- O** - Crescent handle, Black
- Z** - Dimpled handle, Nickel
- X** - Flared handle, Black
- W** - Flared handle, Brass
- S** - Flared handle, Silver
- U** - Square edge handle, Black
- V** - Square edge handle, Silver
- L** - Hasp lock, no handle

**Add \$50** list upcharge per opening, lock will default to option **KHS**.

**K** - Digital lock (includes handle) keypad entry with "assigned" (**KDA**) or "shared" (**KDS**) mode. **Add \$270** per opening.



Note: Unless noted otherwise, handles are from the Zira desking series.

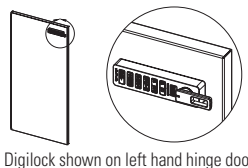
### LOCK

The following options are available for units with full pull or when applied pull is selected:

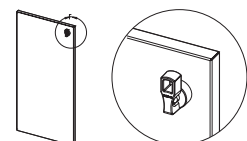
- NLK** - No lock
- KRM** - Key random
- KLP** - Key list provided, cores shipped separately

Notes:

- When **K** pull option is specified for digital lock, select lock option:  
**KDA** for assigned mode  
**KDS** for shared mode  
 Lock position is the same as for cam lock (see page 38), hardware mounted horizontally. Be sure to specify Digilock program and manager keys separately (one program key and at least one manager key is required per install). Refer to page 57.
- For models ending in **P** (full pull), lock position is the same as for cam lock (see page 38) but within the full pull fold.
- For hasp lock (**L**) option, same position as Digilock option.



Digilock shown on left hand hinge door



Hasp lock shown on left hand hinge door

**VENTILATION**

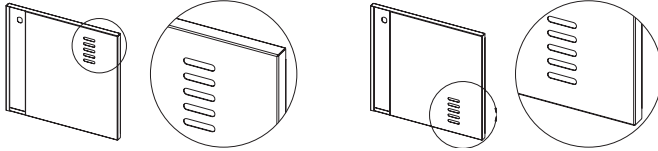
- Applicable only for lockers with metal doors (models ending in **P** and **M**), at no upcharge. Ventilation options are not available for products with laminate fronts.

**N** - None

**U** - Upper position on door front

**L** - Lower position on door front

**B** - Both upper and lower positions on door front



Full pull door with vents on upper side

Full pull door with vents on the lower side

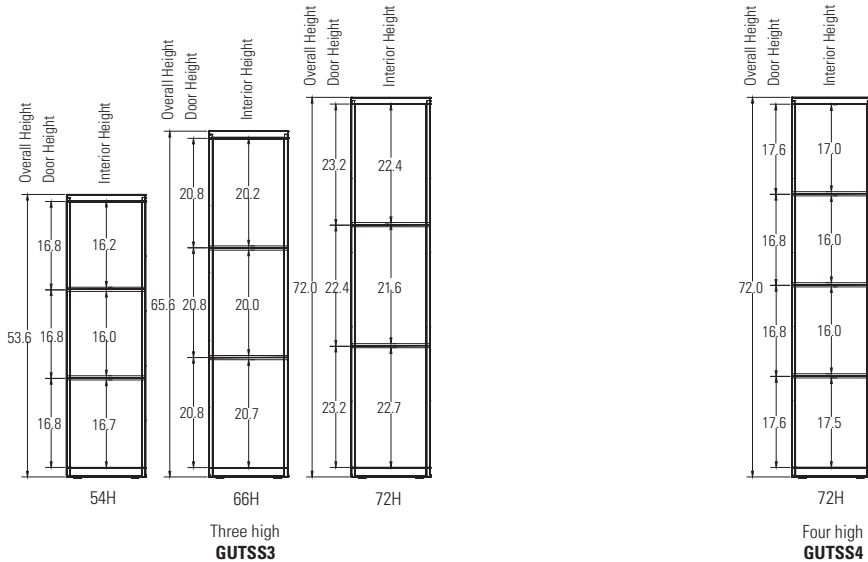
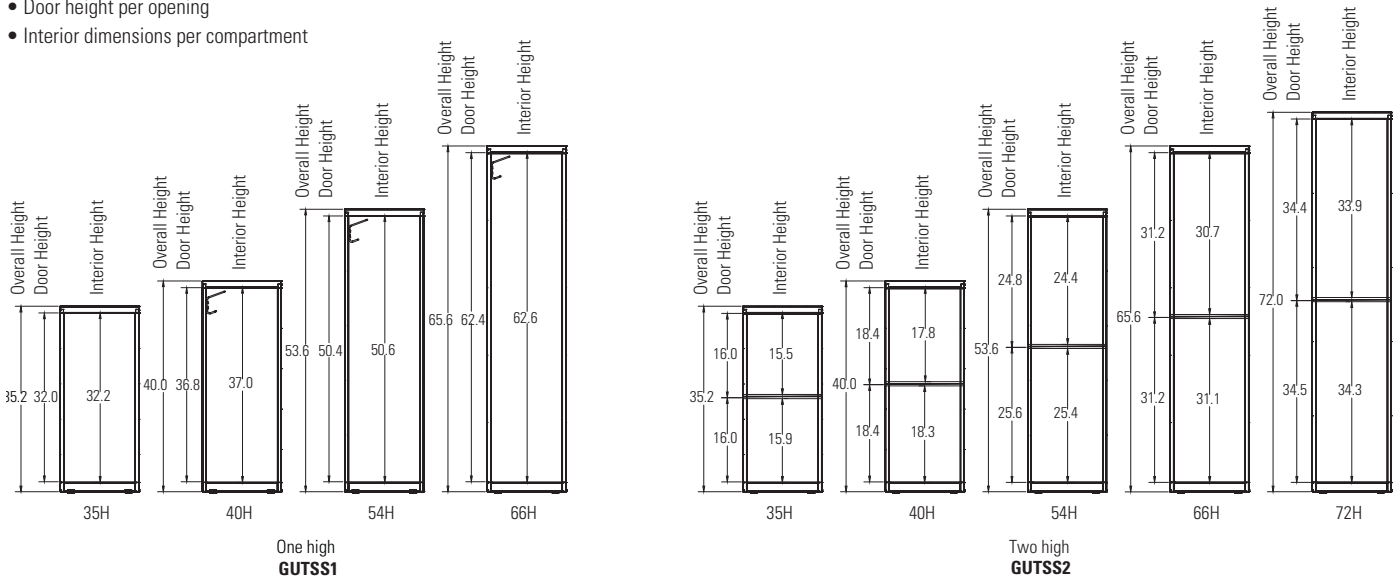
**GANGING**

- All **12", 15" and 18" wide lockers must be ganged** to another locker or anchored to a fixed wall or adjacent cabinet to be compliant with applicable ANSI/BIFMA X5.6 storage standards. Use #8 or # 10 self-tapping screws to join units through the frame holes at the frame location where there is a double wall to ensure the screw tips are protected inside the frame. Self-tapping screws are to be provided by the installation company. Ganging instructions with imagery available online.

# P PRIME PERSONAL LOCKERS - NOTES

## ELEVATION SPECIFICS

- Overall locker height (for single, double and triple column locker configurations)
- Door height per opening
- Interior dimensions per compartment



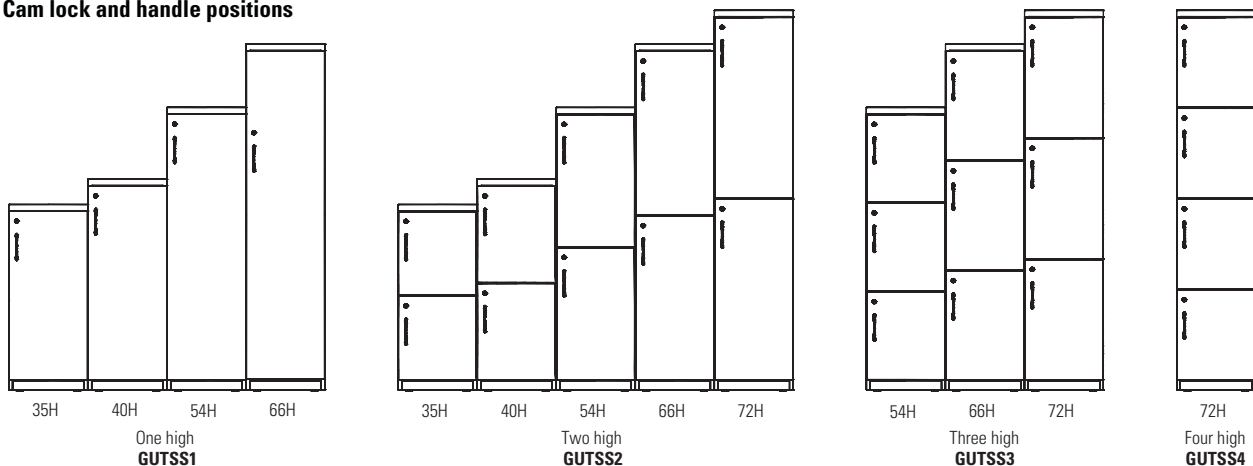
### Inside column widths:

Single column  
 GUTSS 12" - 10.5"  
 GUTSS 15" - 13.5"  
 GUTSS 18" - 16.5"

Double column  
 GUTDS 24" - 10.5"  
 GUTDS 30" - 13.5"  
 GUTDS 36" - 16.5"

Triple column  
 GUTTS 36" - 10.5"  
 GUTTS 42" - 12.5"

### Cam lock and handle positions



## ONE HIGH - SINGLE COLUMN, SINGLE ROW

MODEL #      DIMENSIONS      WT/LB.      CUBIC FT.      LIST PRICE

W x D x H

### Full pull <sup>(2)</sup>

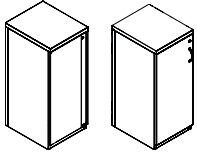
GUTSS135S12LP / RP	12 x 18 x 35.2	42	5.6	<b>\$1179</b>
GUTSS135S15LP / RP	15 x 18 x 35.2	47.3	6.8	<b>\$1252</b>
GUTSS135S18LP / RP	18 x 18 x 35.2	52.5	8.1	<b>\$1324</b>

### Flat metal front <sup>(1)(2)</sup>

GUTSS135S12LM / RM	12 x 18 x 35.2	42	5.6	<b>\$1203</b>
GUTSS135S15LM / RM	15 x 18 x 35.2	47.3	6.8	<b>\$1276</b>
GUTSS135S18LM / RM	18 x 18 x 35.2	52.5	8.1	<b>\$1348</b>

### Laminate front <sup>(1)</sup>

GUTSS135S12LL / RL	12 x 18 x 35.2	42	5.6	<b>\$1287</b>
GUTSS135S15LL / RL	15 x 18 x 35.2	47.3	6.8	<b>\$1369</b>
GUTSS135S18LL / RL	18 x 18 x 35.2	52.5	8.1	<b>\$1451</b>



Left hand shown

One High, Single Column Locker - 35"H

- Select suffix **(LP)** for **left** hand / **(RP)** for **right** hand opening with full pull.
- Select suffix **(LM)** for **left** hand / **(RM)** for **right** hand opening with flat metal front.
- Select suffix **(LL)** for **left** hand / **(RL)** for **right** hand opening with laminate front.
- 12", 15" and 18" wide lockers to be ganged or anchored for compliance with ANSI/BIFMA X5.6 storage standards.

### Full pull <sup>(2)</sup>

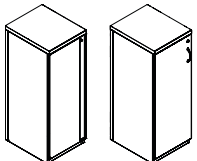
GUTSS140S12LP / RP	12 x 18 x 40	43.5	6.3	<b>\$1245</b>
GUTSS140S15LP / RP	15 x 18 x 40	48.5	7.7	<b>\$1291</b>
GUTSS140S18LP / RP	18 x 18 x 40	53.6	9.1	<b>\$1344</b>

### Flat metal front <sup>(1)(2)</sup>

GUTSS140S12LM / RM	12 x 18 x 40	43.5	6.3	<b>\$1269</b>
GUTSS140S15LM / RM	15 x 18 x 40	48.5	7.7	<b>\$1315</b>
GUTSS140S18LM / RM	18 x 18 x 40	53.6	9.1	<b>\$1368</b>

### Laminate front <sup>(1)</sup>

GUTSS140S12LL / RL	12 x 18 x 40	43.5	6.3	<b>\$1360</b>
GUTSS140S15LL / RL	15 x 18 x 40	48.5	7.7	<b>\$1400</b>
GUTSS140S18LL / RL	18 x 18 x 40	53.6	9.1	<b>\$1506</b>



Left hand shown

One High, Single Column Locker - 40"H

- Select suffix **(LP)** for **left** hand / **(RP)** for **right** hand opening with full pull.
- Select suffix **(LM)** for **left** hand / **(RM)** for **right** hand opening with flat metal front.
- Select suffix **(LL)** for **left** hand / **(RL)** for **right** hand opening with laminate front.
- 12", 15" and 18" wide lockers to be ganged or anchored for compliance with ANSI/BIFMA X5.6 storage standards.

### Required specifications

Case finish (paint)  
Door front finish (paint or laminate)  
Pull <sup>(1)</sup>  
Lock

### Optional specifications

Ventilation <sup>(2)</sup>

Refer to specification options on page 36 for applicable options and upcharges.

When ordering digital lock, be sure to order program and manager keys (see notes on page 36 for more information).



# P PRIME PERSONAL LOCKERS

## ONE HIGH - SINGLE COLUMN, SINGLE ROW

MODEL # DIMENSIONS WT/LB. CUBIC FT. LIST PRICE

W x D x H

### Full pull <sup>(2)</sup>

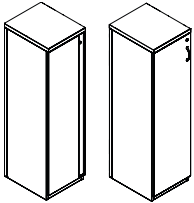
GUTSS154S12LP / RP	12 x 18 x 53.6	58	8.4	<b>\$1439</b>
GUTSS154S15LP / RP	15 x 18 x 53.6	64.8	10.3	<b>\$1494</b>
GUTSS154S18LP / RP	18 x 18 x 53.6	71.6	12.1	<b>\$1567</b>

### Flat metal front <sup>(1)(2)</sup>

GUTSS154S12LM / RM	12 x 18 x 53.6	58	8.4	<b>\$1463</b>
GUTSS154S15LM / RM	15 x 18 x 53.6	64.8	10.3	<b>\$1518</b>
GUTSS154S18LM / RM	18 x 18 x 53.6	71.6	12.1	<b>\$1591</b>

### Laminate front <sup>(1)</sup>

GUTSS154S12LL / RL	12 x 18 x 53.6	58	8.4	<b>\$1638</b>
GUTSS154S15LL / RL	15 x 18 x 53.6	64.8	10.3	<b>\$1701</b>
GUTSS154S18LL / RL	18 x 18 x 53.6	71.6	12.1	<b>\$1786</b>



Left hand shown

One High, Single Column Locker - 54"H

- Select suffix **(LP)** for **left** hand / **(RP)** for **right** hand opening with full pull.
- Select suffix **(LM)** for **left** hand / **(RM)** for **right** hand opening with flat metal front.
- Select suffix **(LL)** for **left** hand / **(RL)** for **right** hand opening with laminate front.
- 12", 15" and 18" wide lockers to be ganged or anchored for compliance with ANSI/BIFMA X5.6 storage standards.

### Full pull <sup>(2)</sup>

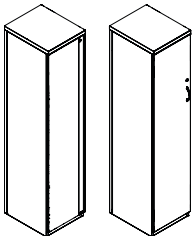
GUTSS166S12LP / RP	12 x 18 x 65.6	71.5	10.2	<b>\$1619</b>
GUTSS166S15LP / RP	15 x 18 x 65.6	79.9	12.5	<b>\$1681</b>
GUTSS166S18LP / RP	18 x 18 x 65.6	88.2	14.8	<b>\$1765</b>

### Flat metal front <sup>(1)(2)</sup>

GUTSS166S12LM / RM	12 x 18 x 65.6	71.5	10.2	<b>\$1643</b>
GUTSS166S15LM / RM	15 x 18 x 65.6	79.9	12.5	<b>\$1705</b>
GUTSS166S18LM / RM	18 x 18 x 65.6	88.2	14.8	<b>\$1789</b>

### Laminate front <sup>(1)</sup>

GUTSS166S12LL / RL	12 x 18 x 65.6	71.5	10.2	<b>\$1800</b>
GUTSS166S15LL / RL	15 x 18 x 65.6	79.9	12.5	<b>\$1833</b>
GUTSS166S18LL / RL	18 x 18 x 65.6	88.2	14.8	<b>\$1955</b>



Left hand shown

One High, Single Column Locker - 66"H

- Select suffix **(LP)** for **left** hand / **(RP)** for **right** hand opening with full pull.
- Select suffix **(LM)** for **left** hand / **(RM)** for **right** hand opening with flat metal front.
- Select suffix **(LL)** for **left** hand / **(RL)** for **right** hand opening with laminate front.
- 12", 15" and 18" wide lockers to be ganged or anchored for compliance with ANSI/BIFMA X5.6 storage standards.

### Required specifications

Case finish (paint)  
Door front finish (paint or laminate)  
Pull <sup>(1)</sup>  
Lock

### Optional specifications

Ventilation <sup>(2)</sup>

Refer to specification options on page 36 for applicable options and upcharges.

When ordering digital lock, be sure to order program and manager keys (see notes on page 36 for more information).

## TWO HIGH - SINGLE COLUMN, TWO ROWS

MODEL # DIMENSIONS WT/LB. CUBIC FT. LIST PRICE

W x D x H

### Full pull <sup>(2)</sup>

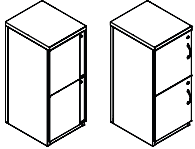
GUTSS235S12LP / RP	12 x 18 x 35.2	38.8	5.6	<b>\$1569</b>
GUTSS235S15LP / RP	15 x 18 x 35.2	48.5	6.8	<b>\$1653</b>
GUTSS235S18LP / RP	18 x 18 x 35.2	53.8	8.1	<b>\$1737</b>

### Flat metal front <sup>(1)(2)</sup>

GUTSS235S12LM / RM	12 x 18 x 35.2	38.8	5.6	<b>\$1617</b>
GUTSS235S15LM / RM	15 x 18 x 35.2	48.5	6.8	<b>\$1701</b>
GUTSS235S18LM / RM	18 x 18 x 35.2	53.8	8.1	<b>\$1785</b>

### Laminate front <sup>(1)</sup>

GUTSS235S12LL / RL	12 x 18 x 35.2	38.8	5.6	<b>\$1688</b>
GUTSS235S15LL / RL	15 x 18 x 35.2	48.5	6.8	<b>\$1788</b>
GUTSS235S18LL / RL	18 x 18 x 35.2	53.8	8.1	<b>\$1887</b>



Left hand shown

Two High, Single Column Locker - 35"H

- Select suffix **(LP)** for **left** hand / **(RP)** for **right** hand opening with full pull.
- Select suffix **(LM)** for **left** hand / **(RM)** for **right** hand opening with flat metal front.
- Select suffix **(LL)** for **left** hand / **(RL)** for **right** hand opening with laminate front.
- 12", 15" and 18" wide lockers to be ganged or anchored for compliance with ANSI/BIFMA X5.6 storage standards.

### Full pull <sup>(2)</sup>

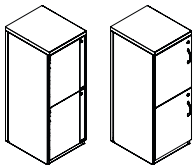
GUTSS240S12LP / RP	12 x 18 x 40	42.4	6.3	<b>\$1615</b>
GUTSS240S15LP / RP	15 x 18 x 40	53	7.7	<b>\$1704</b>
GUTSS240S18LP / RP	18 x 18 x 40	58.7	9.1	<b>\$1793</b>

### Flat metal front <sup>(1)(2)</sup>

GUTSS240S12LM / RM	12 x 18 x 40	42.4	6.3	<b>\$1663</b>
GUTSS240S15LM / RM	15 x 18 x 40	53	7.7	<b>\$1752</b>
GUTSS240S18LM / RM	18 x 18 x 40	58.7	9.1	<b>\$1841</b>

### Laminate front <sup>(1)</sup>

GUTSS240S12LL / RL	12 x 18 x 40	42.4	6.3	<b>\$1747</b>
GUTSS240S15LL / RL	15 x 18 x 40	53	7.7	<b>\$1851</b>
GUTSS240S18LL / RL	18 x 18 x 40	58.7	9.1	<b>\$1955</b>



Left hand shown

Two High, Single Column Locker - 40"H

- Select suffix **(LP)** for **left** hand / **(RP)** for **right** hand opening with full pull.
- Select suffix **(LM)** for **left** hand / **(RM)** for **right** hand opening with flat metal front.
- Select suffix **(LL)** for **left** hand / **(RL)** for **right** hand opening with laminate front.
- 12", 15" and 18" wide lockers to be ganged or anchored for compliance with ANSI/BIFMA X5.6 storage standards.

### Required specifications

Case finish (paint)  
Door front finish (paint or laminate)  
Pull <sup>(1)</sup>  
Lock

### Optional specifications

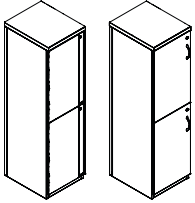
Ventilation <sup>(2)</sup>

Refer to specification options on page 36 for applicable options and upcharges.

When ordering digital lock, be sure to order program and manager keys (see notes on page 36 for more information).

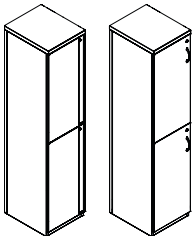
# P PRIME PERSONAL LOCKERS

## TWO HIGH - SINGLE COLUMN, TWO ROWS



Left hand shown

**Two High, Single Column Locker - 54"H**



Left hand shown

**Two High, Single Column Locker - 66"H**

MODEL #	DIMENSIONS	WT/LB.	CUBIC FT.	LIST PRICE
---------	------------	--------	-----------	------------

W x D x H

**Full pull**<sup>(2)</sup>

GUTSS254S12LP / RP	12 x 18 x 53.6	58.4	8.4	<b>\$1732</b>
GUTSS254S15LP / RP	15 x 18 x 53.6	73	10.3	<b>\$1830</b>
GUTSS254S18LP / RP	18 x 18 x 53.6	81	12.1	<b>\$1923</b>

**Flat metal front**<sup>(1)(2)</sup>

GUTSS254S12LM / RM	12 x 18 x 53.6	58.4	8.4	<b>\$1780</b>
GUTSS254S15LM / RM	15 x 18 x 53.6	73	10.3	<b>\$1878</b>
GUTSS254S18LM / RM	18 x 18 x 53.6	81	12.1	<b>\$1971</b>

**Laminate front**<sup>(1)</sup>

GUTSS254S12LL / RL	12 x 18 x 53.6	58.4	8.4	<b>\$1892</b>
GUTSS254S15LL / RL	15 x 18 x 53.6	73	10.3	<b>\$2009</b>
GUTSS254S18LL / RL	18 x 18 x 53.6	81	12.1	<b>\$2131</b>

- Select suffix **(LP)** for **left** hand / **(RP)** for **right** hand opening with full pull.
- Select suffix **(LM)** for **left** hand / **(RM)** for **right** hand opening with flat metal front.
- Select suffix **(LL)** for **left** hand / **(RL)** for **right** hand opening with laminate front.
- 12", 15" and 18" wide lockers to be ganged or anchored for compliance with ANSI/BIFMA X5.6 storage standards.

**Full pull**<sup>(2)</sup>

GUTSS266S12LP / RP	12 x 18 x 65.6	67.3	10.2	<b>\$1896</b>
GUTSS266S15LP / RP	15 x 18 x 65.6	84.1	12.5	<b>\$1975</b>
GUTSS266S18LP / RP	18 x 18 x 65.6	93.1	14.8	<b>\$2051</b>

**Flat metal front**<sup>(1)(2)</sup>

GUTSS266S12LM / RM	12 x 18 x 65.6	67.3	10.2	<b>\$1944</b>
GUTSS266S15LM / RM	15 x 18 x 65.6	84.1	12.5	<b>\$2023</b>
GUTSS266S18LM / RM	18 x 18 x 65.6	93.1	14.8	<b>\$2099</b>

**Laminate front**<sup>(1)</sup>

GUTSS266S12LL / RL	12 x 18 x 65.6	67.3	10.2	<b>\$2145</b>
GUTSS266S15LL / RL	15 x 18 x 65.6	84.1	12.5	<b>\$2186</b>
GUTSS266S18LL / RL	18 x 18 x 65.6	93.1	14.8	<b>\$2215</b>

- Select suffix **(LP)** for **left** hand / **(RP)** for **right** hand opening with full pull.
- Select suffix **(LM)** for **left** hand / **(RM)** for **right** hand opening with flat metal front.
- Select suffix **(LL)** for **left** hand / **(RL)** for **right** hand opening with laminate front.
- 12", 15" and 18" wide lockers to be ganged or anchored for compliance with ANSI/BIFMA X5.6 storage standards.

**Required specifications**

Case finish (paint)  
 Door front finish (paint or laminate)  
 Pull<sup>(1)</sup>  
 Lock

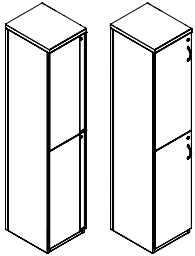
**Optional specifications**

Ventilation<sup>(2)</sup>

Refer to specification options on page 36 for applicable options and upcharges.

When ordering digital lock, be sure to order program and manager keys (see notes on page 36 for more information).

## TWO HIGH - SINGLE COLUMN, TWO ROWS



Left hand shown

Two High, Single Column Locker - 72"H

MODEL #	DIMENSIONS	WT/LB.	CUBIC FT.	LIST PRICE
---------	------------	--------	-----------	------------

W x D x H

### Full pull <sup>(2)</sup>

GUTSS272S12LP / RP	12 x 18 x 72	72	11.2	<b>\$1919</b>
GUTSS272S15LP / RP	15 x 18 x 72	90	13.7	<b>\$2026</b>
GUTSS272S18LP / RP	18 x 18 x 72	99.6	16.2	<b>\$2134</b>

### Flat metal front <sup>(1)(2)</sup>

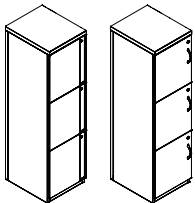
GUTSS272S12LM / RM	12 x 18 x 72	72	11.2	<b>\$1967</b>
GUTSS272S15LM / RM	15 x 18 x 72	90	13.7	<b>\$2074</b>
GUTSS272S18LM / RM	18 x 18 x 72	99.6	16.2	<b>\$2182</b>

### Laminate front <sup>(1)</sup>

GUTSS272S12LL / RL	12 x 18 x 72	72	11.2	<b>\$2127</b>
GUTSS272S15LL / RL	15 x 18 x 72	90	13.7	<b>\$2263</b>
GUTSS272S18LL / RL	18 x 18 x 72	99.6	16.2	<b>\$2398</b>

- Select suffix **(LP)** for **left** hand / **(RP)** for **right** hand opening with full pull.
- Select suffix **(LM)** for **left** hand / **(RM)** for **right** hand opening with flat metal front.
- Select suffix **(LL)** for **left** hand / **(RL)** for **right** hand opening with laminate front.
- 12", 15" and 18" wide lockers to be ganged or anchored for compliance with ANSI/BIFMA X5.6 storage standards.

## THREE HIGH - SINGLE COLUMN, THREE ROWS



Left hand shown

Three High, Single Column Locker - 54"H

### Full pull <sup>(2)</sup>

GUTSS354S12LP / RP	12 x 18 x 53.6	56.3	8.4	<b>\$2008</b>
GUTSS354S15LP / RP	15 x 18 x 53.6	70.4	10.3	<b>\$2093</b>
GUTSS354S18LP / RP	18 x 18 x 53.6	77.9	12.1	<b>\$2200</b>

### Flat metal front <sup>(1)(2)</sup>

GUTSS354S12LM / RM	12 x 18 x 53.6	56.3	8.4	<b>\$2080</b>
GUTSS354S15LM / RM	15 x 18 x 53.6	70.4	10.3	<b>\$2165</b>
GUTSS354S18LM / RM	18 x 18 x 53.6	77.9	12.1	<b>\$2272</b>

### Laminate front <sup>(1)</sup>

GUTSS354S12LL / RL	12 x 18 x 53.6	56.3	8.4	<b>\$2318</b>
GUTSS354S15LL / RL	15 x 18 x 53.6	70.4	10.3	<b>\$2462</b>
GUTSS354S18LL / RL	18 x 18 x 53.6	77.9	12.1	<b>\$2611</b>

- Select suffix **(LP)** for **left** hand / **(RP)** for **right** hand opening with full pull.
- Select suffix **(LM)** for **left** hand / **(RM)** for **right** hand opening with flat metal front.
- Select suffix **(LL)** for **left** hand / **(RL)** for **right** hand opening with laminate front.
- 12", 15" and 18" wide lockers to be ganged or anchored for compliance with ANSI/BIFMA X5.6 storage standards.

### Required specifications

Case finish (paint)  
Door front finish (paint or laminate)  
Pull <sup>(1)</sup>  
Lock

### Optional specifications

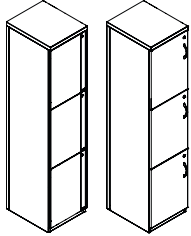
Ventilation <sup>(2)</sup>

Refer to specification options on page 36 for applicable options and upcharges.

When ordering digital lock, be sure to order program and manager keys (see notes on page 36 for more information).

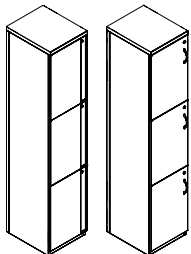
# P PRIME PERSONAL LOCKERS

## THREE HIGH - SINGLE COLUMN, THREE ROWS



Left hand shown

Three High, Single Column Locker - 66"H



Left hand shown

Three High, Single Column Locker - 72"H

MODEL #	DIMENSIONS	WT/LB.	CUBIC FT.	LIST PRICE
---------	------------	--------	-----------	------------

W x D x H

### Full pull <sup>(2)</sup>

GUTSS366S12LP / RP	12 x 18 x 65.6	65.2	10.2	<b>\$2139</b>
GUTSS366S15LP / RP	15 x 18 x 65.6	81.5	12.5	<b>\$2255</b>
GUTSS366S18LP / RP	18 x 18 x 65.6	90	14.8	<b>\$2340</b>

### Flat metal front <sup>(1)(2)</sup>

GUTSS366S12LM / RM	12 x 18 x 65.6	65.2	10.2	<b>\$2211</b>
GUTSS366S15LM / RM	15 x 18 x 65.6	81.5	12.5	<b>\$2327</b>
GUTSS366S18LM / RM	18 x 18 x 65.6	90	14.8	<b>\$2412</b>

### Laminate front <sup>(1)</sup>

GUTSS366S12LL / RL	12 x 18 x 65.6	65.2	10.2	<b>\$2510</b>
GUTSS366S15LL / RL	15 x 18 x 65.6	81.5	12.5	<b>\$2669</b>
GUTSS366S18LL / RL	18 x 18 x 65.6	90	14.8	<b>\$2827</b>

- Select suffix **(LP)** for **left** hand / **(RP)** for **right** hand opening with full pull.
- Select suffix **(LM)** for **left** hand / **(RM)** for **right** hand opening with flat metal front.
- Select suffix **(LL)** for **left** hand / **(RL)** for **right** hand opening with laminate front.
- 12", 15" and 18" wide lockers to be ganged or anchored for compliance with ANSI/BIFMA X5.6 storage standards.

### Full pull <sup>(2)</sup>

GUTSS372S12LP / RP	12 x 18 x 72	75.9	11.2	<b>\$2218</b>
GUTSS372S15LP / RP	15 x 18 x 72	94.8	13.7	<b>\$2339</b>
GUTSS372S18LP / RP	18 x 18 x 72	105.1	16.2	<b>\$2460</b>

### Flat metal front <sup>(1)(2)</sup>

GUTSS372S12LM / RM	12 x 18 x 72	75.9	11.2	<b>\$2290</b>
GUTSS372S15LM / RM	15 x 18 x 72	94.8	13.7	<b>\$2411</b>
GUTSS372S18LM / RM	18 x 18 x 72	105.1	16.2	<b>\$2532</b>

### Laminate front <sup>(1)</sup>

GUTSS372S12LL / RL	12 x 18 x 72	75.9	11.2	<b>\$2611</b>
GUTSS372S15LL / RL	15 x 18 x 72	94.8	13.7	<b>\$2774</b>
GUTSS372S18LL / RL	18 x 18 x 72	105.1	16.2	<b>\$2938</b>

- Select suffix **(LP)** for **left** hand / **(RP)** for **right** hand opening with full pull.
- Select suffix **(LM)** for **left** hand / **(RM)** for **right** hand opening with flat metal front.
- Select suffix **(LL)** for **left** hand / **(RL)** for **right** hand opening with laminate front.
- 12", 15" and 18" wide lockers to be ganged or anchored for compliance with ANSI/BIFMA X5.6 storage standards.

#### Required specifications

Case finish (paint)  
 Door front finish (paint or laminate)  
 Pull <sup>(1)</sup>  
 Lock

#### Optional specifications

Ventilation <sup>(2)</sup>

Refer to specification options on page 36 for applicable options and upcharges.

When ordering digital lock, be sure to order program and manager keys (see notes on page 36 for more information).

**FOUR HIGH - SINGLE COLUMN, FOUR ROWS      MODEL #      DIMENSIONS      WT/LB.      CUBIC FT.      LIST PRICE**

W x D x H

**Full pull <sup>(2)</sup>**

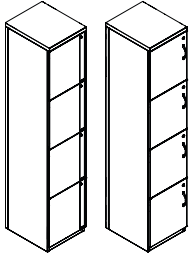
GUTSS472S12LP / RP	12 x 18 x 72	73.8	11.2	<b>\$2702</b>
GUTSS472S15LP / RP	15 x 18 x 72	92.3	13.7	<b>\$2851</b>
GUTSS472S18LP / RP	18 x 18 x 72	102	16.2	<b>\$3000</b>

**Flat metal front <sup>(1)(2)</sup>**

GUTSS472S12LM / RM	12 x 18 x 72	73.8	11.2	<b>\$2798</b>
GUTSS472S15LM / RM	15 x 18 x 72	92.3	13.7	<b>\$2947</b>
GUTSS472S18LM / RM	18 x 18 x 72	102	16.2	<b>\$3096</b>

**Laminate front <sup>(1)</sup>**

GUTSS472S12LL / RL	12 x 18 x 72	73.8	11.2	<b>\$3072</b>
GUTSS472S15LL / RL	15 x 18 x 72	92.3	13.7	<b>\$3259</b>
GUTSS472S18LL / RL	18 x 18 x 72	102	16.2	<b>\$3446</b>



Left hand shown

**Four High, Single Column Locker - 72"H**

- Select suffix **(LP)** for **left** hand / **(RP)** for **right** hand opening with full pull.
- Select suffix **(LM)** for **left** hand / **(RM)** for **right** hand opening with flat metal front.
- Select suffix **(LL)** for **left** hand / **(RL)** for **right** hand opening with laminate front.
- 12", 15" and 18" wide lockers to be ganged or anchored for compliance with ANSI/BIFMA X5.6 storage standards.

**Required specifications**

Case finish (paint)  
 Door front finish (paint or laminate)  
 Pull <sup>(1)</sup>  
 Lock

**Optional specifications**

Ventilation <sup>(2)</sup>

Refer to specification options on page 36 for applicable options and upcharges.

When ordering digital lock, be sure to order program and manager keys (see notes on page 36 for more information).

# P PRIME PERSONAL LOCKERS

## ONE HIGH - DOUBLE COLUMN, ONE ROW

MODEL # DIMENSIONS WT/LB. CUBIC FT. LIST PRICE

W x D x H

### Full pull <sup>(2)</sup>

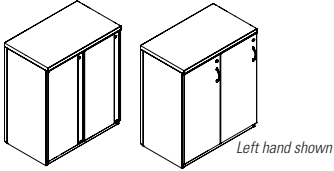
GUTDSF135S24LP / RP	24 x 18 x 35.2	78.3	10.6	<b>\$1968</b>
GUTDSF135S30LP / RP	30 x 18 x 35.2	89.1	13	<b>\$2076</b>
GUTDSF135S36LP / RP	36 x 18 x 35.2	99.9	15.5	<b>\$2184</b>

### Flat metal front <sup>(1)(2)</sup>

GUTDSF135S24LM / RM	24 x 18 x 35.2	78.3	10.6	<b>\$2016</b>
GUTDSF135S30LM / RM	30 x 18 x 35.2	89.1	13	<b>\$2124</b>
GUTDSF135S36LM / RM	36 x 18 x 35.2	99.9	15.5	<b>\$2232</b>

### Laminate front <sup>(1)</sup>

GUTDSF135S24LL / RL	24 x 18 x 35.2	78.3	10.6	<b>\$2150</b>
GUTDSF135S30LL / RL	30 x 18 x 35.2	89.1	13	<b>\$2283</b>
GUTDSF135S36LL / RL	36 x 18 x 35.2	99.9	15.5	<b>\$2426</b>



One High, Double Column Locker - 35"H

- Select suffix **(LP)** for **left** hand / **(RP)** for **right** hand opening with full pull.
- Select suffix **(LM)** for **left** hand / **(RM)** for **right** hand opening with flat metal front.
- Select suffix **(LL)** for **left** hand / **(RL)** for **right** hand opening with laminate front.

### Full pull <sup>(2)</sup>

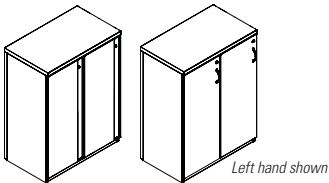
GUTDSF140S24LP / RP	24 x 18 x 40	80.5	11.9	<b>\$2030</b>
GUTDSF140S30LP / RP	30 x 18 x 40	90.9	14.8	<b>\$2138</b>
GUTDSF140S36LP / RP	36 x 18 x 40	101.3	17.6	<b>\$2251</b>

### Flat metal front <sup>(1)(2)</sup>

GUTDSF140S24LM / RM	24 x 18 x 40	80.5	11.9	<b>\$2078</b>
GUTDSF140S30LM / RM	30 x 18 x 40	90.9	14.8	<b>\$2186</b>
GUTDSF140S36LM / RM	36 x 18 x 40	101.3	17.6	<b>\$2299</b>

### Laminate front <sup>(1)</sup>

GUTDSF140S24LL / RL	24 x 18 x 40	80.5	11.9	<b>\$2258</b>
GUTDSF140S30LL / RL	30 x 18 x 40	90.9	14.8	<b>\$2356</b>
GUTDSF140S36LL / RL	36 x 18 x 40	101.3	17.6	<b>\$2524</b>



One High, Double Column Locker - 40"H

- Select suffix **(LP)** for **left** hand / **(RP)** for **right** hand opening with full pull.
- Select suffix **(LM)** for **left** hand / **(RM)** for **right** hand opening with flat metal front.
- Select suffix **(LL)** for **left** hand / **(RL)** for **right** hand opening with laminate front.

### Required specifications

Case finish (paint)  
Door front finish (paint or laminate)  
Pull <sup>(1)</sup>  
Lock

### Optional specifications

Ventilation <sup>(2)</sup>


Refer to specification options on page 36 for applicable options and upcharges.

When ordering digital lock, be sure to order program and manager keys (see notes on page 36 for more information).

## ONE HIGH - DOUBLE COLUMN, ONE ROW

MODEL # DIMENSIONS WT/LB. CUBIC FT. LIST PRICE

W x D x H



Left hand shown

One High, Double Column Locker - 54"H

### Full pull <sup>(2)</sup>

GUTDSF154S24LP / RP	24 x 18 x 53.6	107.3	15.9	<b>\$2179</b>
GUTDSF154S30LP / RP	30 x 18 x 53.6	121.1	19.6	<b>\$2297</b>
GUTDSF154S36LP / RP	36 x 18 x 53.6	135	23.3	<b>\$2415</b>

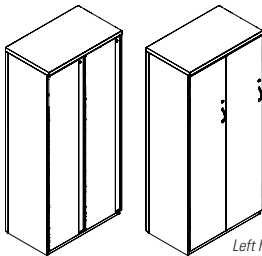
### Flat metal front <sup>(1)(2)</sup>

GUTDSF154S24LM / RM	24 x 18 x 53.6	107.3	15.9	<b>\$2227</b>
GUTDSF154S30LM / RM	30 x 18 x 53.6	121.1	19.6	<b>\$2345</b>
GUTDSF154S36LM / RM	36 x 18 x 53.6	135	23.3	<b>\$2463</b>

### Laminate front <sup>(1)</sup>

GUTDSF154S24LL / RL	24 x 18 x 53.6	107.3	15.9	<b>\$2450</b>
GUTDSF154S30LL / RL	30 x 18 x 53.6	121.1	19.6	<b>\$2613</b>
GUTDSF154S36LL / RL	36 x 18 x 53.6	135	23.3	<b>\$2780</b>

- Select suffix **(LP)** for **left** hand / **(RP)** for **right** hand opening with full pull.
- Select suffix **(LM)** for **left** hand / **(RM)** for **right** hand opening with flat metal front.
- Select suffix **(LL)** for **left** hand / **(RL)** for **right** hand opening with laminate front.



Left hand shown

One High, Double Column Locker - 66"H

### Full pull <sup>(2)</sup>

GUTDSF166S24LP / RP	24 x 18 x 65.6	132	19.3	<b>\$2354</b>
GUTDSF166S30LP / RP	30 x 18 x 65.6	149.1	23.9	<b>\$2477</b>
GUTDSF166S36LP / RP	36 x 18 x 65.6	166.1	28.4	<b>\$2606</b>

### Flat metal front <sup>(1)(2)</sup>

GUTDSF166S24LM / RM	24 x 18 x 65.6	132	19.3	<b>\$2402</b>
GUTDSF166S30LM / RM	30 x 18 x 65.6	149.1	23.9	<b>\$2525</b>
GUTDSF166S36LM / RM	36 x 18 x 65.6	166.1	28.4	<b>\$2654</b>

### Laminate front <sup>(1)</sup>

GUTDSF166S24LL / RL	24 x 18 x 65.6	132	19.3	<b>\$2682</b>
GUTDSF166S30LL / RL	30 x 18 x 65.6	149.1	23.9	<b>\$2864</b>
GUTDSF166S36LL / RL	36 x 18 x 65.6	166.1	28.4	<b>\$3051</b>

- Select suffix **(LP)** for **left** hand / **(RP)** for **right** hand opening with full pull.
- Select suffix **(LM)** for **left** hand / **(RM)** for **right** hand opening with flat metal front.
- Select suffix **(LL)** for **left** hand / **(RL)** for **right** hand opening with laminate front.

### Required specifications

Case finish (paint)  
Door front finish (paint or laminate)  
Pull <sup>(1)</sup>  
Lock

### Optional specifications

Ventilation <sup>(2)</sup>

Refer to specification options on page 36 for applicable options and upcharges.

When ordering digital lock, be sure to order program and manager keys (see notes on page 36 for more information).

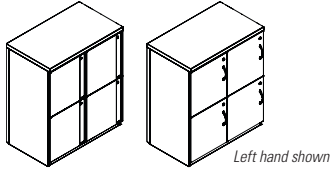


# P PRIME PERSONAL LOCKERS

## TWO HIGH - DOUBLE COLUMN, TWO ROW

MODEL # DIMENSIONS WT/LB. CUBIC FT. LIST PRICE

W x D x H



Two High, Double Column Locker - 35"H

### Full pull <sup>(2)</sup>

GUTDSF235S24LP / RP	24 x 18 x 35.2	80.1	10.6	<b>\$2245</b>
GUTDSF235S30LP / RP	30 x 18 x 35.2	91.1	13	<b>\$2360</b>
GUTDSF235S36LP / RP	36 x 18 x 35.2	102.1	15.5	<b>\$2485</b>

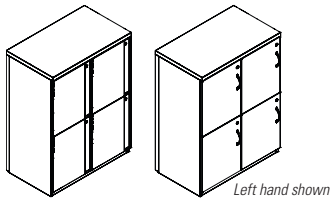
### Flat metal front <sup>(1)(2)</sup>

GUTDSF235S24LM / RM	24 x 18 x 35.2	80.1	10.6	<b>\$2341</b>
GUTDSF235S30LM / RM	30 x 18 x 35.2	91.1	13	<b>\$2456</b>
GUTDSF235S36LM / RM	36 x 18 x 35.2	102.1	15.5	<b>\$2581</b>

### Laminate front <sup>(1)</sup>

GUTDSF235S24LL / RL	24 x 18 x 35.2	80.1	10.6	<b>\$2610</b>
GUTDSF235S30LL / RL	30 x 18 x 35.2	91.1	13	<b>\$2770</b>
GUTDSF235S36LL / RL	36 x 18 x 35.2	102.1	15.5	<b>\$2935</b>

- Select suffix **(LP)** for **left** hand / **(RP)** for **right** hand opening with full pull.
- Select suffix **(LM)** for **left** hand / **(RM)** for **right** hand opening with flat metal front.
- Select suffix **(LL)** for **left** hand / **(RL)** for **right** hand opening with laminate front.



Two High, Double Column Locker - 40"H

### Full pull <sup>(2)</sup>

GUTDSF240S24LP / RP	24 x 18 x 40	87.6	11.9	<b>\$2310</b>
GUTDSF240S30LP / RP	30 x 18 x 40	99.4	14.8	<b>\$2430</b>
GUTDSF240S36LP / RP	36 x 18 x 40	111.1	17.6	<b>\$2560</b>

### Flat metal front <sup>(1)(2)</sup>

GUTDSF240S24LM / RM	24 x 18 x 40	87.6	11.9	<b>\$2406</b>
GUTDSF240S30LM / RM	30 x 18 x 40	99.4	14.8	<b>\$2526</b>
GUTDSF240S36LM / RM	36 x 18 x 40	111.1	17.6	<b>\$2656</b>

### Laminate front <sup>(1)</sup>

GUTDSF240S24LL / RL	24 x 18 x 40	87.6	11.9	<b>\$2705</b>
GUTDSF240S30LL / RL	30 x 18 x 40	99.4	14.8	<b>\$2870</b>
GUTDSF240S36LL / RL	36 x 18 x 40	111.1	17.6	<b>\$3045</b>

- Select suffix **(LP)** for **left** hand / **(RP)** for **right** hand opening with full pull.
- Select suffix **(LM)** for **left** hand / **(RM)** for **right** hand opening with flat metal front.
- Select suffix **(LL)** for **left** hand / **(RL)** for **right** hand opening with laminate front.

### Required specifications

Case finish (paint)  
Door front finish (paint or laminate)  
Pull <sup>(1)</sup>  
Lock

### Optional specifications

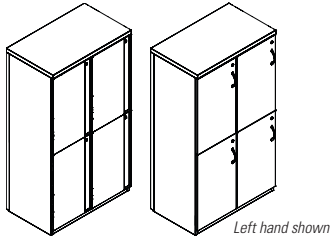
Ventilation <sup>(2)</sup>

Refer to specification options on page 36 for applicable options and upcharges.

When ordering digital lock, be sure to order program and manager keys (see notes on page 36 for more information).

TWO HIGH - DOUBLE COLUMN, TWO ROW	MODEL #	DIMENSIONS	WT/LB.	CUBIC FT.	LIST PRICE
-----------------------------------	---------	------------	--------	-----------	------------

W x D x H



**Two High, Double Column Locker - 54"H**

**Full pull** <sup>(2)</sup>

GUTDSF254S24LP / RP	24 x 18 x 53.6	119.9	15.9	<b>\$2480</b>
GUTDSF254S30LP / RP	30 x 18 x 53.6	136.3	19.6	<b>\$2615</b>
GUTDSF254S36LP / RP	36 x 18 x 53.6	152.7	23.3	<b>\$2750</b>

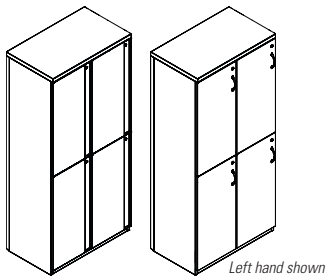
**Flat metal front** <sup>(1)(2)</sup>

GUTDSF254S24LM / RM	24 x 18 x 53.6	119.9	15.9	<b>\$2576</b>
GUTDSF254S30LM / RM	30 x 18 x 53.6	136.3	19.6	<b>\$2711</b>
GUTDSF254S36LM / RM	36 x 18 x 53.6	152.7	23.3	<b>\$2846</b>

**Laminate front** <sup>(1)</sup>

GUTDSF254S24LL / RL	24 x 18 x 53.6	119.9	15.9	<b>\$2950</b>
GUTDSF254S30LL / RL	30 x 18 x 53.6	136.3	19.6	<b>\$3140</b>
GUTDSF254S36LL / RL	36 x 18 x 53.6	152.7	23.3	<b>\$3335</b>

- Select suffix **(LP)** for **left** hand / **(RP)** for **right** hand opening with full pull.
- Select suffix **(LM)** for **left** hand / **(RM)** for **right** hand opening with flat metal front.
- Select suffix **(LL)** for **left** hand / **(RL)** for **right** hand opening with laminate front.



**Two High, Double Column Locker - 66"H**

**Full pull** <sup>(2)</sup>

GUTDSF266S24LP / RP	24 x 18 x 65.6	138.6	19.3	<b>\$2680</b>
GUTDSF266S30LP / RP	30 x 18 x 65.6	157	23.9	<b>\$2820</b>
GUTDSF266S36LP / RP	36 x 18 x 65.6	175.4	28.4	<b>\$2970</b>

**Flat metal front** <sup>(1)(2)</sup>

GUTDSF266S24LM / RM	24 x 18 x 65.6	138.6	19.3	<b>\$2776</b>
GUTDSF266S30LM / RM	30 x 18 x 65.6	157	23.9	<b>\$2916</b>
GUTDSF266S36LM / RM	36 x 18 x 65.6	175.4	28.4	<b>\$3066</b>

**Laminate front** <sup>(1)</sup>

GUTDSF266S24LL / RL	24 x 18 x 65.6	138.6	19.3	<b>\$3210</b>
GUTDSF266S30LL / RL	30 x 18 x 65.6	157	23.9	<b>\$3420</b>
GUTDSF266S36LL / RL	36 x 18 x 65.6	175.4	28.4	<b>\$3640</b>

- Select suffix **(LP)** for **left** hand / **(RP)** for **right** hand opening with full pull.
- Select suffix **(LM)** for **left** hand / **(RM)** for **right** hand opening with flat metal front.
- Select suffix **(LL)** for **left** hand / **(RL)** for **right** hand opening with laminate front.

**Required specifications**

Case finish (paint)  
 Door front finish (paint or laminate)  
 Pull <sup>(1)</sup>  
 Lock

**Optional specifications**


Ventilation <sup>(2)</sup>

Refer to specification options on page 36 for applicable options and upcharges.

When ordering digital lock, be sure to order program and manager keys (see notes on page 36 for more information).

# P PRIME PERSONAL LOCKERS

## TWO HIGH - DOUBLE COLUMN, TWO ROW



Two High, Double Column Locker - 72"H

MODEL #	DIMENSIONS	WT/LB.	CUBIC FT.	LIST PRICE
---------	------------	--------	-----------	------------

W x D x H

### Full pull <sup>(2)</sup>

GUTDSF272S24LP / RP	24 x 18 x 72	148.6	21.2	<b>\$2745</b>
GUTDSF272S30LP / RP	30 x 18 x 72	168.1	26.1	<b>\$2890</b>
GUTDSF272S36LP / RP	36 x 18 x 72	187.5	31.1	<b>\$3040</b>

### Flat metal front <sup>(1)(2)</sup>

GUTDSF272S24LM / RM	24 x 18 x 72	148.6	21.2	<b>\$2841</b>
GUTDSF272S30LM / RM	30 x 18 x 72	168.1	26.1	<b>\$2986</b>
GUTDSF272S36LM / RM	36 x 18 x 72	187.5	31.1	<b>\$3136</b>

### Laminate front <sup>(1)</sup>

GUTDSF272S24LL / RL	24 x 18 x 72	148.6	21.2	<b>\$3305</b>
GUTDSF272S30LL / RL	30 x 18 x 72	168.1	26.1	<b>\$3520</b>
GUTDSF272S36LL / RL	36 x 18 x 72	187.5	31.1	<b>\$3750</b>

- Select suffix **(LP)** for left hand / **(RP)** for right hand opening with full pull.
- Select suffix **(LM)** for left hand / **(RM)** for right hand opening with flat metal front.
- Select suffix **(LL)** for left hand / **(RL)** for right hand opening with laminate front.

#### Required specifications

Case finish (paint)  
 Door front finish (paint or laminate)  
 Pull <sup>(1)</sup>  
 Lock

#### Optional specifications

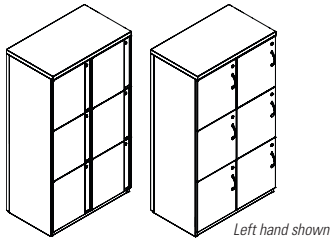
Ventilation <sup>(2)</sup>

Refer to specification options on page 36 for applicable options and upcharges.

When ordering digital lock, be sure to order program and manager keys (see notes on page 36 for more information).

**THREE HIGH - DOUBLE COLUMN, THREE ROWS**      **MODEL #**      **DIMENSIONS**      **WT/LB.**      **CUBIC FT.**      **LIST PRICE**

W x D x H



**Three High, Double Column Locker - 54"H**

**Full pull** <sup>(2)</sup>

GUTDSF354S24LP / RP	24 x 18 x 53.6	116.3	15.9	<b>\$2855</b>
GUTDSF354S30LP / RP	30 x 18 x 53.6	131.6	19.6	<b>\$3005</b>
GUTDSF354S36LP / RP	36 x 18 x 53.6	146.9	23.3	<b>\$3165</b>

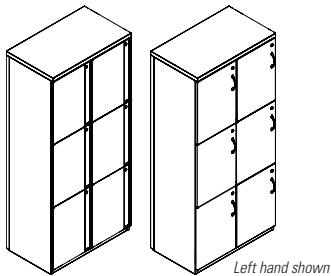
**Flat metal front** <sup>(1)(2)</sup>

GUTDSF354S24LM / RM	24 x 18 x 53.6	116.3	15.9	<b>\$2999</b>
GUTDSF354S30LM / RM	30 x 18 x 53.6	131.6	19.6	<b>\$3149</b>
GUTDSF354S36LM / RM	36 x 18 x 53.6	146.9	23.3	<b>\$3309</b>

**Laminate front** <sup>(1)</sup>

GUTDSF354S24LL / RL	24 x 18 x 53.6	116.3	15.9	<b>\$3420</b>
GUTDSF354S30LL / RL	30 x 18 x 53.6	131.6	19.6	<b>\$3630</b>
GUTDSF354S36LL / RL	36 x 18 x 53.6	146.9	23.3	<b>\$3855</b>

- Select suffix **(LP)** for **left** hand / **(RP)** for **right** hand opening with full pull.
- Select suffix **(LM)** for **left** hand / **(RM)** for **right** hand opening with flat metal front.
- Select suffix **(LL)** for **left** hand / **(RL)** for **right** hand opening with laminate front.



**Three High, Double Column Locker - 66"H**

**Full pull** <sup>(2)</sup>

GUTDSF366S24LP / RP	24 x 18 x 65.6	135	19.3	<b>\$3080</b>
GUTDSF366S30LP / RP	30 x 18 x 65.6	152.4	23.9	<b>\$3245</b>
GUTDSF366S36LP / RP	36 x 18 x 65.6	169.6	28.4	<b>\$3410</b>

**Flat metal front** <sup>(1)(2)</sup>

GUTDSF366S24LM / RM	24 x 18 x 65.6	135	19.3	<b>\$3224</b>
GUTDSF366S30LM / RM	30 x 18 x 65.6	152.4	23.9	<b>\$3389</b>
GUTDSF366S36LM / RM	36 x 18 x 65.6	169.6	28.4	<b>\$3554</b>

**Laminate front** <sup>(1)</sup>

GUTDSF366S24LL / RL	24 x 18 x 65.6	135	19.3	<b>\$3710</b>
GUTDSF366S30LL / RL	30 x 18 x 65.6	152.4	23.9	<b>\$3945</b>
GUTDSF366S36LL / RL	36 x 18 x 65.6	169.6	28.4	<b>\$4190</b>

- Select suffix **(LP)** for **left** hand / **(RP)** for **right** hand opening with full pull.
- Select suffix **(LM)** for **left** hand / **(RM)** for **right** hand opening with flat metal front.
- Select suffix **(LL)** for **left** hand / **(RL)** for **right** hand opening with laminate front.

**Required specifications**

- Case finish (paint)
- Door front finish (paint or laminate)
- Pull <sup>(1)</sup>
- Lock

**Optional specifications**


- Ventilation <sup>(2)</sup>

Refer to specification options on page 36 for applicable options and upcharges.

When ordering digital lock, be sure to order program and manager keys (see notes on page 36 for more information).

# P PRIME PERSONAL LOCKERS

## THREE HIGH - DOUBLE COLUMN, THREE ROWS



Three High, Double Column Locker - 72"H

MODEL #	DIMENSIONS	WT/LB.	CUBIC FT.	LIST PRICE
---------	------------	--------	-----------	------------

W x D x H

### Full pull <sup>(2)</sup>

GUTDSF372S24LP / RP	24 x 18 x 72	161.4	21.2	<b>\$3195</b>
GUTDSF372S30LP / RP	30 x 18 x 72	182.2	26.1	<b>\$3360</b>
GUTDSF372S36LP / RP	36 x 18 x 72	203	31.1	<b>\$3535</b>

### Flat metal front <sup>(1)(2)</sup>


GUTDSF372S24LM / RM	24 x 18 x 72	161.4	21.2	<b>\$3339</b>
GUTDSF372S30LM / RM	30 x 18 x 72	182.2	26.1	<b>\$3504</b>
GUTDSF372S36LM / RM	36 x 18 x 72	203	31.1	<b>\$3679</b>

### Laminate front <sup>(1)</sup>

GUTDSF372S24LL / RL	24 x 18 x 72	161.4	21.2	<b>\$3855</b>
GUTDSF372S30LL / RL	30 x 18 x 72	182.2	26.1	<b>\$4105</b>
GUTDSF372S36LL / RL	36 x 18 x 72	203	31.1	<b>\$4355</b>

- Select suffix **(LP)** for left hand / **(RP)** for right hand opening with full pull.
- Select suffix **(LM)** for left hand / **(RM)** for right hand opening with flat metal front.
- Select suffix **(LL)** for left hand / **(RL)** for right hand opening with laminate front.

## FOUR HIGH - DOUBLE COLUMN, FOUR ROWS



Four High, Double Column Locker - 72"H

### Full pull <sup>(2)</sup>

GUTDSF472S24LP / RP	24 x 18 x 72	151.6	21.2	<b>\$3775</b>
GUTDSF472S30LP / RP	30 x 18 x 72	171.3	26.1	<b>\$3975</b>
GUTDSF472S36LP / RP	36 x 18 x 72	191	31.1	<b>\$4175</b>

### Flat metal front <sup>(1)(2)</sup>

GUTDSF472S24LM / RM	24 x 18 x 72	151.6	21.2	<b>\$3967</b>
GUTDSF472S30LM / RM	30 x 18 x 72	171.3	26.1	<b>\$4167</b>
GUTDSF472S36LM / RM	36 x 18 x 72	191	31.1	<b>\$4367</b>

### Laminate front <sup>(1)</sup>

GUTDSF472S24LL / RL	24 x 18 x 72	151.6	21.2	<b>\$4565</b>
GUTDSF472S30LL / RL	30 x 18 x 72	171.3	26.1	<b>\$4860</b>
GUTDSF472S36LL / RL	36 x 18 x 72	191	31.1	<b>\$5145</b>

- Select suffix **(LP)** for left hand / **(RP)** for right hand opening with full pull.
- Select suffix **(LM)** for left hand / **(RM)** for right hand opening with flat metal front.
- Select suffix **(LL)** for left hand / **(RL)** for right hand opening with laminate front.

### Required specifications

Case finish (paint)  
 Door front finish (paint or laminate)  
 Pull <sup>(1)</sup>  
 Lock

### Optional specifications

Ventilation <sup>(2)</sup>

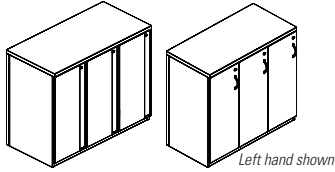
Refer to specification options on page 36 for applicable options and upcharges.

When ordering digital lock, be sure to order program and manager keys (see notes on page 36 for more information).

## ONE HIGH - TRIPLE COLUMN, ONE ROW

MODEL #      DIMENSIONS      WT/LB.      CUBIC FT.      LIST PRICE

W x D x H



One High, Triple Column Locker - 35"H

### Full pull <sup>(2)</sup>

GUTTSF135S36LP / RP	36 x 18 x 35.2	114.5	15.5	<b>\$2550</b>
GUTTSF135S42LP / RP	42 x 18 x 35.2	125.4	18	<b>\$2675</b>

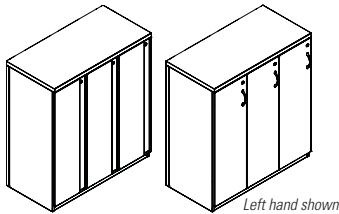
### Flat metal front <sup>(1)(2)</sup>

GUTTSF135S36LM / RM	36 x 18 x 35.2	114.5	15.5	<b>\$2622</b>
GUTTSF135S42LM / RM	42 x 18 x 35.2	125.4	18	<b>\$2747</b>

### Laminate front <sup>(1)</sup>

GUTTSF135S36LL / RL	36 x 18 x 35.2	114.5	15.5	<b>\$3060</b>
GUTTSF135S42LL / RL	42 x 18 x 35.2	125.4	18	<b>\$3210</b>

- Select suffix **(LP)** for **left** hand / **(RP)** for **right** hand opening with full pull.
- Select suffix **(LM)** for **left** hand / **(RM)** for **right** hand opening with flat metal front.
- Select suffix **(LL)** for **left** hand / **(RL)** for **right** hand opening with laminate front.



One High, Triple Column Locker - 40"H

### Full pull <sup>(2)</sup>

GUTTSF140S36LP / RP	36 x 18 x 40	117.7	17.6	<b>\$2630</b>
GUTTSF140S42LP / RP	42 x 18 x 40	128.1	20.4	<b>\$2760</b>


### Flat metal front <sup>(1)(2)</sup>

GUTTSF140S36LM / RM	36 x 18 x 40	117.7	17.6	<b>\$2702</b>
GUTTSF140S42LM / RM	42 x 18 x 40	128.1	20.4	<b>\$2832</b>

### Laminate front <sup>(1)</sup>

GUTTSF140S36LL / RL	36 x 18 x 40	117.7	17.6	<b>\$3195</b>
GUTTSF140S42LL / RL	42 x 18 x 40	128.1	20.4	<b>\$3355</b>

- Select suffix **(LP)** for **left** hand / **(RP)** for **right** hand opening with full pull.
- Select suffix **(LM)** for **left** hand / **(RM)** for **right** hand opening with flat metal front.
- Select suffix **(LL)** for **left** hand / **(RL)** for **right** hand opening with laminate front.



One High, Triple Column Locker - 54"H

### Full pull <sup>(2)</sup>

GUTTSF154S36LP / RP	36 x 18 x 53.6	156.6	23.3	<b>\$2820</b>
GUTTSF154S42LP / RP	42 x 18 x 53.6	170.5	27	<b>\$2960</b>

### Flat metal front <sup>(1)(2)</sup>

GUTTSF154S36LM / RM	36 x 18 x 53.6	156.6	23.3	<b>\$2892</b>
GUTTSF154S42LM / RM	42 x 18 x 53.6	170.5	27	<b>\$3032</b>

### Laminate front <sup>(1)</sup>

GUTTSF154S36LL / RL	36 x 18 x 53.6	156.6	23.3	<b>\$3540</b>
GUTTSF154S42LL / RL	42 x 18 x 53.6	170.5	27	<b>\$3720</b>

- Select suffix **(LP)** for **left** hand / **(RP)** for **right** hand opening with full pull.
- Select suffix **(LM)** for **left** hand / **(RM)** for **right** hand opening with flat metal front.
- Select suffix **(LL)** for **left** hand / **(RL)** for **right** hand opening with laminate front.

### Required specifications

Case finish (paint)  
Door front finish (paint or laminate)  
Pull <sup>(1)</sup>  
Lock

### Optional specifications

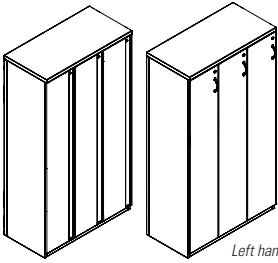
Ventilation <sup>(2)</sup>

Refer to specification options on page 36 for applicable options and upcharges.

When ordering digital lock, be sure to order program and manager keys (see notes on page 36 for more information).

# P PRIME PERSONAL LOCKERS

## ONE HIGH - TRIPLE COLUMN, ONE ROW



One High, Triple Column Locker - 66"H

MODEL #	DIMENSIONS	WT/LB.	CUBIC FT.	LIST PRICE
---------	------------	--------	-----------	------------

W x D x H

### Full pull <sup>(2)</sup>

GUTTSF166S36LP / RP	36 x 18 x 65.6	192.6	28.4	<b>\$3045</b>
GUTTSF166S42LP / RP	42 x 18 x 65.6	209.6	32.9	<b>\$3195</b>

### Flat metal front <sup>(1)(2)</sup>

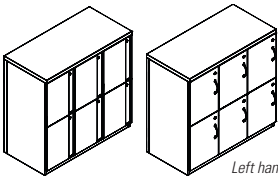
GUTTSF166S36LM / RM	36 x 18 x 65.6	192.6	28.4	<b>\$3117</b>
GUTTSF166S42LM / RM	42 x 18 x 65.6	209.6	32.9	<b>\$3267</b>

### Laminate front <sup>(1)</sup>

GUTTSF166S36LL / RL	36 x 18 x 65.6	192.6	28.4	<b>\$3895</b>
GUTTSF166S42LL / RL	42 x 18 x 65.6	209.6	32.9	<b>\$4090</b>

- Select suffix **(LP)** for left hand / **(RP)** for right hand opening with full pull.
- Select suffix **(LM)** for left hand / **(RM)** for right hand opening with flat metal front.
- Select suffix **(LL)** for left hand / **(RL)** for right hand opening with laminate front.

## TWO HIGH - TRIPLE COLUMN, TWO ROWS



Two High, Triple Column Locker - 35"H

### Full pull <sup>(2)</sup>

GUTTSF235S36LP / RP	36 x 18 x 35.2	117.1	15.5	<b>\$3060</b>
GUTTSF235S42LP / RP	42 x 18 x 35.2	128.1	18	<b>\$3210</b>

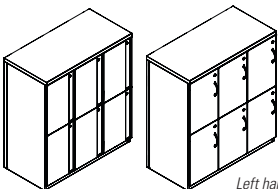
### Flat metal front <sup>(1)(2)</sup>

GUTTSF235S36LM / RM	36 x 18 x 35.2	117.1	15.5	<b>\$3204</b>
GUTTSF235S42LM / RM	42 x 18 x 35.2	128.1	18	<b>\$3354</b>

### Laminate front <sup>(1)</sup>

GUTTSF235S36LL / RL	36 x 18 x 35.2	117.1	15.5	<b>\$3730</b>
GUTTSF235S42LL / RL	42 x 18 x 35.2	128.1	18	<b>\$3915</b>

- Select suffix **(LP)** for left hand / **(RP)** for right hand opening with full pull.
- Select suffix **(LM)** for left hand / **(RM)** for right hand opening with flat metal front.
- Select suffix **(LL)** for left hand / **(RL)** for right hand opening with laminate front.



Two High, Triple Column Locker - 40"H

### Full pull <sup>(2)</sup>

GUTTSF240S36LP / RP	36 x 18 x 40	128	17.6	<b>\$3155</b>
GUTTSF240S42LP / RP	42 x 18 x 40	139.8	20.4	<b>\$3310</b>

### Flat metal front <sup>(1)(2)</sup>

GUTTSF240S36LM / RM	36 x 18 x 40	128	17.6	<b>\$3299</b>
GUTTSF240S42LM / RM	42 x 18 x 40	139.8	20.4	<b>\$3454</b>

### Laminate front <sup>(1)</sup>

GUTTSF240S36LL / RL	36 x 18 x 40	128	17.6	<b>\$3880</b>
GUTTSF240S42LL / RL	42 x 18 x 40	139.8	20.4	<b>\$4070</b>

- Select suffix **(LP)** for left hand / **(RP)** for right hand opening with full pull.
- Select suffix **(LM)** for left hand / **(RM)** for right hand opening with flat metal front.
- Select suffix **(LL)** for left hand / **(RL)** for right hand opening with laminate front.

### Required specifications

Case finish (paint)  
Door front finish (paint or laminate)  
Pull <sup>(1)</sup>  
Lock

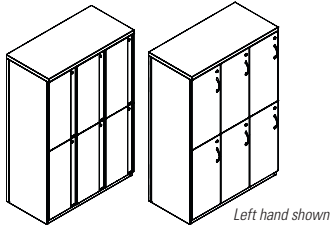
### Optional specifications

Ventilation <sup>(2)</sup>

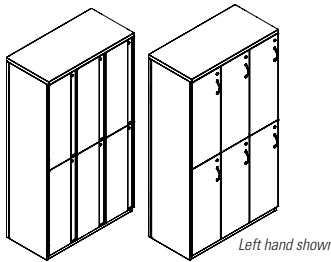
Refer to specification options on page 36 for applicable options and upcharges.

When ordering digital lock, be sure to order program and manager keys (see notes on page 36 for more information).

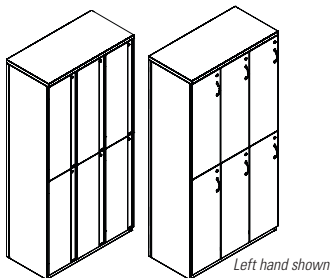
## TWO HIGH - TRIPLE COLUMN, TWO ROWS



**Two High, Triple Column Locker - 54"H**



**Two High, Triple Column Locker - 66"H**



**Two High, Triple Column Locker - 72"H**

MODEL #	DIMENSIONS	WT/LB.	CUBIC FT	LIST PRICE
---------	------------	--------	----------	------------

W x D x H

**Full pull <sup>(2)</sup>**

GUTTSF254S36LP / RP	36 x 18 x 53.6	174.8	23.3	<b>\$3385</b>
GUTTSF254S42LP / RP	42 x 18 x 53.6	191.2	27	<b>\$3555</b>

**Flat metal front <sup>(1)(2)</sup>**

GUTTSF254S36LM / RM	36 x 18 x 53.6	174.8	23.3	<b>\$3529</b>
GUTTSF254S42LM / RM	42 x 18 x 53.6	191.2	27	<b>\$3699</b>

**Laminate front <sup>(1)</sup>**

GUTTSF254S36LL / RL	36 x 18 x 53.6	174.8	23.3	<b>\$4265</b>
GUTTSF254S42LL / RL	42 x 18 x 53.6	191.2	27	<b>\$4480</b>

- Select suffix **(LP)** for **left** hand / **(RP)** for **right** hand opening with full pull.
- Select suffix **(LM)** for **left** hand / **(RM)** for **right** hand opening with flat metal front.
- Select suffix **(LL)** for **left** hand / **(RL)** for **right** hand opening with laminate front.

**Full pull <sup>(2)</sup>**

GUTTSF266S36LP / RP	36 x 18 x 65.6	202.2	28.4	<b>\$3650</b>
GUTTSF266S42LP / RP	42 x 18 x 65.6	220.6	32.9	<b>\$3835</b>

**Flat metal front <sup>(1)(2)</sup>**

GUTTSF266S36LM / RM	36 x 18 x 65.6	202.2	28.4	<b>\$3794</b>
GUTTSF266S42LM / RM	42 x 18 x 65.6	220.6	32.9	<b>\$3979</b>

**Laminate front <sup>(1)</sup>**

GUTTSF266S36LL / RL	36 x 18 x 65.6	202.2	28.4	<b>\$4660</b>
GUTTSF266S42LL / RL	42 x 18 x 65.6	220.6	32.9	<b>\$4895</b>

- Select suffix **(LP)** for **left** hand / **(RP)** for **right** hand opening with full pull.
- Select suffix **(LM)** for **left** hand / **(RM)** for **right** hand opening with flat metal front.
- Select suffix **(LL)** for **left** hand / **(RL)** for **right** hand opening with laminate front.

**Full pull <sup>(2)</sup>**

GUTTSF272S36LP / RP	36 x 18 x 72	216.8	31.1	<b>\$3750</b>
GUTTSF272S42LP / RP	42 x 18 x 72	236.2	36.1	<b>\$3935</b>

**Flat metal front <sup>(1)(2)</sup>**

GUTTSF272S36LM / RM	36 x 18 x 72	216.8	31.1	<b>\$3894</b>
GUTTSF272S42LM / RM	42 x 18 x 72	236.2	36.1	<b>\$4079</b>

**Laminate front <sup>(1)</sup>**

GUTTSF272S36LL / RL	36 x 18 x 72	216.8	31.1	<b>\$4845</b>
GUTTSF272S42LL / RL	42 x 18 x 72	236.2	36.1	<b>\$5090</b>

- Select suffix **(LP)** for **left** hand / **(RP)** for **right** hand opening with full pull.
- Select suffix **(LM)** for **left** hand / **(RM)** for **right** hand opening with flat metal front.
- Select suffix **(LL)** for **left** hand / **(RL)** for **right** hand opening with laminate front.

**Required specifications**

Case finish (paint)  
 Door front finish (paint or laminate)  
 Pull <sup>(1)</sup>  
 Lock

**Optional specifications**

Ventilation <sup>(2)</sup>


Refer to specification options on page 36 for applicable options and upcharges.

When ordering digital lock, be sure to order program and manager keys (see notes on page 36 for more information).

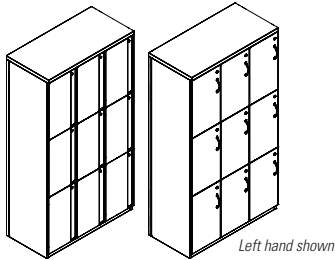


# P PRIME PERSONAL LOCKERS

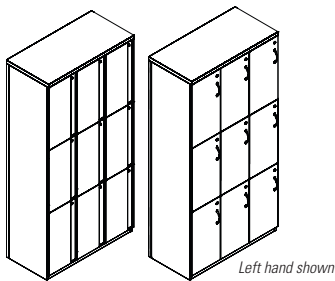
## THREE HIGH - TRIPLE COLUMN, THREE ROWS



Three High, Triple Column Locker - 54"H



Three High, Triple Column Locker - 66"H



Three High, Triple Column Locker - 72"H

MODEL #	DIMENSIONS	WT/LB.	CUBIC FT.	LIST PRICE
---------	------------	--------	-----------	------------

W x D x H

**Full pull** <sup>(2)</sup>

GUTTSF354S36LP / RP	36 x 18 x 53.6	169.8	23.3	<b>\$4065</b>
GUTTSF354S42LP / RP	42 x 18 x 53.6	185.1	27	<b>\$4265</b>

**Flat metal front** <sup>(1)(2)</sup>

GUTTSF354S36LM / RM	36 x 18 x 53.6	169.8	23.3	<b>\$4281</b>
GUTTSF354S42LM / RM	42 x 18 x 53.6	185.1	27	<b>\$4481</b>

**Laminate front** <sup>(1)</sup>

GUTTSF354S36LL / RL	36 x 18 x 53.6	169.8	23.3	<b>\$5105</b>
GUTTSF354S42LL / RL	42 x 18 x 53.6	185.1	27	<b>\$5355</b>

- Select suffix **(LP)** for **left** hand / **(RP)** for **right** hand opening with full pull.
- Select suffix **(LM)** for **left** hand / **(RM)** for **right** hand opening with flat metal front.
- Select suffix **(LL)** for **left** hand / **(RL)** for **right** hand opening with laminate front.

**Full pull** <sup>(2)</sup>

GUTTSF366S36LP / RP	36 x 18 x 65.6	197.2	28.4	<b>\$4385</b>
GUTTSF366S42LP / RP	42 x 18 x 65.6	214.5	32.9	<b>\$4600</b>

**Flat metal front** <sup>(1)(2)</sup>

GUTTSF366S36LM / RM	36 x 18 x 65.6	197.2	28.4	<b>\$4601</b>
GUTTSF366S42LM / RM	42 x 18 x 65.6	214.5	32.9	<b>\$4816</b>

**Laminate front** <sup>(1)</sup>

GUTTSF366S36LL / RL	36 x 18 x 65.6	197.2	28.4	<b>\$5550</b>
GUTTSF366S42LL / RL	42 x 18 x 65.6	214.5	32.9	<b>\$5830</b>

- Select suffix **(LP)** for **left** hand / **(RP)** for **right** hand opening with full pull.
- Select suffix **(LM)** for **left** hand / **(RM)** for **right** hand opening with flat metal front.
- Select suffix **(LL)** for **left** hand / **(RL)** for **right** hand opening with laminate front.

**Full pull** <sup>(2)</sup>

GUTTSF372S36LP / RP	36 x 18 x 72	235.4	31.1	<b>\$4545</b>
GUTTSF372S42LP / RP	42 x 18 x 72	257.3	36.1	<b>\$4770</b>

**Flat metal front** <sup>(1)(2)</sup>

GUTTSF372S36LM / RM	36 x 18 x 72	235.4	31.1	<b>\$4761</b>
GUTTSF372S42LM / RM	42 x 18 x 72	257.3	36.1	<b>\$4986</b>

**Laminate front** <sup>(1)</sup>

GUTTSF372S36LL / RL	36 x 18 x 72	235.4	31.1	<b>\$5775</b>
GUTTSF372S42LL / RL	42 x 18 x 72	257.3	36.1	<b>\$6065</b>

- Select suffix **(LP)** for **left** hand / **(RP)** for **right** hand opening with full pull.
- Select suffix **(LM)** for **left** hand / **(RM)** for **right** hand opening with flat metal front.
- Select suffix **(LL)** for **left** hand / **(RL)** for **right** hand opening with laminate front.

**Required specifications**

Case finish (paint)  
 Door front finish (paint or laminate)  
 Pull <sup>(1)</sup>  
 Lock

**Optional specifications**

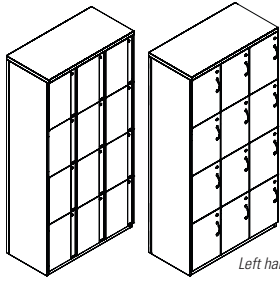
Ventilation <sup>(2)</sup>

Refer to specification options on page 36 for applicable options and upcharges.

When ordering digital lock, be sure to order program and manager keys (see notes on page 36 for more information)

# PRIME PERSONAL LOCKERS

## FOUR HIGH - TRIPLE COLUMN, FOUR ROWS



Four High, Triple Column Locker - 72"H\*

MODEL #	DIMENSIONS	WT/LB.	CUBIC FT.	LIST PRICE
---------	------------	--------	-----------	------------

W x D x H

### Full pull <sup>(2)</sup>

GUTTSF472S36LP / RP	36 x 18 x 72	222.4	31.1	<b>\$5580</b>
GUTTSF472S42LP / RP	42 x 18 x 72	239.7	36.1	<b>\$5855</b>

### Flat metal front <sup>(1)(2)</sup>

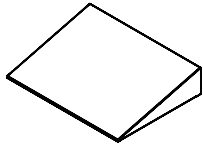
GUTTSF472S36LM / RM	36 x 18 x 72	222.4	31.1	<b>\$5868</b>
GUTTSF472S42LM / RM	42 x 18 x 72	239.7	36.1	<b>\$6143</b>

### Laminate front <sup>(1)</sup>

GUTTSF472S36LL / RL	36 x 18 x 72	222.4	31.1	<b>\$6985</b>
GUTTSF472S42LL / RL	42 x 18 x 72	239.7	36.1	<b>\$7335</b>

- Select suffix **(LP)** for **left** hand / **(RP)** for **right** hand opening with full pull.
- Select suffix **(LM)** for **left** hand / **(RM)** for **right** hand opening with flat metal front.
- Select suffix **(LL)** for **left** hand / **(RL)** for **right** hand opening with laminate front.

## ANGLE TOPS



Angle Top for Lockers - 18"D

GUAT1812	12 x 18 x 5	3.6	0.99	<b>\$188</b>
GUAT1815	15 x 18 x 5	4.3	1.21	<b>\$195</b>
GUAT1818	18 x 18 x 5	4.9	1.43	<b>\$201</b>
GUAT1824	24 x 18 x 5	6.2	1.87	<b>\$209</b>
GUAT1830	30 x 18 x 5	7.5	2.31	<b>\$220</b>
GUAT1836	36 x 18 x 5	8.8	2.75	<b>\$228</b>
GUAT1842	42 x 18 x 5	10.1	3.19	<b>\$241</b>

Angle tops slope to 5" high in back and can be added to any Prime locker to convert a standard flat top locker to one with a sloped top.

## DIGILOCK PROGRAM KEYS



Master Key

### User key

GUKEZDV6U	1.5 x 1 x 3	0.5	0.01	<b>\$277</b>
-----------	-------------	-----	------	--------------

### Manager key

GUKEZDV6M	1.5 x 1 x 5.25	1	0.02	<b>\$365</b>
-----------	----------------	---	------	--------------

### Programming key

GUKEZDV6P	1.5 x 1 x 5.25	1	0.02	<b>\$427</b>
-----------	----------------	---	------	--------------

	User Key	Manager Key <sup>1</sup>	Programming Key <sup>2</sup>
Operates the lock, for users unable to use keypad	•	•	•
Overrides user access		•	•
Allows management inspection		•	•
Provides external power		•	•
Programs manager keys to the lock			•
Assigns user credentials <sup>3</sup> (in assigned use functionality)		•	
Sets lock functionality			•

<sup>1</sup> Up to six manager keys may be programmed to each lock.

<sup>2</sup> One programming key allowed per lock system.

<sup>3</sup> Up to 20 user credentials may be assigned to each lock.

### Required specifications

Case finish (paint)  
 Door front finish\* (lockers paint or laminate)  
 Pull <sup>(1)\*</sup>  
 Lock\*

### Optional specifications

Ventilation <sup>(2)</sup>

Refer to specification options on page 36 for applicable options and upcharges.

When ordering digital lock, be sure to order program and manager keys (see notes on page 36 for more information)

# P PRIME PERSONAL LOCKERS

## WAYFINDING

## MODEL #

## DIMENSIONS

## WT/LB.

## CUBIC FT.

## LIST PRICE

W x D x H




**Wayfinding Numbers**

MODEL #	DIMENSIONS	WT/LB.	CUBIC FT.	LIST PRICE
WFL50	2 x - x 1	1	0.01	<b>\$444</b>
WFL100	2 x - x 1	1	0.01	<b>\$444</b>
WFL150	2 x - x 1	1	0.01	<b>\$444</b>
WFL200	2 x - x 1	1	0.01	<b>\$444</b>
WFL250	2 x - x 1	1	0.01	<b>\$444</b>

High performance 3M vinyl wayfinding numbers with self-adhesive. To be applied once lockers are installed on user site (application instruction included). Please specify color Black (**BLK**), White (**WHT**) or Silver (**SIL**).  
 Number range per set: WFL50 #01-50, WFL100 #51-100, WFL150 #101-150, WFL200 #151-200, WFL250 #201-250.  
 Additional ranges available by special request.

PRIME - PERSONAL TOWERS	MODEL #	DIMENSIONS	WT/LB.	CUBIC FT.	LIST PRICE
-------------------------	---------	------------	--------	-----------	------------

W x D x H



Left hand shown

Personal Tower - Open Shelf and File/File Drawers

**50"H**

GUSLF4G24FOPL	24 x 24 x 49.6	174	19.2	<b>\$2373</b>
GUSLF4G24FOPR	24 x 24 x 49.6	174	19.2	<b>\$2373</b>

**54"H**

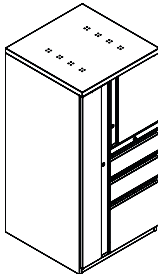
GUSLF4H24FOPL	24 x 24 x 53.6	178.3	19.8	<b>\$2387</b>
GUSLF4H24FOPR	24 x 24 x 53.6	178.3	19.8	<b>\$2387</b>

**66"H**

GUSLF5024FOPL	24 x 24 x 65.6	218.4	25.2	<b>\$2424</b>
GUSLF5024FOPR	24 x 24 x 65.6	218.4	25.2	<b>\$2424</b>

- GUSLFxx24FOPL models have wardrobe section on the **left** and file/file drawers on the **right**.
- GUSLFxx24FOPR models have wardrobe section on the **right** and file/file drawers on the **left**.

Wardrobe section includes top shelf and coat bar. 50"H and 54"H include one adjustable open shelf above file/file; 66"H includes two adjustable open shelves. Wardrobe section includes top perforations for ventilation. Two locks included - wardrobe door and drawers. Counterweight required for freestanding, **add \$105**. Shipped assembled in 1 carton.



Left hand shown

Personal Tower - Hinged Door Shelf and Box/Box/File Drawers

**50"H**

GUSLF4G24BCPL	24 x 24 x 49.6	176.7	19.2	<b>\$2446</b>
GUSLF4G24BCPR	24 x 24 x 49.6	176.7	19.2	<b>\$2446</b>

**54"H**

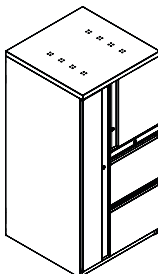
GUSLF4H24BCPL	24 x 24 x 53.6	181.6	19.8	<b>\$2460</b>
GUSLF4H24BCPR	24 x 24 x 53.6	181.6	19.8	<b>\$2460</b>

**66"H**

GUSLF5024BCPL	24 x 24 x 65.6	204.5	25.2	<b>\$2499</b>
GUSLF5024BCPR	24 x 24 x 65.6	204.5	25.2	<b>\$2499</b>

- GUSLFxx24BCPL models have wardrobe section on the **left** and box/box/file drawers on the **right**.
- GUSLFxx24BCPR models have wardrobe section on the **right** and box/box/file drawers on the **left**.

Wardrobe section includes top shelf and coat bar. Hinged door compartment of 50"H and 54"H includes one adjustable shelf; 66"H includes two adjustable shelves. Wardrobe section includes top perforations for ventilation. Three locks included - wardrobe door, hinged door shelving compartment and drawers. Counterweight required for freestanding, **add \$105**. Shipped assembled in 1 carton.



Left hand shown

Personal Tower - Hinged Door Shelf and File/File Drawers

**50"H**

GUSLF4G24FCPL	24 x 24 x 49.6	181.1	19.2	<b>\$2446</b>
GUSLF4G24FCPR	24 x 24 x 49.6	181.1	19.2	<b>\$2446</b>

**54"H**

GUSLF4H24FCPL	24 x 24 x 53.6	186.4	19.8	<b>\$2460</b>
GUSLF4H24FCPR	24 x 24 x 53.6	186.4	19.8	<b>\$2460</b>

**66"H**

GUSLF5024FCPL	24 x 24 x 65.6	231.5	25.2	<b>\$2499</b>
GUSLF5024FCPR	24 x 24 x 65.6	231.5	25.2	<b>\$2499</b>

- GUSLFxx24FCPL models have wardrobe section on the **left** and file/file drawers on the **right**.
- GUSLFxx24FCPR models have wardrobe section on the **right** and file/file drawers on the **left**.

Wardrobe section includes top shelf and coat bar. Hinged door compartment of 50"H and 54"H includes one adjustable shelf; 66"H includes two adjustable shelves. Wardrobe section includes top perforations for ventilation. Three locks included - wardrobe door, hinged door shelving compartment and drawers. Counterweight required for freestanding, **add \$105**. Shipped assembled in 1 carton.

**Required specifications**

Paint finish

**Optional specifications**

Counterweight (must be factory installed)  
Key alike/key #

**Accessories**

Extra or replacement keys, or keys + core available

# P PRIME PERSONAL TOWERS

## PRIME - PERSONAL TOWERS

MODEL # DIMENSIONS WT/LB. CUBIC FT. LIST PRICE

W x D x H

### 50"H

GUSLS4G2424BOPL	24 x 24 x 49.6	186.2	19.2	<b>\$3194</b>
GUSLS4G2424BOPR	24 x 24 x 49.6	186.2	19.2	<b>\$3194</b>

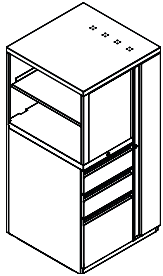
### 54"H

GUSLS4H2424BOPL	24 x 24 x 53.6	186.9	19.8	<b>\$3209</b>
GUSLS4H2424BOPR	24 x 24 x 53.6	186.9	19.8	<b>\$3209</b>

### 66"H

GUSLS502424BOPL	24 x 24 x 65.6	236.3	25.3	<b>\$3254</b>
GUSLS502424BOPR	24 x 24 x 65.6	236.3	25.3	<b>\$3254</b>

- GUSLSxx2424BOPL models have wardrobe section on the **left** and box/box/file drawers on the **right**.
- GUSLSxx2424BOPR models have wardrobe section on the **right** and box/box/file drawers on the **left**.



Right hand shown

### Personal Tower - Open Side Shelves and Box/Box/File Drawers

Wardrobe section includes top shelf and coat bar. 50"H and 54"H include open side shelf with one adjustable shelf; 66"H includes open side shelf with two adjustable shelves. Wardrobe section includes top perforations for ventilation. Two locks included - wardrobe door and drawers. Shipped assembled in 1 carton.

### 50"H

GUSLS4G2424FOPL	24 x 24 x 49.6	179.6	19.2	<b>\$3194</b>
GUSLS4G2424FOPR	24 x 24 x 49.6	179.6	19.2	<b>\$3194</b>

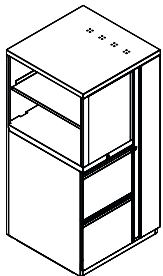
### 54"H

GUSLS4H2424FOPL	24 x 24 x 53.6	180.3	19.8	<b>\$3209</b>
GUSLS4H2424FOPR	24 x 24 x 53.6	180.3	19.8	<b>\$3209</b>

### 66"H

GUSLS502424FOPL	24 x 24 x 65.6	232.6	25.3	<b>\$3254</b>
GUSLS502424FOPR	24 x 24 x 65.6	232.6	25.3	<b>\$3254</b>

- GUSLSxx2424FOPL models have wardrobe section on the **left** and file/file drawers on the **right**.
- GUSLSxx2424FOPR models have wardrobe section on the **right** and file/file drawers on the **left**.



Right hand shown

### Personal Tower - Open Side Shelves and File/File Drawers

Wardrobe section includes top shelf and coat bar. 50"H and 54"H include open side shelf with one adjustable shelf; 66"H includes open side shelf with two adjustable shelves. Wardrobe section includes top perforations for ventilation. Two locks included - wardrobe door and drawers. Shipped assembled in 1 carton.

#### Required specifications

Paint finish

#### Optional specifications

Key alike/key #

#### Accessories

Extra or replacement keys, or keys + core available

**9300P - PERSONAL TOWERS**      **MODEL #**      **DIMENSIONS**      **WT/LB.**      **CUBIC FT.**      **LIST PRICE**



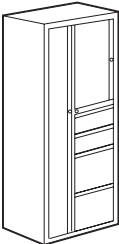
*Left hand shown*

**Personal Tower - 2 Box/1 File Drawers**

W x D x H					
93PT-2BFL	24 x 24 x 65.25	166	26	<b>\$2648</b>	
93PT-2BFR	24 x 24 x 65.25	166	26	<b>\$2648</b>	

- Model 93PT-2BFL has wardrobe section on the left and file drawers on the right.
- Model 93PT-2BFR has wardrobe section on the right and file drawers on the left.

Full looped pulls on all drawers. Includes ventilated 24"D wardrobe section, locker compartment, two box and one file drawers. Locker compartment includes two shelves. Three locks keyed alike. Shipped assembled in 1 carton.



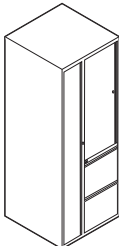
*Left hand shown*

**Personal Tower - 2 Box/2 File Drawers**

93PT2B2FL	24 x 24 x 65.25	176	26	<b>\$2648</b>	
93PT2B2FR	24 x 24 x 65.25	176	26	<b>\$2648</b>	

- Model 93PT2B2FL has wardrobe section on the left and file drawers on the right.
- Model 93PT2B2FR has wardrobe section on the right and file drawers on the left.

Full looped pulls on all drawers. Includes ventilated 24"D wardrobe section, locker compartment, two box and two file drawers. Locker compartment includes two shelves. Three locks keyed alike. Shipped assembled in 1 carton.



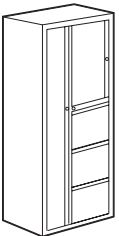
*Left hand shown*

**Personal Tower - 2 File Drawers**

93PT-2FL	24 x 24 x 65.25	163	26	<b>\$2648</b>	
93PT-2FR	24 x 24 x 65.25	163	26	<b>\$2648</b>	

- Model 93PT-2FL has wardrobe section on the left and file drawers on the right.
- Model 93PT-2FR has wardrobe section on the right and file drawers on the left.

Full looped pulls on all drawers. Includes ventilated 24"D wardrobe section, locker compartment and two file drawers. Locker compartment includes two shelves. Three locks keyed alike. Shipped assembled in 1 carton.



*Left hand shown*

**Personal Tower - 3 File Drawers**

93PT-3FL	24 x 24 x 65.25	173	26	<b>\$2648</b>	
93PT-3FR	24 x 24 x 65.25	173	26	<b>\$2648</b>	

- Model 93PT-3FL has wardrobe section on the left and file drawers on the right.
- Model 93PT-3FR has wardrobe section on the right and file drawers on the left.


Full looped pulls on all drawers. Includes ventilated 24"D wardrobe section, locker compartment and three file drawers. Locker compartment includes two shelves. Three locks keyed alike. Shipped assembled in 1 carton.

**Required specifications**  
Paint finish

**Optional specifications**  
Key alike/key #\*

# S PRIME STORAGE CABINETS


## PRIME - COMBINATION CABINETS



**4 High Combination Cabinet, 49.6" H\***

MODEL #	DIMENSIONS W x D x H	WT/LB.	CUBIC FT.	LIST PRICE
GUCC41G1830P	30 x 18 x 49.6	150	18.2	<b>\$2296</b>
GUCC41G1836P	36 x 18 x 49.6	173	21.6	<b>\$2582</b>
GUCC41G1842P	42 x 18 x 49.6	195.4	25.1	<b>\$2783</b>

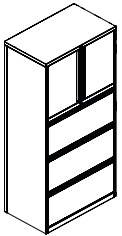
Multi-stor cabinet includes hinged door upper section with one adjustable shelf and two fixed front file drawers below. Top drawer 11.2"H, bottom drawer 13.6"H. Locking. Counterweight required for freestanding, **add \$200**. Key individual drawers optional, **add \$350**. Shipped assembled in 1 carton.



**4 High Combination Cabinet, 53.6" H\***

GUCC41H1830P	30 x 18 x 53.6	154.5	19.6	<b>\$2321</b>
GUCC41H1836P	36 x 18 x 53.6	178.5	23.3	<b>\$2395</b>
GUCC41H1842P	42 x 18 x 53.6	202	27	<b>\$2543</b>

Multi-stor cabinet includes hinged door upper section with one adjustable shelf and two fixed front file drawers below. Top drawer 11.2"H, bottom drawer 13.6"H. Locking. Counterweight required for freestanding, **add \$200**. Key individual drawers optional, **add \$705**. Shipped assembled in 1 carton.

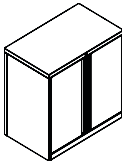


**5 High Combination Cabinet, 65.6" H\***

GUCC51C1830P	30 x 18 x 65.6	188.5	23.9	<b>\$2955</b>
GUCC51C1836P	36 x 18 x 65.6	216.9	28.4	<b>\$3106</b>
GUCC51C1842P	42 x 18 x 65.6	245.5	32.9	<b>\$3257</b>

Multi-stor cabinet includes hinged door upper section with one adjustable shelf and three fixed front file drawers below. All drawers 11.2"H. Locking. Counterweight required for freestanding, **add \$200**. Key individual drawers optional, **add \$705**. Shipped assembled in 1 carton.

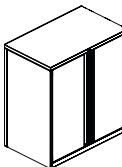
## PRIME - STORAGE CABINETS



**2 High Storage Cabinet**

GUSC21G1830P	30 x 18 x 28	75.1	10.5	<b>\$1124</b>
GUSC21G1836P	36 x 18 x 28	86.5	12.5	<b>\$1159</b>
GUSC21G1842P	42 x 18 x 28	95.8	14.5	<b>\$1234</b>

One adjustable shelf and one fixed bottom shelf. Locking. Shipped assembled in 1 carton.



**3 High Storage Cabinet**

GUSC31G1830P	30 x 18 x 39.2	96.7	14.5	<b>\$1459</b>
GUSC31G1836P	36 x 18 x 39.2	111.6	17.2	<b>\$1497</b>
GUSC31G1842P	42 x 18 x 39.2	124.5	20	<b>\$1691</b>

Two adjustable shelves and one fixed bottom shelf. Locking. Shipped assembled in 1 carton.

### Required specifications

Paint finish

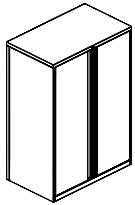
### Optional specifications

Counterweight\* (must be factory installed)  
Key alike/key # (no upcharge)  
Key individual drawers\* (upcharge applies)

### Accessories

Extra or replacement keys, or keys + core available

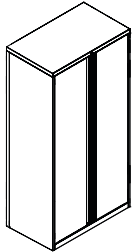
PRIME - STORAGE CABINETS      MODEL #      DIMENSIONS      WT/LB.      CUBIC FT.      LIST PRICE



4 high Storage Cabinet\*

	W x D x H			
GUSC41H1830P	30 x 18 x 53.6	120.2	19.6	<b>\$1794</b>
GUSC41H1836P	36 x 18 x 53.6	138.3	23.3	<b>\$1872</b>
GUSC41H1842P	42 x 18 x 53.6	154.4	27	<b>\$2082</b>

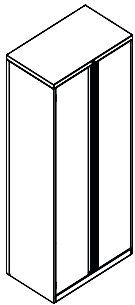
Three adjustable shelves and one fixed bottom shelf. Locking. Shipped assembled in 1 carton.



5 high Storage Cabinet\*

GUSC51C1830P	30 x 18 x 65.6	138.5	23.9	<b>\$2057</b>
GUSC51C1836P	36 x 18 x 65.6	160.4	28.4	<b>\$2133</b>
GUSC51C1842P	42 x 18 x 65.6	180.4	32.9	<b>\$2243</b>

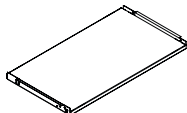
Four adjustable shelves and one fixed bottom shelf. Locking. Shipped assembled in 1 carton.



6 high Storage Cabinet\*

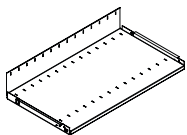
GUSC61G1830P	30 x 18 x 77.6	161.6	28.1	<b>\$2694</b>
GUSC61G1836P	36 x 18 x 77.6	186.5	33.5	<b>\$2769</b>
GUSC61G1842P	42 x 18 x 77.6	209.3	38.8	<b>\$2881</b>

Five adjustable shelves and one fixed bottom shelf. Locking. Shipped assembled in 1 carton.



**Non-slotted shelf**

GUSA011830	28.4 x 16 x 0.8	7.2	0.4	<b>\$180</b>
GUSA011836	34.4 x 16 x 0.8	8.4	0.5	<b>\$216</b>
GUSA011842	40.4 x 16 x 0.8	9.5	0.6	<b>\$252</b>



**Slotted shelf**

GUSA021830	28.4 x 16 x 5.25	8.2	1.8	<b>\$290</b>
GUSA021836	34.4 x 16 x 5.25	9.6	2.2	<b>\$371</b>
GUSA021842	40.4 x 16 x 5.25	10.8	2.6	<b>\$451</b>

Extra Cabinet Shelf

Shelves can be accommodated in GUSC and GUCC cabinets to corresponding widths.

**Required specifications**

Paint finish

**Optional specifications**



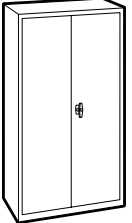

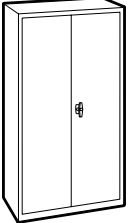

Key alike/key #\*

**Accessories**

Extra or replacement keys, or keys + core available\*




# S 9300 STORAGE CABINETS

9300 - STORAGE CABINETS	MODEL #	DIMENSIONS W x D x H	WT/LB.	CUBIC FT.	LIST PRICE
 <p><b>Two Door Storage Cabinet - 27.125" H*</b></p>	9336-2S1	36 x 18 x 27.12	61	14	<b>\$613</b>
	<p>One full width, <b>fixed</b>, non-slotted shelf. Lock and leveling glides standard. <b>Matches lateral file case dimensions.</b> Shipped assembled in 1 carton.</p> <ul style="list-style-type: none"> <li>All shelves were tested to hold up to 120 lbs. evenly distributed.</li> </ul>				
 <p><b>Two Door Storage Cabinet - 42" H*</b></p>	9336-S42L	36 x 18 x 42	89	20	<b>\$571</b>
	<p>One fixed and one adjustable shelf. Lock and leveling glides standard. Shipped assembled in 1 carton.</p> <ul style="list-style-type: none"> <li>All shelves were tested to hold up to 120 lbs. evenly distributed.</li> </ul>				
 <p><b>Two Door Storage Cabinet - 72" H*</b></p>	9336-S72L	36 x 18 x 72	138	36	<b>\$771</b>
	<p>One fixed and three adjustable shelves. Lock and leveling glides standard. Shipped assembled in 1 carton.</p> <ul style="list-style-type: none"> <li>All shelves were tested to hold up to 120 lbs. evenly distributed.</li> </ul>				
 <p><b>Two Door Storage Cabinet - 42" H*</b></p>	93CG-S42L	36 x 18 x 42	110	20	<b>\$950</b>
	<p>One fixed and two adjustable shelves. Two point locking doors. Shipped assembled in 1 carton.</p> <ul style="list-style-type: none"> <li>CGSB approved.</li> <li>All shelves were tested to hold up to 120 lbs. evenly distributed.</li> </ul>				
 <p><b>Two Door Storage Cabinet - 72" H*</b></p>	93CG-S72L	36 x 18 x 72	128	36	<b>\$1343</b>
	<p>One fixed and six adjustable shelves. Two point locking doors. Shipped assembled in 1 carton.</p> <ul style="list-style-type: none"> <li>CGSB approved.</li> <li>All shelves were tested to hold up to 125 lbs. evenly distributed.</li> </ul>				
 <p><b>Additional Shelf</b></p>	9336-FWS	36 x 18 x 0.75	7	5	<b>\$85</b>
	93CG-FWS	36 x 18 x 0.75	7	5	<b>\$107</b>
<p>Specify <b>9336-FWS</b> for 9336-5MSL, 9336-S72L, 9336-S42L and 9336-2SL. Specify <b>93CG-FWS</b> for 93CG storage cabinets.</p>					

**Required specifications**  
Paint finish

**Optional specifications**  
Key alike/key #\*

9300 - MULTI-STOR CABINETS



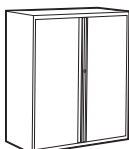
Multi-Stor Cabinet\*

MODEL #	DIMENSIONS W x D x H	WT/LB.	CUBIC FT.	LIST PRICE
9336-5MSL	36 x 18 x 65.25	158	32	\$2097

All purpose storage unit with two fixed shelves, one adjustable shelf and standard side-to-side hanging file bars in the roll-out drawers. Center pull handle design. Shipped assembled in 1 carton.

- Storage and lateral units lock independently and are keyed alike.
- Upper drawer is binder opening; lower drawer is letter opening.
- Both drawers accept legal files.

9300P - STORAGE CABINETS

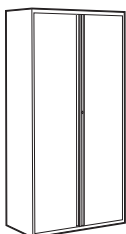


Two Door Storage Cabinet - 42"H\*

9336PS42L	36 x 18 x 42	89	20	\$769
-----------	--------------	----	----	-------

One fixed and one adjustable shelf. Lock and leveling glides standard. **Full pull handle design.** Shipped assembled in 1 carton.

- All shelves were tested to hold up to 70 - 75 lbs. evenly distributed.

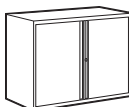


Two Door Storage Cabinet - 72"H\*

9336PS72L	36 x 18 x 72	141	36	\$1051
-----------	--------------	-----	----	--------

One fixed and three adjustable shelves. Lock and leveling glides standard. **Full pull handle design.** Shipped assembled in 1 carton.

- All shelves were tested to hold up to 70 - 75 lbs. evenly distributed.



Two Door Storage Cabinet - 27.125" H\*

9330P-2S1	30 x 18 x 27.12	55	12	\$661
9336P2S1	36 x 18 x 27.12	63	14	\$692
9342P-2S1	42 x 18 x 27.12	71	17	\$735

One full width, **fixed**, non-slotted shelf. Lock and leveling glides standard. **Matches lateral file case dimensions. Full pull handle design.** Shipped assembled in 1 carton.

- All shelves were tested to hold up to 70 - 75 lbs. evenly distributed.

9300P - EXHIBIT CABINETS

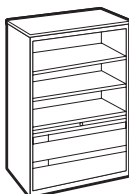


Exhibit Cabinet\*

9336P-5FX	36 x 18 x 65.25	165	26.98	\$2003
-----------	-----------------	-----	-------	--------

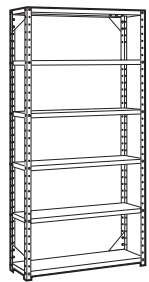
Open shelving with one fixed and two adjustable shelves and two lateral file drawers. Side-to-side hanging file bars included. Locking. **Full pull handle design.**

**Required specifications**  
Paint finish

**Optional specifications**  
Key alike/key #\*

# M METAL SHELVING

METAL SHELVING	MODEL #	DIMENSIONS	WT/LB.	CUBIC FT.	LIST PRICE
----------------	---------	------------	--------	-----------	------------



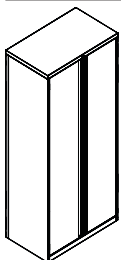
**Metal Shelving**

	W x D x H			
BSS61272	36 x 12 x 72	52	2.45	<b>\$608</b>
BSS61872	36 x 18 x 72	66	5.14	<b>\$694</b>
BSS62472	36 x 24 x 72	80	4.84	<b>\$779</b>

72"H industrial metal shelving unit with six shelves. Assembly required (standard screwdriver). Available in **Charcoal only**. Shelf weight capacity 300 lbs. evenly distributed.

**Required specifications**  
Paint finish

## PRIME - WARDROBE CABINETS



**Wardrobe Cabinet\***

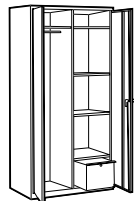
MODEL #	DIMENSIONS	WT/LB.	CUBIC FT.	LIST PRICE
<b>W x D x H</b>				
GUWC51C1830P	30 x 18 x 65.6	125.3	23.9	<b>\$1571</b>
GUWC51C1836P	36 x 18 x 65.6	165	28.4	<b>\$1909</b>
GUWC51C1842P	42 x 18 x 65.6	180.6	32.9	<b>\$2103</b>

**W x D x H**

GUWC51C1830P	30 x 18 x 65.6	125.3	23.9	<b>\$1571</b>
GUWC51C1836P	36 x 18 x 65.6	165	28.4	<b>\$1909</b>
GUWC51C1842P	42 x 18 x 65.6	180.6	32.9	<b>\$2103</b>

30" wide includes full width shelf and side-to-side coat rod. 36" and 42"W are split with shelving on left side, wardrobe on the other. Locking. Shipped assembled in 1 carton.

## FILEWORKS - WARDROBE CABINETS



**Two Compartment Wardrobe Cabinet**

93SW-2072	36 x 20 x 72	178	34.3	<b>\$1914</b>
-----------	--------------	-----	------	---------------

One compartment has three adjustable shelves with one fixed storage shelf and a separate locking storage drawer. Other compartment has a 67" storage section for extra long coats.

**Matches lateral file case dimensions. Doors open 165".** Shipped assembled in 1 carton.

**Required specifications**

Paint finish

**Optional specifications**

Key alike/key #\*

**Accessories**

Extra or replacement keys, or keys + core available\*

# textiles and finishes

## Care and Cleaning

### Textiles

**Fabrics:** To extend the life of your seating upholstered in fabric, regularly dust the chair to prevent airborne particles from penetrating the fabric surface.

For light soiling, use a damp cloth and blot the spot with very light pressure, taking care never to soak the fabric. Dry with a clean cloth by blotting - never rub fabric. More intense stains can be treated the same way, but with a mild detergent. Always test fabric first in an unseen area before using any cleaning method.

**Leather:** For regular cleaning, simply use a soft damp cloth, taking care not to soak the leather. For more thorough treatment, soak a soft cloth in a mild soap solution and wipe surface in a light circular motion. Repeat with clean water. Allow to dry and polish with a soft dry cloth. Do not use detergents, aerosol sprays or other polishes.

### Hard Surfaces

**Laminate & painted metal finishes:** Wipe the surface with a clean soft damp cloth; if needed, a mild soap solution (i.e. Ivory dishwashing liquid) can be used. To prevent streaks, dry the surface with a clean dry soft cloth moving in a circular motion.

---

### Textiles

- **Water-based cleaner (W):** Spot clean, using the foam only from a water-based cleaning agent, such as a mild detergent or non-solvent upholstery shampoo product. Apply foam with a soft brush in a circular motion. Vacuum when dry. Pretest small area before proceeding.
- **Solvent cleaner (S):** Spot clean, using a mild water-free solvent or dry cleaning product. Clean only in a well-ventilated room and avoid any product containing carbon tetrachloride or other toxic materials. Pretest a small area before proceeding.
- **Water/solvent cleaner (WS):** Spot clean with a mild solvent, an upholstery shampoo, or the foam from a mild detergent. When using a solvent or dry cleaning product, follow instructions carefully and clean only in a well-ventilated room. Avoid any product that contains carbon tetrachloride or other toxic materials. With either method, pretest a small area before proceeding.
- **Vacuum only (X):** Clean this fabric only by vacuuming or light brushing to prevent accumulation of dust and grime. Water-based foam cleaning agents of any kind may cause excessive shrinking, staining, or distortion of the surface pile and therefore, should not be used.
- **Crypton cleaning (C):** Generally stains are removed with plain water and powdered enzyme detergent. Upholstery foam shampoo, water-based cleaning products and germicidal detergents can be used. Be sure to remove all residue from cleaning products with clean water. Do not use solvent-based cleaners or dry cleaning products.
- These recommendations and codes were developed by fabric specialists. However, because of the various ways fabric can be stained or damaged, there is no guarantee that the results will be completely successful. Use suggested methods on your own responsibility. To help prevent overall soil, frequent vacuuming or light brushing to remove dust and grime is recommended. Use professional furniture cleaning service when overall soiled condition has been reached.



## Carded Textiles

Grade 1	Bantam, Carrera, Dobby, Fusion, Hudson, Illusion, Jenny, Quilt, Terrace, Trak, Urban, Waterfall, Wavelength
Grade 2	Allante FRee, Arc, Aristo, Couture, Elevate, Etch, Imprint, Luxhide, Match, Release, Replay, Silhouette, Verve, Vitality
Grade 3	Bobby, Canter EPU, Grid, Guild, Nomad, Pure, Vital
Grade 4	Abbey, Align, Beeline EPU, California, Continuum, Fedora, Graph, Gridley, Manner, Merit, Messenger, Metric, Mode, Montana, Murmur, Optic, Rocket, Sierra GC, Ulster, Woolish
Grade 5	Beta, Cinema, Cosmopolitan, Cover Cloth, Cross Dye, Digi Tweed, Endurance EPU, Eon EPU, Groove EPU, Keynote, Lavish, Lens, Magnify, Mark, Otto, Percept, Pip, Solitaire, Stimuli, Whit EPU
Grade 6	Faux Felt, Flock, Isabella, Novaro (leather), Pause, Sherlock, Stroll
Grade 7	Affinity, Brisa, Brisa Distressed, Channel, Everywhere Texture, Hush, Kit, Linnen, Luster, Lyre, Moon Beam 2, Odyssey, Oath, Palatine 2, Pleat, Synergy, Ultraleather
Grade 8	Dapple, Flexagon, Katano, Rainwater, Reflector, Silica, Silica Etch, Silica Leather, Silicone Element, Ultraleather Pro, Ultraleather Reef Pro, Viewpoint
Grade 9	Birch Bark Plaid, Grid, Inkling, Itajime, Motif, Metal Strips, Silica Andy, Silica Stride
Grade 10	Net, Prescott Leather, Silica Cusp, Silica Hiatus, Spokes
Grade 11	Lena (leather), Lumi, Sierra (leather), Silica Deflect, Silica Reach, Subdivide
Grade 12	No standard Global textiles - provided for grading GPM (Global purchased material, customer specified) textiles
Grade 13	Sail (DesignTex) pricing available on website (Build-It tool) or <a href="#">price list calculator</a>

## Two Grade Combination Chart

### FIRST TEXTILE SELECTED

		1	2	3	4	5	6	7	8	9	10	11	12	13	14	
SECOND TEXTILE SELECTED	1	1														
	2	2	2													
	3	3	3	3												
	4	3	4	4	4											
	5	4	4	5	5	5										
	6	5	5	5	6	6	6									
	7	5	6	6	6	7	7	7								
	8	6	6	7	7	7	8	8	8							
	9	7	7	7	8	8	8	9	9	9						
	10	8	8	8	8	9	9	9	10	10	10					
	11	9	9	9	9	9	10	10	10	11	11	11				
	12	10	10	10	10	10	10	11	11	11	12	12	12			
	13	11	11	11	11	11	11	12	12	12	12	13	13	13		
	14	11	12	12	12	12	12	12	13	13	13	13	13	14	14	14

Combining two textile grades on Global seating will result in the revised grade shown above.

- Assumptions: Two or more chairs are being ordered, there are no textile pattern repeats larger than 15" and the textile is at least 54" wide.
- A picture or sketch of where the two textiles are to be applied must be provided at time of order.
- This chart cannot be used for combining more than two textiles, a special quotation will be required for combining three or more textiles.

# TEXTILES AND FINISHES

## Tackboard Textiles

Anchorage	Lola	Merge	Global seating textiles (contact Customer Service for pricing)		
-----------	------	-------	--	--	--

## FINISHES

**Seating Finishes - Metal** *For available leg frame finishes for each seating series, please see Seating price list page 381*

Antique Copper (ACO)	Black (TBL)	Brushed Chrome (BCH)	Buzz Blue (TBZ)	Cactus (TCC)	Carrot (TCR)
Cloud (TIV)	Chrome (CHM)	Designer White (TDW)	Dijon (TDJ)	Eggplant (TEG)	Fog (TFO)
Frost (TFR)	Ink (TIN)	Kalua (TKA)	Latte (TLA)	Mocha (TMO)	Nevada (TNE)
Sand (TSN)	Satin Brass (SBR)	Scarlet (TSR)	Shadow (TSH)	Toast (TOA)	Tungsten (TTU)

**Seating Finishes - Plastic** *(Bakhita\*, Duet, Popcorn, Sonic and Stream\*)*

Alloy (ALY)*	Buzz Blue (BZB)	Cactus (CCT)	Carrot (CRO)	Char (CHA)*	Cloud (IVC)
Dijon (DJN)	Eggplant (EGP)	Fog (FOG)	Frost (FRO)	Ink (INK)	Latte (LAB)
Milk (MLK)*	Night (BLK)	Sand (SND)	Scarlet (SAR)	Shadow (SHW)	

## Seating Finishes - Wood

*Seating finishes will not necessarily match Casegoods finishes; Seating and Casegoods finishes use different wood species and are manufactured at multiple locations.*

Absolute (AAM)	Black (BKM)	Cherry (ACM)	Charcoal Java (CJM)*	Empire Mahogany (EMM)*	English Oak (EOM)
Espresso Cafe (ECM)	Fruitwood (TFM)	Gray (HGM)	Harvest Oak (HOM)*	Honey (AHM)	Jet Onyx (JOM)*
Light Honey (LHM)*	Mahogany (TMM)	Maple (AVM)	Medium Walnut (MWM)	Natural Walnut (NLW)	Night (ASM)
Noce Biondo (NBM)	Noce Grigio (NGM)	Noce Leggero (NEM)	Noce Medio (NMM)	Sandy Beach (SBM)*	Shaker Cherry (SKM)
Silver Oak (SOM)*	Walnut (TWM)	WC Cream (WTM)	White (WHM)	Winter Cherry (WCM)	

\*Available on Calidon series only.

## Desks, Workstations, Tables and Accessories - Laminate

Absolute Acajou (ACJ)	Asian Night (ASN)	Avant Cherry (AWC)	Avant Honey (AWH)	Black (BLK)	Blizzard (BZD)
Brushed Cobalt (BRC)	Clear Maple (CMB)	Custom Grey (CGY)	Dark Espresso (DES)	Designer White (DWT)	Fashionista (FAS)
First Class (FCL)	Noce Biondo (NBL)	Noce Grigio (NGL)	Noce Leggero (NEL)	Noce Medio (NML)	Quartered Mahogany (QTM)
Sheer Beauty (SBY)	Stonedust (SDT)	Storm Grey (SOG)	Walnut Heights (WHE)	White Chocolate (WHC)	Winter Cherry (WCR)

Writable surface (WRW)\*

\*Available on Zook series only

## Solid Wood and Laminate Coordinating Colors

### Solid Wood Colors

Absolute (AAM)  
Black (BKM)  
Cherry (ACM)  
Espresso Cafe (ECM)  
Fruitwood (TFM)  
Gray (HGM)  
Honey (AHM)  
Mahogany (TMM)  
Maple (AVM)  
Medium Walnut (MWM)  
Night (ASM)  
Noce Biondo (NBM)  
Noce Grigio (NGM)  
Noce Leggero (NEM)  
Noce Medio (NMM)  
Walnut (TWM)  
WC Cream (WTM)  
White (WHM)  
Winter Cherry (WCM)

### Laminate Colors

Absolute Acajou (ACJ)  
Black (BLK)  
Avant Cherry (AWC)  
Dark Espresso (DES)  
-  
-  
Avant Honey (AWH)  
Quartered Mahogany (QTM)  
Clear Maple (CMB)  
-  
Asian Night (ASN)  
Noce Biondo (NBL)  
Noce Grigio (NGL)  
Noce Leggero (NEL)  
Noce Medio (NML)  
-  
White Chocolate (WHC)  
Designer White (DWT)  
Winter Cherry (WCR)

## Metal Leg Finishes *(check series for applicable finishes)*

Antique Copper (ACO)	Black (TBL)	Brushed Chrome (BCH)	Buzz Blue (TBZ)	Cactus (TCC)	Carrot (TCR)
Cloud (TIV)	Chrome (CHM)	Designer White (TDW)	Dijon (TDJ)	Eggplant (TEG)	Fog (TFO)
Frost (TFR)	Ink (TIN)	Kalua (TKA)	Latte (TLA)	Mocha (TMO)	Nevada (TNE)
Sand (TSN)	Satin Brass (SBR)	Scarlet (TSR)	Shadow (TSH)	Toast (TOA)	Tungsten (TTU)

## File Finishes - Standard

Black (BLK)	Bone (BNE)	Business Grey (BGR)	Charcoal (CHR)	Claret (CLT)	Desert Putty (DPT)
Designer White (DWT)	Fog (FOG)	Grey (GRY)	Ice (ICE)	Ivory (IVR)	Light Grey (LGR)
Metro (MET)	Moss (MOS)	Navy (NVY)	Nevada (NEV)	Oyster (OYS)	Sky (SKY)
Silver (SIL)	Stone (STN)	Storm Grey (SGR)	Tahiti Sand (TSA)	Taupe (TPE)	Tungsten (TUN)*
Willow (WIL)					*10% upcharge applies

## File Finishes - Textured

Black Coffee (BKC)	Blizzard (BZD)	Dark Chocolate (T19)	Mocha (MCH)	Stonedust (SDT)
--------------------	----------------	----------------------	-------------	-----------------

FINISH CODE	ACJ	ASN	AWC	AWH	BLK	BZD	BRC	CMB	CGY	DES	DWT	FAS	FCL	NBL	NGL	NEL	NML	QTM	SBY	SDT	SOG	WHE	WHC	WCR
<b>LAMINATE DESKING</b>																								
Adaptabilities	•	•	•	•	•	•	•	•	•	•	•	•	•	•	•	•	•	•	•	•	•	•	•	•
Genoa	•	•	•	•	•			•		•	•	•	•	•	•	•	•	•	•			•	•	•
Princeton	•	•	•	•		•		•	•	•	•	•	•	•	•	•	•		•	•		•	•	•
Zira	•	•	•	•	•	•	•	•	•	•	•	•	•	•	•	•	•	•	•	•	•	•	•	•
<b>PANELS + COMPONENTS</b>																								
Divide	•	•	•	•	•	•	•	•	•	•	•	•	•	•	•	•	•	•	•	•	•	•	•	•
<b>TABLES - CAFÉ, MEETING &amp; CONFERENCE</b>																								
Alba	•	•	•	•	•	•	•	•	•	•	•			•	•	•	•	•		•	•	•	•	•
Boardroom	•	•	•	•	•	•	•	•	•	•	•	•	•	•	•	•	•	•	•	•	•	•	•	•
Swap	•	•	•	•	•	•	•	•	•	•	•	•	•	•	•	•	•	•	•	•	•	•	•	•
Zira boardroom	•	•	•	•	•	•	•	•	•	•	•	•	•	•	•	•	•	•	•	•	•	•	•	•
<b>TABLES - TRAINING</b>																								
Zgether	•	•	•	•	•	•	•	•	•	•	•	•	•	•	•	•	•	•	•	•	•	•	•	•
Bungee	•	•	•	•	•	•	•	•	•	•	•	•	•	•	•	•	•	•	•	•	•	•	•	•
ConnectTABLES	•	•	•	•	•	•	•	•	•	•	•	•	•	•	•	•	•	•	•	•	•	•	•	•
Junction	•	•	•	•	•	•	•	•	•	•	•	•	•	•	•	•	•	•	•	•	•	•	•	•
Zook	•	•	•	•	•	•	•	•	•	•	•	•	•	•	•	•	•	•	•	•	•	•	•	•
<b>TABLES - RECEPTION &amp; OCCASIONAL</b>																								
Citi	•	•	•	•	•	•	•	•	•	•	•	•	•	•	•	•	•	•	•	•	•	•	•	•
Occasional Tables	•	•	•	•	•	•	•	•	•	•	•	•	•	•	•	•	•	•	•	•	•	•	•	•
Sirena Tables	•	•	•	•	•			•	•	•	•	•	•	•	•	•	•	•	•			•	•	•
Wind Tables	•	•	•	•	•	•	•	•	•	•	•	•	•	•	•	•	•	•	•	•	•	•	•	•
Work Tables	•	•	•	•	•	•	•	•	•	•	•	•	•	•	•	•	•	•	•	•	•	•	•	•
<b>PRODUCTIVITY SOLUTIONS</b>																								
Height Adjustable Tables	•	•	•	•	•	•	•	•	•	•	•	•	•	•	•	•	•	•	•	•	•	•	•	•
<b>FILING &amp; STORAGE</b>																								
Lateral File Tops	•	•	•	•	•	•	•	•	•	•	•	•	•	•	•	•	•	•	•	•	•	•	•	•



This illustrated list price book has been designed to facilitate fast reference and easy use. Products are categorized into "seating", "desks", "files", "panels" or "tables" and are listed numerically within their categories. The line drawings match actual photographs (where possible) to aid in instant recognition of the total range within a series.

Sales of Global Furniture Group ("Global") products are made only on Global's standard Terms and Conditions of sale which are contained in this list price book. The "Purchaser" in these Terms and Conditions shall refer to Dealers and those who originally purchase directly from Global for use or re-sale. These standard Terms and Conditions may be modified or supplemented only by a separately written document signed by Global's authorized personnel at its head office in Toronto, Ontario, Canada. Any term or condition contained in any purchase order or other form used by the Purchaser to order goods (including standard, printed language) which is different from, in addition to, or in any way inconsistent with Global's standard Terms and Conditions shall be of no force or effect whatsoever.

All illustrations, specifications and prices in this list price book are based on the latest product information available at time of publication. Global reserves the right to make changes at any time and without prior notice to prices, colors, materials, specifications and models offered.

## Description

Each product shown or described in this list price book is standard Global product. Available options are noted at the beginning of each series. Available options may require additional delivery time and cost, and may affect the warranty given. Sizes and weights shown are approximate and are subject to slight changes from time to time.

## Prices and Payment

The prices shown in this list price book as well as those quoted by Global, are in Canadian dollars for orders shipped to destinations in Canada.

If shipping date requested is more than 90 days from date of order, Global shall reserve the right to use published list prices effective at time of shipment.

Orders are invoiced at time of shipment. Terms of payment are net 30 days from date of invoice unless otherwise stated. The Purchaser agrees that Global shall reserve the right to enforce a charge amounting to 1.5% per month (18% per year) on invoices outstanding more than 30 days.

If the Purchaser's most recent annual net volume is less than \$5,000, Global may suggest payment be made in advance.

All orders are subject to the Purchaser complying with Global's prevailing credit policy.

Any products sold by Global shall remain the property of Global until fully paid.

Prices are suggested list prices only and are subject to change without notice. Global will, however, attempt to keep the Purchasers up-to-date on all developments including price changes.

## Taxes

All prices shown in this list price book are exclusive of sales, use, excise, HST and other applicable taxes and duties which may be the Purchaser's responsibility as per the invoice issued by Global. If the Purchaser claims an exemption from such taxes, it shall be the Purchaser's responsibility to furnish Global with an appropriate exemption certificate at time of order.

## Ordering Information

Global requires that all orders be submitted in writing and will be acknowledged on Global's acknowledgment forms governing the transaction.

The details appearing on this acknowledgment will describe the items to be shipped and the approximate shipping date. It is the Purchaser's responsibility to determine that the information in the acknowledgment is correct. In the event of an error, the Purchaser must notify their Global Customer Service representative immediately by telephone followed by written confirmation. Shipping dates are assigned to orders based on the items having the longest manufacturing lead time (unless instructed to partial ship).

At time of order, please provide the following information:

1. Account number (if possible)
2. PO number
3. "Bill to" and/or "Ship to" and name and address
4. Complete model number and selected options including textiles/finishes
5. Special instructions and tag information
6. Shipping instructions, please indicate:
  - a. pick up
  - b. Global trailer program
  - c. common carrier, provide name of carrier, your account number
7. Special quote (SQ) # or MTM # (if applicable)
8. Customer's Own Material (COM), Global Purchased Material (GPM), Customer's Own Leather (COL), see below.
9. For specials and custom quoted product, please indicate the custom quote # on your PO. If changes are made to the quote a new quote must be issued prior to submitting the order. It is the Purchaser's responsibility to determine that the information on the quote is correct. Global will not be responsible for wrong product due to errors in the quote.

The above points will be checked by Global for accuracy. Global will process orders using the codes provided by the Purchaser. Price discrepancy is the responsibility of the Purchaser. The Purchaser must notify Global prior to invoicing.

The Purchaser is responsible for providing correct information at time of order. If no option(s) are selected the system will default to standard feature(s). Orders with missing/incorrect information (finish, etc.) will be put on hold until all information is complete. Orders will be scheduled for manufacturing upon receipt of complete information.

## Changes and Cancellations

After the date of Global's acknowledgment of the Purchaser's order, the order may not be changed or canceled by the Purchaser without the written consent of Global. Orders for products upholstered in "special order textiles" (GPM) cannot be canceled once material has been purchased. Special order items, COM and textile-covered items already in production are not subject to change or cancellation under any circumstances. Textile-covered items are considered to be in production once the textile is scheduled for cutting. Other standard items already in production are subject to a minimum 35% cancellation charge.

## Errors and Omissions

All quotations, acknowledgments and invoices are subject to corrections for any errors and omissions.

## Casters

The list price book specifies the caster which comes standard with each chair model. Most chairs are equipped with C1 or C65 casters which are best used on carpeted surfaces. If it is intended to use the product on hard surfaces such as ceramics, concrete, linoleum or hardwood, it is recommended to use different casters. It is the responsibility of the customer to determine the standard caster for a particular product and whether such caster is appropriate for the given application. The Arm and Caster section illustrates the caster options offered by Global and their suggested uses.

## FINISHES

### Seating Finishes - Painted

Where painted frames are not a standard color, a special quote is required.

### Seating Finishes - Wood Stains

A one time setup fee of \$250 net will be applied per order for custom wood staining/color matching requests. This payment will be valid for 5 years from the date it is set up. After 5 years, the \$250 setup fee will apply again. Restrictions may apply. The customer must provide a 3" x 3" color chip/sample.

For application of customer's own wood stain, there will be an upcharge of 10% list price, per unit (in addition to the option upcharge, when applicable). For orders with custom stain unit quantities of 30 or more, the upcharge may be reduced or eliminated. A [Special Product Request](#) must be submitted for a quotation.

### File Finishes

There is no upcharge on any standard file finish. Any non-standard file finish must be approved by Global prior to acceptance of order and may be subject to an upcharge.

9300 Series, 9300 Plus Series and Prime Series can be ordered in non-standard finishes with a 10% upcharge on orders up to and including 10 units. There is no upcharge on orders of 11 units or more.

Please note:

- You can only combine 9300 Series and 9300 Plus Series to meet the 11 unit minimum.

An upcharge of 10% will apply to Metallic, Mica, Tungsten and any non-standard White finishes regardless of the number of units ordered.

### Wood Veneer Finishes

Because the distinctive characteristics and the nature of wood products cause variations, exact matches are not always possible. Global will not be held responsible if the finishes cannot be matched.

**Customer's Own Material (COM)**

Use of COM must be approved by Global prior to acceptance of order. Please submit the Authorization Request Form. Photocopy and use this form as often as necessary. The customer must provide a 12" x 12" textile sample and advise how the textile is to be applied and quantity of textile being sent. **Textile yardage requirement will be advised by the factory, and additional yardage may be required if pattern requires matching.** Upon approval from Global, send textile to the COM Department at: 596 Supertest Road, Toronto ON, M3J 2M5. Send to the address provided on shipping document upon approval from Global. If COM is difficult to apply or if product is required to be modified, extra charges will apply. Global reserves the right to cancel an order at any time if COM is inadequate for any reason. COM must be shipped freight and duties paid if applicable to our factory. Such shipment must be fully identified with the Purchaser's order number, and the item for which the material is intended. Performance of COM when applied to product is the sole responsibility of the Purchaser. Global's standard product warranty shall not apply to COM.

COM price is the lowest published price/grade for the series. The published yardage requirement for COM orders is approximate and shown beside each item in the list price book. The yardage shown there is based on the textile requirements for cutting and sewing a single chair in a plain patterned textile. For textiles with a pattern repeat or for COM orders involving 10 or more chairs, please consult with Customer Service for recalculation of the yardage requirements as this may significantly change the textile requirement.

**Textile Grading**

All products are priced according to their standard textile grade. Lower grade textiles may be available but at the same price as standard textile grade. See Textiles and Finishes section for graded textiles.

Combining two grades of textiles may result in a revised grade. Please refer to "Two Grades Combination Chart" in the Textiles and Finishes section. For more than two textiles a special quotation is required.

**Global Purchased Material, Customer Specified (GPM)**

Global may purchase material specified by the customer. Use of GPM must be approved by Global prior to acceptance of order. If it is difficult to apply or if product is required to be modified, extra charges will apply. Global reserves the right to cancel an order at any time if GPM is inadequate for any reason. Performance of GPM when applied to product is the sole responsibility of the textile vendor. Global's standard warranty will not apply to GPM materials.

**Customer's Own Leather (COL)**

Not all seating can be upholstered in leather. Please consult service notes for availability. COL price is the lowest published grade for the series (leather or fabric).

**Upholstery Coverings**

Slight variations in color may occur between dye lots. Although Global attempts to minimize these variances, they do occur and must be accepted as normal and will not be considered defects.

**Leather is a Natural Product**

Natural variations occur in the color, grain and texture of leather. As a result, a degree of variation should be expected. As leather is used it develops a patina. Its color changes slightly, it will get marked and it will stretch and pull, these are the hallmarks of genuine leather and are not considered defects.

**Yardage**

Required yardage (yd) is based on unmatched materials with widths of 54" for seating, 63" for panels.

**Arms**

A wide selection of arms are available for some series. See Arm Chart in the Seating list price book.

**Weight**

In the Seating list price book, weight is provided for both unit weight and carton weight. In the Desking + Tables or Metal Filing + Storage list price books, carton weight is provided.

**Delays**

Global's order acknowledgment will state a shipping date which is Global's best estimate at the time the order is acknowledged. However, Global shall not incur any obligation or liability to the Purchaser for failure to ship by specified date unless Global has agreed to an unequivocal shipping date in a separately signed written document executed by its authorized personnel at its head office. In addition, Global will not be liable for any loss or damage resulting from any delay or failure in shipment or other failure to perform all or any part of the agreement between the parties with respect to the goods shown on the face of the order acknowledgment where such delay, failure, loss or damage is the proximate result of any act of any governmental authority or political subdivision thereof, revolution, riot, civil disorder or disturbance, delay or default in transportation, strike disputes among or between labor unions or other labor disputes, delay or inability in obtaining materials and facilities, fire, flood, act of God or any cause not within the reasonable control of Global.

**Free on Board (FOB)**

FOB point is Global's Factory, Toronto, Ontario, Canada.

**Courier Type Shipments**

This symbol is used to indicate that the adjacent product can be sent by courier type shipments, such as Federal Express, Purolator, CanPar and UPS.

**Shipping**

The Purchaser must select, at time of order, one of two methods of freight payment. Global will make no end-user shipments unless special arrangements have been made.

1. FOB point of shipment, freight collect - pick up and common carrier.
2. FOB point of shipment, freight prepaid and invoiced to the Purchaser - Global Trailer Program.

All deliveries are dock to dock.

**Service**

Service requests are normally the responsibility of Global's authorized Dealers. Where this cannot be accomplished on a local level, service problems should be referred to Global's Customer Service Department.

Global/Express (Canada)  
Tel: (905) 660-5101 or 1-800-567-8901  
Fax: (905) 660-4759 or 1-800-375-5134

Global International  
Tel: (416) 661-3660  
Fax: (416) 661-661-0983 or 1-877-585-5579

**Returns**

No returns of goods will be accepted without written consent and shipping instruction from Global. A minimum re-stocking charge of 35% is made on all authorized returns for credit or refund, provided goods are received by Global in the condition in which they left the factory. This may increase depending on the type of product. Global's Return Goods Authorization (RGA) numbers must appear prominently on all authorized returns. Global will not be responsible

for return freight costs. No credit will be given if goods cannot be reused as new. Special order items, non-stock items and COM products are in no event subject to return. All returns must be approved and authorized in writing by Global Customer Service. Global reserves the right to refuse delivery of any unauthorized returns.

**Claims**

All goods are sold FOB plant or Global Distribution Center. Global is not responsible for damage which occurs in transit (or in storage). The carrier signs for all goods received in apparently good order. It is the Purchaser's responsibility to examine goods upon receipt and to file any claims with the carrier for losses or damage to the product occurring during transit, including concealed damage.

Any claims made against Global for apparent defects, errors or shortages must be made by the Purchaser, in writing, within 15 working days after any delivery. Failure by the Purchaser to make any claim against Global within 15 days shall constitute acceptance of the goods and a waiver of any apparent defects, errors or shortages.

**Suspension**

In the event that the Purchaser defaults in the payment of any sum due to Global, or in the event the Purchaser's financial condition becomes unsatisfactory to Global, Global shall have the right to defer or discontinue shipment of any goods until such time as the default is cured or the Purchaser provides assurance of payment to Global.

**Copyright**

All catalogs, photographs, drawings, list price books and other printed materials are protected by copyright. All rights reserved.

**Trademarks**

All trademarks are owned by Global Furniture Group other than OBUSFORME™ which is owned by OBUSFORME LTD CO., a division of Homematics Inc., MOR-CARE which is owned by MORBERN INC, Perma-Mesh which is the property of J.B. Research Inc. SCHUKRA™ which is owned by SCHUKRA MANUFACTURING INC. OBUSFORME® and the distinctive backrest design are registered trademarks of OBUSFORME LTD CO.

**Designs and Patents**

Many of the products produced by Global are protected by design registrations, design patents and/or patents. Design and specifications are subject to change, discontinuance or additions without notice.

For a full listing of issued trademarks, please visit [globalfurnituregroup.com](http://globalfurnituregroup.com).

**Cubic Measure**

The stated volume is an approximate cubic foot measure that may be used to calculate freight costs. The figure shown is the total shipping volume of a unit (e.g. if a part is sent in 2 cartons the volume indicated reflects both cartons together) and is subject to change without notice. It is most economical to purchase the specified number per carton.

**Combined Shipments**

Global will make every effort to combine shipments and orders on written request. However, Global cannot be held responsible where such requests are not complied with.

## Offer of Sale

Possession of this list price book or any other literature shall not imply the company's willingness to sell to the holder and shall not be construed as a direct offer of sale.

*If a conflict arises between: (i) prices found in software support packages furnished to the customer by Global or by any other source on behalf of Global; and (ii) Global's current pricing found on Global's website, then the most current shall prevail.*

## Testing Qualifications

Many Global products pass or exceed the most stringent industry testing standards.

## Disclaimer

Metric dimensions are provided for seating products for reference only. In the event that there is a discrepancy between imperial measurements and metric measurements, imperial measurements shall prevail. Prices shown are current manufacturer's suggested list prices at time of printing. Updated pricing is available on Global's website. All applicable taxes are extra. Descriptions, specifications and prices are subject to change without notice. Errors and omissions are subject to correction.

## Fire Codes

Flame resistant components are most often requested to be tested to comply with California Technical Bulletin 11, often referred to as CAL117. The foam used in Global chairs meets the requirements of California TB117 and all of the upholstery fabrics Global offers meet this requirement. There are other fire codes that are not commonly specified. Global Upholstery Ltd. can usually provide test results for any North American code. Please contact Customer Service.

## This list price book is effective as of January 1, 2023.

For periodic updates, please check the PDF at [globalfurnituregroup.com](http://globalfurnituregroup.com). After login, select Resources then Price Lists. From here you will have the option to select either the Seating, Desking + Tables or Metal Filing + Storage price list books. Global warrants that all commercial products are free from defects in material and workmanship, for the life of the product, to the original Purchaser.

## WARNING - SEATING PRODUCTS TO PREVENT PRODUCT FAILURE AND POSSIBLE INJURY:

Ensure that the appropriate selection is made for the intended use of the chair including user's weight. Some chairs are not recommended for users above a certain weight. Frequently inspect the chair for visible cracks and tighten all screws, bolts and adjustable knobs. If the chair is damaged or unstable, immediately remove it from service.

Any information or suggestions concerning applications, specifications or compliances with codes and standards is provided solely for your convenient reference and without any representation as to accuracy or suitability. Global disclaims any legal responsibility. The user must verify and test the suitability of any information or products for his specific application. Global reserves the right to change the Terms and Conditions in the list price book without notice.

**Instructions**

- Please indicate the number of lock cores required per number and provide total count
- Include line item "KEYLIST" on your order
- Submit completed form with order to Global Furniture Group

Applicable on all **1200 Series Personal Storage Lockers** (401-550)

Order#: \_\_\_\_\_ Date: \_\_\_\_\_

PO#: \_\_\_\_\_ Internal Truck#: \_\_\_\_\_

KEY#	SETS REQUIRED	KEY#	SETS REQUIRED	KEY#	SETS REQUIRED	KEY#	SETS REQUIRED	KEY#	SETS REQUIRED
401		431		461		491		521	
402		432		462		492		522	
403		433		463		493		523	
404		434		464		494		524	
405		435		465		495		525	
406		436		466		496		526	
407		437		467		497		527	
408		438		468		498		528	
409		439		469		499		529	
410		440		470		500		530	
411		441		471		501		531	
412		442		472		502		532	
413		443		473		503		533	
414		444		474		504		534	
415		445		475		505		535	
416		446		476		506		536	
417		447		477		507		537	
418		448		478		508		538	
419		449		479		509		539	
420		450		480		510		540	
421		451		481		511		541	
422		452		482		512		542	
423		453		483		513		543	
424		454		484		514		544	
425		455		485		515		545	
426		456		486		516		546	
427		457		487		517		547	
428		458		488		518		548	
429		459		489		519		549	
430		460		490		520		550	
401-430 =		431-460 =		461-490 =		491-520 =		521-550 =	
								<b>TOTAL</b>	

Global warrants that all commercial products are free from defects in material and workmanship, for the life of the product, to the original Purchaser.

Global will repair or replace, at Global's option, as the sole remedy for any defect covered by the warranty. The warranty applies to products manufactured after March 22, 2016.

Global makes no warranty that any of its products are suitable for any particular purpose and makes no other warranties, express or implied, other than those set out here. As codes and standards vary from one jurisdiction to another, references to compliance are solely for convenience and without any representation as to accuracy or suitability. Users must verify the suitability of such information or product for their specific application. In no event shall Global be liable in either tort or contract for any loss or direct, special, incidental, consequential, or exemplary damages.

**Files, Desks, Modular Furniture, Tables, Panels & Accessories**

Global warrants all components of metal storage and filing, laminate and wood veneer desks, laminate and wood veneer tables, metal leg components and panels for the lifetime of the product to the original Purchaser.

The warranty applies to single shift, standard commercial usage, defined as a standard eight (8) hour day, forty (40) hour week. Load restrictions apply, refer to individual product descriptions.

Exceptions to the warranty for files/desks/tables and panels are as follows:

- Electrical devices, panel and tackboard textiles, adjustable keyboard mechanisms, non-electrical table mechanisms, monitor arms, lecterns, coat trees and task lights - five (5) years
- Laminate folding tables - one (1) year
- Motorized electrical components - two (2) years
- Keyless lock options - two (2) years

**Files, Desks, Modular Furniture, Tables, Panels & Accessories Warranty Summary**

Product Type	Components Warranty For Original Purchaser	Exceptions
Metal storage and filing	lifetime	keyless lock options - 2 years
Laminate/wood veneer desks and modular furniture	lifetime	tackboard textiles, electrical devices, task lights - 5 years
Boardroom, conference and training tables	lifetime	electrical devices - 5 years moving parts - 5 years
Panels	lifetime	panel textiles, electrical devices, task lights - 5 years
Coat racks and lecterns	5 years	none
Folding tables (laminate & molded)	1 year	none
Height adjustable tables	5 years	motorized parts (on electrical tables) - 2 years

**Global's warranty does not apply (for any product category) to the following:**

- Nominal or normal amount of wear and tear that can occur over time
- Failures which result from negligence, abuse, accident or misuse
- Failure to apply, install or maintain products according to Global's written instructions and warnings
- Modifications, attachments or repair methods not approved by Global
- Damage caused by a carrier in transit, or delivery/installation contractors
- The matching of colors, grains or textures (wood, leather, etc.) of natural materials
- Products exposed to extreme hot or cold temperatures or excessively dry or humid environments
- Color fastness or the matching of color of textiles, dye lots of textile can vary
- Damage by markings or staining; damage by sharp objects or imprinting from instruments
- Damage to textiles or laminate and wood surfaces/edges from exposure to sunlight (including UV rays)
- Products not purchased directly from authorized Global resellers
- Products used for rental purposes
- Purchased parts are warranted for one (1) year
- Failure to follow specific cleaning and disinfecting instructions posted on [globalfurnituregroup.com](http://globalfurnituregroup.com)

Global's warranty does not cover the costs of transportation or labor. Repair or replacement will be at Global's discretion.

**Textiles and Finishes**

Global textiles and finishes are updated periodically to meet the demand and trends of the market. As a result, some textiles and finishes may be discontinued by Global or the manufacturer. In the event that a textile or finish is discontinued, Global will make every reasonable effort to provide an alternative product(s) of comparable function.





---

## Global offices in Canada

### Head Office

560 Supertest Road  
Toronto, Ontario  
M3J 2M6  
T (416) 650-6500

### Toronto Sales Office

1350 Flint Road  
Toronto, Ontario  
M3J 2J7  
T (416) 661-3660

---

## Showrooms

### Calgary

237 8 Avenue SE, Suite 302  
Calgary, Alberta  
T2G 5C3  
T (403) 250-7770

### The Blueprint Montreal

1010 Sainte-Catherine Street W, Mezz 2  
Montreal, Quebec  
H3B 1E7  
T (514) 866-4331

### Ottawa

251 Laurier Avenue West, Suite 400  
Ottawa, Ontario  
K1P 5J6  
T (613) 234-2881  
*Please call ahead to book an appointment.*

### Edmonton

10158 103 Street NW, Suite 201  
Edmonton, Alberta  
T5J 0X6  
T (780) 444-8922

### Toronto

1350 Flint Road  
Toronto, Ontario  
M3J 2J7  
T (416) 661-3660

### Vancouver

675 West Hastings Street, Suite 1000  
Vancouver, British Columbia  
V6B 1N2  
T (604) 432-1701

### Halifax

1061 Marginal Road, Suite 120  
Halifax, Nova Scotia  
B3H 4P7  
T (902) 422-7434

### The Blueprint Toronto

(MetroCentre)  
200 Wellington Street West, Suite 1602  
Toronto, Ontario  
M5V 3C7

### Winnipeg

111 Lombard Avenue, Suite 220  
Winnipeg, Manitoba  
R3B 0T4  
T (204) 925-3350

