

Filing + Storage

Pricing effective January 1, 2023 - Canada

Revised May 13, 2024



PRICE LIST filing + storage



think global

THE GLOBAL EDGE

ERGONOMICS IN THE OFFICE

- Full range of ergonomically designed workplace, healthcare and office furniture with competitive pricing and built-in value.

STRENGTH AND STABILITY

- Established in 1966.
- One of North America's largest office furniture manufacturers.
- Manufacturing and showrooms worldwide.

QUICK SHIP PROGRAM

- Global's Quick Ship program offers the most comprehensive product offering across Canada.
- While we offer many additional products in a wide array of styles and colors, many items will be available to ship to you in as little as two days.

STRONG LOCAL REPRESENTATION

- Service and expert advice where you are, when you need it!

MANUFACTURING CAPABILITY

- Vertical integration ensures "start to finish" control.
- Ongoing research and investment in new, innovative production technology.

QUALITY ASSURANCE

- The quality program is registered to ISO 9001.
- On-site furniture testing facility.
- Products and components are tested to meet or exceed ANSI/BIFMA standards.
- Products backed by Global's Limited Lifetime Warranty.

ENVIRONMENTAL COMMITMENT

- Continuous development of "earth friendly" programs.
- One of the first molded foam manufacturers to create ozone-friendly, CFC and HFC-free processes.
- Many seat and back pans are made from recyclable plastics and wood waste, enabling little waste and cost effective products.

TABLE OF CONTENTS

WORKPLACE

FILING + STORAGE	FILING + STORAGE (cont'd)	REFERENCE
Bookcases70	Storage cabinets65	Key List Form.....80
1200 Series70	1200 Series65	Textiles and Finishes.....73
File Buddy.....16	9300 Series68	Terms and Conditions.....77
Lateral files.....6	9300P Series68	Lifetime Warranty.....81
Lateral file specifications7	Vertical files30	Index.....82
1200 Series10	Vertical file specifications.....32	
9300 Series17	2600 Series34	
9300P Series19	2600P Series36	
Lateral file accessories13	2800 Series38	
Lateral file tops15	2800P Series40	
Pedestals.....22	Vertical file accessories42	
1200 Series22	Wardrobes.....72	
G Series24		
Stagecoach.....25		
Personal lockers43		
1200 Series46		
Personal towers62		
1200 Series62		
9300P Series64		

FILING + STORAGE

Lateral files6

 1200 Series10

 9300 Series17

 9300P Series19

Pedestals22

Personal towers62

Storage cabinets65

Lateral file accessories13

Personal lockers43

 1200 Series46

Vertical files30

 2600 Series34

 2600P Series36

 2800 Series38

Wardrobes72

filing and storage



Lateral files 6



Pedestals 22



Personal lockers 39



Personal towers 62



Vertical files 30



Storage cabinets/bookcases 65



Wardrobes 72



File Buddy 16



Global's wide variety of lateral files can satisfy every price point and individual style. Choose from center or full pulls, fixed or receding drawer fronts, various size drawer openings and a range of colors to coordinate with any office.

1200 Series

Premium products configured to suit your needs; build your cabinet as you specify from the top down. Features fixed front or receding doors with looped full pulls handles and full welded seamless tops to deliver strength and clean aesthetics. Drawer fronts also have a welded reinforcement channel for additional strength. Available with extra large openings to accommodate binders. Posting shelves, half-height drawers and electronic locks are also available. Drawer fronts align when placing multiple heights next to one another. Lock is always located between the 3rd and 4th position (except on 1 1/2 and 2 high units).

9300 Series

Features a center pull and seamless welded corners to provide lasting strength and durability. Available with both fixed or receding doors.

9300P Series

Features a looped full pull for convenient opening and upscale appearance. Smooth, seamless welded corners provide lasting strength and durability. Available with both fixed or receding doors.

Features and Benefits

- Standard locks with removable cores for keying alike.
- Standard lock bars on both sides of cabinet provide increased security.
- Positive interlocking system prevents tipping by allowing only one drawer to open at a time.
- Full extension ball bearing suspensions.
- "B" openings are large enough to accommodate standard 3-ring binders.
- Side-to-side hanging file bars included for filing letter or legal size documents.
- Standard leveling glides ensure drawers are easy to open.
- Earth friendly electrostatically applied coating protects the environment and provides a durable finish.
- Available in a range of colors, including special paint finishes - see notes for details.



Core removable cam locks are standard.



Leveling glides keep the file case true ensuring easy open drawers.



Full depth shelves for legal documents.

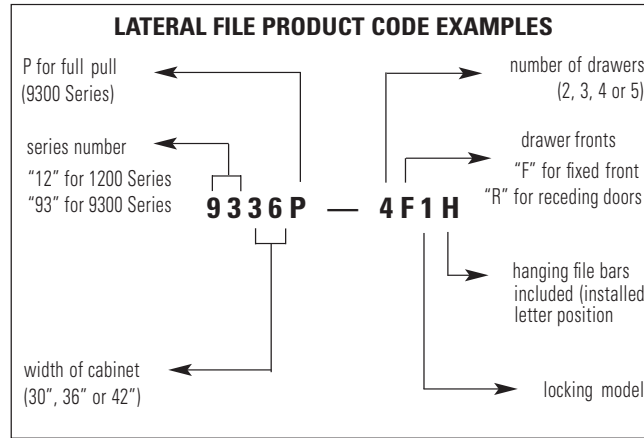
DESIGN AND CONSTRUCTION FEATURES OF 9300, 9300P FILES

- **THE LETTER "P" IN THE MODEL NUMBER DESIGNATES FULL PULL MODELS.** All other models have recessed center pulls.
- An earth friendly electrostatically applied coating protects the environment and provides a durable finish.
- Internal steel corner gussets increase strength and rigidity.
- Case construction combines spot and mig welding for greater durability. Top cap stiffener included for added strength.
- Indents on cabinet sides show ganging locations.
- Standard locks have removable cores for keying alike or later modification in your office. *Core removal keys are available; please contact your Global Customer Service representative.*
- **STANDARD LOCK BARS ARE ON BOTH SIDES OF CABINET, PROVIDING INCREASED SECURITY.**
- Positive interlocking system is integrated into each suspension allowing only one drawer to be opened at a time.
- Full extension ball bearing suspensions with built-in feature prevent drawer bounce back and creepage.
- "B" OPENINGS: refer to binder height openings.
- "B" OPENINGS (with receding doors) will accommodate letter, legal and A4 hanging folders, plus STANDARD THREE RING BINDERS.
- "B" OPENINGS (with fixed drawer fronts) will accommodate letter, legal and A4 hanging folders, plus EDP SUSPENDED DATA BINDERS.
- "L" OPENINGS: refer to letter height openings.
- "L" OPENINGS (with receding doors or fixed drawer fronts) will accommodate letter, legal or A4 hanging file folders.
- Receding doors slide easily into cabinet.
- Pull-out shelves have a rolled front edge. Fixed shelves (custom order only) have a flat front edge for easier material retrieval.
- **Interior drawer parts and all accessories** are EFC (environmentally friendly color - a variable charcoal-like color as a result of the use of recycled finishing materials).
- Side-to-side hanging file bars are included in standard configurations and are fully assembled. These can be positioned for letter or legal materials.
- Four adjustable leveling glides are easily accessible from inside the cabinet to assist in quick and proper installation.
- For environmental certification, please visit globalfurnituregroup.com.
- Lifetime Warranty.
- Counterweights are available. Please contact your Global Sales Representative for further information.

LATERAL FILE SERIES	1200	9300	9300P
CONSTRUCTION			
Top stiffener bar	•	•	•
Corner gussets for increased strength	•	•	•
Ganging drill points	—	—	—
Central locking system with core removable cam locks included	•	•	•
Electronic lock option	•	—	—
Leveling glides (accessible from inside cabinet)	•	•	•
Counterweights (required in all heights/widths and must be factory installed)	optional	optional	optional
Lock: key #, key alike, key differently	optional	optional	optional
DRAWERS / SHELVES			
Drawer interlocking system	•	•	•
3-stage anti-bounce back suspension	•	•	•
Side-to-side file bars, pre-installed (for letter & legal)	•	•	•
Front-to-back file bars	optional	optional	optional
Fixed front drawers	optional	available	available
Receding doors, roll-out shelves	optional	—	—
Receding doors, fixed shelves	optional	—	—
Fully receding doors	•	—	•
Plate dividers - full height drawers	optional	optional	optional
Plate dividers - half height drawers	optional	—	—
Posting shelf (restrictions apply) Not available on all "B" opening cabinets	optional	—	—
Integrated center pull	—	•	—
Integrated full pull	•	—	•
Slotted, pull-out shelves with rolled edge	•	•	•
Slimline satin aluminum handles	—	—	—
Integrated label holder	•	•	•
Gauge cold-rolled steel	18-22	18-22	18-22
DRAWER HEIGHTS			
Standard drawer heights (exterior) B = Big drawer L = Little drawer	12"	B - 13 5/16" L - 11 3/16"	B - 13 5/16" L - 11 3/16"
Half-height drawers	optional	—	—
Ring binder storage	B option restrictions apply	•	•
SIZES / DIMENSIONS			
Depth	18"	18"	18"
Widths	30", 36", 42"	30", 36", 42"	30", 36", 42"
Height - 1 1/2 drawer	21 3/4"	—	—
Height - 2 drawer	varies	27 1/8"	27 1/8"
Height - 3 drawer	varies	40 1/2"	40 1/2"
Height - 4 drawer	varies	54"	54"
Height - 5 drawer	varies	65 1/4"	65 1/4"

LEGEND

- item is standard in selected series
- not available in selected series



IMPORTANT ORDERING INFORMATION

- Hanging file bars (accessory model - HBF) are included with standard products. When ordering custom drawer configurations hanging file bars (HBF) must be ordered for each drawer.
- Factory installed counterweight is recommended for use in 30", 36" & 42" wide 2, 3, 4 & 5 drawer freestanding lateral files.
- The following page describes the accessories needed to optimize various filing configurations.

SPECIFICATIONS

- Specifications marked with an * are applicable to only those products which have the * symbol beside the product name.

STANDARD PAINT FINISHES

BLK Black	BNE Bone	BGR Business Grey	CHR Charcoal	CLT Claret
DPT Desert Putty	DWT Designer White	FOG Fog	GRY Grey	ICE Ice
IVR Ivory	LGR Light Grey	MET Metro	MOS Moss	NAVY Navy
NEV Nevada	OYS Oyster	SIL Silver	SKY Sky	STN Stone
SGR Storm Grey	TSA Tahiti Sand	TPE Taupe	TUN Tungsten*	WIL Willow

*10% upcharge applies

TEXTURED PAINT FINISHES

BKC Black Coffee	BZD Blizzard	DCH Dark Chocolate	MCH Mocha	SDT Stonedust
------------------	--------------	--------------------	-----------	---------------

SPECIAL PAINT FINISHES

- All special colors must use **one** uniform color per series (example: 9300 Series laterals). Quantities of 1 to 10 add 10%; 11 or more **no upcharge**.
- Mica and Metallic finishes, add 10% upcharge.
- Special White finishes, add 10% upcharge.
- Tungsten finish, add 10% upcharge.
- ALL NON-STANDARD FINISHES MUST BE APPROVED BY GLOBAL BEFORE ANY ORDER WILL BE ACCEPTED. LONGER LEAD TIMES WILL APPLY.
- Thumb latches and handles limited to colors listed above. You must choose closest or contrasting color at the time of order.

LOCKS

- Available as standard with random numbers, or with optional key alike or specified key numbers. Specify with key numbers W401 to W559. No upcharge. Where applicable.

COUNTERWEIGHTS

- To meet BIFMA standards for freestanding applications, counterweights are required. Must be factory installed.

9300 and 9300P Series

30" wide	Upcharge	Added weight (lbs)	36" wide	Upcharge	Added weight (lbs)	42" wide	Upcharge	Added weight (lbs)
2H	\$167	38	2H	\$206	47	2H	\$213	47
3H	\$147	36	3H	\$160	36	3H	\$184	44
4H	\$107	23	4H	\$116	28	4H	\$147	36
5H	\$32	6	5H	\$35	6	5H	\$37	6

INTERIOR CLEAR OPENING WIDTH DIMENSIONS & FILING CAPACITIES

30" WIDE CABINETS

Fixed front drawer	26.625"
Receding door and roll-out shelf	26.625"
Receding door and fixed shelf	26.625"
Receding door and fixed shelf (12" openings)	28.312"

36" WIDE CABINETS





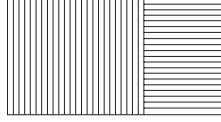









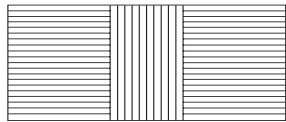
Fixed front drawer	32.625"
Receding door and roll-out shelf	32.625"
Receding door and fixed shelf	32.625"
Receding door and fixed shelf (12" openings)	34.312"

42" WIDE CABINETS

Fixed front drawer	38.625"
Receding door and roll-out shelf	38.625"
Receding door and fixed shelf	38.625"
Receding door and fixed shelf (12" openings)	40.312"

Lateral files afford flexibility in filing configuration. Choose the best option based on materials to be filed and convenience for the user.

Additional hanging folder supports or conversion kits may be necessary to achieve your desired drawer configuration.

	12" Letter "B" & "L" Openings, Fixed Front Drawers & Roll-out Shelves	12" Legal "B" & "L" Openings, Fixed Front Drawers & Roll-out Shelves	EDP "B" Opening, Fixed Front Drawers
<p>30" Wide Units side-to-side</p> <p>HFB30 side-to-side file bars are included in standard product.</p>	 <p>Capacity - 26 5/8"</p>	 <p>Capacity - 26 5/8"</p>	 <p>Capacity - 26 9/16" Need ONE pair EDPs</p>
<p>30" Wide Units front-to-back</p> <p>Not Standard See chart to order the correct number of FBBs per drawer.</p>	 <p>Capacity - 31 1/2"</p> <p>Need ONE pair of FBB & HFB30 <i>Not recommended for "L" Openings with receding doors and roll-out shelves</i></p>	 <p>Capacity - 26 5/8"</p> <p>Need ONE pair of FBB & HFB30 <i>Not recommended for "L" Openings with receding doors and roll-out shelves</i></p>	NOT AVAILABLE
	Letter	Legal	EDP
<p>36" Wide Units side-to-side</p> <p>HFB36 side-to-side file bars are included in standard product.</p>	 <p>Capacity - 32 5/8"</p>	 <p>Capacity - 32 5/8"</p>	 <p>Capacity - 32 5/8" Need ONE pair EDPs</p>
<p>36" Wide Units front-to-back</p> <p>Not Standard See chart to order the correct number of FBBs per drawer.</p>	 <p>Capacity - 31 1/2"</p> <p>Need ONE pair of FBB & HFB36 <i>Not recommended for "L" Openings with receding doors and roll-out shelves</i></p>	 <p>Capacity - 31 1/2 po</p> <p>Need ONE pair of FBB & HFB36 <i>Not recommended for "L" Openings with receding doors and roll-out shelves</i></p>	NOT AVAILABLE
	Letter	Legal	EDP
<p>42" Wide Units side-to-side</p> <p>HFB42 side-to-side file bars are included in standard product.</p>	 <p>Capacity - 38 5/8"</p>	 <p>Capacity - 38 5/8"</p>	 <p>Capacity - 38 5/8" Need ONE pair EDPs</p>
<p>42" Wide Units front-to-back</p> <p>Not Standard See chart to order the correct number of FBBs per drawer.</p>	 <p>Capacity - 47 1/4"</p> <p>Need TWO pairs of FBB & HFB42 <i>Not recommended for "L" Openings with receding doors and roll-out shelves</i></p>	 <p>Capacity - 40 1/16"</p> <p>Need TWO pairs of FBB & HFB42 <i>Not recommended for "L" Openings with receding doors and roll-out shelves</i></p>	NOT AVAILABLE

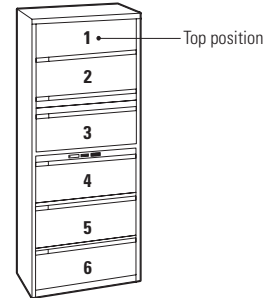
L 1200 LATERAL FILES - HOW TO SPECIFY

HOW TO SPECIFY

1. Select a **model number** which determines: width, full pull and number of openings (height). *Example: 1230P2 = 1200 Series, 30" wide, full pull, 2-high unit*
2. Select **drawer options**. **Always begin with the top drawer and move down to next position.**

Default as shown on product pages

	Available options by position					
	Top position	2 nd position	3 rd position	4 th position	5 th position	6 th position
1 1/2 high SF	S, H	F, S, R, H	-	-	-	-
2 high FF	F, S, R, B, H	F, S, R, H	-	-	-	-
3 high FFF	F, S, R, B, H	F, S, R, H	F, S, R, H	-	-	-
4 high FFFF	F, S, R, B, H	F, S, R, H	F, S, R, H	F, S, R, H	-	-
5 high SFFFF	S, R, B	F, S, R, H	F, S, R, H	F, S, R, H	F, S, R, H	-
6 high* SSFFFF	S, B	S, R, B	F, S, R, H	F, S, R, H	F, S, R, H	F, S, R, H



* top drawer always fixed shelf receding front, (12" or "B" opening)

3. Select optional **posting shelf (P)**. Optional on 4, 5 and 6 high files only.
4. Select optional **counterweight (C)**. Leave blank for no counterweight. *To meet BIFMA standards for freestanding lateral files, counterweight must be factory installed.*
5. Select optional **key alike** (select key number) or **eLock (E)**. Leave blank for standard random lock. Lock range available.
6. Select **finish**.

EXAMPLE 1200 SERIES ORDER CODE: 1236P6 - (S) (S) (F) (F) (F) (H) (P) (C) (E) (CHR)

1236P6 -	S	S	F	F	F	H	P	C	E	CHR
1200 Series 36" wide Full pull 6 high	Top position: Fixed shelf	2 nd position: Fixed shelf	3 rd position: Fixed front drawer	4 th position: Fixed front drawer	5 th position: Fixed front drawer	6 th position: 2 half-height drawers	Posting shelf	Counterweight	Electronic lock	Charcoal

ADDITIONAL NOTES

- All drawers and full shelves on the 1200 Series are slotted to accept full height dividers.
- Optional posting shelf for 4, 5 and 6 high units is positioned between 3rd from bottom and 4th from bottom opening.
- Standard three ring binders may only be stored in optional binder height with fixed or pull-out shelves.

For binder height with receding front door and fixed shelf, please specify **(B)**.**

** Available on **position 1 (top)** on 2, 3, 4 or 5 high units; available on **positions 1 and 2** on 6 high units.

When **(B)** option is specified, the height of the unit is as follows:

2 high with "B" opening on top position = 29.125"

3 high with "B" opening on top position = 41.875"

4 high with "B" opening on top position = 55.375"

5 high with "B" opening on top position = 67.25"

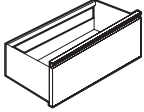
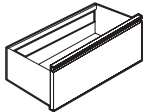
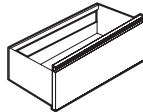
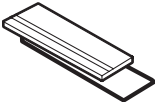
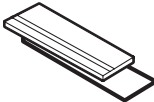
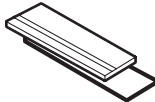
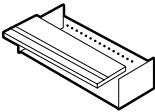
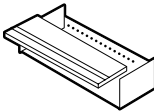
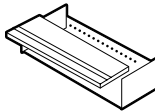
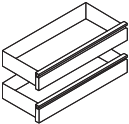
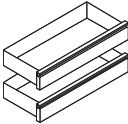
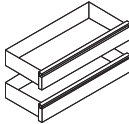
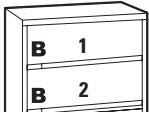
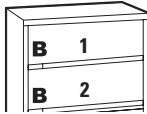
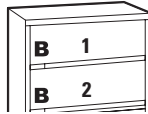
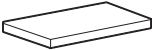
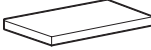
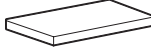
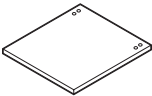
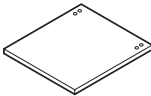
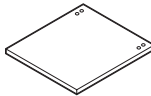






6 high with "B" opening on top position = 79.25"

6 high with "B" opening on top and 2nd positions = 80.625"

- When the eLock **(E)** option is specified for 2 high cabinets, the overall height of the units is increased by 0.75" (from 27.75" to 28.5"H) to accommodate the locking mechanism.
- For End Tab filing only, specify S option (S = fixed shelf with receding door) for each opening to accommodate standard end tab files. Inside shelf clearance 10.625" H.

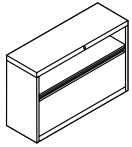
30" WIDE	36" WIDE	42" WIDE
1230P1X (1 1/2H) \$1145	1236P1X (1 1/2H) \$1168	1242P1X (1 1/2H) \$1219
1230P2 (2H) \$1285	1236P2 (2H) \$1320	1242P2 (2H) \$1357
1230P3 (3H) \$1722	1236P3 (3H) \$1771	1242P3 (3H) \$1825
1230P4 (4H) \$2156	1236P4 (4H) \$2223	1242P4 (4H) \$2289
1230P5 (5H) \$2585	1236P5 (5H) \$2665	1242P5 (5H) \$2746
1230P6 (6H) \$3197	1236P6 (6H) \$3295	1242P6 (6H) \$3390
<i>Prices shown include case and fixed fronts</i>	<i>Prices shown include case and fixed fronts</i>	<i>Prices shown include case and fixed fronts</i>

LIST UPCHARGES

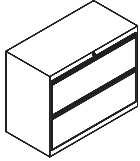
30" COMPONENTS:	36" COMPONENTS:	42" COMPONENTS:
 F - Fixed Front Roll-Out Drawer \$0	 F - Fixed Front Roll-Out Drawer \$0	 F - Fixed Front Roll-Out Drawer \$0
 S - Fixed Shelf w/Retracting Door \$0	 S - Fixed Shelf w/Retracting Door \$0	 S - Fixed Shelf w/Retracting Door \$0
 R - Roll-Out Shelf w/Retracting Door \$34	 R - Roll-Out Shelf w/Retracting Door \$41	 R - Roll-Out Shelf w/Retracting Door \$52
 H - Half-Height Drawers \$342	 H - Half-Height Drawers \$361	 H - Half-Height Drawers \$376
 B - Binder** Retracting Door with Fixed Shelf \$100	 B - Binder** Retracting Door with Fixed Shelf \$119	 B - Binder** Retracting Door with Fixed Shelf \$133
 P - Posting Shelf \$293	 P - Posting Shelf \$310	 P - Posting Shelf \$327
 C - Counterweight Added weight (lbs.) (1 1/2H) 64 \$419 (2H) 42 \$282 (3H) 32.8 \$240 (4H) 32.8 \$208 (5H) 20.2 \$146 (6H) 20.2 \$146	 C - Counterweight Added weight (lbs.) (1 1/2H) 55.75 \$443 (2H) 48 \$327 (3H) 42 \$254 (4H) 30.6 \$240 (5H) 18.8 \$146 (6H) 18.8 \$146	 C - Counterweight Added weight (lbs.) (1 1/2H) 72 \$485 (2H) 61.2 \$395 (3H) 42 \$277 (4H) 42 \$277 (5H) 24 \$146 (6H) 24 \$146
 E - eLock \$479 	 E - eLock \$479 	 E - eLock \$479 

L 1200 LATERAL FILES

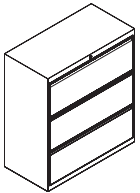
1200 - LATERAL FILES




1 1/2 High Lateral File



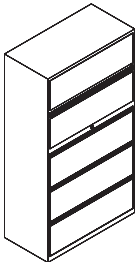
2 High Lateral File



3 High Lateral File



4 High Lateral File



5 High Lateral File

MODEL #	DIMENSIONS W x D x H	WT/LB.	CUBIC FT.	LIST PRICE
1230P1X	30 x 18 x 21.75	78.5	8.26	\$1145
1236P1X	36 x 18 x 21.75	86.1	9.84	\$1168
1242P1X	42 x 18 x 21.75	90.6	11.41	\$1219

Image and list price shown represents "SF" configuration, 12xxP1X-(SF). One 6"H open shelf (no receding door) and one 12"H fixed front lateral file drawer. Locking. Optional half-height drawers available, see page 11. Shipped assembled in 1 carton.

1230P2	30 x 18 x 28.5	88.4	10.39	\$1285
1236P2	36 x 18 x 28.5	101.3	12.37	\$1320
1242P2	42 x 18 x 28.5	113.2	14.35	\$1357

Image and list price shown represents "FF" configuration, 12xxP2-(FF). Two 12"H fixed front lateral file drawers. Locking. Side-to-side hanging file bars included. Other options available, see page 11. Shipped assembled in 1 carton.

1230P3	30 x 18 x 40.5	124.6	14.92	\$1722
1236P3	36 x 18 x 40.5	138.9	17.77	\$1771
1242P3	42 x 18 x 40.5	144.9	20.61	\$1825

Image and list price shown represents "FFF" configuration, 12xxP3-(FFF). Three 12"H fixed front lateral file drawers. Locking. Side-to-side hanging file bars included. Other options available, see page 11. Shipped assembled in 1 carton.

1230P4	30 x 18 x 54	158.8	19.63	\$2156
1236P4	36 x 18 x 54	176.5	23.38	\$2223
1242P4	42 x 18 x 54	187.2	27.12	\$2289

Image and list price shown represents "FFFF" configuration, 12xxP4-(FFFF). Four 12"H fixed front lateral file drawers. Locking. Side-to-side hanging file bars included. Other options available, see page 11. Shipped assembled in 1 carton.

1230P5	30 x 18 x 65.88	195.1	23.94	\$2585
1236P5	36 x 18 x 65.88	216.2	28.51	\$2665
1242P5	42 x 18 x 65.88	223.5	33.07	\$2746

Image and list price shown represents "SFFFF" configuration, 12xxP5-(SFFFF). One 12"H fixed shelf with receding door at the top and four fixed front lateral file drawers. Locking. Side-to-side hanging file bars included. Other options available, see page 11. Shipped assembled in 1 carton.

Required specifications

Option for each opening
Paint finish

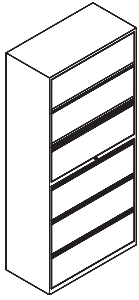
Optional specifications

Posting shelf (4, 5 and 6 high units)
Counterweight (recommended for freestanding applications; must be factory installed)
Key alike or eLock

Accessories

Front-to-back file bars
Plate dividers

1200 - LATERAL FILES MODEL # DIMENSIONS WT/LB. CUBIC FT. LIST PRICE

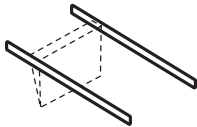


6 High Lateral File*

	W x D x H			
1230P6	30 x 18 x 77.88	226.7	28.21	\$3197
1236P6	36 x 18 x 77.88	251.2	33.58	\$3295
1242P6	42 x 18 x 77.88	258.9	38.96	\$3390

Image and list price shown represents "SSFFFF" configuration, 12xP6-(SSFFFF). Two 12"H fixed shelves with receding doors at the top and four fixed front lateral file drawers. Locking. Side-to-side hanging file bars included. Other options available, see page 11. Shipped assembled in 1 carton.

1200 - LATERAL FILE ACCESSORIES

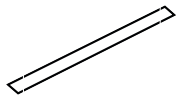


Side-to-Side Hanging File Bars

12FB30	27.21 x 0.37 x 1.31	1.7	0.1	\$53
12FB36	33.21 x 0.37 x 1.31	2	0.12	\$53
12FB42	39.21 x 0.37 x 1.31	2.2	0.23	\$53

One pair of side-to-side hanging file bars. For use with 1200 Series only.

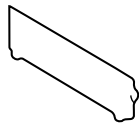
- Use 12FB30 for 30"W lateral files.
- Use 12FB36 for 36"W lateral files.
- Use 12FB42 for 42"W lateral files.



Legal-to-Letter Adapter Bar

LAB30	30"W	2	0.16	\$28
LAB36	36"W	2	0.19	\$28
LAB42	42"W	2	0.22	\$28

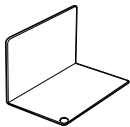
Legal-to-letter size adapter bar. For use with 1200 Series only.



Half Height Plate Dividers

EXHHPD	15.5 x 0.05 x 3.9	2.5	0.08	\$122
--------	-------------------	-----	------	--------------

Three per package. For full depth half height plate divider. For use with 1200, 9300 and 9300P series. **EFC** (environmentally friendly color - a variable charcoal-like color as a result of the use of recycled finishing materials).

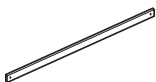


Half Height Drawer Follower Block

HHDFB	5 x 4 x 4	2.2	0.1	\$117
-------	-----------	-----	-----	--------------

Three per package. Half height drawer follower block for half height drawers. For use with 1200 Series only.

EFC (environmentally friendly color - a variable charcoal-like color as a result of the use of recycled finishing materials).



End Tab Files Accessory

ETFB30	-	2	0.17	\$23
ETFB36	-	2	0.2	\$28
ETFB42	-	2	0.23	\$29

1200 Series accommodates end tab filing with **(S)** option - fixed shelves with receding door openings. One each per drawer.

EFC (environmentally friendly color - a variable charcoal-like color as a result of the use of recycled finishing materials).

Attaches to PD plate dividers. Prevents letter size folders from shifting to the back of the filing shelf.

Required specifications

Option for each opening*
Paint finish*

Optional specifications

Posting shelf* (4, 5 and 6 high units)
Counterweight* (recommended for freestanding applications; must be factory installed)
Key alike or ELock*

Accessories

Front-to-back file bars*
Plate dividers*

L 1200 LATERAL FILES

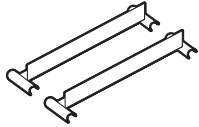
1200 - LATERAL FILE ACCESSORIES



Extra Keys

MODEL #	DIMENSIONS W x D x H	WT/LB.	CUBIC FT.	LIST PRICE
EK91	-	0.01	0.1	\$13

Set of two extra keys for 1200 and 9300 Series lateral files. Specify core #. Key range W401-W550.



Front-to-Back Hanging File Bars

FBB	15.5 x - x -	1	0.1	\$24
-----	--------------	---	-----	-------------

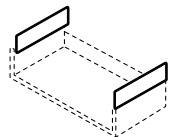
Set includes two bars. For use with 1200 or 9300 series lateral files. **EFC** (environmentally friendly color - a variable charcoal-like color as a result of the use of recycled finishing materials).
 • Not recommended for "L" opening with receding door and roll-out shelves.



Plate Dividers

PD	13.25 x 0.01 x 7	3.15	0.31	\$45
----	------------------	------	------	-------------

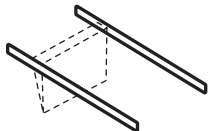
Three per package. For use with 1200 or 9300 series lateral files. **EFC** (environmentally friendly color - a variable charcoal-like color as a result of the use of recycled finishing materials). Suitable for End Tab filing.



Side Adapters

EDPS	-	2.5	0.2	\$45
------	---	-----	-----	-------------

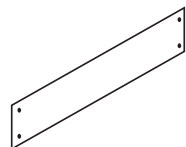
One pair. For use with 1200 or 9300 series lateral file binder height drawers only. **EFC** (environmentally friendly color - a variable charcoal-like color as a result of the use of recycled finishing materials). For two point suspension printout style binders. Must be used with side-to-side hanging file bars. One pair required for each drawer.
 • Not recommended in receding door applications.



Side-to-Side Hanging File Bars

HFB30	27.21 x 0.37 x 1.31	4	0.17	\$44
HFB36	33.21 x 0.37 x 1.31	4	0.2	\$44
HFB42	39.21 x 0.37 x 1.31	4	0.23	\$44

One pair. For use with 1200 or 9300 series lateral files. **EFC** (environmentally friendly color - a variable charcoal-like color as a result of the use of recycled finishing materials). For 30", 36" or 42" widths. Included in standard product.
 • Use HFB30 for 30"W lateral files.
 • Use HFB36 for 36"W lateral files.
 • Use HFB42 for 42"W lateral files.



Lateral Mounting Bracket

LMB30	28 x 0.07 x 4	2.43	0.01	\$86
LMB36	34 x 0.07 x 4	2.95	0.01	\$86
LMB42	40 x 0.07 x 4	3.47	0.01	\$86

Must be used to secure a 1 high storage cabinet unit on top of a 4 or 5 high lateral. Available in Black.

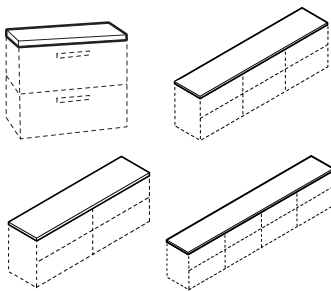
LATERAL FILE TOPS

LATERAL FILE TOP NOTES:

Available finishes:

- ACJ** Absolute Acajou
- ASN** Asian Night
- AWC** Avant Cherry
- AWH** Avant Honey
- BLK** Black
- BZD** Blizzard
- BRC** Brushed Cobalt
- CMB** Clear Maple
- CGY** Custom Grey
- DES** Dark Espresso
- DWT** Designer White
- FAS** Fashionista
- FCL** First Class
- NBL** Noce Biondo
- NGL** Noce Grigio
- NEL** Noce Leggero
- NML** Noce Medio
- QTM** Quartered Mahogany
- SBY** Sheer Beauty
- SDT** Standust
- SGG** Storm Grey
- WHE** Walnut Heights
- WHC** White Chocolate
- WCR** Winter Cherry

LATERAL FILE TOPS



Lateral File Tops

MODEL # DIMENSIONS WT/LB. CUBIC FT. LIST PRICE

		W x D x H				
30" wide	T1830	30 x 18 x 1	15	1	\$168	
36" wide	T1836	36 x 18 x 1	18	1	\$196	
42" wide	T1842	42 x 18 x 1	21	1	\$232	
60" wide	T1860	60 x 18 x 1	30	2	\$318	
72" wide	T1872	72 x 18 x 1	36	2	\$377	
84" wide	T1884	84 x 18 x 1	42	2	\$518	
90" wide	T1890	90 x 18 x 1	45	2	\$559	
108" wide	T18108	108 x 18 x 1	54	3	\$692	
120" wide	T18120	120 x 18 x 1	60	3	\$771	

1" thick laminate tops for placement over metal files. Coordinates with Global casegoods. Finish options are listed above.

Required specifications

Laminate finish (file tops)

F FILE BUDDY

FILE BUDDY	MODEL #	DIMENSIONS	WT/LB.	CUBIC FT	GRADE	LIST	GRADE	LIST
------------	---------	------------	--------	----------	-------	------	-------	------



File Buddy Swivel Stool 5" Lift

		W x D x H						
1105		13.5 x 13.5 x 16.5-21.5	11	2.9	1	\$313	5	\$419
					2	\$337	6	\$454
					3	\$357	7	\$489
					4	\$381	8	\$520

5" pneumatic adjustable height stool from **16.5" to 21.5"**. 5-prong, injection molded, fiberglass reinforced nylon Black base with **C65** dual wheel carpet casters. 13.5" diameter seat. Shipped RTA (ready to assemble). COM: 0.75 yd, *0.69 m*.



File Buddy Swivel Stool 10" Lift

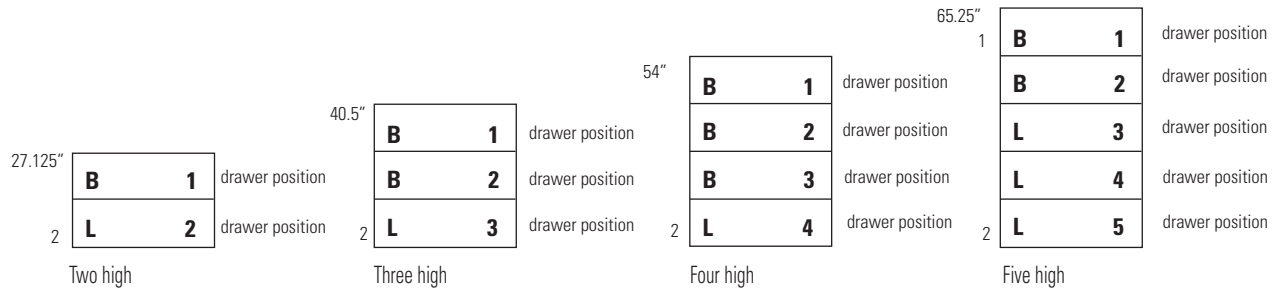
1110		13.5 x 13.5 x 22.5-32.5	14	2.9	1	\$379	5	\$485
					2	\$403	6	\$520
					3	\$423	7	\$555
					4	\$447	8	\$586

10" pneumatic adjustable height stool from **21" to 29"**. 5-prong, injection molded, fiberglass reinforced nylon Black base with **C65** dual wheel carpet casters. 13.5" diameter seat. Shipped RTA (ready to assemble). COM: 0.75 yd, *0.69 m*.

Required specifications

Textile

Available in fixed drawer or receding door with roll-out shelf. THE POSITION OF "B" & "L" OPENINGS CANNOT BE MODIFIED FROM THE PICTURE AS SHOWN



¹ Five drawer model - top door is standard as receding door
² Bottom is standard as a fixed front drawer

9300 SERIES FILE OPENINGS

"B" Opening (Fixed Front) Binder Height

13.312" high drawer to accommodate letter and legal documents, and EDP "2" point suspended binders.

"B" Opening (Receding Door) Binder Height

13.312" high door with either fixed or roll-out shelf to accommodate letter and legal documents, standard three-ring binders and EDP "2" point suspended binders.

"L" Opening (Fixed Front or Receding Door) Letter Height

11.187" high fixed front drawer or receding door with either fixed or roll-out shelf to accommodate letter and legal documents.

INTERIOR CLEAR OPENING HEIGHT & DEPTH DIMENSIONS

"B" Opening Binder Height

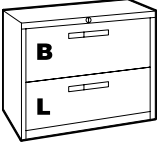

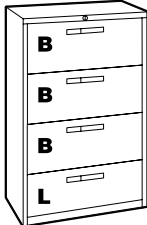
Fixed front drawer 13"
 Receding door and roll-out shelf 12.125"
 Fixed shelf and no receding door 12.75"

"L" Opening Letter Height

Fixed front drawer 10.875"
 Receding door and roll-out shelf 10"
 Fixed shelf and no receding door 10.625"

"B" & "L" Openings Binder & Letter Height

Drawer - depth 15.75"
 Roll-out shelf - depth 15.75"
 Fixed shelf - depth 16"

9300 - FIXED FRONT DRAWERS		MODEL#	DIMENSIONS	WT/LB.	CUBIC FT	LIST PRICE
W x D x H						
		9330-2F1H	30 x 18 x 27.12	90	12	\$993
		9336-2F1H	36 x 18 x 27.12	101	14	\$1047
		9342-2F1H	42 x 18 x 27.12	112	16	\$1098
Two fixed front drawers. Side-to-side hanging file bars and lock included. Shipped assembled in 1 carton.						
		9330-3F1H	30 x 18 x 40.5	126	17	\$1242
		9336-3F1H	36 x 18 x 40.5	140	19	\$1307
		9342-3F1H	42 x 18 x 40.5	154	22	\$1370
Three fixed front drawers. Side-to-side hanging file bars and lock included. Shipped assembled in 1 carton.						
		9330-4F1H	30 x 18 x 54	162	21	\$1660
		9336-4F1H	36 x 18 x 54	180	25	\$1741
		9342-4F1H	42 x 18 x 54	198	29	\$1822
Four fixed front drawers. Side-to-side hanging file bars and lock included. Shipped assembled in 1 carton.						

Required specifications

Paint finish

Optional specifications

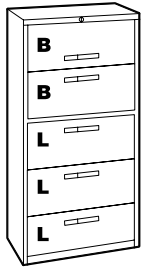
Counterweight (recommended for freestanding applications; must be factory installed)
 Key alike/key #

Accessories

Front-to-back file bars
 Plate dividers

L 9300 LATERAL FILES

9300 - FIXED FRONT DRAWERS

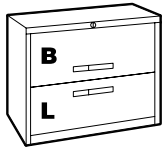


5 Drawer Lateral File

MODEL #	DIMENSIONS W x D x H	WT/LB.	CUBIC FT.	LIST PRICE
9330-5F1H	30 x 18 x 65.25	215	26	\$2056
9336-5F1H	36 x 18 x 65.25	245	30	\$2152
9342-5F1H	42 x 18 x 65.25	275	35	\$2245

Four fixed front drawers plus top drawer with receding door and roll-out shelf. Side-to-side hanging file bars and lock included. Shipped assembled in 1 carton.


9300 - RECEDING DOORS



2 Drawer Lateral File

9330-2R1H	30 x 18 x 27.12	92	12	\$1067
9336-2R1H	36 x 18 x 27.12	102	14	\$1120
9342-2R1H	42 x 18 x 27.12	113	16	\$1220

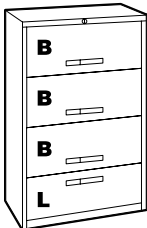
One receding door with roll-out shelf. Bottom drawer fixed front. Side-to-side hanging file bars and lock included. Shipped assembled in 1 carton.



3 Drawer Lateral File

9330-3R1H	30 x 18 x 40.5	131	17	\$1387
9336-3R1H	36 x 18 x 40.5	142	14	\$1442
9342-3R1H	42 x 18 x 40.5	157	22	\$1519

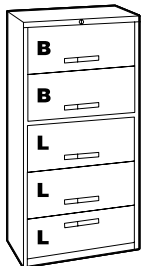
Two receding doors with roll-out shelves. Bottom drawer fixed front. Side-to-side hanging file bars and lock included. Shipped assembled in 1 carton.



4 Drawer Lateral File

9330-4R1H	30 x 18 x 54	170	21	\$1880
9336-4R1H	36 x 18 x 54	184	25	\$1970
9342-4R1H	42 x 18 x 54	202	31	\$2041

Three receding doors with roll-out shelves. Bottom drawer fixed front. Side-to-side hanging file bars and lock included. Shipped assembled in 1 carton.



5 Drawer Lateral File

9330-5R1H	30 x 18 x 65.25	202	26	\$2274
9336-5R1H	36 x 18 x 65.25	224	30	\$2375
9342-5R1H	42 x 18 x 65.25	246	35	\$2514

Four receding doors with roll-out shelves. Bottom drawer fixed front. Side-to-side hanging file bars and lock included. Shipped assembled in 1 carton.

Required specifications

Paint finish

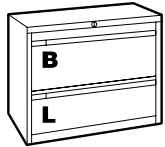
Optional specifications

Counterweight (recommended for freestanding applications; must be factory installed)
Key alike/key #

Accessories

Front-to-back file bars
Plate dividers


9300P - FIXED FRONT DRAWERS MODEL # DIMENSIONS WT/LB. CUBIC FT. LIST PRICE



2 Drawer Lateral File

MODEL #	DIMENSIONS	WT/LB.	CUBIC FT.	LIST PRICE
	W x D x H			
9330P2F1H	30 x 18 x 27.12	89	12	\$993
9336P2F1H	36 x 18 x 27.12	101	14	\$1047
9342P2F1H	42 x 18 x 27.12	112	16	\$1098

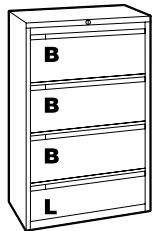
Two fixed front drawers. Side-to-side hanging file bars and lock included. Shipped assembled in 1 carton.



3 Drawer Lateral File

9330P3F1H	30 x 18 x 40.5	126	17	\$1242
9336P3F1H	36 x 18 x 40.5	140	19	\$1307
9342P3F1H	42 x 18 x 40.5	149	24	\$1370

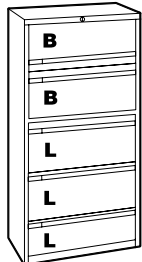
Three fixed front drawers. Side-to-side hanging file bars and lock included. Shipped assembled in 1 carton.



4 Drawer Lateral File

9330P4F1H	30 x 18 x 54	162	21	\$1660
9336P4F1H	36 x 18 x 54	180	25	\$1741
9342P4F1H	42 x 18 x 54	198	29	\$1822

Four fixed front drawers. Side-to-side hanging file bars and lock included. Shipped assembled in 1 carton.



5 Drawer Lateral File

9330P5F1H	30 x 18 x 65.25	215	26	\$2056
9336P5F1H	36 x 18 x 65.25	245	30	\$2152
9342P5F1H	42 x 18 x 65.25	275	35	\$2245

Four fixed front drawers plus top drawer with receding door and roll-out shelf. Side-to-side hanging file bars and lock included. Shipped assembled in 1 carton.

Required specifications

Paint finish

Optional specifications

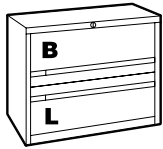
Counterweight (recommended for freestanding applications; must be factory installed)
Key alike/key #

Accessories


Front-to-back file bars
Plate dividers

L 9300P LATERAL FILES

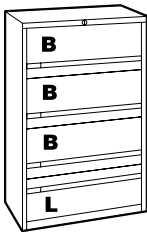
9300P - RECEDING DOORS



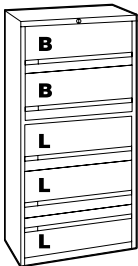
2 Drawer Lateral File



3 Drawer Lateral File



4 Drawer Lateral File



5 Drawer Lateral File

MODEL #	DIMENSIONS	WT/LB.	CUBIC FT.	LIST PRICE
---------	------------	--------	-----------	------------

W x D x H

9330P2R1H	30 x 18 x 27.12	92	12	\$1067
9336P2R1H	36 x 18 x 27.12	102	14	\$1120
9342P2R1H	42 x 18 x 27.12	113	16	\$1220

One receding door with roll-out shelf. Bottom drawer fixed front. Side-to-side hanging file bars and lock included. Shipped assembled in 1 carton.

9330P3R1H	30 x 18 x 40.5	131	17	\$1387
9336P3R1H	36 x 18 x 40.5	142	19	\$1442
9342P3R1H	42 x 18 x 40.5	157	22	\$1519

Two receding doors with roll-out shelves. Bottom drawer fixed front. Side-to-side hanging file bars and lock included. Shipped assembled in 1 carton.

9330P4R1H	30 x 18 x 54	170	21	\$1880
9336P4R1H	36 x 18 x 54	184	25	\$1970
9342P4R1H	42 x 18 x 54	204	28	\$2041

Three receding doors with roll-out shelves. Bottom drawer fixed front. Side-to-side hanging file bars and lock included. Shipped assembled in 1 carton.

9330P5R1H	30 x 18 x 65.25	207	26	\$2274
9336P5R1H	36 x 18 x 65.25	224	30	\$2375
9342P5R1H	42 x 18 x 65.25	248	34	\$2514

Four receding doors with roll-out shelves. Bottom drawer fixed front. Side-to-side hanging file bars and lock included. Shipped assembled in 1 carton.

9300 - LATERAL FILE ACCESSORIES



Extra Keys

EK91	-	0.01	0.1	\$13
------	---	------	-----	-------------

Set of two extra keys for 1200 and 9300 Series lateral files. Specify core #. Key range W401-W550.

Required specifications

Paint finish

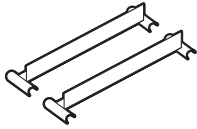
Optional specifications

Counterweight (recommended for freestanding applications; must be factory installed)
Key alike/key #

Accessories

Front-to-back file bars
Plate dividers

9300 - LATERAL FILE ACCESSORIES MODEL # DIMENSIONS WT/LB. CUBIC FT. LIST PRICE



Front-to-Back Hanging File Bars

	W x D x H			
FBB	15.5 x - x -	1	0.1	\$24

Set includes two bars. For use with 1200 or 9300 series lateral files. Standard in **EFC** (environmentally friendly color - a variable charcoal-like color as a result of the use of recycled finishing materials). Black (**BLK**) is optional.

- Not recommended for "L" opening with receding door and roll-out shelves.

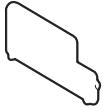
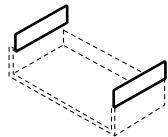


Plate Dividers

PD	13.25 x 0.01 x 7	3.15	0.31	\$45
----	------------------	------	------	------

Three per package. For use with 1200 or 9300 series lateral files. **EFC** (environmentally friendly color - a variable charcoal-like color as a result of the use of recycled finishing materials). Suitable for End Tab filing.

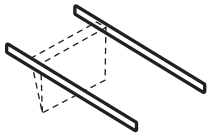


Side Adapters

EDPS	-	2.5	0.2	\$45
------	---	-----	-----	------

One pair. For use with 1200 or 9300 series lateral file binder height drawers only. **EFC** (environmentally friendly color - a variable charcoal-like color as a result of the use of recycled finishing materials). For two point suspension printout style binders. Must be used with side-to-side hanging file bars. One pair required for each drawer.

- Not recommended in receding door applications.



Side-to-Side Hanging File Bars

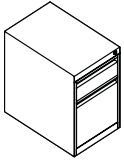
HFB30	27.21 x 0.37 x 1.31	4	0.17	\$44
HFB36	33.21 x 0.37 x 1.31	4	0.2	\$44
HFB42	39.21 x 0.37 x 1.31	4	0.23	\$44

One pair. For use with 1200 or 9300 series lateral files. **EFC** (environmentally friendly color - a variable charcoal-like color as a result of the use of recycled finishing materials). For 30", 36" or 42" widths. Included in standard product.

- Use HFB30 for 30"W lateral files.
- Use HFB36 for 36"W lateral files.
- Use HFB42 for 42"W lateral files.

P 1200 PEDESTALS

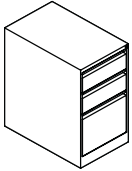
1200 - FREESTANDING PEDESTALS



Box/File Pedestal

MODEL #	DIMENSIONS W x D x H	WT/LB.	CUBIC FT.	LIST PRICE
12P18BF	15 x 18 x 21.75	57.4	4.33	\$560
12P19BF	15 x 19 x 21.75	58.7	4.55	\$560
12P23BF	15 x 23 x 21.75	63.07	5.44	\$568
12P24BF	15 x 24 x 21.75	65.9	5.66	\$568
12P29BF	15 x 29 x 21.75	71.9	6.77	\$689
12P30BF	15 x 30 x 21.75	74.1	6.99	\$689

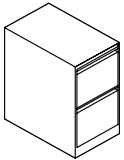
One box and one file drawer pedestal. Pencil tray included in top box drawer. **Freestanding. Nominal dimensions.**



Box/Box/File Pedestal

12P18BBF	15 x 18 x 27.75	64.9	5.42	\$576
12P19BBF	15 x 19 x 27.75	66.6	5.7	\$576
12P23BBF	15 x 23 x 27.75	74	6.82	\$585
12P24BBF	15 x 24 x 27.75	76	7.1	\$585
12P29BBF	15 x 29 x 27.75	78.8	8.48	\$703
12P30BBF	15 x 30 x 27.75	91.2	8.76	\$703

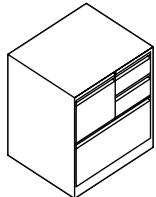
Two box and one file drawer pedestal. Pencil tray included in top box drawer. **Freestanding/worksurface supporting.** Lock mounted on the right hand side. **Nominal dimensions.**



File/File Pedestal

12P18FF	15 x 18 x 27.75	62.1	5.42	\$576
12P19FF	15 x 19 x 27.75	63.8	5.7	\$576
12P23FF	15 x 23 x 27.75	70	6.82	\$585
12P24FF	15 x 24 x 27.75	72	7.1	\$585
12P29FF	15 x 29 x 27.75	84	8.49	\$703
12P30FF	15 x 30 x 27.75	77.3	8.76	\$703

Two file drawer pedestal. **Freestanding/worksurface supporting.** Lock mounted on the right hand side. **Nominal dimensions.**



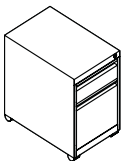
Left shown

Linear Combo Pedestal

1230PDPL	30 x 18 x 27.75	159	10.4	\$1638
1230PDPR	30 x 18 x 27.75	159	10.4	\$1638

Box/Box/File and Lateral File drawer. Pencil tray included in top box drawer. **Nominal dimensions.**

1200 - MOBILE PEDESTALS



Mobile Box/File Pedestal

12P18BFM	15 x 18 x 22.12	74	4.4	\$785
12P19BFM	15 x 19 x 22.12	72.7	4.62	\$785
12P23BFM	15 x 23 x 22.12	77.7	5.53	\$793
12P24BFM	15 x 24 x 22.12	79.9	5.75	\$793
12P29BFM	15 x 29 x 22.12	85.9	6.88	\$912
12P30BFM	15 x 30 x 22.12	88.1	7.11	\$912

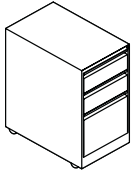
One box and one file drawer pedestal. Pencil tray included in top box drawer. **On casters.** Lock mounted on the right hand side. Includes factory installed counterweight balance. Can fit under Worksurface. **Nominal dimensions.**

- **Cannot be used as guest seating.**

Required specifications
Paint finish

Optional specifications
Key alike/key #

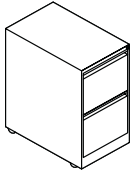
1200 - MOBILE PEDESTALS MODEL # DIMENSIONS WT/LB. CUBIC FT. LIST PRICE



Mobile Box/Box/File Pedestal

	W x D x H			
12P18BBFM	15 x 18 x 28.5	81.1	5.59	\$801
12P19BBFM	15 x 19 x 28.5	82.8	5.87	\$801
12P23BBFM	15 x 23 x 28.5	89.1	7.02	\$809
12P24BBFM	15 x 24 x 28.5	91.4	7.3	\$809
12P29BBFM	15 x 29 x 28.5	99.4	8.74	\$930
12P30BBFM	15 x 30 x 28.5	101.8	9.02	\$930


Two box and one file drawer pedestal. Pencil tray included in top box drawer. **On casters.** Lock mounted on the right hand side. Includes factory installed counterweight balance. **Nominal dimensions.**
 • **Cannot be used as guest seating.**



Mobile File/File Pedestal

12P18FFM	15 x 18 x 28.5	78.3	5.59	\$801
12P19FFM	15 x 19 x 28.5	80	5.87	\$801
12P23FFM	15 x 23 x 28.5	86	7.02	\$809
12P24FFM	15 x 24 x 28.5	88.4	7.3	\$809
12P29FFM	15 x 29 x 28.5	95.5	8.74	\$930
12P30FFM	15 x 30 x 28.5	97.9	9.02	\$930

Two file drawer pedestal. **On casters.** Lock mounted on the right hand side. Includes factory installed counterweight balance. **Nominal dimensions.**
 • **Cannot be used as guest seating.**



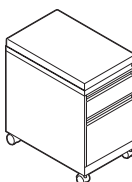
Mobile Box/File Pedestal without Cushion

12P19BFMLC	15 x 19 x 24.5	73.5	5.09	\$869
12P23BFMLC	15 x 23 x 24.5	78.5	6.08	\$878
12P29BFMLC	15 x 29 x 24.5	86.7	7.57	\$996

With locking casters

12P19BFMLKC	15 x 19 x 24.5	73.7	5.09	\$906
12P23BFMLKC	15 x 23 x 24.5	78.7	6.08	\$912
12P29BFMLKC	15 x 29 x 24.5	92	7.6	\$1033

One box and one file drawer pedestal with **60mm casters.** Pencil tray included in top box drawer. Lock mounted on the right hand side. Includes factory installed counterweight. **Nominal dimensions.**



Mobile Box/File Pedestal with Cushion*

12P19CSBFMLC	15 x 19 x 26	74.5	5.29	\$1079
12P23CSBFMLC	15 x 23 x 26	79.5	6.32	\$1097
12P29CSBFMLC	15 x 29 x 26	87.7	7.86	\$1224

With locking casters

12P19CSBFMLKC	15 x 19 x 26	74.7	5.29	\$1117
12P23CSBFMLKC	15 x 23 x 26	79.7	6.32	\$1134
12P29CSBFMLKC	15 x 29 x 26	87.9	7.86	\$1261

List price shown includes cushion in a grade 1 textile.

One box and one file drawer pedestal with **60mm casters.** Pencil tray included in top box drawer. Lock mounted on the right hand side. Includes factory installed counterweight. **Nominal dimensions.** 1.5" thick cushion.

Required specifications

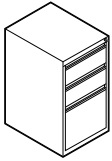
Paint finish
 Textile* (only cushion)

Optional specifications

Key alike/key #

P G SERIES PEDESTALS

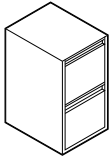
G SERIES - SUPPORTING PEDESTALS



Box & File Pedestal

MODEL #	DIMENSIONS W x D x H	WT/LB.	CUBIC FT.	LIST PRICE
GWPS19BBF	15 x 19 x 27.9	70	5.75	\$667
GWPS24BBF	15 x 24 x 27.9	84	7.15	\$681
GWPS30BBF	15 x 30 x 27.9	94	8.84	\$722

Two box and one file drawer pedestal. **Designed to support Worksurface.** Locking. 27.9" high. Shipped assembled in 1 carton.




File/File Pedestal

GWPS19FF	15 x 19 x 27.9	70	5.75	\$667
GWPS24FF	15 x 24 x 27.9	84	7.15	\$681
GWPS30FF	15 x 30 x 27.9	94	8.84	\$722

Two file drawer pedestal. **Designed to support Worksurface.** Locking. 27.9" high. Shipped assembled in 1 carton.


G SERIES - FREESTANDING PEDESTALS



Box & File Pedestal

GWP19BF	15 x 19 x 21.3	50	4.58	\$661
GWP23BF	15 x 23 x 21.3	54	5.47	\$681
GWP29BF	15 x 29 x 21.3	60	6.8	\$697

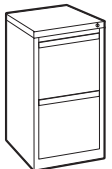
One box and one file drawer pedestal. Freestanding. Locking. 21.3" high. Shipped assembled in 1 carton.



Box, Box & File Pedestal

GWP19BBF	15 x 19 x 27.3	63	5.65	\$667
GWP23BBF	15 x 23 x 27.3	75	6.75	\$681
GWP29BBF	15 x 29 x 27.3	80	8.41	\$722

Two box and one file drawer pedestal. Freestanding. Locking. 27.3" high. Shipped assembled in 1 carton.

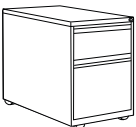


File/File Pedestal

GWP19FF	15 x 19 x 27.3	69	5.65	\$667
GWP23FF	15 x 23 x 27.3	75	6.75	\$681
GWP29FF	15 x 29 x 27.3	80	8.41	\$722

Two file drawer pedestal. Freestanding. Locking. 27.3" high. Shipped assembled in 1 carton.

G SERIES - MOBILE PEDESTALS



Box & File Mobile Pedestal

GMP19BF	15 x 19 x 21.81	76	4.8	\$692
GMP23BF	15 x 23 x 21.81	87	5.7	\$711
GMP29BF	15 x 29 x 21.81	93	7	\$735

One box and one file drawer pedestal. Includes casters already attached. Locking. 21.81" high. Counterweight included. Shipped assembled in 1 carton.

- **Cannot be used as guest seating.**

Required specifications

Paint finish

Optional specifications

Key alike/key #

G SERIES - MOBILE PEDESTALS



Box, Box & File Pedestal

MODEL #	DIMENSIONS W x D x H	WT/LB.	CUBIC FT.	LIST PRICE
GMP19BBF	15 x 19 x 27.88	95	5.75	\$787
GMP23BBF	15 x 23 x 27.88	101	6.87	\$807
GMP29BBF	15 x 29 x 27.88	98	8.56	\$843

Two box and one file drawer pedestal. Includes non locking casters already attached. All 3 drawers locking. 27.88" high. Counterweight included. Shipped assembled in 1 carton.

- **Cannot be used as guest seating.**



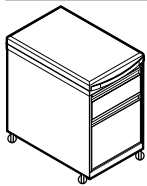
File/File Pedestal

GMP19FF	15 x 19 x 27.88	95	5.75	\$787
GMP23FF	15 x 23 x 27.88	85	6.87	\$807
GMP29FF	15 x 29 x 27.88	106	8.56	\$843

Two file drawer pedestal. Includes non locking casters already attached. Both drawers locking. 27.88" high. Counterweight included. Shipped assembled in 1 carton.

- **Cannot be used as guest seating.**

G-SERIES - STAGECOACH



Stagecoach

GMCP23BFH	15 x 23 x 24	105	6.4	\$1807
-----------	--------------	-----	-----	---------------

Mobile box/file pedestal with cushion. 27.63" high. Applied upper Black handle for steering; integrated full pulls on drawers. Counterweight included. 2" seat cushion upholstered in 550 Black. Locking. Shipped assembled in 1 carton.

Required specifications
Paint finish

Optional specifications
Key alike/key #

P 9300 PEDESTALS

9300 - FREESTANDING PEDESTALS



Box/File Pedestal

MODEL #	DIMENSIONS W x D x H	WT/LB.	CUBIC FT.	LIST PRICE
93FP19BFC	15 x 19 x 21.31	50	5.1	\$559
93FP23BFC	15 x 23 x 21.31	55	6	\$566
93FP29BFC	15 x 29 x 21.31	64	7.5	\$678

One box and one file drawer pedestal. All drawers locking. Pencil tray included in top box drawer. **Freestanding**, counterweight included.



Box/Box/File Pedestal

93FP19BBFC	15 x 19 x 27.88	55	6.5	\$617
93FP23BBFC	15 x 23 x 27.88	68	7.7	\$628
93FP29BBFC	15 x 29 x 27.88	78	9.6	\$741

Two box and one file drawer pedestal. All drawers locking. Pencil tray included in top box drawer. **Freestanding**, counterweight included.



File/File Pedestal

93FP19FFC	15 x 19 x 27.88	53	6.5	\$589
93FP23FFC	15 x 23 x 27.88	60	7.7	\$597
93FP29FFC	15 x 29 x 27.88	70	9.6	\$699

Two file drawer pedestal. All drawers locking. **Freestanding**, counterweight included.

9300 - WORKSURFACE SUPPORTING PEDESTALS



Box/Box/File Pedestal

93WP19BBFC	15 x 19 x 27.88	55	6.5	\$613
93WP23BBFC	15 x 23 x 27.88	68	7.7	\$621
93WP29BBFC	15 x 29 x 27.88	78	9.6	\$711

Two box and one file drawer pedestal. All drawers locking. Pencil tray included in top box drawer. **Worksurface supporting**, includes mounting holes in tops.



File/File Pedestal

93WP19FFC	15 x 19 x 27.88	53	6.5	\$582
93WP23FFC	15 x 23 x 27.88	60	7.7	\$587
93WP29FFC	15 x 29 x 27.88	70	9.6	\$700

Two file drawer pedestal. All drawers locking. **Worksurface supporting**, includes mounting holes in tops.

Required specifications

Paint finish

Optional specifications

Key alike/key #

9300 - MOBILE PEDESTALS MODEL # DIMENSIONS WT/LB. CUBIC FT. LIST PRICE



Box/File Mobile Pedestal

	W x D x H			
93MP19BFC	15 x 19 x 21.88	66	5.2	\$659
93MP23BFC	15 x 23 x 21.88	72	6.2	\$681
93MP29BFC	15 x 29 x 21.88	92	7.6	\$730

One box and one file drawer mobile pedestal. All drawers locking. Pencil tray included in top box drawer. Casters preinstalled, non locking. Counterweight included. **Cannot be used as guest seating.**



Box/Box/File Mobile Pedestal

93MP19BBFC	15 x 19 x 27.94	76	6.5	\$695
93MP23BBFC	15 x 23 x 27.94	85	7.7	\$702
93MP29BBFC	15 x 29 x 27.94	94	9.6	\$757

Two box and one file drawer mobile pedestal. All drawers locking. Pencil tray included in top box drawer. Casters preinstalled, non locking. Counterweight included. **Cannot be used as guest seating.**



File/File Mobile Pedestal

93MP19FFC	15 x 19 x 27.94	73	6.5	\$654
93MP23FFC	15 x 23 x 27.94	81	7.7	\$681
93MP29FFC	15 x 29 x 27.94	90	9.6	\$748

Two file drawer mobile pedestal. All drawers locking. Casters preinstalled, non locking. Counterweight included. **Cannot be used as guest seating.**

Required specifications
Paint finish

Optional specifications
Key alike/key #

P 9300P PEDESTALS

9300P - FREESTANDING PEDESTALS



Box/File Pedestal, Full Pull

MODEL #	DIMENSIONS W x D x H	WT/LB.	CUBIC FT.	LIST PRICE
93FP19BFP	15 x 19 x 21.31	50	5.1	\$524
93FP23BFP	15 x 23 x 21.31	55	6	\$531
93FP29BFP	15 x 29 x 21.31	64	7.5	\$642

One box and one file drawer pedestal. All drawers locking. Pencil tray included in top box drawer. **Freestanding**, counterweight included.



Box/Box/File Pedestal, Full Pull

93FP19BBFP	15 x 19 x 27.88	55	6.5	\$568
93FP23BBFP	15 x 23 x 27.88	68	7.7	\$578
93FP29BBFP	15 x 29 x 27.88	78	9.6	\$692

Two box and one file drawer pedestal. All drawers locking. Pencil tray included in top box drawer. **Freestanding**, counterweight included.



File/File Pedestal, Full Pull

93FP19FFP	15 x 19 x 27.88	53	6.5	\$547
93FP23FFP	15 x 23 x 27.88	60	7.7	\$554
93FP29FFP	15 x 29 x 27.88	70	9.6	\$656

Two file drawer pedestal. All drawers locking. **Freestanding**, counterweight included.

9300P - WORKSURFACE SUPPORTING PEDESTALS



Box/Box/File Pedestal, Full Pull

93WP19BBFP	15 x 19 x 27.88	55	6.5	\$563
93WP23BBFP	15 x 23 x 27.88	68	7.7	\$571
93WP29BBFP	15 x 29 x 27.88	78	9.6	\$662

Two box and one file drawer pedestal. All drawers locking. Pencil tray included in top box drawer. **Worksurface supporting**, includes mounting holes in tops.



File/File Pedestal, Full Pull

93WP19FFP	15 x 19 x 27.88	53	6.5	\$540
93WP23FFP	15 x 23 x 27.88	60	7.7	\$545
93WP29FFP	15 x 29 x 27.88	70	9.6	\$658

Two file drawer pedestal. All drawers locking. **Worksurface supporting**, includes mounting holes in tops.

Required specifications
Paint finish

Optional specifications
Key alike/key #

9300P - MOBILE PEDESTALS MODEL # DIMENSIONS WT/LB. CUBIC FT. LIST PRICE



Box/File Mobile Pedestal, Full Pull

	W x D x H			
93MP19BFP	15 x 19 x 21.88	66	5.2	\$624
93MP23BFP	15 x 23 x 21.88	72	6.2	\$646
93MP29BFP	15 x 29 x 21.88	92	7.6	\$694

One box and one file drawer mobile pedestal. All drawers locking. Pencil tray included in top box drawer. Casters preinstalled, non locking. Counterweight included. **Cannot be used as guest seating.**



Box/Box/File Mobile Pedestal, Full Pull

93MP19BBFP	15 x 19 x 27.94	76	6.5	\$646
93MP23BBFP	15 x 23 x 27.94	85	7.7	\$653
93MP29BBFP	15 x 29 x 27.94	94	9.6	\$708

Two box and one file drawer mobile pedestal. All drawers locking. Pencil tray included in top box drawer. Casters preinstalled, non locking. Counterweight included. **Cannot be used as guest seating.**



File/File Mobile Pedestal, Full Pull

93MP19FFP	15 x 19 x 27.94	73	6.5	\$612
93MP23FFP	15 x 23 x 27.94	81	7.7	\$638
93MP29FFP	15 x 29 x 27.94	90	9.6	\$706

Two file drawer mobile pedestal. All drawers locking. Casters preinstalled, non locking. Counterweight included. **Cannot be used as guest seating.**

Required specifications
Paint finish

Optional specifications
Key alike/key #



Global's vertical files include a range of drawer handle options and varying drawer depths. All models are available in letter or legal size widths and a variety of color choices.

2600 Series

Features **26.56" deep** drawer cases and extra wide aluminum label holders. Files legal and letter size documents in 2, 3, 4 and 5 drawer heights.

2600 Plus Series

Features **26.56" deep** drawer cases and **recessed pulls** that coordinate with lateral file series. Files legal and letter size documents in 2, 3, 4 and 5 drawer heights. All models feature locking drawers.

2800 Series

Features **28" deep** drawer cases and **pull handles** that coordinate with lateral file series. Files legal and letter size documents in 2, 3, 4 and 5 drawer heights. All models feature three stage ball bearing suspension and locking drawers.

2800 Plus Series

Features **28" deep** drawer cases and **recessed pulls** that coordinate with lateral file series. Files legal and letter size documents in 2, 3, 4 and 5 drawer heights. All models feature three stage ball bearing suspension and locking drawers.

Features and Benefits

- Locks have removable cores for keying alike.
- Full seamless closed tops for a smooth appearance and increased strength.
- High wall drawer sides accommodate front-to-back hanging file folders and eliminate the need for costly hanging file frames.
- Fully adjustable and removable follower block is standard.
- Full extension ball bearing suspension for smooth and durable drawer movement.
- Earth friendly electrostatically applied coating protects the environment and provides a durable finish.
- Available in a range of colors, including special paint finishes - see notes for details.



Locks are standard.



High drawer sides accommodate hanging folders.

DESIGN & CONSTRUCTION FEATURES OF 2600 SERIES

- An earth friendly electrostatically applied wet gel paint process protects the environment and provides a durable finish.
- **26.56" case depth** in both legal and letter widths. Case construction combines spot and mig welding for greater durability.
- Top cap has a seamless front giving a clean smooth appearance while increasing strength and rigidity.
- Additional strength is provided by four vertical steel channels.
- **Locks are standard** on all 2600 Series models.
- All tenon locks have removable cores for keying alike or later modification in your office. Core removal keys are available; please contact your Global Customer Service representative.
- Standard thumb latch prevents accidental drawer opening or bounce back.
- High wall drawer sides accommodate front-to-back hanging file folders.
- A follower block is standard in every drawer for holding "non-hanging" file folders upright. Removable to maximize space.
- Leveling glide option NOT available.
- Full extension ball bearing suspension provides smooth and durable drawer movement. Built-in guides for easy drawer removal and insertion to adapt to changing filing needs.
- Lifetime Warranty.
- For environmental certification, please visit globalfurnituregroup.com.

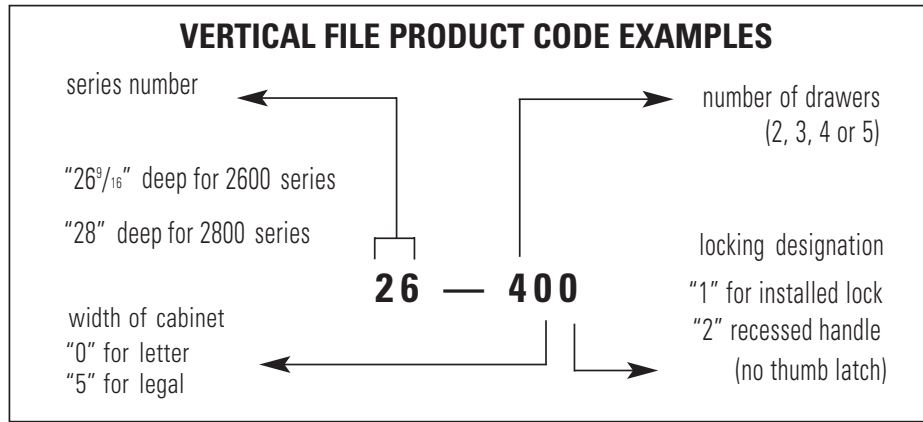
DESIGN & CONSTRUCTION FEATURES OF 2800 SERIES

- Cases and components are painted with a high-solids polyester and epoxy blend of powder electrostatically applied to 2 mil thickness and baked at 450° for 15 minutes to a hard and durable finish.
- **28" case depth** in both legal and letter widths. Case construction combines spot and mig welding for greater durability.
- Fully seamless top cap gives a clean smooth appearance while increasing strength and rigidity.
- Additional strength is provided by six vertical steel channels (three each side) in a fully enclosed welded bottom.
- **Locks are standard** on all 2800 Series models.
- All tenon locks have removable cores for keying alike or later modification in your office. Core removal keys are available; please contact your Global Customer Service representative.
- 2800 Series drawer fronts have **recessed drawer pulls with movable clear label holder**.
- Interior drawer parts are painted to match the exterior. All accessories are Black.
- High wall drawer sides accommodate front-to-back hanging file folders.
- A follower block is standard in every drawer for holding "non-hanging" file folders upright. Removable to maximize space.
- Leveling glides not standard.
- Full extension ball bearing suspension provides smooth and durable drawer movement. Built-in guides for easy drawer removal and insertion to adapt to changing filing needs.
- **All 2800 Series models are made to order.**
- Lifetime Warranty.
- For environmental certification, please visit globalfurnituregroup.com.

VERTICAL FILE SERIES	2600	2600P	2800	2800P
CONSTRUCTION				
Standard depth	26 9/16"	26 9/16"	28"	28"
Welded one piece top	front corners only	front corners only	•	•
Fully enclosed welded bottom (with 6 vertical steel channels)	—	—	•	•
Tenon lock	•	•	•	•
Single point lock	•	•	—	—
Leveling glides (accessible from inside cabinet)	—	—	—	—
Counterweights (recommended for all sizes)	—	—	optional	optional
Progressive ball bearing suspension	•	•	•	•
Injection molded drawer-front liner	•	—	—	—
Double wall construction	—	—	•	•
High side walls	•	•	•	•
Lifetime Warranty (see Terms & Conditions)	•	•	•	•
DRAWERS				
Lock is standard	•	•	•	•
Letter / legal	•	•	•	•
Side-to-side adapter for letter filing	—	—	optional	optional
Conversion bars for side-to-side legal to letter	—	—	optional	optional
Conversion bars for front-to-back legal to letter	—	—	optional	optional
Pull handle (see finish matrix on page 33)	—	—	•	—
Recessed pull with double wall front	—	•	—	•
Pull handle with thumb latch (see finish matrix on page 33)	•	—	—	—
Removable follower block	•	•	•	•
Label holder	•	•	•	•
DRAWER HEIGHTS				
Standard drawer heights	10 1/2"	10 1/2"	11 13/32"	11 13/32"
SIZES / DIMENSIONS				
Depth	26 9/16"	26 9/16"	28"	28"
Widths	15", 18"	15", 18"	15", 18"	15", 18"
Height - 2 drawer	29"	29"	28 1/8"	28 1/8"
Height - 3 drawer	40"	40"	40 1/2"	40 1/2"
Height - 4 drawer	52 1/8"	52 1/8"	52 3/8"	52 3/8"
Height - 5 drawer	64 1/4"	64 1/4"	65 3/16"	65 3/16"

LEGEND

- item is standard in selected series
- not available in selected series



STANDARD PAINT FINISHES

BLK Black	BNE Bone	BGR Business Grey	CHR Charcoal	CLT Claret
DPT Desert Putty	DWT Designer White	FOG Fog	GRY Grey	ICE Ice
IVR Ivory	LGR Light Grey	MET Metro	MOS Moss	NVY Navy
NEV Nevada	OYS Oyster	SIL Silver	SKY Sky	STN Stone
SGR Storm Grey	TSA Tahiti Sand	TPE Taupe	TUN Tungsten*	WIL Willow

**10% upcharge applies*

TEXTURED PAINT FINISHES

BKC Black Coffee	BZD Blizzard	DCH Dark Chocolate	MCH Mocha	SDT Stonedust
------------------	--------------	--------------------	-----------	---------------

SPECIAL PAINT FINISHES

- All special colors must use **one** uniform color per series (example: 2800 Series verticals). Quantities of 1 to 10 add 10%; 11 or more **no upcharge**.
- Mica and Metallic finishes, add 10% upcharge.
- Special White finishes, add 10% upcharge.
- Tungsten finish, add 10% upcharge.
- ALL NON-STANDARD FINISHES MUST BE APPROVED BY GLOBAL BEFORE ANY ORDER WILL BE ACCEPTED. LONGER LEAD TIMES WILL APPLY.

THUMB LATCH AND HANDLE FINISH MATRIX - 2600 SERIES

Case finish	Thumb latch/handle
Black (BLK)	Black (BLK)
Business Grey (BGR)	Business Grey (BGR)
Charcoal (CHR)	Charcoal (CHR)
Desert Putty (DPT)	Desert Putty (DPT)
Grey (GRY)	Grey (GRY)
Light Grey (LGR)	Light Grey (LGR)
Nevada (NEV)	Nevada (NEV)
Tahiti Sand (TSA)	Tahiti Sand (TSA)
Designer White (DWT)	Business Grey (BGR)
All other finishes	Black (BLK)

PULL HANDLE FINISH MATRIX - 2800 SERIES

Case finish	Handle
Black (BLK)	Black (BLK)
Grey (GRY)	Grey (GRY)
Nevada (NEV)	Nevada (NEV)
All other finishes	Black (BLK)

LOCKS

- Available as standard with random numbers, or with optional key alike or specified key numbers. Specify with key numbers W401 to W559. No upcharge. Where applicable.

V 2600 VERTICAL FILES

2600 - PULL HANDLES



2 Drawer Vertical File



3 Drawer Vertical File



4 Drawer Vertical File



5 Drawer Vertical File

MODEL # DIMENSIONS WT/LB. CUBIC FT. LIST PRICE

W x D x H

26-201	15.15 x 26.56 x 29	65	10	\$430
26-251	18.15 x 26.56 x 29	70	12	\$455

26.56" deep. Refer to page 33 for drawer pull and thumb latch colours. Aluminum label holder. Lock included. Progressive ball bearing suspension. Shipped assembled in 1 carton.

- **26-201** files letter size documents; **26-251** files legal size documents.
- Without interlock system.

26-301	15.15 x 26.56 x 40	92	13	\$640
26-351	18.15 x 26.56 x 40	104	16	\$685

26.56" deep. Refer to page 33 for drawer pull and thumb latch colours. Aluminum label holder. Lock included. Progressive ball bearing suspension. Shipped assembled in 1 carton.

- **26-301** files letter size documents; **26-351** files legal size documents.
- Without interlock system.

26-401	15.15 x 26.56 x 52	118	17	\$721
26-451	18.15 x 26.56 x 52	128	20	\$763

26.56" deep. Refer to page 33 for drawer pull and thumb latch colours. Aluminum label holder. Lock included. Progressive ball bearing suspension. Shipped assembled in 1 carton.

- **26-401** files letter size documents; **26-451** files legal size documents.
- Without interlock system.

26-501	15.15 x 26.56 x 64.25	141	21	\$914
26-551	18.15 x 26.56 x 64.25	157	24	\$950

26.56" deep. Refer to page 33 for drawer pull and thumb latch colours. Aluminum label holder. Lock included. Progressive ball bearing suspension. Shipped assembled in 1 carton.

- **26-501** files letter size documents; **26-551** files legal size documents.
- Without interlock system.

Required specifications

Paint finish

Optional specifications

Key alike/key #

2600 - PULL HANDLES WITH INTERLOCK MODEL # DIMENSIONS WT/LB. CUBIC FT. LIST PRICE



2 Drawer Vertical File

	W x D x H			
26-201-LI	15.15 x 26.56 x 29	66	10	\$442
26-251-LI	18.15 x 26.56 x 29	71	12	\$470

26.56" deep. Refer to page 33 for drawer pull and thumb latch colours. Aluminum label holder. Lock included. Ball bearing suspension with interlock system. Shipped assembled in 1 carton.

- **26-201-LI** files letter size documents; **26-251-LI** files legal size documents.



3 Drawer Vertical File

26-301-LI	15.15 x 26.56 x 40	93.5	13	\$662
26-351-LI	18.15 x 26.56 x 40	105.5	16	\$699

26.56" deep. Refer to page 33 for drawer pull and thumb latch colours. Aluminum label holder. Lock included. Ball bearing suspension with interlock system. Shipped assembled in 1 carton.

- **26-301-LI** files letter size documents; **26-351-LI** files legal size documents.



4 Drawer Vertical File

26-401-LI	15.15 x 26.56 x 52	120	17	\$763
26-451-LI	18.15 x 26.56 x 52	130	20	\$801

26.56" deep. Refer to page 33 for drawer pull and thumb latch colours. Aluminum label holder. Lock included. Ball bearing suspension with interlock system. Shipped assembled in 1 carton.

- **26-401-LI** files letter size documents; **26-451-LI** files legal size documents.



5 Drawer Vertical File

26-501-LI	15.15 x 26.56 x 64.25	143.5	21	\$956
26-551-LI	18.15 x 26.56 x 64.25	159.5	24	\$1000

26.56" deep. Refer to page 33 for drawer pull and thumb latch colours. Aluminum label holder. Lock included. Ball bearing suspension with interlock system. Shipped assembled in 1 carton.


- **26-501-LI** files letter size documents; **26-551-LI** files legal size documents.

Required specifications
Paint finish

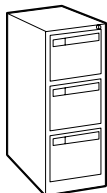
Optional specifications
Key alike/key #

V 2600P VERTICAL FILES

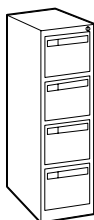
2600P - RECESSED PULLS



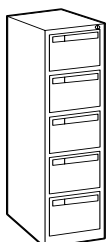
2 Drawer Vertical File



3 Drawer Vertical File



4 Drawer Vertical File



5 Drawer Vertical File

MODEL #	DIMENSIONS	WT/LB.	CUBIC FT.	LIST PRICE
---------	------------	--------	-----------	------------

W x D x H

26-202	15.15 x 26.56 x 29	65	10	\$450
26-252	18.15 x 26.56 x 29	70	12	\$479

26.56" deep with recessed pulls. **No thumb latch.** Lock included. Ball bearing suspension. Shipped assembled in 1 carton.
 • **26-202** files letter size documents; **26-252** files legal size documents.

26-302	15.15 x 26.56 x 40	92	13	\$674
26-352	18.15 x 26.56 x 40	104	16	\$722

26.56" deep with recessed pulls. **No thumb latch.** Lock included. Ball bearing suspension. Shipped assembled in 1 carton.
 • **26-302** files letter size documents; **26-352** files legal size documents.

26-402	15.15 x 26.56 x 52	118	17	\$758
26-452	18.15 x 26.56 x 52	128	20	\$803

26.56" deep with recessed pulls. **No thumb latch.** Lock included. Ball bearing suspension. Shipped assembled in 1 carton.
 • **26-402** files letter size documents; **26-452** files legal size documents.

26-502	15.15 x 26.56 x 64.25	141	21	\$960
26-552	18.15 x 26.56 x 64.25	157	24	\$1001

26.56" deep with recessed pulls. **No thumb latch.** Lock included. Ball bearing suspension. Shipped assembled in 1 carton.
 • **26-502** files letter size documents; **26-552** files legal size documents.

Required specifications

Paint finish

Optional specifications

Key alike/key #

2600P - RECESSED PULLS W/ INTERLOCK **MODEL #** **DIMENSIONS** **WT/LB.** **CUBIC FT.** **LIST PRICE**

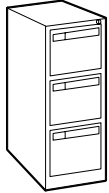


2 Drawer Vertical File

	W x D x H			
26-202-LI	15.15 x 26.56 x 29	66	10	\$462
26-252-LI	18.15 x 26.56 x 29	71	12	\$486

26.56" deep with recessed pulls. **No thumb latch.** Lock included. Ball bearing suspension with interlock system. Shipped assembled in 1 carton.

- **26-202-LI** files letter size documents; **26-252-LI** files legal size documents.

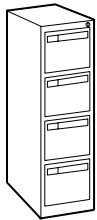


3 Drawer Vertical File

26-302-LI	15.15 x 26.56 x 40	93.5	13	\$691
26-352-LI	18.15 x 26.56 x 40	105.5	16	\$728

26.56" deep with recessed pulls. **No thumb latch.** Lock included. Ball bearing suspension with interlock system. Shipped assembled in 1 carton.

- **26-302-LI** files letter size documents; **26-352-LI** files legal size documents.

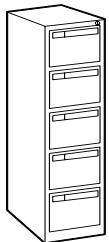


4 Drawer Vertical File

26-402-LI	15.15 x 26.56 x 52	120	17	\$765
26-452-LI	18.15 x 26.56 x 52	130	20	\$834

26.56" deep with recessed pulls. **No thumb latch.** Lock included. Ball bearing suspension with interlock system. Shipped assembled in 1 carton.

- **26-402-LI** files letter size documents; **26-452-LI** files legal size documents.



5 Drawer Vertical File

26-502-LI	15.15 x 26.56 x 64.25	143.5	21	\$994
26-552-LI	18.15 x 26.56 x 64.25	159.5	24	\$1040

26.56" deep with recessed pulls. **No thumb latch.** Lock included. Ball bearing suspension with interlock system. Shipped assembled in 1 carton.

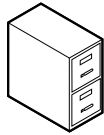
- **26-502-LI** files letter size documents; **26-552-LI** files legal size documents.

Required specifications
Paint finish

Optional specifications
Key alike/key #

V 2800 VERTICAL FILES

2800 - PULL HANDLES



2 Drawer Vertical File

MODEL #	DIMENSIONS W x D x H	WT/LB.	CUBIC FT.	LIST PRICE
28-201	15 x 28 x 28	82	8.31	\$892
28-251	18 x 28 x 28	90	9.82	\$923

28" deep. Injection molded pull handles. **No thumb latch.** Lock included. Three stage ball bearing suspension. Shipped assembled in 1 carton.

- **28-201** files letter size documents; **28-251** files legal size documents.
- Without interlock system.

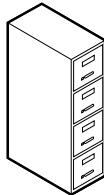


3 Drawer Vertical File

28-301	15 x 28 x 40.37	116	11.8	\$1192
28-351	18 x 28 x 40.37	127	13.94	\$1242

28" deep. Injection molded pull handles. **No thumb latch.** Lock included. Three stage ball bearing suspension. Shipped assembled in 1 carton.

- **28-301** files letter size documents; **28-351** files legal size documents.
- Without interlock system.

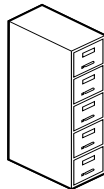


4 Drawer Vertical File

28-401	15 x 28 x 52.25	151	15.4	\$1502
28-451	18 x 28 x 52.25	167	17.9	\$1540

28" deep. Injection molded pull handles. **No thumb latch.** Lock included. Three stage ball bearing suspension. Shipped assembled in 1 carton.

- **28-401** files letter size documents; **28-451** files legal size documents.
- Without interlock system.



5 Drawer Vertical File

28-501	15 x 28 x 62.75	186	18.1	\$1822
28-551	18 x 28 x 62.75	200	21.39	\$1851

28" deep. Injection molded pull handles. **No thumb latch.** Lock included. Three stage ball bearing suspension. Shipped assembled in 1 carton.

- **26-501** files letter size documents; **26-551** files legal size documents.
- Without interlock system.

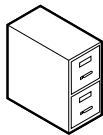
Required specifications

Paint finish

Optional specifications

Key alike/key #

2800 - PULL HANDLES W/ INTERLOCK **MODEL #** **DIMENSIONS** **WT/LB.** **CUBIC FT.** **LIST PRICE**



2 Drawer Vertical File

	W x D x H			
28-201-LI	15 x 28 x 28	82	8.31	\$965
28-251-LI	18 x 28 x 28	90	9.82	\$994

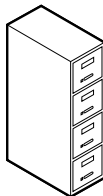
28" deep. Pull handles. Aluminum label holder. Lock included. Ball bearing suspension with interlock system. Shipped assembled in 1 carton.
 • **28-201-LI** files letter size documents; **28-251-LI** files legal size documents.



3 Drawer Vertical File

28-301-LI	15 x 28 x 40.37	116	11.8	\$1298
28-351-LI	18 x 28 x 40.37	127	13.94	\$1348

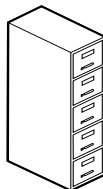
28" deep. Pull handles. Aluminum label holder. Lock included. Ball bearing suspension with interlock system. Shipped assembled in 1 carton.
 • **28-301-LI** files letter size documents; **28-351-LI** files legal size documents.



4 Drawer Vertical File

28-401-LI	15 x 28 x 52.25	151	15.4	\$1642
28-451-LI	18 x 28 x 52.25	167	17.9	\$1683

28" deep. Pull handles. Aluminum label holder. Lock included. Ball bearing suspension with interlock system. Shipped assembled in 1 carton.
 • **28-401-LI** files letter size documents; **28-451-LI** files legal size documents.



5 Drawer Vertical File

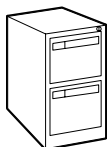
28-501-LI	15 x 28 x 62.75	186	18.1	\$1997
28-551-LI	18 x 28 x 62.75	200	21.39	\$2032

28" deep. Pull handles. Aluminum label holder. Lock included. Ball bearing suspension with interlock system. Shipped assembled in 1 carton.
 • **28-501-LI** files letter size documents; **28-551-LI** files legal size documents.

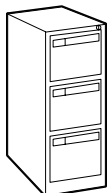
Required specifications **Optional specifications**
 Paint finish Key alike/key #

V 2800P VERTICAL FILES

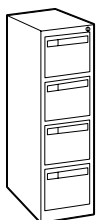
2800P - RECESSED PULLS



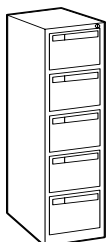
2 Drawer Vertical File



3 Drawer Vertical File



4 Drawer Vertical File



5 Drawer Vertical File

MODEL #	DIMENSIONS W x D x H	WT/LB.	CUBIC FT.	LIST PRICE
28-202	15 x 28 x 28	82	8.3	\$892
28-252	18 x 28 x 28	90	9.82	\$923

28" deep with recessed pulls. **No thumb latch.** Lock included. Three stage ball bearing suspension. Shipped assembled in 1 carton.

- **28-202** files letter size documents; **28-252** files legal size documents.

28-302	15 x 28 x 40.37	116	11.8	\$1192
28-352	18 x 28 x 40.37	127	13.94	\$1242

28" deep with recessed pulls. **No thumb latch.** Lock included. Three stage ball bearing suspension. Shipped assembled in 1 carton.

- **28-302** files letter size documents; **28-352** files legal size documents.

28-402	15 x 28 x 52.25	151	15.14	\$1502
28-452	18 x 28 x 52.25	167	17.9	\$1540

28" deep with recessed pulls. **No thumb latch.** Lock included. Three stage ball bearing suspension. Shipped assembled in 1 carton.

- **28-402** files letter size documents; **28-452** files legal size documents.

28-502	15 x 28 x 62.75	186	18.1	\$1822
28-552	18 x 28 x 62.75	200	21.39	\$1851

28" deep with recessed pulls. **No thumb latch.** Lock included. Three stage ball bearing suspension. Shipped assembled in 1 carton.

- **28-502** files letter size documents; **28-552** files legal size documents.

Required specifications

Paint finish

Optional specifications

Key alike/key #

2800P - RECESSED PULLS W/ INTERLOCK

MODEL #	DIMENSIONS	WT/LB.	CUBIC FT.	LIST PRICE
---------	------------	--------	-----------	------------

W x D x H

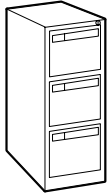


2 Drawer Vertical File

28-202-LI	15 x 28 x 28	82	8.31	\$965
28-252-LI	18 x 28 x 28	90	9.82	\$994

28" deep with recessed pulls. **No thumb latch.** Lock included. Three stage ball bearing suspension with interlock system. Shipped assembled in 1 carton.

- **28-202-LI** files letter size documents; **28-252-LI** files legal size documents.

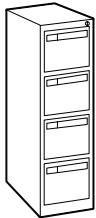


3 Drawer Vertical File

28-302-LI	15 x 28 x 40.37	116	11.8	\$1298
28-352-LI	18 x 28 x 40.37	127	13.94	\$1348

28" deep with recessed pulls. **No thumb latch.** Lock included. Three stage ball bearing suspension with interlock system. Shipped assembled in 1 carton.

- **28-302-LI** files letter size documents; **28-352-LI** files legal size documents.

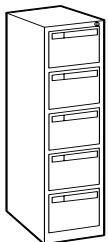


4 Drawer Vertical File

28-402-LI	15 x 28 x 52.25	151	15.4	\$1642
28-452-LI	18 x 28 x 52.25	167	17.9	\$1683

28" deep with recessed pulls. **No thumb latch.** Lock included. Three stage ball bearing suspension with interlock system. Shipped assembled in 1 carton.

- **28-402-LI** files letter size documents; **28-452-LI** files legal size documents.



5 Drawer Vertical File

28-502-LI	15 x 28 x 62.75	186	18.1	\$1997
28-552-LI	18 x 28 x 62.75	200	23	\$2032

28" deep with recessed pulls. **No thumb latch.** Lock included. Three stage ball bearing suspension with interlock system. Shipped assembled in 1 carton.

- **28-502-LI** files letter size documents; **28-552-LI** files legal size documents.

Required specifications

Paint finish

Optional specifications

Key alike/key #

V VERTICAL FILES

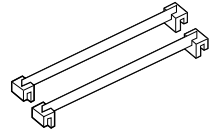
VERTICAL FILE ACCESSORIES	MODEL #	DIMENSIONS	WT/LB.	CUBIC FT.	LIST PRICE
---------------------------	---------	------------	--------	-----------	------------



Extra Key

	W x D x H				
EK28	-	0.01	0.1	\$13	

Key for 2600 and 2800 Series vertical files. Specify core #. Key range W401-W550.

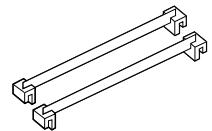


Hanging File Bar Kit

11HK	-	0.41	0.13	\$50	
------	---	------	------	-------------	--

Side-to-side hanging file bar kit for **letter size** drawer. Kit accommodates one row of hanging files.

- Order one kit per drawer (two bars with hardware).
- 2800 Series only.

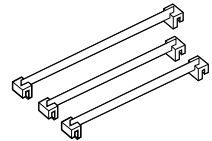


Hanging File Bar Kit

14HK	-	0.51	0.15	\$50	
------	---	------	------	-------------	--

Side-to-side hanging file bar kit for **legal size** drawer. Kit accommodates one row of hanging files.

- Order one kit per drawer (two bars with hardware).
- 2800 Series only.

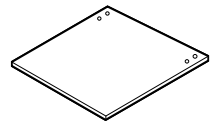


Hanging File Bar Kit

28HK	-	0.98	0.23	\$89	
------	---	------	------	-------------	--

Single front-to-back hanging file bar kit. **Converts legal size to letter size** files with front-to-back hanging files.

- Order one kit per drawer (three bars with hardware).
- 2800 Series only.



Counterweight

CWB28	-	24	0.22	\$150	
-------	---	----	------	--------------	--

Recommended for use in 2, 3, 4 and 5 high vertical files.

GENERAL INFORMATION

- Comprehensive range of personal storage in a variety of sizes and configurations starting at 27"H single column widths up to 66"H triple column widths.
- Configurations include units with 1, 2, 3, 4, 6, 8 or 9 compartments depending on size.
- Lockers adapt to any space plan; in personal or shared workspaces, individually tailored to suit storage needs. Ideal for flex spaces or used to define space and used as barriers between work areas and to help guide workplace foot traffic flow.
- Painted metal case available in two depths with door front options available in painted metal or thermally fused laminate to add warmth and complement deskling products or millwork. Also available in limited sizes without doors for open cubby style storage.
- Multiple door pull options including integrated full metal pulls, applied pulls to match Global deskling series and "no pull" options for ease of cleaning and to seamlessly integrate with any existing products to customize the overall aesthetic.
- Keyless lock option available, keypad style digital lock; programmable for "assigned" or single use "hotelling" applications.
- Inside access to leveling glides for ease of installation.
- Units may be specified for optional ganging.
- Ships fully assembled.

CONSTRUCTION SPECIFICATIONS

- Metal case construction of top/bottom and inside panels in 18 gauge steel; sides, back and shelves in 20 gauge steel.
- Door fronts may be specified in painted metal or 1/16" thick thermally fused laminate doors with 2mm matching edge.
- Standard flush base with recessed kick base and 1" levelers (3/4" of adjustability for leveling), elevated units also available with 4"H feet (2" of adjustability for leveling).
- Welded case with reinforced channels to ensure strength.
- Full overlay doors with soft close hinges.
- Meets applicable ANSI/BIFMA standards for optimum durability and performance.
Note: All 12", 15" or 18" wide lockers must be ganged to another locker or anchored to a fixed wall or adjacent cabinet for compliance with applicable ANSI/BIFMA X5.6 Storage standards.

PRODUCT CODE BREAKDOWN

- LM** - indicates locker, metal door fronts
- LL** - indicates locker, laminate door fronts
- ##** - 3rd & 4th position indicates outside width
- ##** - 5th & 6th position indicates outside nominal height
- S** - indicates 18"D overall / **D** - indicates 24"D overall
- #** - 8th position indicates the number of columns side-to-side
- #** - 9th position indicates the number of rows top to bottom
- L** or **R** - indicates doors installed for left or right hand hinge (reversible on-site if required)
- N** - indicates no feet, levelers only / **4** - indicates elevated case, supported by 4"H feet

ADDITIONAL PRODUCTS TO BE ORDERED SEPARATELY WHEN REQUIRED:

Sloped tops

- Convert a standard flat top locker to one with a sloped top - refer to page 60.

End of run panels

- To cap the ends of a locker run with a finished laminate panel - refer to page 60.

Master keys for keyless lock options

- Keypad keyless lock options require master keys for initial programming of locks per site and for ongoing management and maintenance - refer to page 61.

Wayfinding

- High performance vinyl wayfinding number sets available - refer to page 61.

FINISH OPTIONS

- Must specify finish for case and doors separately
- Metal case and doors are finished in an environmentally friendly electrostatically applied powder coat solution - a superior durable and lasting finish.

Painted metal case and door finish options:

BLK Black	NEV Nevada
BNE Bone	OYS Oyster
BGR Business Grey	SKY Sky
CHR Charcoal	SIL Silver
CLT Claret	STN Stone
DPT Desert Putty	SGR Storm Grey
DWT Designer White	TSA Tahiti Sand
FOG Fog	TPE Taupe
GRY Grey	TUN Tungsten (add 10% upcharge)
ICE Ice	WIL Willow
IVR Ivory	BKC Black Coffee Textured
LGR Light Grey	BZD Blizzard Textured
MET Metro	DCH Dark Chocolate Textured
MOS Moss	MCH Mocha Textured
NVY Navy	SDT Stonedust Textured

Thermally fused laminate door front finish options

ASN Asian Night	NBL Noce Biondo
AWC Avant Cherry	NGL Noce Grigio
AWH Avant Honey	NEL Noce Leggero
BLK Black	NML Noce Medio
BZD Blizzard	QTM Quartered Mahogany
BRC Brushed Cobalt	SBY Sheer Beauty
CMB Clear Maple	SDT Stondust
CGY Custom Grey	SGO Storm Grey
DES Dark Espresso	WHE Walnut Heights
DWT Designer White	WHC White Chocolate
FAS Fashionista	WCR Winter Cherry

SPECIFICATION OPTIONS:

LOCKS

- NL** - No lock
- CL** - Cam locks⁽¹⁾. No upcharge.
- PL** - Hasp lock (for user supplied pad locks. **Add \$180** per opening.
- DL** (Silver) or **DB** (Black) - Keyless, key pad entry⁽²⁾. **Add \$328** per opening.

Notes:

⁽¹⁾ **CL** option - randomly assigned lock cores and keys are factory installed. Option to specify key list requirements available. Add "KEYLIST" to order, complete key list form (see page 80) and include completed form with order. Lock cores and keys will be shipped separately, to be field installed.

⁽²⁾ **DB** and **DL** options are not available with metal fronts with **PX** pull option.

Programming (LKPRGKEY) and manager (LKMGRKEY) **master keys are required** for keyless entry locks **DB** and **DL** (**to be ordered separately** - see page 61).

Lock and pull combinations

- When specifying cam lock (**CL**) and no pull combination (**NH**), user to 1/4 turn the key while in the lock and use the key as the pull to open doors. 1/4 turn will keep the key in the lock core.
- DO NOT** specify combination no lock (**NL**) and no pull (**NH**) as users will not be able to open lockers doors.
- When specifying keyless lock options **DB** or **DL**, the turn tab on the lock face can be used as the pull and no pull (**NH**) option can be specified.

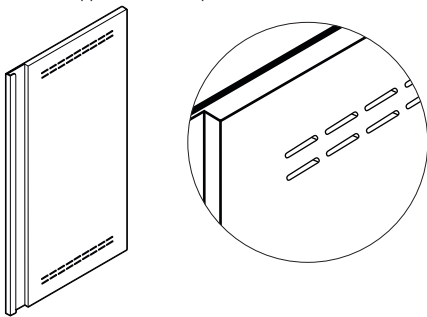
MAIL SLOT

- Optional mail slot for units with metal doors only.
- Mail slot is 5" wide x 0.25" high, position centered 3" from top.
 - N** - None. No upcharge.
 - M** - Mail slot. **Add \$227** per opening.

Note: If ventilation and mail slot options are both desired, specify bottom ventilation option only with mail slot option.

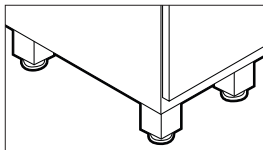
VENTILATION

- Only applicable for lockers with metal doors (LM models only).
 - N** - None. No upcharge.
 - U** - Upper position on door front. **Add \$233** per opening.
 - L** - Lower position on door front. **Add \$233** per opening.
 - B** - Both upper and lower positions on door front. **Add \$468** per opening.



ELEVATED BASE

- Elevated units with 4" feet



INTERIOR SHELF AND HANGING OPTIONS

- To add interior shelves, accessory hooks or accessory bar, specify one of the following options:

- NS** - None. No upcharge.
- TS** - Top shelf. **Add \$64** per opening.
- TR** - Top shelf with accessory rod. **Add \$122** per opening.
- TH** - Top shelf with two accessory hooks. **Add \$96** per opening.
- BS** - Bottom shelf. **Add \$64** per opening.
- BR** - Bottom shelf with accessory rod above. **Add \$113** per opening.
- BH** - Bottom shelf with two accessory hooks above. **Add \$96** per opening.
- DS** - Top and bottom shelf. **Add \$129** per opening.
- DR** - Top and bottom shelf with accessory rod. **Add \$184** per opening.
- DH** - Top and bottom shelf with two accessory hooks. **Add \$160** per opening.
- RO** - Accessory rod only. **Add \$50** per opening.
- HO** - Two accessory hooks only. **Add \$31** per opening.

Notes:

- Not all options are available for all size openings. Confirm available options specific to opening size per electronic specification tools or Build-it tool on Global's website.
- Shelves are adjustable in 2" increments, tools required. Minimum position: 3" from top or bottom of opening.

PULLS

- NH** - No pull, flush front. No upcharge.
- PX** - Integral full pull (only available metal doors). **Add \$8** per opening.
- KN** - Knob. **Add \$22** per opening.
- HS** - Flared Silver. **Add \$23** per opening.
- HW** - Flared Brass. **Add \$26** per opening.
- HX** - Flared matte Black. **Add \$26** per opening.
- HV** - Square edge Silver. **Add \$58** per opening.
- HU** - Square edge matte Black. **Add \$58** per opening.
- HO** - Crescent Black. **Add \$31** per opening.
- HQ** - Bar Silver. **Add \$26** per opening.
- HR** - Bar Black. **Add \$26** per opening.
- HZ** - Dimpled matte Nickel. **Add \$22** per opening.



KN knob



HV square edge Silver



HQ bar Silver



HS flared Silver



HU square edge matte Black



HR bar Black



HW flared Brass



HO crescent Black



HZ dimpled matte Nickel



HX flared matte Black

GANGING

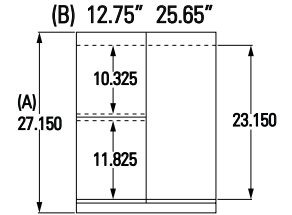
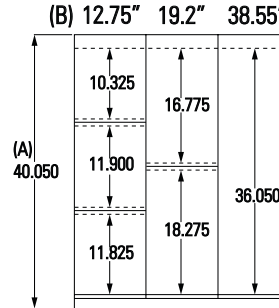
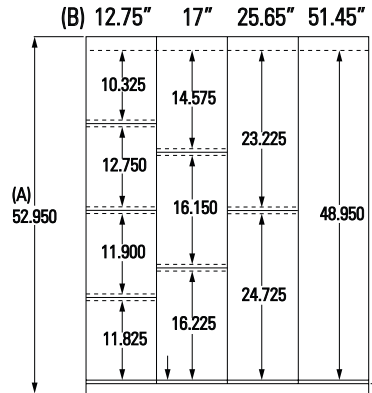

- All units 12", 15" or 18" wide must be ganged to another locker or anchored to a fixed wall or adjacent cabinet for compliance with applicable ANSI/ BIFMA X5.6 Storage standards.**
- Units may ship factory ready for ganging, specify:
 - NG** - No ganging. No upcharge.
 - BG** - Unit drilled on both sides for ganging, upcharge per cabinet applies. **Add \$87**. Ganging hardware included.
- Units specified for ganging will be drilled through on both sides of cabinets and include ganging hardware for one side. For end units, specify no ganging and follow easy on site instructions to add ganging left or right side as required to end a run.

ELEVATION SPECIFICS

(A) Outside overall height

(B) Outside door height per opening

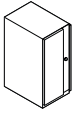
All other dimensions indicate inside height clearance per opening



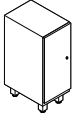
- Inside depth clearance is 17.125" on 18" deep cabinets.
- Inside depth clearance is 23.125" on 24" deep cabinets.
- Inside width clearance per opening:
 - 1 column - 12" wide cabinets: 10.5"
 - 1 column - 15" wide cabinets: 13.5"
 - 1 column - 18" wide cabinets: 16.5"
 - 2 columns - 24" wide cabinets: 10.5"
 - 2 columns - 30" wide cabinets: 13.5"
 - 2 columns - 36" wide cabinets: 16.5"
 - 3 columns - 36" wide cabinets: 10.5"

P 1200 PERSONAL LOCKERS

ONE COLUMN LOCKERS, ONE ROW

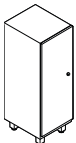
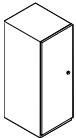
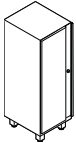
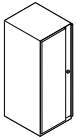


Metal doors, flush base
Left hand shown



Laminate doors, elevated base
Left hand shown

One Column Locker, One Row - 27"H



Left hand shown

One Column Locker, One Row - 40"H

MODEL #	DIMENSIONS	WT/LB.	CUBIC FT.	LIST PRICE
---------	------------	--------	-----------	------------

W x D x H

Metal case with metal doors

LM1227S11LN / RN	12 x 18 x 27.15	50	4.7	\$932
LM1227S11L4 / R4	12 x 18 x 31.15	50	4.7	\$1118

Metal case with laminate doors

LL1227S11LN / RN	12 x 18 x 27.15	47	4.7	\$1012
LL1227S11L4 / R4	12 x 18 x 31.15	47	4.7	\$1198

LM models shown with PX pull and CL lock; LL models shown with default no handle, CL lock.

- Select suffix **(LN)** for left hand / **(RN)** for right hand opening with levelers (flush base).
- Select suffix **(L4)** for left hand / **(R4)** for right hand opening with 4" elevated base.
- 12" wide lockers to be ganged or anchored for compliance with ANSI/BIFMA X5.6 storage standards.

Metal case with metal doors, flush base

LM1240S11LN / RN	12 x 18 x 40.5	72	6.8	\$1115
LM1540S11LN / RN	15 x 18 x 40.5	79	8.3	\$1161
LM1840S11LN / RN	18 x 18 x 40.5	85	9.7	\$1214
LM1240D11LN / RN	12 x 24 x 40.5	88	8.8	\$1255
LM1540D11LN / RN	15 x 24 x 40.5	95	10.7	\$1305
LM1840D11LN / RN	18 x 24 x 40.5	103	12.6	\$1365

Metal case with metal doors, elevated base

LM1240S11L4 / R4	12 x 18 x 44.5	72	6.8	\$1301
LM1540S11L4 / R4	15 x 18 x 44.5	79	8.3	\$1345
LM1840S11L4 / R4	18 x 18 x 44.5	85	9.7	\$1401
LM1240D11L4 / R4	12 x 24 x 44.5	88	8.8	\$1440
LM1540D11L4 / R4	15 x 24 x 44.5	95	10.7	\$1489
LM1840D11L4 / R4	18 x 24 x 44.5	103	12.6	\$1552

Metal case with laminate doors, flush base

LL1240S11LN / RN	12 x 18 x 40.5	68	6.8	\$1206
LL1540S11LN / RN	15 x 18 x 40.5	74	8.3	\$1246
LL1840S11LN / RN	18 x 18 x 40.5	80	9.7	\$1352
LL1240D11LN / RN	12 x 24 x 40.5	84	8.8	\$1344
LL1540D11LN / RN	15 x 24 x 40.5	91	10.7	\$1389
LL1840D11LN / RN	18 x 24 x 40.5	97	12.6	\$1502

Metal case with laminate doors, elevated base

LL1240S11L4 / R4	12 x 18 x 44.5	68	6.8	\$1392
LL1540S11L4 / R4	15 x 18 x 44.5	74	8.3	\$1431
LL1840S11L4 / R4	18 x 18 x 44.5	80	9.7	\$1538
LL1240D11L4 / R4	12 x 24 x 44.5	84	8.8	\$1531
LL1540D11L4 / R4	15 x 24 x 44.5	91	10.7	\$1575
LL1840D11L4 / R4	18 x 24 x 44.5	97	12.6	\$1686

LM models shown with PX pull and CL lock; LL models shown with default no handle, CL lock.

- Select suffix **(LN)** for left hand / **(RN)** for right hand opening with levelers (flush base).
- Select suffix **(L4)** for left hand / **(R4)** for right hand opening with 4" elevated base.
- 12", 15" or 18" wide lockers to be ganged or anchored for compliance with ANSI/BIFMA X5.6 storage standards.

Required specifications

Case finish (paint)
Door front finish (paint or laminate)

Optional specifications

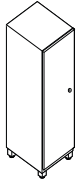
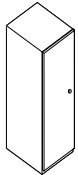


Locks
Interior options
Ventilation (LM models only)
Mail slot (LM models only)

Pulls
Ganging

Refer to specification options on page 44 for applicable options and upcharges.
When ordering keyless, keypad lock style be sure to order programming and manager keys (see note 2 on page 44 for more information)

ONE COLUMN LOCKERS, ONE ROW **MODEL #** **DIMENSIONS** **WT/LB.** **CUBIC FT.** **LIST PRICE**

W x D x H



Left hand shown

One Column Locker, One Row - 53"H

Metal case with metal doors, flush base

LM1253S11LN / RN	12 x 18 x 52.95	91	8.9	\$1309
LM1553S11LN / RN	15 x 18 x 52.95	99	10.8	\$1364
LM1853S11LN / RN	18 x 18 x 52.95	107	12.7	\$1437
LM1253D11LN / RN	12 x 24 x 52.95	110	11.6	\$1478
LM1553D11LN / RN	15 x 24 x 52.95	119	14.1	\$1537
LM1853D11LN / RN	18 x 24 x 52.95	127	16.6	\$1614

Metal case with metal doors, elevated base

LM1253S11L4 / R4	12 x 18 x 56.95	91	8.9	\$1496
LM1553S11L4 / R4	15 x 18 x 56.95	99	10.8	\$1549
LM1853S11L4 / R4	18 x 18 x 56.95	107	12.7	\$1621
LM1253D11L4 / R4	12 x 24 x 56.95	110	11.6	\$1665
LM1553D11L4 / R4	15 x 24 x 56.95	119	14.1	\$1722
LM1853D11L4 / R4	18 x 24 x 56.95	127	16.6	\$1801

Metal case with laminate doors, flush base

LL1253S11LN / RN	12 x 18 x 52.95	86	8.9	\$1484
LL1553S11LN / RN	15 x 18 x 52.95	93	10.8	\$1547
LL1853S11LN / RN	18 x 18 x 52.95	100	12.7	\$1632
LL1253D11LN / RN	12 x 24 x 52.95	105	11.6	\$1654
LL1553D11LN / RN	15 x 24 x 52.95	113	14.1	\$1719
LL1853D11LN / RN	18 x 24 x 52.95	121	16.6	\$1811

Metal case with laminate doors, elevated base

LL1253S11L4 / R4	12 x 18 x 56.95	86	8.9	\$1670
LL1553S11L4 / R4	15 x 18 x 56.95	93	10.8	\$1733
LL1853S11L4 / R4	18 x 18 x 56.95	100	12.7	\$1817
LL1253D11L4 / R4	12 x 24 x 56.95	105	11.6	\$1839
LL1553D11L4 / R4	15 x 24 x 56.95	113	14.1	\$1907
LL1853D11L4 / R4	18 x 24 x 56.95	121	16.6	\$1998

LM models shown with PX pull and CL lock; LL models shown with default no handle, CL lock.

- Select suffix **(LN)** for left hand / **(RN)** for right hand opening with levelers (flush base).
- Select suffix **(L4)** for left hand / **(R4)** for right hand opening with 4" elevated base.
- 12", 15" or 18" wide lockers to be ganged or anchored for compliance with ANSI/BIFMA X5.6 storage standards.

Required specifications

Case finish (paint)
Door front finish (paint or laminate)

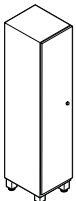
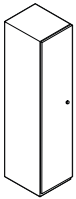
Optional specifications

Locks Pulls
Interior options Ganging
Ventilation (LM models only)
Mail slot (LM models only)

Refer to specification options on page 44 for applicable options and upcharges. When ordering keyless, keypad lock style be sure to order programming and manager keys (see note 2 on page 44 for more information)

P 1200 PERSONAL LOCKERS

ONE COLUMN LOCKERS, ONE ROW



Left hand shown

One Column Locker, One Row - 66"H

MODEL #	DIMENSIONS	WT/LB.	CUBIC FT.	LIST PRICE
---------	------------	--------	-----------	------------

W x D x H

Metal case with metal doors, flush base

LM1266S11LN / RN	12 x 18 x 65.85	106	11	\$1489
LM1566S11LN / RN	15 x 18 x 65.85	118	13.4	\$1551
LM1866S11LN / RN	18 x 18 x 65.85	127	15.7	\$1635
LM1266D11LN / RN	12 x 24 x 65.85	132	14.3	\$1692
LM1566D11LN / RN	15 x 24 x 65.85	142	17.4	\$1757
LM1866D11LN / RN	18 x 24 x 65.85	152	20.5	\$1847

Metal case with metal doors, elevated base

LM1266S11L4 / R4	12 x 18 x 69.85	106	11	\$1676
LM1566S11L4 / R4	15 x 18 x 69.85	118	13.4	\$1737
LM1866S11L4 / R4	18 x 18 x 69.85	127	15.7	\$1822
LM1266D11L4 / R4	12 x 24 x 69.85	132	14.3	\$1879
LM1566D11L4 / R4	15 x 24 x 69.85	142	17.4	\$1944
LM1866D11L4 / R4	18 x 24 x 69.85	152	20.5	\$2033

Metal case with laminate doors, flush base

LL1266S11LN / RN	12 x 18 x 65.85	100	11	\$1646
LL1566S11LN / RN	15 x 18 x 65.85	111	13.4	\$1679
LL1866S11LN / RN	18 x 18 x 65.85	119	15.7	\$1801
LL1266D11LN / RN	12 x 24 x 65.85	126	14.3	\$1847
LL1566D11LN / RN	15 x 24 x 65.85	135	17.4	\$1885
LL1866D11LN / RN	18 x 24 x 65.85	144	20.5	\$2012

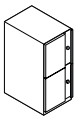
Metal case with laminate doors, elevated base

LL1266S11L4 / R4	12 x 18 x 69.85	100	11	\$1830
LL1566S11L4 / R4	15 x 18 x 69.85	111	13.4	\$1865
LL1866S11L4 / R4	18 x 18 x 69.85	119	15.7	\$1987
LL1266D11L4 / R4	12 x 24 x 69.85	126	14.3	\$2033
LL1566D11L4 / R4	15 x 24 x 69.85	135	17.4	\$2070
LL1866D11L4 / R4	18 x 24 x 69.85	144	20.5	\$2199

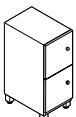
LM models shown with PX pull and CL lock; LL models shown with default no handle, CL lock.

- Select suffix **(LN)** for left hand / **(RN)** for right hand opening with levelers (flush base).
- Select suffix **(L4)** for left hand / **(R4)** for right hand opening with 4" elevated base.
- 12", 15" or 18" wide lockers to be ganged or anchored for compliance with ANSI/BIFMA X5.6 storage standards.

ONE COLUMN LOCKERS, TWO ROWS



Metal doors, flush base
Left hand shown



Laminate doors, elevated base
Left hand shown

One Column Locker, Two Rows - 27"H

Metal case with metal doors

LM1227S12LN / RN	12 x 18 x 27.15	53	4.7	\$1099
LM1227S12L4 / R4	12 x 18 x 31.15	53	4.7	\$1285

Metal case with laminate doors

LL1227S12LN / RN	12 x 18 x 27.15	50	4.7	\$1227
LL1227S12L4 / R4	12 x 18 x 31.15	50	4.7	\$1414

LM models shown with PX pull and CL lock; LL models shown with default no handle, CL lock.

- Select suffix **(LN)** for left hand / **(RN)** for right hand opening with levelers (flush base).
- Select suffix **(L4)** for left hand / **(R4)** for right hand opening with 4" elevated base.
- 12" wide lockers to be ganged or anchored for compliance with ANSI/BIFMA X5.6 storage standards.

Required specifications

Case finish (paint)
Door front finish (paint or laminate)

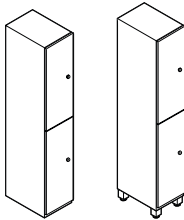
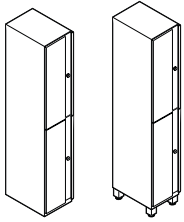
Optional specifications

Locks
Interior options
Ventilation (LM models only)
Mail slot (LM models only)

Pulls
Ganging

Refer to specification options on page 44 for applicable options and upcharges.
When ordering keyless, keypad lock style be sure to order programming and manager keys (see note 2 on page 44 for more information)

ONE COLUMN LOCKERS, TWO ROWS



Left hand shown

One Column Locker, Two Rows - 66"H

MODEL #	DIMENSIONS	WT/LB.	CUBIC FT.	LIST PRICE
---------	------------	--------	-----------	------------

W x D x H

Metal case with metal doors, flush base

LM1266S12LN / RN	12 x 18 x 65.85	109	11	\$1636
LM1866S12LN / RN	18 x 18 x 65.85	127	15.7	\$1791
LM1266D12LN / RN	12 x 24 x 65.85	137	14.3	\$1846
LM1866D12LN / RN	18 x 24 x 65.85	151	20.5	\$2012

Metal case with metal doors, elevated base

LM1266S12L4 / R4	12 x 18 x 69.85	109	11	\$1824
LM1866S12L4 / R4	18 x 18 x 69.85	127	15.7	\$1977
LM1266D12L4 / R4	12 x 24 x 69.85	137	14.3	\$2033
LM1866D12L4 / R4	18 x 24 x 69.85	151	20.5	\$2199

Metal case with laminate doors, flush base

LL1266S12LN / RN	12 x 18 x 65.85	103	11	\$1837
LL1866S12LN / RN	18 x 18 x 65.85	118	15.7	\$1907
LL1266D12LN / RN	12 x 24 x 65.85	131	14.3	\$2046
LL1866D12LN / RN	18 x 24 x 65.85	143	20.5	\$2127

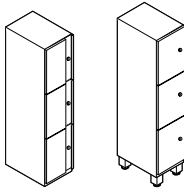
Metal case with laminate doors, elevated base

LL1266S12L4 / R4	12 x 18 x 69.85	103	11	\$2023
LL1866S12L4 / R4	18 x 18 x 69.85	118	15.7	\$2092
LL1266D12L4 / R4	12 x 24 x 69.85	131	14.3	\$2231
LL1866D12L4 / R4	18 x 24 x 69.85	143	20.5	\$2313

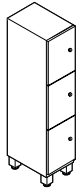
LM models shown with PX pull and CL lock; LL models shown with default no handle, CL lock.

- Select suffix **(LN)** for left hand / **(RN)** for right hand opening with levelers (flush base).
- Select suffix **(L4)** for left hand / **(R4)** for right hand opening with **4" elevated base**.
- 12" or 18" wide lockers to be ganged or anchored for compliance with ANSI/BIFMA X5.6 storage standards.

ONE COLUMN LOCKERS, THREE ROWS



Metal doors, flush base



Laminate doors, elevated base

Left hand shown

One Column Locker, Three Rows - 53"H

Metal case with metal doors

LM1253S13LN / RN	12 x 18 x 52.95	93	8.9	\$1618
LM1253S13L4 / R4	12 x 18 x 56.95	93	8.9	\$1803

Metal case with laminate doors

LL1253S13LN / RN	12 x 18 x 52.95	88	8.9	\$1835
LL1253S13L4 / R4	12 x 18 x 56.95	88	8.9	\$2020

LM models shown with PX pull and CL lock; LL models shown with default no handle, CL lock.

- Select suffix **(LN)** for left hand / **(RN)** for right hand opening with levelers (flush base).
- Select suffix **(L4)** for left hand / **(R4)** for right hand opening with **4" elevated base**.
- 12" wide lockers to be ganged or anchored for compliance with ANSI/BIFMA X5.6 storage standards.

Required specifications

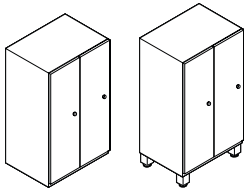
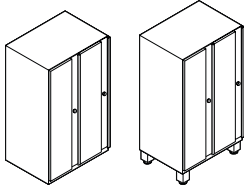
Case finish (paint)
Door front finish (paint or laminate)

Optional specifications

Locks Pulls
Interior options Ganging
Ventilation (LM models only)
Mail slot (LM models only)

Refer to specification options on page 44 for applicable options and upcharges.
When ordering keyless, keypad lock style be sure to order programming and manager keys (see note 2 on page 44 for more information)

TWO COLUMN LOCKERS, ONE ROW



Left hand shown

Two Column Locker, One Row - 40"H

MODEL # DIMENSIONS WT/LB. CUBIC FT. LIST PRICE

W x D x H

Metal case with metal doors, flush base

LM2440S21LN / RN	24 x 18 x 40.5	114	12.6	\$1770
LM3040S21LN / RN	30 x 18 x 40.5	126	15.6	\$1878
LM2440D21LN / RN	24 x 24 x 40.5	137	16.4	\$1968
LM3040D21LN / RN	30 x 24 x 40.5	149	20.2	\$2082

Metal case with metal doors, elevated base

LM2440S21L4 / R4	24 x 18 x 44.5	114	12.6	\$1956
LM3040S21L4 / R4	30 x 18 x 44.5	126	15.6	\$2064
LM2440D21L4 / R4	24 x 24 x 44.5	137	16.4	\$2154
LM3040D21L4 / R4	30 x 24 x 44.5	149	20.2	\$2267

Metal case with laminate doors, flush base

LL2440S21LN / RN	24 x 18 x 40.5	106	12.6	\$1950
LL3040S21LN / RN	30 x 18 x 40.5	117	15.6	\$2048
LL2440D21LN / RN	24 x 24 x 40.5	129	16.4	\$2148
LL3040D21LN / RN	30 x 24 x 40.5	140	20.2	\$2253

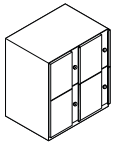
Metal case with laminate doors, elevated base

LL2440S21L4 / R4	24 x 18 x 44.5	106	12.6	\$2136
LL3040S21L4 / R4	30 x 18 x 44.5	117	15.6	\$2235
LL2440D21L4 / R4	24 x 24 x 44.5	129	16.4	\$2333
LL3040D21L4 / R4	30 x 24 x 44.5	140	20.2	\$2441

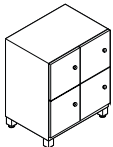
LM models shown with PX pull and CL lock; LL models shown with default no handle, CL lock.

- Select suffix **(LN)** for left hand / **(RN)** for right hand opening with levelers (flush base).
- Select suffix **(L4)** for left hand / **(R4)** for right hand opening with **4" elevated base**.

TWO COLUMN LOCKERS, TWO ROWS



Metal doors, flush base
Left hand shown



Laminate doors, elevated base
Left hand shown

Two Column Locker, Two Rows - 27"H

Metal case with metal doors

LM2427S22LN / RN	24 x 18 x 27.15	88	8.7	\$1807
LM2427S22L4 / R4	24 x 18 x 31.15	88	8.7	\$1994

Metal case with laminate doors

LL2427S22LN / RN	24 x 18 x 27.15	82	8.7	\$2064
LL2427S22L4 / R4	24 x 18 x 31.15	82	8.7	\$2250

LM models shown with PX pull and CL lock; LL models shown with default no handle, CL lock.

- Select suffix **(LN)** for left hand / **(RN)** for right hand opening with levelers (flush base).
- Select suffix **(L4)** for left hand / **(R4)** for right hand opening with **4" elevated base**.

Required specifications

Case finish (paint)
Door front finish (paint or laminate)

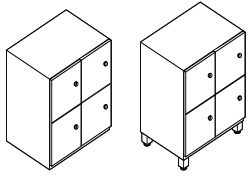
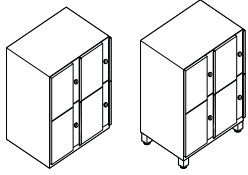
Optional specifications

Locks Pulls
Interior options Ganging
Ventilation (LM models only)
Mail slot (LM models only)

Refer to specification options on page 44 for applicable options and upcharges.
When ordering keyless, keypad lock style be sure to order programming and manager keys (see note 2 on page 44 for more information)

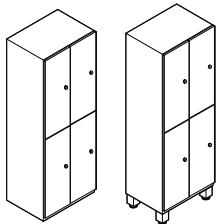
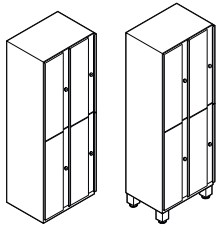
P 1200 PERSONAL LOCKERS

TWO COLUMN LOCKERS, TWO ROWS



Left hand shown

Two Column Locker, Two Rows - 40"H



Left hand shown

Two Column Locker, Two Rows - 66"H

MODEL #	DIMENSIONS	WT/LB.	CUBIC FT.	LIST PRICE
---------	------------	--------	-----------	------------

W x D x H

Metal case with metal doors, flush base

LM2440S22LN / RN	24 x 18 x 40.5	119	12.6	\$2083
LM3040S22LN / RN	30 x 18 x 40.5	134	15.6	\$2195
LM2440D22LN / RN	24 x 24 x 40.5	143	16.4	\$2296
LM3040D22LN / RN	30 x 24 x 40.5	159	20.2	\$2416

Metal case with metal doors, elevated base

LM2440S22L4 / R4	24 x 18 x 44.5	119	12.6	\$2270
LM3040S22L4 / R4	30 x 18 x 44.5	134	15.6	\$2382
LM2440D22L4 / R4	24 x 24 x 44.5	143	16.4	\$2482
LM3040D22L4 / R4	30 x 24 x 44.5	159	20.2	\$2600

Metal case with laminate doors, flush base

LL2440S22LN / RN	24 x 18 x 40.5	109	12.6	\$2432
LL3040S22LN / RN	30 x 18 x 40.5	125	15.6	\$2629
LL2440D22LN / RN	24 x 24 x 40.5	133	16.4	\$2666
LL3040D22LN / RN	30 x 24 x 40.5	151	20.2	\$2872

Metal case with laminate doors, elevated base

LL2440S22L4 / R4	24 x 18 x 44.5	109	12.6	\$2618
LL3040S22L4 / R4	30 x 18 x 44.5	125	15.6	\$2816
LL2440D22L4 / R4	24 x 24 x 44.5	133	16.4	\$2853
LL3040D22L4 / R4	30 x 24 x 44.5	151	20.2	\$3058

LM models shown with PX pull and CL lock; LL models shown with default no handle, CL lock.

- Select suffix **(LN)** for left hand / **(RN)** for right hand opening with levelers (flush base).
- Select suffix **(L4)** for left hand / **(R4)** for right hand opening with 4" elevated base.

Metal case with metal doors, flush base

LM2466S22LN / RN	24 x 18 x 65.85	181	20.5	\$2681
LM3666S22LN / RN	36 x 18 x 65.85	220	29.9	\$3025
LM2466D22LN / RN	24 x 24 x 65.85	216	26.6	\$3113

Metal case with metal doors, elevated base

LM2466S22L4 / R4	24 x 18 x 69.85	181	20.5	\$2867
LM3666S22L4 / RN	36 x 18 x 69.85	220	29.9	\$3211
LM2466D22L4 / R4	24 x 24 x 69.85	216	26.6	\$3299

Metal case with laminate doors, flush base

LL2466S22LN / RN	24 x 18 x 65.85	169	20.5	\$3080
LL3666S22LN / RN	36 x 18 x 65.85	189	29.9	\$3255
LL2466D22LN / RN	24 x 24 x 65.85	204	26.6	\$3396

Metal case with laminate doors, elevated base

LL2466S22L4 / R4	24 x 18 x 69.85	169	20.5	\$3266
LL3666S22L4 / R4	36 x 18 x 69.85	189	29.9	\$3441
LL2466D22L4 / R4	24 x 24 x 69.85	204	26.6	\$3581

LM models shown with PX pull and CL lock; LL models shown with default no handle, CL lock.

- Select suffix **(LN)** for left hand / **(RN)** for right hand opening with levelers (flush base).
- Select suffix **(L4)** for left hand / **(R4)** for right hand opening with 4" elevated base.

Required specifications

Case finish (paint)
Door front finish (paint or laminate)

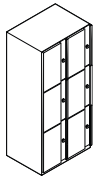
Optional specifications

Locks
Interior options
Ventilation (LM models only)
Mail slot (LM models only)

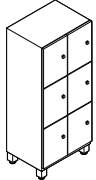
Pulls
Ganging

Refer to specification options on page 44 for applicable options and upcharges.
When ordering keyless, keypad lock style be sure to order programming and manager keys (see note 2 on page 44 for more information)

TWO COLUMN LOCKERS, THREE ROWS

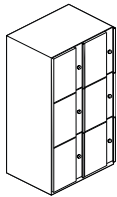


Metal doors, flush base
Left hand shown

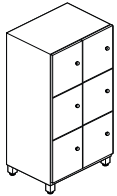


Laminate doors, elevated base
Left hand shown

Two Column Locker, Three Rows - 53"H



Metal doors, flush base
Left hand shown



Laminate doors, elevated base
Left hand shown

Two Column Locker, Three Rows - 66"H

MODEL #	DIMENSIONS	WT/LB.	CUBIC FT.	LIST PRICE
---------	------------	--------	-----------	------------

W x D x H

Metal case with metal doors

LM2453S23LN / RN	24 x 18 x 52.95	157	16.6	\$2703
LM2453S23L4 / R4	24 x 18 x 56.95	157	16.6	\$2890

Metal case with laminate doors

LL2453S23LN / RN	24 x 18 x 52.95	145	16.6	\$3136
LL2453S23L4 / R4	24 x 18 x 56.95	145	16.6	\$3323

LM models shown with PX pull and CL lock; LL models shown with default no handle, CL lock.

- Select suffix **(LN)** for left hand / **(RN)** for right hand opening with levelers (flush base).
- Select suffix **(L4)** for left hand / **(R4)** for right hand opening with 4" elevated base.

Metal case with metal doors

LM3666S23LN / RN	36 x 18 x 65.85	212	29.9	\$3355
LM3666S23L4 / R4	36 x 18 x 69.85	212	29.9	\$3542

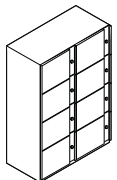
Metal case with laminate doors

LL3666S23LN / RN	36 x 18 x 65.85	211	29.9	\$3762
LL3666S23L4 / R4	36 x 18 x 69.85	211	29.9	\$3949

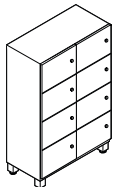
LM models shown with PX pull and CL lock; LL models shown with default no handle, CL lock.

- Select suffix **(LN)** for left hand / **(RN)** for right hand opening with levelers (flush base).
- Select suffix **(L4)** for left hand / **(R4)** for right hand opening with 4" elevated base.

TWO COLUMN LOCKERS, FOUR ROWS



Metal doors, flush base
Left hand shown



Laminate doors, elevated base
Left hand shown

Two Column Locker, Four Rows - 53"H

Metal case with metal doors

LM3653S24LN / RN	36 x 18 x 52.95	211	24.2	\$3388
LM3653S24L4 / R4	36 x 18 x 56.95	211	24.2	\$3573

Metal case with laminate doors

LL3653S24LN / RN	36 x 18 x 52.95	196	24.2	\$4278
LL3653S24L4 / R4	36 x 18 x 56.95	196	24.2	\$4464

LM models shown with PX pull and CL lock; LL models shown with default no handle, CL lock.

- Select suffix **(LN)** for left hand / **(RN)** for right hand opening with levelers (flush base).
- Select suffix **(L4)** for left hand / **(R4)** for right hand opening with 4" elevated base.

Required specifications

Case finish (paint)
Door front finish (paint or laminate)

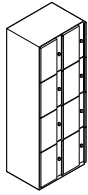
Optional specifications

Locks Pulls
Interior options Ganging
Ventilation (LM models only)
Mail slot (LM models only)

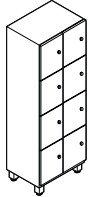
Refer to specification options on page 44 for applicable options and upcharges.
When ordering keyless, keypad lock style be sure to order programming and manager keys (see note 2 on page 44 for more information)

P 1200 PERSONAL LOCKERS

TWO COLUMN LOCKERS, FOUR ROWS



Metal doors, flush base
Left hand shown



Laminate doors, elevated base
Left hand shown

Two Column Locker, Four Rows - 66"H

MODEL #	DIMENSIONS	WT/LB.	CUBIC FT.	LIST PRICE
---------	------------	--------	-----------	------------

W x D x H

Metal case with metal doors

LM2466S24LN / RN	24 x 18 x 65.85	192	20.5	\$3334
LM2466S24L4 / R4	24 x 18 x 69.85	192	20.5	\$3520

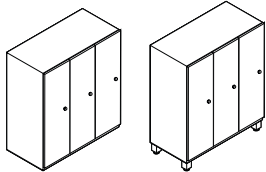
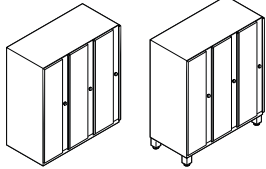
Metal case with laminate doors

LL2466S24LN / RN	24 x 18 x 65.85	179	20.5	\$3821
LL2466S24L4 / R4	24 x 18 x 69.85	179	20.5	\$4007

LM models shown with PX pull and CL lock; LL models shown with default no handle, CL lock.

- Select suffix **(LN)** for left hand / **(RN)** for right hand opening with levelers (flush base).
- Select suffix **(L4)** for left hand / **(R4)** for right hand opening with **4" elevated base**.

THREE COLUMN LOCKERS, ONE ROW



Left hand shown

Three Column Locker, One Row - 40"H

Metal case with metal doors, flush base

LM3640S31LN / RN	36 x 18 x 40.5	161	18.5	\$2430
LM3640D31LN / RN	36 x 24 x 40.5	192	24	\$2688

Metal case with metal doors, elevated base

LM3640S31L4 / R4	36 x 18 x 44.5	161	18.5	\$2615
LM3640D31L4 / R4	36 x 24 x 44.5	192	24	\$2875

Metal case with laminate doors, flush base

LL3640S31LN / RN	36 x 18 x 40.5	134	18.5	\$2699
LL3640D31LN / RN	36 x 24 x 40.5	165	24	\$2960

Metal case with laminate doors, elevated base

LL3640S31L4 / R4	36 x 18 x 44.5	134	18.5	\$2884
LL3640D31L4 / R4	36 x 24 x 44.5	165	24	\$3145

LM models shown with PX pull and CL lock; LL models shown with default no handle, CL lock.

- Select suffix **(LN)** for left hand / **(RN)** for right hand opening with levelers (flush base).
- Select suffix **(L4)** for left hand / **(R4)** for right hand opening with **4" elevated base**.

Required specifications

Case finish (paint)
Door front finish (paint or laminate)

Optional specifications

Locks
Interior options
Ventilation (LM models only)
Mail slot (LM models only)

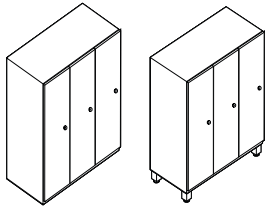
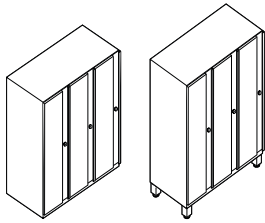
Pulls
Ganging

Refer to specification options on page 44 for applicable options and upcharges.
When ordering keyless, keypad lock style be sure to order programming and manager keys (see note 2 on page 44 for more information)

THREE COLUMN LOCKERS, ONE ROW

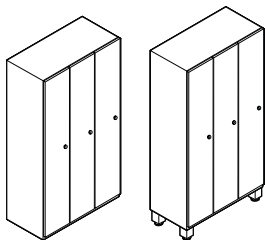
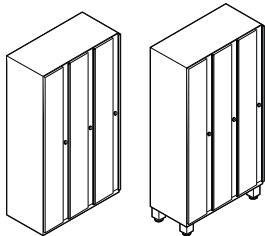
MODEL # DIMENSIONS WT/LB. CUBIC FT. LIST PRICE

W x D x H



Left hand shown

Three Column Locker, One Row - 53"H



Left hand shown

Three Column Locker, One Row - 66"H

Metal case with metal doors, flush base

LM3653S31LN / RN	36 x 18 x 52.95	203	24.2	\$2878
LM3653D31LN / RN	36 x 24 x 52.95	240	31.4	\$3216

Metal case with metal doors, elevated base

LM3653S31L4 / R4	36 x 18 x 56.95	203	24.2	\$3064
LM3653D31L4 / R4	36 x 24 x 56.95	240	31.4	\$3402

Metal case with laminate doors, flush base

LL3653S31LN / RN	36 x 18 x 52.95	188	24.2	\$3400
LL3653D31LN / RN	36 x 24 x 52.95	226	31.4	\$3739

Metal case with laminate doors, elevated base

LL3653S31L4 / R4	36 x 18 x 56.95	188	24.2	\$3586
LL3653D31L4 / R4	36 x 24 x 56.95	226	31.4	\$3925

LM models shown with PX pull and CL lock; LL models shown with default no handle, CL lock.

- Select suffix **(LN)** for left hand / **(RN)** for right hand opening with levelers (flush base).
- Select suffix **(L4)** for left hand / **(R4)** for right hand opening with 4" elevated base.

Metal case with metal doors, flush base

LM3666S31LN / RN	36 x 18 x 65.85	246	29.9	\$3293
LM3666D31LN / RN	36 x 24 x 65.85	291	38.9	\$3698

Metal case with metal doors, elevated base

LM3666S31L4 / R4	36 x 18 x 69.85	246	29.9	\$3479
LM3666D31L4 / R4	36 x 24 x 69.85	291	38.9	\$3884

Metal case with laminate doors, flush base

LL3666S31LN / RN	36 x 18 x 65.85	229	29.9	\$3759
LL3666D31LN / RN	36 x 24 x 65.85	274	38.9	\$4162

Metal case with laminate doors, elevated base

LL3666S31L4 / R4	36 x 18 x 69.85	229	29.9	\$3944
LL3666D31L4 / R4	36 x 24 x 69.85	274	38.9	\$4348

LM models shown with PX pull and CL lock; LL models shown with default no handle, CL lock.

- Select suffix **(LN)** for left hand / **(RN)** for right hand opening with levelers (flush base).
- Select suffix **(L4)** for left hand / **(R4)** for right hand opening with 4" elevated base.

Required specifications

Case finish (paint)
Door front finish (paint or laminate)

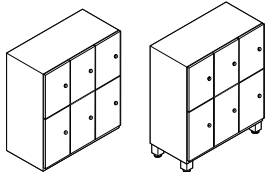
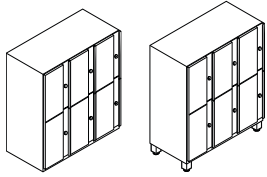
Optional specifications

Locks Pulls
Interior options Ganging
Ventilation (LM models only)
Mail slot (LM models only)

Refer to specification options on page 44 for applicable options and upcharges.
When ordering keyless, keypad lock style be sure to order programming and manager keys (see note 2 on page 44 for more information)

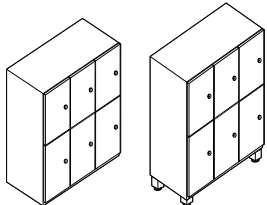
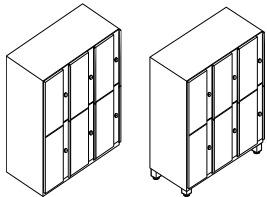
P 1200 PERSONAL LOCKERS

THREE COLUMN LOCKERS, TWO ROWS



Left hand shown

Three Column Locker, Two Rows - 40"H



Left hand shown

Three Column Locker, Two Rows - 53"H

MODEL #	DIMENSIONS	WT/LB.	CUBIC FT.	LIST PRICE
---------	------------	--------	-----------	------------

W x D x H

Metal case with metal doors, flush base

LM3640S32LN / RN	36 x 18 x 40.5	169	18.5	\$2900
LM3640D32LN / RN	36 x 24 x 40.5	202	24	\$3181

Metal case with metal doors, elevated base

LM3640S32L4 / R4	36 x 18 x 44.5	169	18.5	\$3086
LM3640D32L4 / R4	36 x 24 x 44.5	202	24	\$3367

Metal case with laminate doors, flush base

LL3640S32LN / RN	36 x 18 x 40.5	157	18.5	\$3422
LL3640D32LN / RN	36 x 24 x 40.5	190	24	\$3739

Metal case with laminate doors, elevated base

LL3640S32L4 / R4	36 x 18 x 44.5	157	18.5	\$3608
LL3640D32L4 / R4	36 x 24 x 44.5	190	24	\$3927

LM models shown with PX pull and CL lock; LL models shown with default no handle, CL lock.

- Select suffix **(LN)** for left hand / **(RN)** for right hand opening with levelers (flush base).
- Select suffix **(L4)** for left hand / **(R4)** for right hand opening with **4" elevated base**.

Metal case with metal doors, flush base

LM3653S32LN / RN	36 x 18 x 52.95	211	24.2	\$3308
LM3653D32LN / RN	36 x 24 x 52.95	251	31.4	\$3666

Metal case with metal doors, elevated base

LM3653S32L4 / R4	36 x 18 x 56.95	211	24.2	\$3494
LM3653D32L4 / R4	36 x 24 x 56.95	251	31.4	\$3852

Metal case with laminate doors, flush base

LL3653S32LN / RN	36 x 18 x 52.95	196	24.2	\$3791
LL3653D32LN / RN	36 x 24 x 52.95	236	31.4	\$4150

Metal case with laminate doors, elevated base

LL3653S32L4 / R4	36 x 18 x 56.95	196	24.2	\$3978
LL3653D32L4 / R4	36 x 24 x 56.95	236	31.4	\$4335

LM models shown with PX pull and CL lock; LL models shown with default no handle, CL lock.

- Select suffix **(LN)** for left hand / **(RN)** for right hand opening with levelers (flush base).
- Select suffix **(L4)** for left hand / **(R4)** for right hand opening with **4" elevated base**.

Required specifications

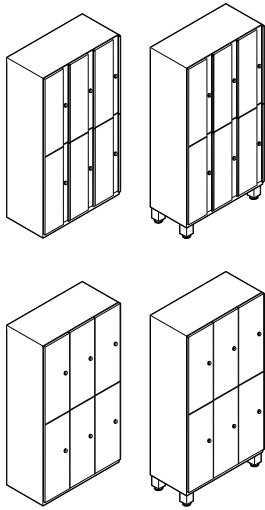
Case finish (paint)
Door front finish (paint or laminate)

Optional specifications

Locks
Interior options
Ventilation (LM models only)
Mail slot (LM models only)
Pulls
Ganging

Refer to specification options on page 44 for applicable options and upcharges.
When ordering keyless, keypad lock style be sure to order programming and manager keys (see note 2 on page 44 for more information)

THREE COLUMN LOCKERS, TWO ROWS



Left hand shown

Three Column Locker, Two Rows - 66"H

MODEL #	DIMENSIONS	WT/LB.	CUBIC FT.	LIST PRICE
---------	------------	--------	-----------	------------

W x D x H

Metal case with metal doors, flush base

LM3666S32LN / RN	36 x 18 x 65.85	259	29.9	\$3733
LM3666D32LN / RN	36 x 24 x 65.85	317	38.9	\$4160

Metal case with metal doors, elevated base

LM3666S32L4 / R4	36 x 18 x 69.85	259	29.9	\$3920
LM3666D32L4 / R4	36 x 24 x 69.85	317	38.9	\$4346

Metal case with laminate doors, flush base

LL3666S32LN / RN	36 x 18 x 65.85	240	29.9	\$4333
LL3666D32LN / RN	36 x 24 x 65.85	298	38.9	\$4760

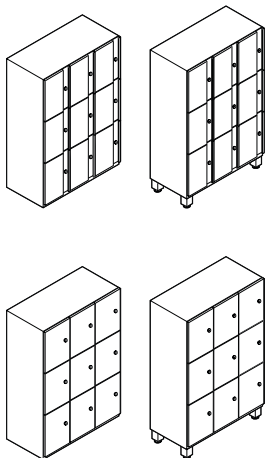
Metal case with laminate doors, elevated base

LL3666S32L4 / R4	36 x 18 x 69.85	240	29.9	\$4521
LL3666D32L4 / R4	36 x 24 x 69.85	298	38.9	\$4946

LM models shown with PX pull and CL lock; LL models shown with default no handle, CL lock.

- Select suffix **(LN)** for left hand / **(RN)** for right hand opening with levelers (flush base).
- Select suffix **(L4)** for left hand / **(R4)** for right hand opening with 4" elevated base.

THREE COLUMN LOCKERS, THREE ROWS



Left hand shown

Three Column Locker, Three Rows - 53"H

Metal case with metal doors, flush base

LM3653S33LN / RN	36 x 18 x 52.95	220	24.2	\$3798
LM3653D33LN / RN	36 x 24 x 52.95	262	31.4	\$4179

Metal case with metal doors, elevated base

LM3653S33L4 / R4	36 x 18 x 56.95	220	24.2	\$3984
LM3653D33L4 / R4	36 x 24 x 56.95	262	31.4	\$4365

Metal case with laminate doors, flush base

LL3653S33LN / RN	36 x 18 x 52.95	203	24.2	\$4448
LL3653D33LN / RN	36 x 24 x 52.95	245	31.4	\$4828

Metal case with laminate doors, elevated base

LL3653S33L4 / R4	36 x 18 x 56.95	203	24.2	\$4633
LL3653D33L4 / R4	36 x 24 x 56.95	245	31.4	\$5014

LM models shown with PX pull and CL lock; LL models shown with default no handle, CL lock.

- Select suffix **(LN)** for left hand / **(RN)** for right hand opening with levelers (flush base).
- Select suffix **(L4)** for left hand / **(R4)** for right hand opening with 4" elevated base.

Required specifications

Case finish (paint)
Door front finish (paint or laminate)

Optional specifications


Locks Pulls
Interior options Ganging
Ventilation (LM models only)
Mail slot (LM models only)

Refer to specification options on page 44 for applicable options and upcharges.

When ordering keyless, keypad lock style be sure to order programming and manager keys (see note 2 on page 44 for more information)

P 1200 PERSONAL LOCKERS

THREE COLUMN LOCKERS, THREE ROWS



Left hand shown

Three Column Locker, Three Rows - 66"H

KEY#	SETS REQUIRED
401	
402	
403	
404	
405	

Keylist

MODEL #	DIMENSIONS	WT/LB.	CUBIC FT.	LIST PRICE
---------	------------	--------	-----------	------------

W x D x H

Metal case with metal doors, flush base

LM3666S33LN / RN	36 x 18 x 65.85	267	29.9	\$4198
LM3666D33LN / RN	36 x 24 x 65.85	317	38.9	\$4646

Metal case with metal doors, elevated base

LM3666S33L4 / R4	36 x 18 x 69.85	267	29.9	\$4385
LM3666D33L4 / R4	36 x 24 x 69.85	317	38.9	\$4832

Metal case with laminate doors, flush base

LL3666S33LN / RN	36 x 18 x 65.85	247	29.9	\$4843
LL3666D33LN / RN	36 x 24 x 65.85	297	38.9	\$5291

Metal case with laminate doors, elevated base

LL3666S33L4 / R4	36 x 18 x 69.85	247	29.9	\$5030
LL3666D33L4 / R4	36 x 24 x 69.85	297	38.9	\$5477

LM models shown with PX pull and CL lock; LL models shown with default no handle, CL lock.

- Select suffix **(LN)** for left hand / **(RN)** for right hand opening with levelers (flush base).
- Select suffix **(L4)** for left hand / **(R4)** for right hand opening with 4" elevated base.

KEYLIST	- X - X -	-	-	\$0
---------	-----------	---	---	------------

When specific keying information is required with preassigned lock core and key numbers, KEYLIST to be added to order as a no charge line item and accompanied by a completed KEY LIST form found on page 80. Lock cores will be shipped separately, to be installed on site.

Required specifications

Case finish (paint)
Door front finish (paint or laminate)

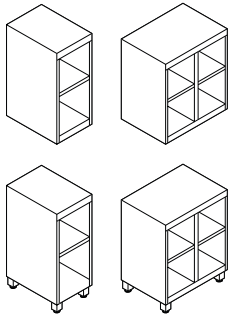
Optional specifications

Locks
Interior options
Ventilation (LM models only)
Mail slot (LM models only)

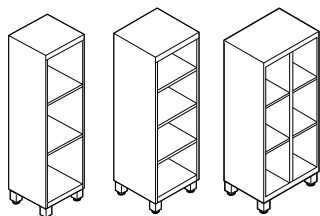

Pulls
Ganging

Refer to specification options on page 44 for applicable options and upcharges.
When ordering keyless, keypad lock style be sure to order programming and manager keys (see note 2 on page 44 for more information)

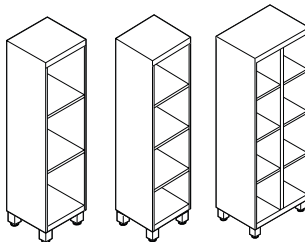

METAL CUBBIES, NO DOORS



Metal Cubby, No Doors - 27"H



Metal Cubby, No Doors - 53"H



Metal Cubby, No Doors - 66"H

MODEL #	DIMENSIONS	WT/LB.	CUBIC FT.	LIST PRICE
---------	------------	--------	-----------	------------

W x D x H

One column, two rows, flush base

LM1227S12NN	12 x 18 x 27.15	44	4.7	\$761
-------------	-----------------	----	-----	-------

Two column, two rows, flush base

LM2427S22NN	24 x 18 x 27.15	71	8.7	\$1133
-------------	-----------------	----	-----	--------

One column, two rows, elevated base

LM1227S12N4	12 x 18 x 31.15	44	4.7	\$948
-------------	-----------------	----	-----	-------

Two column, two rows, elevated base

LM2427S22N4	24 x 18 x 31.15	71	8.7	\$1319
-------------	-----------------	----	-----	--------

- Select suffix **(NN)** for metal cubby with levelers (flush base).
- Select suffix **(N4)** for metal cubby with **4" elevated base**.
- 12" wide cubby style lockers to be ganged or anchored for compliance with ANSI/BIFMA X5.6 storage standards.

One column, three rows, flush base

LM1253S13NN	12 x 18 x 52.95	77	8.9	\$1076
-------------	-----------------	----	-----	--------

One column, four rows, flush base

LM1853S14NN	18 x 18 x 52.95	77	12.7	\$1185
-------------	-----------------	----	------	--------

Two column, three rows, flush base

LM2453S23NN	24 x 18 x 52.95	123	16.6	\$1620
-------------	-----------------	-----	------	--------

One column, three rows, elevated base

LM1253S13N4	12 x 18 x 56.95	77	8.9	\$1262
-------------	-----------------	----	-----	--------

One column, four rows, elevated base

LM1853S14N4	18 x 18 x 56.95	77	12.7	\$1372
-------------	-----------------	----	------	--------

Two column, three rows, elevated base

LM2453S23N4	24 x 18 x 56.95	123	16.6	\$1806
-------------	-----------------	-----	------	--------

- Select suffix **(NN)** for metal cubby with levelers (flush base).
- Select suffix **(N4)** for metal cubby with **4" elevated base**.
- 12" or 18" wide cubby style lockers to be ganged or anchored for compliance with ANSI/BIFMA X5.6 storage standards.

One column, three rows, flush base

LM1866S13NN	18 x 18 x 65.85	72	15.7	\$1290
-------------	-----------------	----	------	--------

One column, four rows, flush base

LM1266S14NN	12 x 18 x 65.85	94	11	\$1255
-------------	-----------------	----	----	--------

Two column, four rows, flush base

LM2466S24NN	24 x 18 x 65.85	151	20.5	\$1915
-------------	-----------------	-----	------	--------

One column, three rows, elevated base

LM1866S13N4	18 x 18 x 69.85	72	15.7	\$1475
-------------	-----------------	----	------	--------

One column, four rows, elevated base

LM1266S14N4	12 x 18 x 69.85	94	11	\$1440
-------------	-----------------	----	----	--------

Two column, four rows, elevated base

LM2466S24N4	24 x 18 x 69.85	151	20.5	\$2101
-------------	-----------------	-----	------	--------

- Select suffix **(NN)** for metal cubby with levelers (flush base).
- Select suffix **(N4)** for metal cubby with **4" elevated base**.
- 12" or 18" wide cubby style lockers to be ganged or anchored for compliance with ANSI/BIFMA X5.6 storage standards.

Required specifications

Case finish (paint)

Optional specifications

Interior options (refer to notes section)

Factory ganging **(BG)**

P 1200 PERSONAL LOCKERS

LOCKER SLOPED TOPS



Locker Sloped Top - 18"D*



Locker Sloped Top - 24"D*

MODEL #	DIMENSIONS	WT/LB.	CUBIC FT.	LIST PRICE
---------	------------	--------	-----------	------------

W x D x H

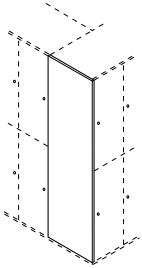
LMST1218	12 x 18 x 0.07-8	7.1	2.23	\$188
LMST1518	15 x 18 x 0.07-8	8.1	2.23	\$195
LMST1818	18 x 18 x 0.07-8	9.15	2.23	\$201
LMST2418	24 x 18 x 0.07-8	11.25	3.68	\$209
LMST3018	30 x 18 x 0.07-8	13.45	3.68	\$220
LMST3618	36 x 18 x 0.07-8	15.5	4.4	\$228

Convert standard flat top locker to sloped top. Metal sloped top prevents items from being stacked on the top of a locker and makes cleaning easy. Mounted flush with the locker case; excluding the door front. Mounting hardware included. Use with LM or LL locker models with corresponding width and depth as the sloped top.

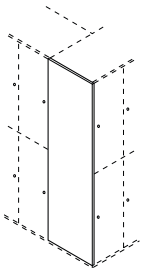
LMST1224	12 x 24 x 0.07-8	9	2.23	\$201
LMST1524	15 x 24 x 0.07-8	10.35	2.23	\$206
LMST1824	18 x 24 x 0.07-8	11.65	2.23	\$217
LMST2424	24 x 24 x 0.07-8	14.2	3.68	\$226
LMST3024	30 x 24 x 0.07-8	16.7	3.68	\$240
LMST3624	36 x 24 x 0.07-8	19.35	4.4	\$256

Convert standard flat top locker to sloped top. Metal sloped top prevents items from being stacked on the top of a locker and makes cleaning easy. Mounted flush with the locker case; excluding the door front. Mounting hardware included. Use with LM or LL locker models with corresponding width and depth as the sloped top.

END OF RUN LAMINATE PANELS



End of Run Laminate Panel - 18"D**



End of Run Laminate Panel - 24"D**

LLERP1827	18 x 0.69 x 25.65	13	0.34	\$154
LLERP1840	18 x 0.69 x 38.55	19.5	0.51	\$231
LLERP1853	18 x 0.69 x 51.45	26	0.67	\$307
LLERP1866	18 x 0.69 x 64.35	32.5	0.84	\$386

To cap the ends of a locker run with a finished laminate panel. To accept panels, lockers at the end of run must be specified with ganging option (BG). Finished laminate panel connects to the side of the locker with the ganging hardware supplied. End of run panels include factory installed inserts for the connection. End of run panel overlaps case to be flushed with laminate door front. Available in all the standard laminates for 1200 series lockers.

LLERP2427	24 x 0.69 x 25.65	17.5	0.45	\$205
LLERP2440	24 x 0.69 x 38.55	26	0.67	\$307
LLERP2453	24 x 0.69 x 51.45	35	0.89	\$411
LLERP2466	24 x 0.69 x 64.35	73	1.11	\$516

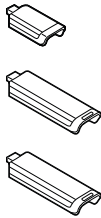
To cap the ends of a locker run with a finished laminate panel. To accept panels, lockers at the end of run must be specified with ganging option (BG). Finished laminate panel connects to the side of the locker with the ganging hardware supplied. End of run panels include factory installed inserts for the connection. End of run panel overlaps case to be flushed with laminate door front. Available in all the standard laminates for 1200 series lockers.

Required specifications

Paint finish*

Laminate finish**

KEYLESS ENTRY, PROGRAM KEYS



Master Key

MODEL #	DIMENSIONS W x D x H	WT/LB.	CUBIC FT.	LIST PRICE
User Key				
LKUSRKEY	1.2 x 0.9 x 2	0.2	0.05	\$277
Manager Key				
LKMGRKEY	1.2 x 0.9 x 4	0.5	0.05	\$365
Programming Key				
LKPRGKEY	1.2 x 0.9 x 4	0.5	0.05	\$427

	User Key	Manager Key ¹	Programming Key ²
Operates the lock, for users unable to use keypad	•	•	•
Overrides user access		•	•
Allows management inspection		•	•
Provides external power		•	•
Programs manager keys to the lock			•
Assigns user credentials ³ (in assigned use functionality)		•	
Sets lock functionality			•

¹ Up to six manager keys may be programmed to each lock.

² One programming key allowed per lock system.

³ Up to 20 user credentials may be assigned to each lock.

WAYFINDING



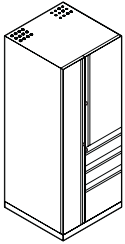
Wayfinding Numbers

WFL50	2 x - x 1	1	0.01	\$444
WFL100	2 x - x 1	1	0.01	\$444
WFL150	2 x - x 1	1	0.01	\$444
WFL200	2 x - x 1	1	0.01	\$444
WFL250	2 x - x 1	1	0.01	\$444

High performance 3M vinyl wayfinding numbers with self-adhesive. To be applied once lockers are installed on user site (application instruction included). Please specify color Black (**BLK**), White (**WHT**) or Silver (**SIL**).
 Number range per set: WFL50 #01-50, WFL100 #51-100, WFL150 #101-150, WFL200 #151-200, WFL250 #201-250.
 Additional ranges available by special request.

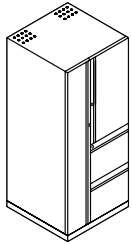
P 1200 PERSONAL TOWERS

1200 - PERSONAL TOWERS



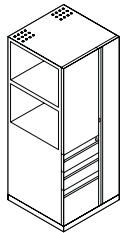
Left shown

Personal Tower - Box/Box/File



Left shown

Personal Tower - File/File*



Right shown

Side Opening Storage Tower - Box/Box/File

MODEL #	DIMENSIONS	WT/LB.	CUBIC FT	LIST PRICE
---------	------------	--------	----------	------------

W x D x H

1224P42TBBFL	24 x 24 x 42	127.4	16.37	\$2424
1224P50TBBFL	24 x 24 x 50	141.9	19.38	\$2446
1224P54TBBFL	24 x 24 x 53.8	148	20.81	\$2460
1224P66TBBFL	24 x 24 x 65.9	174.5	25.36	\$2499
1224P42TBBFR	24 x 24 x 42	127.4	16.37	\$2424
1224P50TBBFR	24 x 24 x 50	141.9	19.38	\$2446
1224P54TBBFR	24 x 24 x 53.8	148	20.81	\$2460
1224P66TBBFR	24 x 24 x 65.9	174.5	25.36	\$2499

- 1224PxxTBBFL models have wardrobe on the **left** and file drawers on the **right**
- 1224PxxTBBFR models have wardrobe on the **right** and file drawers on the **left**

Includes ventilated 24"D wardrobe section, locker compartment and 2 box and 1 file drawer. Pencil tray included in top box drawer. Storage tower has 1 adjustable shelf and 1 fixed shelf. Full height coat storage is 7" wide with ventilation. Tower comes with 3 locks - 1 for the drawers, 1 for the storage door and 1 for the coat locker.

1224P42TFFL	24 x 24 x 42	118	16.37	\$2424
1224P50TFFL	24 x 24 x 50	132.9	19.38	\$2446
1224P54TFFL	24 x 24 x 53.8	139	20.81	\$2460
1224P66TFFL	24 x 24 x 65.9	165	25.36	\$2499
1224P42TFFR	24 x 24 x 42	118.4	16.37	\$2424
1224P50TFFR	24 x 24 x 50	132.9	19.38	\$2446
1224P54TFFR	24 x 24 x 53.8	139	20.81	\$2460
1224P66TFFR	24 x 24 x 65.9	165.5	25.36	\$2499

- 1224PxxTFFL models have wardrobe on the **left** and file drawers on the **right**
- 1224PxxTFFR models have wardrobe on the **right** and file drawers on the **left**

Includes ventilated 24"D wardrobe section, locker compartment and 2 file drawers. Storage tower has 1 adjustable shelf and 1 fixed shelf. Full height coat storage is 7" wide with ventilation. Tower comes with 3 locks - 1 for the drawers, 1 for the storage door and 1 for the coat locker.

1224P50TSOBBFL	24 x 24 x 50	141.8	19.38	\$3194
1224P54TSOBBFL	24 x 24 x 53.8	147.3	20.81	\$3209
1224P66TSOBBFL	24 x 24 x 65.9	171.8	25.36	\$3254
1224P50TSOBBFR	24 x 24 x 50	141.8	19.38	\$3194
1224P54TSOBBFR	24 x 24 x 53.8	147.3	20.81	\$3209
1224P66TSOBBFR	24 x 24 x 65.87	171.8	25.36	\$3254

- 1224PxxTSOBBFL models have wardrobe on the **left** and file drawers on the **right**
- 1224PxxTSOBBFR models have wardrobe on the **right** and file drawers on the **left**

Includes ventilated 24"D wardrobe section and 2 box and 1 file drawers. Pencil tray included in top box drawer. Storage tower has 1 adjustable shelf and 1 fixed shelf. Full height coat storage is 7" wide with ventilation. Tower comes with 2 locks - 1 for the drawers, 1 for the coat locker.

Required specifications

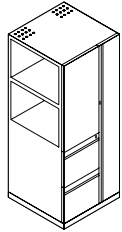
Paint finish

Optional specifications

Key alike/key #

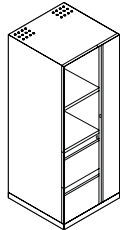
eLock*

1200 - PERSONAL TOWERS



Right shown

Side Opening Storage Tower - File/File



Right shown

Front Opening Storage Tower - File/File

MODEL # DIMENSIONS WT/LB. CUBIC FT. LIST PRICE

W x D x H

1224P50TSOFFL	24 x 24 x 50	132.8	19.38	\$3194
1224P54TSOFFL	24 x 24 x 53.8	138.3	20.81	\$3209
1224P66TSOFFL	24 x 24 x 65.9	162.8	25.36	\$3254
1224P50TSOFFR	24 x 24 x 50	132.8	19.38	\$3194
1224P54TSOFFR	24 x 24 x 53.8	138.3	20.81	\$3209
1224P66TSOFFR	24 x 24 x 65.9	162.8	25.36	\$3254

- 1224PxxTSOFFL models have wardrobe on the **left** and file drawers on the **right**
- 1224PxxTSOFFR models have wardrobe on the **right** and file drawers on the **left**

Includes ventilated 24"D wardrobe section and 2 file drawers. Storage tower has 1 adjustable shelf and 1 fixed shelf. Full height coat storage is 7" wide with ventilation. Tower comes with 2 locks - 1 for the drawers, 1 for the coat locker.

1224P50TOFFL	24 x 24 x 50	128.3	19.38	\$2373
1224P54TOFFL	24 x 24 x 53.8	133.7	20.81	\$2387
1224P66TOFFL	24 x 24 x 65.9	153.2	25.36	\$2424
1224P50TOFFR	24 x 24 x 50	128.3	19.38	\$2373
1224P54TOFFR	24 x 24 x 53.8	133.7	20.81	\$2387
1224P66TOFFR	24 x 24 x 65.9	153.2	25.36	\$2424

- 1224PxxTOFFL models have wardrobe on the **left** and file drawers on the **right**
- 1224PxxTOFFR models have wardrobe on the **right** and file drawers on the **left**

Includes ventilated 24"D wardrobe section and 2 file drawers. Storage tower has 1 adjustable shelf and 1 fixed shelf. Full height coat storage is 7" wide with ventilation. Tower comes with 2 locks - 1 for the drawers, 1 for the coat locker.

Required specifications

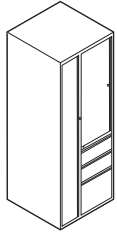
Paint finish

Optional specifications


Key alike/key # or eLock

P 9300P PERSONAL TOWERS


9300P - PERSONAL TOWERS



Personal Tower - 2 Box/1 File Drawers



Personal Tower - 2 Box/2 File Drawers



Personal Tower - 2 File Drawers



Personal Tower - 3 File Drawers

MODEL #	DIMENSIONS	WT/LB.	CUBIC FT.	LIST PRICE
---------	------------	--------	-----------	------------

W x D x H

93PT-2BFL	24 x 24 x 65.25	166	26	\$2648
93PT-2BFR	24 x 24 x 65.25	166	26	\$2648

- Model 93PT-2BFL has wardrobe section on the left and file drawers on the right.
- Model 93PT-2BFR has wardrobe section on the right and file drawers on the left.

Full looped pulls on all drawers. Includes ventilated 24"D wardrobe section, locker compartment, two box and one file drawers. Locker compartment includes two shelves. Three locks keyed alike. Shipped assembled in 1 carton.

93PT2B2FL	24 x 24 x 65.25	176	26	\$2648
93PT2B2FR	24 x 24 x 65.25	176	26	\$2648

- Model 93PT2B2FL has wardrobe section on the left and file drawers on the right.
- Model 93PT2B2FR has wardrobe section on the right and file drawers on the left.

Full looped pulls on all drawers. Includes ventilated 24"D wardrobe section, locker compartment, two box and two file drawers. Locker compartment includes two shelves. Three locks keyed alike. Shipped assembled in 1 carton.

93PT-2FL	24 x 24 x 65.25	163	26	\$2648
93PT-2FR	24 x 24 x 65.25	163	26	\$2648

- Model 93PT-2FL has wardrobe section on the left and file drawers on the right.
- Model 93PT-2FR has wardrobe section on the right and file drawers on the left.

Full looped pulls on all drawers. Includes ventilated 24"D wardrobe section, locker compartment and two file drawers. Locker compartment includes two shelves. Three locks keyed alike. Shipped assembled in 1 carton.

93PT-3FL	24 x 24 x 65.25	173	26	\$2648
93PT-3FR	24 x 24 x 65.25	173	26	\$2648

- Model 93PT-3FL has wardrobe section on the left and file drawers on the right.
- Model 93PT-3FR has wardrobe section on the right and file drawers on the left.

Full looped pulls on all drawers. Includes ventilated 24"D wardrobe section, locker compartment and three file drawers. Locker compartment includes two shelves. Three locks keyed alike. Shipped assembled in 1 carton.

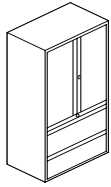
Required specifications

Paint finish

Optional specifications

Key alike/key #*

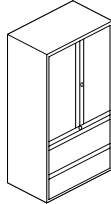
1200 - MULTI-STOR CABINETS



Multi-Stor Cabinet, 50" H

MODEL #	DIMENSIONS W x D x H	WT/LB.	CUBIC FT.	LIST PRICE
1230P50M2SFF	30 x 18 x 50	120	18.31	\$2296
1236P50M2SFF	36 x 18 x 50	142	21.79	\$2582
1242P50M2SFF	42 x 18 x 50	150	25.28	\$2783

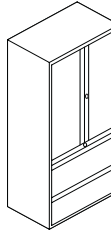
All purpose storage unit with hinged doors, one adjustable shelf and two lateral file drawers. Locking.



Multi-Stor Cabinet, 53.75" H

1230P54M2SFF	30 x 18 x 53.75	150	19.64	\$2321
1236P54M2SFF	36 x 18 x 53.75	158	23.38	\$2395
1242P54M2SFF	42 x 18 x 53.75	168	27.12	\$2543

All purpose storage unit with hinged doors, one adjustable shelf and two lateral file drawers. Locking.



Multi-Stor Cabinet, 65.87" H

1230P66M3SFF	30 x 18 x 65.87	228	23.95	\$2955
1236P66M3SFF	36 x 18 x 65.87	258	28.51	\$2991
1242P66M3SFF	42 x 18 x 65.87	265	33.07	\$3143

All purpose storage unit with hinged doors, two adjustable shelves and two lateral file drawers. Locking.

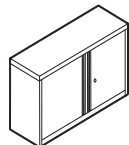


Multi-Stor Cabinet, 65.87" H

1230P66M2SFFF	30 x 18 x 65.87	230	23.95	\$2955
1236P66M2SFFF	36 x 18 x 65.87	250	28.5	\$3106
1242P66M2SFFF	42 x 18 x 65.87	280	33.07	\$3257

All purpose storage unit with hinged doors, one adjustable shelf and three lateral file drawers. Locking.

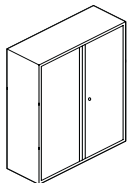
1200 - STORAGE CABINETS



Storage Cabinet - 2 high

1230P2SWS	30 x 18 x 27.75	152	10.4	\$1124
1236P2SWS	36 x 18 x 27.75	175	12.38	\$1159
1242P2SWS	42 x 18 x 27.75	198	14.36	\$1234

One fixed and one adjustable shelf. **Worksurface supporting.** Locking.



Storage Cabinet - 3 high

1230P3S	30 x 18 x 40.5	152	14.93	\$1459
1236P3S	36 x 18 x 40.5	175	17.77	\$1497

One fixed and two adjustable shelves. Locking.

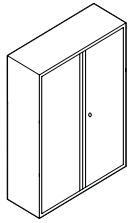
Required specifications
Paint finish

Optional specifications
Counterweight
Key alike/key #
Electronic lock (storage cabinets)

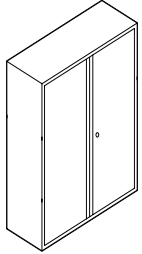
Accessories
Front-to-back file bars
Plate dividers

S 1200 STORAGE CABINETS

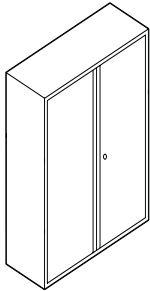
1200 - STORAGE CABINETS



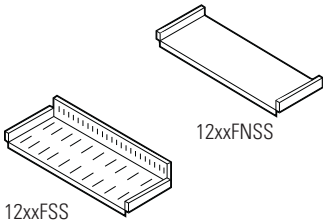
Storage Cabinet - 4 high*



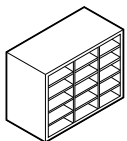
Storage Cabinet - 5 high*



Storage Cabinet - 6 high*



Additional Shelf



Max-Stor™ Module

MODEL #	DIMENSIONS W x D x H	WT/LB.	CUBIC FT.	LIST PRICE
1230P4S	30 x 18 x 53.75	152	19.64	\$1794
1236P4S	36 x 18 x 53.75	175	23.38	\$1872

One fixed and three adjustable shelves. Locking.

1230P5S	30 x 18 x 65.87	152	23.95	\$2057
1236P5S	36 x 18 x 65.87	175	28.51	\$2133
1242P5S	42 x 18 x 65.87	198	33.07	\$2243

One fixed and four adjustable shelves. Locking.

1230P6S	30 x 18 x 77.87	174	28.22	\$2694
1236P6S	36 x 18 x 77.87	195	33.59	\$2769
1242P6S	42 x 18 x 77.87	220	38.96	\$2881

One fixed and five adjustable shelves. Locking.

1230FNSS	30 x 16 x -	6	0.1	\$180
1236FNSS	36 x 16 x -	7	0.1	\$216
1242FNSS	42 x 16 x -	8	0.1	\$252
1230FSS	30 x 16 x -	9	0.1	\$290
1236FSS	36 x 16 x -	11	0.1	\$371
1242FSS	42 x 16 x -	13	0.1	\$451

For 1200 Series storage cabinets. Includes brackets.

- **12xxFNSS** - full width non-slotted shelf.
- **12xxFSS** - full width slotted shelf.

MS-3624	34.25 x 14.5 x 24	50	8.67	\$851
---------	-------------------	----	------	--------------

Three vertical sections with nine adjustable and three fixed trays (located in the center of cabinet). Can be freestanding or installed in 36"W storage cabinets on a full width, non-slotted shelf. For 1200 Series storage cabinets. Shipped assembled in 1 carton.

Required specifications

Paint finish

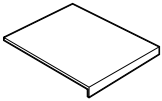
Optional specifications

Counterweight*
Key alike/key #*
Electronic lock (storage cabinets)

Accessories

Front-to-back file bars*
Plate dividers*

1200 - STORAGE CABINETS **MODEL #** **DIMENSIONS** **WT/LB.** **CUBIC FT.** **LIST PRICE**



Max-Stor™ Tray

W x D x H					
MST-18	11.18 x 14.5 x 0.75	20	4	\$262	

Additional package of twelve trays for Max-Stor™ module.

9300 - STORAGE CABINETS



Two Door Storage Cabinet - 27.125" H*

9336-2S1	36 x 18 x 27.12	61	14	\$613	
----------	-----------------	----	----	--------------	--

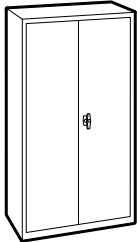
One full width, **fixed**, non-slotted shelf. Lock and leveling glides standard. **Matches lateral file case dimensions.** Shipped assembled in 1 carton.
 • All shelves were tested to hold up to 120 lbs. evenly distributed.



Two Door Storage Cabinet - 42" H*

9336-S42L	36 x 18 x 42	89	20	\$571	
-----------	--------------	----	----	--------------	--

One fixed and one adjustable shelf. Lock and leveling glides standard. Shipped assembled in 1 carton.
 • All shelves were tested to hold up to 120 lbs. evenly distributed.



Two Door Storage Cabinet - 72" H*

9336-S72L	36 x 18 x 72	138	36	\$771	
-----------	--------------	-----	----	--------------	--

One fixed and three adjustable shelves. Lock and leveling glides standard. Shipped assembled in 1 carton.
 • All shelves were tested to hold up to 120 lbs. evenly distributed.



Two Door Storage Cabinet - 42" H*

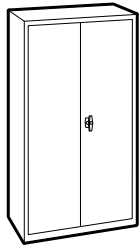
93CG-S42L	36 x 18 x 42	110	20	\$950	
-----------	--------------	-----	----	--------------	--

One fixed and two adjustable shelves. Two point locking doors. Shipped assembled in 1 carton.
 • CGSB approved.
 • All shelves were tested to hold up to 120 lbs. evenly distributed.

Required specifications	Optional specifications
Paint finish	Key alike/key #*

S 9300 / 9300P STORAGE CABINETS

9300 - STORAGE CABINETS



Two Door Storage Cabinet - 72"H



Additional Shelf

MODEL #	DIMENSIONS W x D x H	WT/LB.	CUBIC FT.	LIST PRICE
93CG-S72L	36 x 18 x 72	128	36	\$1343

One fixed and six adjustable shelves. Two point locking doors. Shipped assembled in 1 carton.

- CGSB approved.
- All shelves were tested to hold up to 125 lbs. evenly distributed.

9336-FWS	36 x 18 x 0.75	7	5	\$85
93CG-FWS	36 x 18 x 0.75	7	5	\$107

Specify **9336-FWS** for 9336-5MSL, 9336-S72L, 9336-S42L and 9336-2SL.
Specify **93CG-FWS** for 93CG storage cabinets.

9300 - MULTI-STOR CABINETS



Multi-Stor Cabinet*

9336-5MSL	36 x 18 x 65.25	158	32	\$2097
-----------	-----------------	-----	----	---------------


All purpose storage unit with two fixed shelves, one adjustable shelf and standard side-to-side hanging file bars in the roll-out drawers. Center pull handle design. Shipped assembled in 1 carton.

- Storage and lateral units lock independently and are keyed alike.
- Upper drawer is binder opening; lower drawer is letter opening.
- Both drawers accept legal files.

9300P - STORAGE CABINETS



Two Door Storage Cabinet - 42"H*



Two Door Storage Cabinet - 72"H*

9336PS42L	36 x 18 x 42	89	20	\$769
-----------	--------------	----	----	--------------

One fixed and one adjustable shelf. Lock and leveling glides standard. **Full pull handle design.**
Shipped assembled in 1 carton.

- All shelves were tested to hold up to 70 - 75 lbs. evenly distributed.

9336PS72L	36 x 18 x 72	141	36	\$1051
-----------	--------------	-----	----	---------------

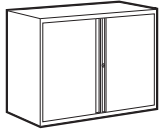
One fixed and three adjustable shelves. Lock and leveling glides standard. **Full pull handle design.**
Shipped assembled in 1 carton.

- All shelves were tested to hold up to 70 - 75 lbs. evenly distributed.

Required specifications
Paint finish

Optional specifications
Key alike/key #

9300P - STORAGE CABINETS



Two Door Storage Cabinet - 27.125" H

MODEL #	DIMENSIONS W x D x H	WT/LB.	CUBIC FT.	LIST PRICE
9330P-2S1	30 x 18 x 27.12	55	12	\$661
9336P2S1	36 x 18 x 27.12	63	14	\$692
9342P-2S1	42 x 18 x 27.12	71	17	\$735

One full width, **fixed**, non-slotted shelf. Lock and leveling glides standard. **Matches lateral file case dimensions.**
Full pull handle design. Shipped assembled in 1 carton.

- All shelves were tested to hold up to 70 - 75 lbs. evenly distributed.

9300P - EXHIBIT CABINETS

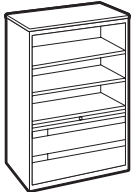


Exhibit Cabinet*

9336P-5FX	36 x 18 x 65.25	165	26.98	\$2003
-----------	-----------------	-----	-------	---------------

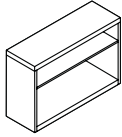
Open shelving with one fixed and two adjustable shelves and two lateral file drawers. Side-to-side hanging file bars included. Locking. **Full pull handle design.**

Required specifications
 Paint finish

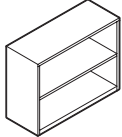
Optional specifications
 Counterweight*
 Key alike/key #

B 1200 OPEN STORAGE CABINETS

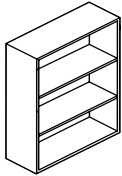
1200 - OPEN STORAGE CABINETS



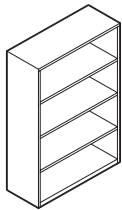
Open Storage Cabinet - 1½ high



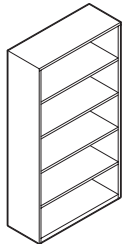
Open Storage Cabinet - 2 high



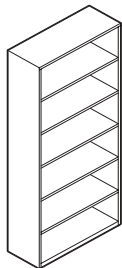
Open Storage Cabinet - 3 high



Open Storage Cabinet - 4 high



Open Storage Cabinet - 5 high



Open Storage Cabinet - 6 high

MODEL

DIMENSIONS

WT/LB.

CUBIC FT.

LIST PRICE

W x D x H

1230P1XSND	30 x 18 x 21.75	53	8.26	\$1062
1236P1XSND	36 x 18 x 21.75	60	9.84	\$1115
1242P1XSND	42 x 18 x 21.75	74	11.41	\$1153

Half height open shelf and 12" open shelf cabinet. 1 Adjustable shelf. Leveling glides included.

1230P2SWSND	30 x 18 x 27.75	54.25	10.4	\$1047
1236P2SWSND	36 x 18 x 27.75	58	12.38	\$1077
1242P2SWSND	42 x 18 x 27.75	81	14.36	\$1145

One adjustable shelf. Leveling glides included. **Worksurface supporting.**

1230P3SND	30 x 18 x 40.5	55	14.93	\$1273
1236P3SND	36 x 18 x 40.5	60	17.77	\$1345
1242P3SND	42 x 18 x 40.5	70	20.62	\$1459

Two adjustable shelves. Leveling glides included.

1230P50SND	30 x 18 x 50	90	18.31	\$1571
1236P50SND	36 x 18 x 50	110	21.79	\$1661
1230P4SND	30 x 18 x 53.75	90	19.64	\$1607
1236P4SND	36 x 18 x 53.75	110	23.38	\$1684
1242P4SND	42 x 18 x 53.75	122	27.12	\$1794

Three adjustable shelves. Leveling glides included.

1230P5SND	30 x 18 x 65.87	68	23.95	\$1832
1236P5SND	36 x 18 x 65.87	135	28.51	\$1909
1242P5SND	42 x 18 x 65.87	147	33.07	\$2020

Four adjustable shelves. Leveling glides included.

1230P6SND	30 x 18 x 77.87	108.6	28.22	\$2395
1236P6SND	36 x 18 x 77.87	138.2	33.59	\$2470
1242P6SND	42 x 18 x 77.87	152.4	38.96	\$2582

Five adjustable shelves. Leveling glides included.

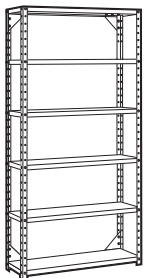
Required specifications

Paint finish

Shelf weight capacities

30" wide - 62 lbs. per shelf
36" wide - 74.5 lbs. per shelf
42" wide - 87 lbs. per shelf

METAL SHELVING MODEL # DIMENSIONS WT/LB. CUBIC FT. LIST PRICE



Metal Shelving

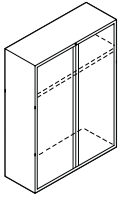
	W x D x H			
BSS61272	36 x 12 x 72	52	2.45	\$608
BSS61872	36 x 18 x 72	66	5.14	\$694
BSS62472	36 x 24 x 72	80	4.84	\$779

72"H industrial metal shelving unit with six shelves. Assembly required (standard screwdriver). Available in **Charcoal only**. Shelf weight capacity 300 lbs. evenly distributed.

Required specifications
Paint finish

W 1200 / FILEWORKS WARDROBE CABINETS

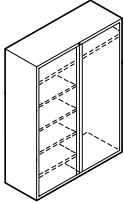
1200 - WARDROBE CABINETS



Wardrobe Cabinet*

MODEL #	DIMENSIONS W x D x H	WT/LB.	CUBIC FT.	LIST PRICE
1230P5W	30 x 18 x 65.9	119	23.96	\$1571

30" wide has full width shelf, side-to-side coat rod and four hooks.

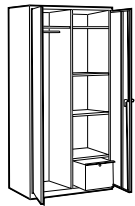


Wardrobe Cabinet*

1236P5W	36 x 18 x 65.9	128	28.52	\$1909
1242P5W	42 x 18 x 65.9	135	33.09	\$2103

36" and 42" wide have a center divider, hat shelf and front-to-back coat rod on right and four adjustable shelves on the left side.

FILEWORKS - WARDROBE CABINETS



Two Compartment Wardrobe Cabinet

93SW-2072	36 x 20 x 72	178	34.3	\$1914
-----------	--------------	-----	------	---------------

One compartment has three adjustable shelves with one fixed storage shelf and a separate locking storage drawer. Other compartment has a 67" storage section for extra long coats.

Matches lateral file case dimensions. Doors open 165". Shipped assembled in 1 carton.

Required specifications
Paint finish

Optional specifications
Key alike/key # or eLock*

textiles and finishes

Care and Cleaning

Textiles

Fabrics: To extend the life of your seating upholstered in fabric, regularly dust the chair to prevent airborne particles from penetrating the fabric surface.

For light soiling, use a damp cloth and blot the spot with very light pressure, taking care never to soak the fabric. Dry with a clean cloth by blotting - never rub fabric. More intense stains can be treated the same way, but with a mild detergent. Always test fabric first in an unseen area before using any cleaning method.

Leather: For regular cleaning, simply use a soft damp cloth, taking care not to soak the leather. For more thorough treatment, soak a soft cloth in a mild soap solution and wipe surface in a light circular motion. Repeat with clean water. Allow to dry and polish with a soft dry cloth. Do not use detergents, aerosol sprays or other polishes.

Hard Surfaces

Laminate & painted metal finishes: Wipe the surface with a clean soft damp cloth; if needed, a mild soap solution (i.e. Ivory dishwashing liquid) can be used. To prevent streaks, dry the surface with a clean dry soft cloth moving in a circular motion.

Textiles

- **Water-based cleaner (W):** Spot clean, using the foam only from a water-based cleaning agent, such as a mild detergent or non-solvent upholstery shampoo product. Apply foam with a soft brush in a circular motion. Vacuum when dry. Pretest small area before proceeding.
- **Solvent cleaner (S):** Spot clean, using a mild water-free solvent or dry cleaning product. Clean only in a well-ventilated room and avoid any product containing carbon tetrachloride or other toxic materials. Pretest a small area before proceeding.
- **Water/solvent cleaner (WS):** Spot clean with a mild solvent, an upholstery shampoo, or the foam from a mild detergent. When using a solvent or dry cleaning product, follow instructions carefully and clean only in a well-ventilated room. Avoid any product that contains carbon tetrachloride or other toxic materials. With either method, pretest a small area before proceeding.
- **Vacuum only (X):** Clean this fabric only by vacuuming or light brushing to prevent accumulation of dust and grime. Water-based foam cleaning agents of any kind may cause excessive shrinking, staining, or distortion of the surface pile and therefore, should not be used.
- **Crypton cleaning (C):** Generally stains are removed with plain water and powdered enzyme detergent. Upholstery foam shampoo, water-based cleaning products and germicidal detergents can be used. Be sure to remove all residue from cleaning products with clean water. Do not use solvent-based cleaners or dry cleaning products.
- These recommendations and codes were developed by fabric specialists. However, because of the various ways fabric can be stained or damaged, there is no guarantee that the results will be completely successful. Use suggested methods on your own responsibility. To help prevent overall soil, frequent vacuuming or light brushing to remove dust and grime is recommended. Use professional furniture cleaning service when overall soiled condition has been reached.

TEXTILES AND FINISHES

Carded Textiles

Grade 1	Bantam, Carrera, Dobby, Fusion, Hudson, Illusion, Jenny, Quilt, Terrace, Trak, Urban, Waterfall, Wavelength
Grade 2	Allante FRee, Arc, Aristo, Couture, Elevate, Etch, Imprint, Luxhide, Match, Release, Replay, Silhouette, Verve, Vitality
Grade 3	Bobby, Canter EPU, Grid, Guild, Nomad, Pure, Vital
Grade 4	Abbey, Align, Beeline EPU, California, Continuum, Fedora, Graph, Gridley, Manner, Merit, Messenger, Metric, Mode, Montana, Murmur, Optic, Rocket, Sierra GC, Ulster, Woolish
Grade 5	Beta, Cinema, Cosmopolitain, Cover Cloth, Cross Dye, Digi Tweed, Endurance EPU, Eon EPU, Groove EPU, Keynote, Lavish, Lens, Magnify, Mark, Otto, Percept, Pip, Solitaire, Stimuli, Whit EPU
Grade 6	Faux Felt, Flock, Isabella, Novaro (leather), Pause, Sherlock, Stroll
Grade 7	Affinity, Brisa, Brisa Distressed, Channel, Everywhere Texture, Hush, Kit, Linnen, Luster, Lyre, Moon Beam 2, Odyssey, Oath, Palatine 2, Pleat, Synergy, Ultraleather
Grade 8	Dapple, Flexagon, Katano, Rainwater, Reflector, Silica, Silica Etch, Silica Leather, Silicone Element, Ultraleather Pro, Ultraleather Reef Pro, Viewpoint
Grade 9	Birch Bark Plaid, Grid, Inkling, Itajime, Motif, Metal Strips, Silica Andy, Silica Stride
Grade 10	Net, Prescott Leather, Silica Cusp, Silica Hiatus, Spokes
Grade 11	Lena (leather), Lumi, Sierra (leather), Silica Deflect, Silica Reach, Subdivide
Grade 12	No standard Global textiles - provided for grading GPM (Global purchased material, customer specified) textiles
Grade 13	Sail (Designtex) pricing available on website (Build-It tool) or price list calculator

Two Grade Combination Chart

FIRST TEXTILE SELECTED

		1	2	3	4	5	6	7	8	9	10	11	12	13	14
SECOND TEXTILE SELECTED	1	1													
	2	2	2												
	3	3	3	3											
	4	3	4	4	4										
	5	4	4	5	5	5									
	6	5	5	5	6	6	6								
	7	5	6	6	6	7	7	7							
	8	6	6	7	7	7	8	8	8						
	9	7	7	7	8	8	8	9	9	9					
	10	8	8	8	8	9	9	9	10	10	10				
	11	9	9	9	9	9	10	10	10	11	11	11			
	12	10	10	10	10	10	10	11	11	11	12	12	12		
	13	11	11	11	11	11	11	12	12	12	12	13	13	13	
	14	11	12	12	12	12	12	12	13	13	13	13	14	14	14

Combining two textile grades on Global seating will result in the revised grade shown above.

- Assumptions: Two or more chairs are being ordered, there are no textile pattern repeats larger than 15" and the textile is at least 54" wide.
- A picture or sketch of where the two textiles are to be applied must be provided at time of order.
- This chart cannot be used for combining more than two textiles, a special quotation will be required for combining three or more textiles.

Tackboard Textiles

Anchorage Lola Merge Global seating textiles (contact Customer Service for pricing)

FINISHES

Seating Finishes - Metal *For available leg frame finishes for each seating series, please see Seating price list page 381*

Antique Copper (ACO)	Black (TBL)	Brushed Chrome (BCH)	Buzz Blue (TBZ)	Cactus (TCC)	Carrot (TCR)
Cloud (TIV)	Chrome (CHM)	Designer White (TDW)	Dijon (TDJ)	Eggplant (TEG)	Fog (TFO)
Frost (TFR)	Ink (TIN)	Kalua (TKA)	Latte (TLA)	Mocha (TMO)	Nevada (TNE)
Sand (TSN)	Satin Brass (SBR)	Scarlet (TSR)	Shadow (TSH)	Toast (TOA)	Tungsten (TTU)

Seating Finishes - Plastic *(Bakhita*, Duet, Popcorn, Sonic and Stream*)*

Alloy (ALY)*	Buzz Blue (BZB)	Cactus (CCT)	Carrot (CRO)	Char (CHA)*	Cloud (IVC)
Dijon (DJN)	Eggplant (EGP)	Fog (FOG)	Frost (FRO)	Ink (INK)	Latte (LAB)
Milk (MLK)*	Night (BLK)	Sand (SND)	Scarlet (SAR)	Shadow (SHW)	

Seating Finishes - Wood

Seating finishes will not necessarily match Casegoods finishes; Seating and Casegoods finishes use different wood species and are manufactured at multiple locations.

Absolute (AAM)	Black (BKM)	Cherry (ACM)	Charcoal Java (CJM)*	Empire Mahogany (EMM)*	English Oak (EOM)
Espresso Cafe (ECM)	Fruitwood (TFM)	Gray (HGM)	Harvest Oak (HOM)*	Honey (AHM)	Jet Onyx (JOM)*
Light Honey (LHM)*	Mahogany (TMM)	Maple (AVM)	Medium Walnut (MWM)	Natural Walnut (NLW)	Night (ASM)
Noce Biondo (NBM)	Noce Grigio (NGM)	Noce Leggero (NEM)	Noce Medio (NMM)	Sandy Beach (SBM)*	Shaker Cherry (SKM)
Silver Oak (SOM)*	Walnut (TWM)	WC Cream (WTM)	White (WHM)	Winter Cherry (WCM)	

*Available on Calidon series only.

Desks, Workstations, Tables and Accessories - Laminate

Absolute Acajou (ACJ)	Asian Night (ASN)	Avant Cherry (AWC)	Avant Honey (AWH)	Black (BLK)	Blizzard (BZD)
Brushed Cobalt (BRC)	Clear Maple (CMB)	Custom Grey (CGY)	Dark Espresso (DES)	Designer White (DWT)	Fashionista (FAS)
First Class (FCL)	Noce Biondo (NBL)	Noce Grigio (NGL)	Noce Leggero (NEL)	Noce Medio (NML)	Quartered Mahogany (QTM)
Sheer Beauty (SBY)	Stonedust (SDT)	Storm Grey (SOG)	Walnut Heights (WHE)	White Chocolate (WHC)	Winter Cherry (WCR)

Writable surface (WRW)*

*Available on Zook series only

Solid Wood and Laminate Coordinating Colors

Solid Wood Colors

Absolute (AAM)
Black (BKM)
Cherry (ACM)
Espresso Cafe (ECM)
Fruitwood (TFM)
Gray (HGM)
Honey (AHM)
Mahogany (TMM)
Maple (AVM)
Medium Walnut (MWM)
Night (ASM)
Noce Biondo (NBM)
Noce Grigio (NGM)
Noce Leggero (NEM)
Noce Medio (NMM)
Walnut (TWM)
WC Cream (WTM)
White (WHM)
Winter Cherry (WCM)

Laminate Colors

Absolute Acajou (ACJ)
Black (BLK)
Avant Cherry (AWC)
Dark Espresso (DES)
-
-
Avant Honey (AWH)
Quartered Mahogany (QTM)
Clear Maple (CMB)
-
Asian Night (ASN)
Noce Biondo (NBL)
Noce Grigio (NGL)
Noce Leggero (NEL)
Noce Medio (NML)
-
White Chocolate (WHC)
Designer White (DWT)
Winter Cherry (WCR)

Metal Leg Finishes *(check series for applicable finishes)*

Antique Copper (ACO)	Black (TBL)	Brushed Chrome (BCH)	Buzz Blue (TBZ)	Cactus (TCC)	Carrot (TCR)
Cloud (TIV)	Chrome (CHM)	Designer White (TDW)	Dijon (TDJ)	Eggplant (TEG)	Fog (TFO)
Frost (TFR)	Ink (TIN)	Kalua (TKA)	Latte (TLA)	Mocha (TMO)	Nevada (TNE)
Sand (TSN)	Satin Brass (SBR)	Scarlet (TSR)	Shadow (TSH)	Toast (TOA)	Tungsten (TTU)

File Finishes - Standard

Black (BLK)	Bone (BNE)	Business Grey (BGR)	Charcoal (CHR)	Claret (CLT)	Desert Putty (DPT)
Designer White (DWT)	Fog (FOG)	Grey (GRY)	Ice (ICE)	Ivory (IVR)	Light Grey (LGR)
Metro (MET)	Moss (MOS)	Navy (NVY)	Nevada (NEV)	Oyster (OYS)	Sky (SKY)
Silver (SIL)	Stone (STN)	Storm Grey (SGR)	Tahiti Sand (TSA)	Taupe (TPE)	Tungsten (TUN)*
Willow (WIL)					<i>*10% upcharge applies</i>

File Finishes - Textured

Black Coffee (BKC)	Blizzard (BZD)	Dark Chocolate (T19)	Mocha (MCH)	Stonedust (SDT)
--------------------	----------------	----------------------	-------------	-----------------

LAMINATE FINISH CHART

FINISH CODE	ACJ	ASN	AWC	AWH	BLK	BZD	BRC	CMB	CGY	DES	DWT	FAS	FCL	NBL	NGL	NEL	NML	QTM	SBY	SDT	SOG	WHE	WHC	WCR	
LAMINATE DESKING																									
Adaptabilities	•	•	•	•	•	•	•	•	•	•	•	•	•	•	•	•	•	•	•	•	•	•	•	•	•
Genoa	•	•	•	•	•			•		•	•	•	•	•	•	•	•	•	•	•		•	•	•	•
Princeton	•	•	•	•		•		•	•	•	•	•	•	•	•	•	•		•	•		•	•	•	•
Zira	•	•	•	•	•	•	•	•	•	•	•	•	•	•	•	•	•	•	•	•	•	•	•	•	•
PANELS + COMPONENTS																									
Divide	•	•	•	•	•	•	•	•	•	•	•	•	•	•	•	•	•	•	•	•	•	•	•	•	•
TABLES - CAFÉ, MEETING & CONFERENCE																									
Alba	•	•	•	•	•	•	•	•	•	•	•			•	•	•	•	•		•	•	•	•	•	•
Boardroom	•	•	•	•	•	•	•	•	•	•	•	•	•	•	•	•	•	•	•	•	•	•	•	•	•
Swap	•	•	•	•	•	•	•	•	•	•	•	•	•	•	•	•	•	•	•	•	•	•	•	•	•
Zira boardroom	•	•	•	•	•	•	•	•	•	•	•	•	•	•	•	•	•	•	•	•	•	•	•	•	•
TABLES - TRAINING																									
Zgether	•	•	•	•	•	•	•	•	•	•	•	•	•	•	•	•	•	•	•	•	•	•	•	•	•
Bungee	•	•	•	•	•	•	•	•	•	•	•	•	•	•	•	•	•	•	•	•	•	•	•	•	•
ConnecTABLES	•	•	•	•	•	•	•	•	•	•	•	•	•	•	•	•	•	•	•	•	•	•	•	•	•
Junction	•	•	•	•	•	•	•	•	•	•	•	•	•	•	•	•	•	•	•	•	•	•	•	•	•
Zook	•	•	•	•	•	•	•	•	•	•	•	•	•	•	•	•	•	•	•	•	•	•	•	•	•
TABLES - RECEPTION & OCCASIONAL																									
Citi	•	•	•	•	•	•	•	•	•	•	•	•	•	•	•	•	•	•	•	•	•	•	•	•	•
Occasional Tables	•	•	•	•	•	•	•	•	•	•	•	•	•	•	•	•	•	•	•	•	•	•	•	•	•
Sirena Tables	•	•	•	•	•	•		•	•	•	•	•	•	•	•	•	•	•	•	•		•	•	•	•
Wind Tables	•	•	•	•	•	•	•	•	•	•	•	•	•	•	•	•	•	•	•	•	•	•	•	•	•
Work Tables	•	•	•	•	•	•	•	•	•	•	•	•	•	•	•	•	•	•	•	•	•	•	•	•	•
PRODUCTIVITY SOLUTIONS																									
Height Adjustable Tables	•	•	•	•	•	•	•	•	•	•	•	•	•	•	•	•	•	•	•	•	•	•	•	•	•
FILING & STORAGE																									
Lateral File Tops	•	•	•	•	•	•	•	•	•	•	•	•	•	•	•	•	•	•	•	•	•	•	•	•	•

This illustrated list price book has been designed to facilitate fast reference and easy use. Products are categorized into "seating", "desks", "files", "panels" or "tables" and are listed numerically within their categories. The line drawings match actual photographs (where possible) to aid in instant recognition of the total range within a series.

Sales of Global Furniture Group ("Global") products are made only on Global's standard Terms and Conditions of sale which are contained in this list price book. The "Purchaser" in these Terms and Conditions shall refer to Dealers and those who originally purchase directly from Global for use or re-sale. These standard Terms and Conditions may be modified or supplemented only by a separately written document signed by Global's authorized personnel at its head office in Toronto, Ontario, Canada. Any term or condition contained in any purchase order or other form used by the Purchaser to order goods (including standard, printed language) which is different from, in addition to, or in any way inconsistent with Global's standard Terms and Conditions shall be of no force or effect whatsoever.

All illustrations, specifications and prices in this list price book are based on the latest product information available at time of publication. Global reserves the right to make changes at any time and without prior notice to prices, colors, materials, specifications and models offered.

Description

Each product shown or described in this list price book is standard Global product. Available options are noted at the beginning of each series. Available options may require additional delivery time and cost, and may affect the warranty given. Sizes and weights shown are approximate and are subject to slight changes from time to time.

Prices and Payment

The prices shown in this list price book as well as those quoted by Global, are in Canadian dollars for orders shipped to destinations in Canada.

If shipping date requested is more than 90 days from date of order, Global shall reserve the right to use published list prices effective at time of shipment.

Orders are invoiced at time of shipment. Terms of payment are net 30 days from date of invoice unless otherwise stated. The Purchaser agrees that Global shall reserve the right to enforce a charge amounting to 1.5% per month (18% per year) on invoices outstanding more than 30 days.

If the Purchaser's most recent annual net volume is less than \$5,000, Global may suggest payment be made in advance.

All orders are subject to the Purchaser complying with Global's prevailing credit policy.

Any products sold by Global shall remain the property of Global until fully paid.

Prices are suggested list prices only and are subject to change without notice. Global will, however, attempt to keep the Purchasers up-to-date on all developments including price changes.

Taxes

All prices shown in this list price book are exclusive of sales, use, excise, HST and other applicable taxes and duties which may be the Purchaser's responsibility as per the invoice issued by Global. If the Purchaser claims an exemption from such taxes, it shall be the Purchaser's responsibility to furnish Global with an appropriate exemption certificate at time of order.

Ordering Information

Global requires that all orders be submitted in writing and will be acknowledged on Global's acknowledgment forms governing the transaction.

The details appearing on this acknowledgment will describe the items to be shipped and the approximate shipping date. It is the Purchaser's responsibility to determine that the information in the acknowledgment is correct. In the event of an error, the Purchaser must notify their Global Customer Service representative immediately by telephone followed by written confirmation. Shipping dates are assigned to orders based on the items having the longest manufacturing lead time (unless instructed to partial ship).

At time of order, please provide the following information:

1. Account number (if possible)
2. PO number
3. "Bill to" and/or "Ship to" and name and address
4. Complete model number and selected options including textiles/finishes
5. Special instructions and tag information
6. Shipping instructions, please indicate:
 - a. pick up
 - b. Global trailer program
 - c. common carrier, provide name of carrier, your account number
7. Special quote (SQ) # or MTM # (if applicable)
8. Customer's Own Material (COM), Global Purchased Material (GPM), Customer's Own Leather (COL), see below.
9. For specials and custom quoted product, please indicate the custom quote # on your PO. If changes are made to the quote a new quote must be issued prior to submitting the order. It is the Purchaser's responsibility to determine that the information on the quote is correct. Global will not be responsible for wrong product due to errors in the quote.

The above points will be checked by Global for accuracy. Global will process orders using the codes provided by the Purchaser. Price discrepancy is the responsibility of the Purchaser. The Purchaser must notify Global prior to invoicing.

The Purchaser is responsible for providing correct information at time of order. If no option(s) are selected the system will default to standard feature(s). Orders with missing/incorrect information (finish, etc.) will be put on hold until all information is complete. Orders will be scheduled for manufacturing upon receipt of complete information.

Changes and Cancellations

After the date of Global's acknowledgment of the Purchaser's order, the order may not be changed or canceled by the Purchaser without the written consent of Global. Orders for products upholstered in "special order textiles" (GPM) cannot be canceled once material has been purchased. Special order items, COM and textile-covered items already in production are not subject to change or cancellation under any circumstances. Textile-covered items are considered to be in production once the textile is scheduled for cutting. Other standard items already in production are subject to a minimum 35% cancellation charge.

Errors and Omissions

All quotations, acknowledgments and invoices are subject to corrections for any errors and omissions.

Casters

The list price book specifies the caster which comes standard with each chair model. Most chairs are equipped with C1 or C65 casters which are best used on carpeted surfaces. If it is intended to use the product on hard surfaces such as ceramics, concrete, linoleum or hardwood, it is recommended to use different casters. It is the responsibility of the customer to determine the standard caster for a particular product and whether such caster is appropriate for the given application. The Arm and Caster section illustrates the caster options offered by Global and their suggested uses.

FINISHES

Seating Finishes - Painted

Where painted frames are not a standard color, a special quote is required.

Seating Finishes - Wood Stains

A one time setup fee of \$250 net will be applied per order for custom wood staining/color matching requests. This payment will be valid for 5 years from the date it is set up. After 5 years, the \$250 setup fee will apply again. Restrictions may apply. The customer must provide a 3" x 3" color chip/sample.

For application of customer's own wood stain, there will be an upcharge of 10% list price, per unit (in addition to the option upcharge, when applicable). For orders with custom stain unit quantities of 30 or more, the upcharge may be reduced or eliminated. A [Special Product Request](#) must be submitted for a quotation.

File Finishes

There is no upcharge on any standard file finish. Any non-standard file finish must be approved by Global prior to acceptance of order and may be subject to an upcharge.

9100 Series, 9100 Plus Series, 9300 Series, 9300 Plus Series, 9700 Series, G Series Pedestals, and E Series Pedestals can be ordered in non-standard finishes with a 10% upcharge on orders up to and including 10 units. There is no upcharge on orders of 11 units or more.

Please note:

- You can only combine 9100 Series files and 9100 Plus Series files to meet the 11 unit minimum.
- You can only combine 9300 Series, 9300 Plus Series, and 9700 series to meet the 11 unit minimum.

An upcharge of 10% will apply to Metallic, Mica, Tungsten and any non-standard White finishes regardless of the number of units ordered.

Wood Veneer Finishes

Because the distinctive characteristics and the nature of wood products cause variations, exact matches are not always possible. Global will not be held responsible if the finishes cannot be matched.

Customer's Own Material (COM)

Use of COM must be approved by Global prior to acceptance of order. Please submit the Authorization Request Form. Photocopy and use this form as often as necessary. The customer must provide a 12" x 12" textile sample and advise how the textile is to be applied and quantity of textile being sent. **Textile yardage requirement will be advised by the factory, and additional yardage may be required if pattern requires matching.** Upon approval from Global, send textile to the COM Department at: 596 Supertest Road, Toronto ON, M3J 2M5. Send to the address provided on shipping document upon approval from Global. If COM is difficult to apply or if product is required to be modified, extra charges will apply. Global reserves the right to cancel an order at any time if COM is inadequate for any reason. COM must be shipped freight and duties paid if applicable to our factory. Such shipment must be fully identified with the Purchaser's order number, and the item for which the material is intended. Performance of COM when applied to product is the sole responsibility of the Purchaser. Global's standard product warranty shall not apply to COM.

COM price is the lowest published price/grade for the series. The published yardage requirement for COM orders is approximate and shown beside each item in the list price book. The yardage shown there is based on the textile requirements for cutting and sewing a single chair in a plain patterned textile. For textiles with a pattern repeat or for COM orders involving 10 or more chairs, please consult with Customer Service for recalculation of the yardage requirements as this may significantly change the textile requirement.

Textile Grading

All products are priced according to their standard textile grade. Lower grade textiles may be available but at the same price as standard textile grade. See Textiles and Finishes section for graded textiles.

Combining two grades of textiles may result in a revised grade. Please refer to "Two Grades Combination Chart" in the Textiles and Finishes section. For more than two textiles a special quotation is required.

Global Purchased Material, Customer Specified (GPM)

Global may purchase material specified by the customer. Use of GPM must be approved by Global prior to acceptance of order. If it is difficult to apply or if product is required to be modified, extra charges will apply. Global reserves the right to cancel an order at any time if GPM is inadequate for any reason. Performance of GPM when applied to product is the sole responsibility of the textile vendor. Global's standard warranty will not apply to GPM materials.

Customer's Own Leather (COL)

Not all seating can be upholstered in leather. Please consult service notes for availability. COL price is the lowest published grade for the series (leather or fabric).

Upholstery Coverings

Slight variations in color may occur between dye lots. Although Global attempts to minimize these variances, they do occur and must be accepted as normal and will not be considered defects.

Leather is a Natural Product

Natural variations occur in the color, grain and texture of leather. As a result, a degree of variation should be expected. As leather is used it develops a patina. Its color changes slightly, it will get marked and it will stretch and pull, these are the hallmarks of genuine leather and are not considered defects.

Yardage

Required yardage (yd) is based on unmatched materials with widths of 54" for seating, 63" for panels.

Arms

A wide selection of arms are available for some series. See Arm Chart in the Seating list price book.

Weight

In the Seating list price book, weight is provided for both unit weight and carton weight. In the Desking + Tables or Metal Filing + Storage list price books, carton weight is provided.

Delays

Global's order acknowledgment will state a shipping date which is Global's best estimate at the time the order is acknowledged. However, Global shall not incur any obligation or liability to the Purchaser for failure to ship by specified date unless Global has agreed to an unequivocal shipping date in a separately signed written document executed by its authorized personnel at its head office. In addition, Global will not be liable for any loss or damage resulting from any delay or failure in shipment or other failure to perform all or any part of the agreement between the parties with respect to the goods shown on the face of the order acknowledgment where such delay, failure, loss or damage is the proximate result of any act of any governmental authority or political subdivision thereof, revolution, riot, civil disorder or disturbance, delay or default in transportation, strike disputes among or between labor unions or other labor disputes, delay or inability in obtaining materials and facilities, fire, flood, act of God or any cause not within the reasonable control of Global.

Free on Board (FOB)

FOB point is Global's Factory, Toronto, Ontario, Canada.

Courier Type Shipments

This symbol is used to indicate that the adjacent product can be sent by courier type shipments, such as Federal Express, Purolator, CanPar and UPS.

Shipping

The Purchaser must select, at time of order, one of two methods of freight payment. Global will make no end-user shipments unless special arrangements have been made.

1. FOB point of shipment, freight collect - pick up and common carrier.
2. FOB point of shipment, freight prepaid and invoiced to the Purchaser - Global Trailer Program.

All deliveries are dock to dock.

Service

Service requests are normally the responsibility of Global's authorized Dealers. Where this cannot be accomplished on a local level, service problems should be referred to Global's Customer Service Department.

Global/Express (Canada)
Tel: (905) 660-5101 or 1-800-567-8901
Fax: (905) 660-4759 or 1-800-375-5134

Global International
Tel: (416) 661-3660
Fax: (416) 661-661-0983 or 1-877-585-5579

Returns

No returns of goods will be accepted without written consent and shipping instruction from Global. A minimum re-stocking charge of 35% is made on all authorized returns for credit or refund, provided goods are received by Global in the condition in which they left the factory. This may increase depending on the type of product. Global's Return Goods Authorization (RGA) numbers must appear prominently on all authorized returns. Global will not be responsible

for return freight costs. No credit will be given if goods cannot be reused as new. Special order items, non-stock items and COM products are in no event subject to return. All returns must be approved and authorized in writing by Global Customer Service. Global reserves the right to refuse delivery of any unauthorized returns.

Claims

All goods are sold FOB plant or Global Distribution Center. Global is not responsible for damage which occurs in transit (or in storage). The carrier signs for all goods received in apparently good order. It is the Purchaser's responsibility to examine goods upon receipt and to file any claims with the carrier for losses or damage to the product occurring during transit, including concealed damage.

Any claims made against Global for apparent defects, errors or shortages must be made by the Purchaser, in writing, within 15 working days after any delivery. Failure by the Purchaser to make any claim against Global within 15 days shall constitute acceptance of the goods and a waiver of any apparent defects, errors or shortages.

Suspension

In the event that the Purchaser defaults in the payment of any sum due to Global, or in the event the Purchaser's financial condition becomes unsatisfactory to Global, Global shall have the right to defer or discontinue shipment of any goods until such time as the default is cured or the Purchaser provides assurance of payment to Global.

Copyright

All catalogs, photographs, drawings, list price books and other printed materials are protected by copyright. All rights reserved.

Trademarks

All trademarks are owned by Global Furniture Group other than OBUSFORME™ which is owned by OBUSFORME LTD CO., a division of Homematics Inc., MOR-CARE which is owned by MORBERN INC, Perma-Mesh which is the property of J.B. Research Inc. SCHUKRA™ which is owned by SCHUKRA MANUFACTURING INC. OBUSFORME® and the distinctive backrest design are registered trademarks of OBUSFORME LTD CO.

Designs and Patents

Many of the products produced by Global are protected by design registrations, design patents and/or patents. Design and specifications are subject to change, discontinuance or additions without notice.

For a full listing of issued trademarks, please visit globalfurnituregroup.com.

Cubic Measure

The stated volume is an approximate cubic foot measure that may be used to calculate freight costs. The figure shown is the total shipping volume of a unit (e.g. if a part is sent in 2 cartons the volume indicated reflects both cartons together) and is subject to change without notice. It is most economical to purchase the specified number per carton.

Combined Shipments

Global will make every effort to combine shipments and orders on written request. However, Global cannot be held responsible where such requests are not complied with.

Offer of Sale

Possession of this list price book or any other literature shall not imply the company's willingness to sell to the holder and shall not be construed as a direct offer of sale.

If a conflict arises between: (i) prices found in software support packages furnished to the customer by Global or by any other source on behalf of Global; and (ii) Global's current pricing found on Global's website, then the most current shall prevail.

Testing Qualifications

Many Global products pass or exceed the most stringent industry testing standards.

Disclaimer

Metric dimensions are provided for seating products for reference only. In the event that there is a discrepancy between imperial measurements and metric measurements, imperial measurements shall prevail. Prices shown are current manufacturer's suggested list prices at time of printing. Updated pricing is available on Global's website. All applicable taxes are extra. Descriptions, specifications and prices are subject to change without notice. Errors and omissions are subject to correction.

Fire Codes

Flame resistant components are most often requested to be tested to comply with California Technical Bulletin 11, often referred to as CAL117. The foam used in Global chairs meets the requirements of California TB117 and all of the upholstery fabrics Global offers meet this requirement. There are other fire codes that are not commonly specified. Global Upholstery Ltd. can usually provide test results for any North American code. Please contact Customer Service.

This list price book is effective as of January 1, 2023.

For periodic updates, please check the PDF at globalfurnituregroup.com. After login, select Resources then Price Lists. From here you will have the option to select either the Seating, Desking + Tables or Metal Filing + Storage price list books. Global warrants that all commercial products are free from defects in material and workmanship, for the life of the product, to the original Purchaser.

WARNING - SEATING PRODUCTS TO PREVENT PRODUCT FAILURE AND POSSIBLE INJURY:

Ensure that the appropriate selection is made for the intended use of the chair including user's weight. Some chairs are not recommended for users above a certain weight. Frequently inspect the chair for visible cracks and tighten all screws, bolts and adjustable knobs. If the chair is damaged or unstable, immediately remove it from service.

Any information or suggestions concerning applications, specifications or compliances with codes and standards is provided solely for your convenient reference and without any representation as to accuracy or suitability. Global disclaims any legal responsibility. The user must verify and test the suitability of any information or products for his specific application. Global reserves the right to change the Terms and Conditions in the list price book without notice.

Instructions

- Please indicate the number of lock cores required per number and provide total count
- Include line item "KEYLIST" on your order
- Submit completed form with order to Global Furniture Group

Applicable on all **1200 Series Personal Storage Lockers** (401-550)

Order#: _____ Date: _____

PO#: _____ Internal Truck#: _____

KEY#	SETS REQUIRED	KEY#	SETS REQUIRED	KEY#	SETS REQUIRED	KEY#	SETS REQUIRED	KEY#	SETS REQUIRED
401		431		461		491		521	
402		432		462		492		522	
403		433		463		493		523	
404		434		464		494		524	
405		435		465		495		525	
406		436		466		496		526	
407		437		467		497		527	
408		438		468		498		528	
409		439		469		499		529	
410		440		470		500		530	
411		441		471		501		531	
412		442		472		502		532	
413		443		473		503		533	
414		444		474		504		534	
415		445		475		505		535	
416		446		476		506		536	
417		447		477		507		537	
418		448		478		508		538	
419		449		479		509		539	
420		450		480		510		540	
421		451		481		511		541	
422		452		482		512		542	
423		453		483		513		543	
424		454		484		514		544	
425		455		485		515		545	
426		456		486		516		546	
427		457		487		517		547	
428		458		488		518		548	
429		459		489		519		549	
430		460		490		520		550	
401-430 =		431-460 =		461-490 =		491-520 =		521-550 =	
								TOTAL	

Global warrants that all commercial products are free from defects in material and workmanship, for the life of the product, to the original Purchaser.

Global will repair or replace, at Global's option, as the sole remedy for any defect covered by the warranty. The warranty applies to products manufactured after March 22, 2016.

Global makes no warranty that any of its products are suitable for any particular purpose and makes no other warranties, express or implied, other than those set out here. As codes and standards vary from one jurisdiction to another, references to compliance are solely for convenience and without any representation as to accuracy or suitability. Users must verify the suitability of such information or product for their specific application. In no event shall Global be liable in either tort or contract for any loss or direct, special, incidental, consequential, or exemplary damages.

Files, Desks, Modular Furniture, Tables, Panels & Accessories

Global warrants all components of metal storage and filing, laminate and wood veneer desks, laminate and wood veneer tables, metal leg components and panels for the lifetime of the product to the original Purchaser.

The warranty applies to single shift, standard commercial usage, defined as a standard eight (8) hour day, forty (40) hour week. Load restrictions apply, refer to individual product descriptions.

Exceptions to the warranty for files/desks/tables and panels are as follows:

- Electrical devices, panel and tackboard textiles, adjustable keyboard mechanisms, non-electrical table mechanisms, monitor arms, lecterns, coat trees and task lights - five (5) years
- Laminate folding tables - one (1) year
- Motorized electrical components - two (2) years
- Keyless lock options - two (2) years

Files, Desks, Modular Furniture, Tables, Panels & Accessories Warranty Summary

Product Type	Components Warranty For Original Purchaser	Exceptions
Metal storage and filing	lifetime	keyless lock options - 2 years
Laminate/wood veneer desks and modular furniture	lifetime	tackboard textiles, electrical devices, task lights - 5 years
Boardroom, conference and training tables	lifetime	electrical devices - 5 years moving parts - 5 years
Panels	lifetime	panel textiles, electrical devices, task lights - 5 years
Coat racks and lecterns	5 years	none
Folding tables (laminate & molded)	1 year	none
Height adjustable tables	5 years	motorized parts (on electrical tables) - 2 years

Global's warranty does not apply (for any product category) to the following:

- Nominal or normal amount of wear and tear that can occur over time
- Failures which result from negligence, abuse, accident or misuse
- Failure to apply, install or maintain products according to Global's written instructions and warnings
- Modifications, attachments or repair methods not approved by Global
- Damage caused by a carrier in transit, or delivery/installation contractors
- The matching of colors, grains or textures (wood, leather, etc.) of natural materials
- Products exposed to extreme hot or cold temperatures or excessively dry or humid environments
- Color fastness or the matching of color of textiles, dye lots of textile can vary
- Damage by markings or staining; damage by sharp objects or imprinting from instruments
- Damage to textiles or laminate and wood surfaces/edges from exposure to sunlight (including UV rays)
- Products not purchased directly from authorized Global resellers
- Products used for rental purposes
- Purchased parts are warranted for one (1) year
- Failure to follow specific cleaning and disinfecting instructions posted on globalfurnituregroup.com

Global's warranty does not cover the costs of transportation or labor. Repair or replacement will be at Global's discretion.

Textiles and Finishes

Global textiles and finishes are updated periodically to meet the demand and trends of the market. As a result, some textiles and finishes may be discontinued by Global or the manufacturer. In the event that a textile or finish is discontinued, Global will make every reasonable effort to provide an alternative product(s) of comparable function.

INDEX

11HK	42	26-502-LI	37	93PT-2BFL	64	1230P66M3SFF	65	9336P2R1H	20	LAB36	13
12FB30	13	26-551	34	93PT-2BFR	64	1230PDPL	22	9336P2S1	69	LAB42	13
12FB36	13	26-551-LI	35	93PT-2FL	64	1230PDDR	22	9336P3F1H	19	LKMGRKEY	61
12FB42	13	26-552	36	93PT-2FR	64	1236FNSS	66	9336P3R1H	20	LKPRGKEY	61
12P18BBF	22	26-552-LI	37	93PT-3FL	64	1236FSS	66	9336P4F1H	19	LKUSRKEY	61
12P18BBFM	23	28	38	93PT-3FR	64	1236P1X	12	9336P4R1H	20	LL1227S11L4	46
12P18BF	22	28-201	38	93SW-2072	72	1236P1XSND	70	9336P5F1H	19	LL1227S11LN	46
12P18BFM	22	28-201-LI	39	93WP19BBFC	26	1236P2	12	9336P-5FX	69	LL1227S11R4	46
12P18FF	22	28-202	40	93WP19BBFP	28	1236P2SWS	65	9336P5R1H	20	LL1227S11RN	46
12P18FFM	23	28-202-LI	41	93WP19FFC	26	1236P2SWSND	70	9336PS42L	68	LL1227S12L4	48
12P19BBF	22	28-251	38	93WP19FFP	28	1236P3	12	9336PS72L	68	LL1227S12LN	48
12P19BBFM	23	28-251-LI	39	93WP23BBFC	26	1236P3S	65	9336-S42L	67	LL1227S12R4	48
12P19BF	22	28-252	40	93WP23BBFP	28	1236P3SND	70	9336-S72L	67	LL1227S12RN	48
12P19BFM	22	28-252-LI	41	93WP23FFC	26	1236P4	12	9342-2F1H	17	LL1240D11L4	46
12P19BFMLC	23	28-301	38	93WP23FFP	28	1236P4S	66	9342-2R1H	18	LL1240D11LN	46
12P19BFMLKC	23	28-301-LI	39	93WP29BBFC	26	1236P4SND	70	9342-3F1H	17	LL1240D11LR	46
12P19CSBFMLC	23	28-302	40	93WP29BBFP	28	1236P5	12	9342-3R1H	18	LL1240D11RN	46
12P19CSBFMLKC	23	28-302-LI	41	93WP29FFC	26	1236P5S	66	9342-4F1H	17	LL1240S11L4	46
12P19FF	22	28-351-LI	39	93WP29FFP	28	1236P5SND	70	9342-4R1H	18	LL1240S11LN	46
12P19FFM	23	28-352	40	1105	16	1236P5W	72	9342-5F1H	18	LL1240S11R4	46
12P23BBF	22	28-352-LI	41	1110	16	1236P6	13	9342-5R1H	18	LL1240S11RN	46
12P23BBFM	23	28-401	38	1224P42TBBFL	62	1236P6S	66	9342P2F1H	19	LL1253D11L4	47
12P23BF	22	28-401-LI	39	1224P42TBBFR	62	1236P6SND	70	9342P2R1H	20	LL1253D11LN	47
12P23BFM	22	28-402	40	1224P42TFFL	62	1236P6S2SFF	65	9342P-2S1	69	LL1253D11R4	47
12P23BFMLC	23	28-402-LI	41	1224P42TFFR	62	1236P50SND	70	9342P3F1H	19	LL1253D11RN	47
12P23BFMLKC	23	28-451	38	1224P50TBBFL	62	1236P54M2SFF	65	9342P3R1H	20	LL1253S11L4	47
12P23CSBFMLC	23	28-451-LI	39	1224P50TBBFR	62	1236P66M2SFF	65	9342P4F1H	19	LL1253S11LN	47
12P23CSBFMLKC	23	28-452	40	1224P50TFFL	62	1236P66M3SFF	65	9342P4R1H	20	LL1253S11R4	47
12P23FF	22	28-452-LI	41	1224P50TFFR	62	1242FNSS	66	9342P5F1H	19	LL1253S11RN	47
12P23FFM	23	28-501	38	1224P50TOFFL	63	1242FSS	66	9342P5R1H	20	LL1253S13L4	49
12P24BBF	22	28-501-LI	39	1224P50TOFFR	63	1242P1X	12	B		LL1253S13LN	49
12P24BBFM	23	28-502	40	1224P50TSOBBFL	62	1242P1XSND	70	BSS61272	71	LL1253S13R4	49
12P24BF	22	28-502-LI	41	1224P50TSOBBFR	62	1242P2	12	BSS61872	71	LL1253S13RN	49
12P24BFM	22	28-551	38	1224P50TSOFFL	63	1242P2SWS	65	BSS62472	71	LL1266D11L4	48
12P24FF	22	28-551-LI	39	1224P50TSOFFR	63	1242P2SWSND	70	C		LL1266D11LN	48
12P24FFM	23	28-552	40	1224P54TBBFL	62	1242P3	12	CWB28	42	LL1266D11R4	48
12P29BBF	22	28-552-LI	41	1224P54TBBFR	62	1242P3SND	70	E		LL1266D11RN	48
12P29BBFM	23	28HK	42	1224P54TFFL	62	1242P4	12	EDPS	14, 21	LL1266D12L4	49
12P29BF	22	93CG-FWS	68	1224P54TFFR	62	1242P4SND	70	EK28	42	LL1266D12LN	49
12P29BFM	22	93CG-S42L	68	1224P54TOFFL	63	1242P5	12	EK91	14, 20	LL1266D12R4	49
12P29BFMLC	23	93CG-S72L	68	1224P54TOFFR	63	1242P5S	66	ETFB30	13	LL1266D12RN	49
12P29BFMLKC	23	93FP19BBFC	26	1224P54TSOBBFL	62	1242P5SND	70	ETFB36	13	LL1266S11L4	48
12P29CSBFMLC	23	93FP19BBFP	28	1224P54TSOBBFR	62	1242P5W	72	ETFB42	13	LL1266S11LN	48
12P29CSBFMLKC	23	93FP19BFC	26	1224P54TSOFFL	63	1242P6	13	EXHHPD	13	LL1266S11R4	48
12P29FF	22	93FP19BFF	28	1224P54TSOFFR	63	1242P6S	66	F		LL1266S11RN	48
12P29FFM	23	93FP19FFC	26	1224P66TBBFL	62	1242P6SND	70	FBB	14, 21	LL1266S12L4	49
12P30BBF	22	93FP19FFP	28	1224P66TBBFR	62	1242P50M2SFF	65	G		LL1266S12LN	49
12P30BBFM	23	93FP23BBFC	26	1224P66TFFL	62	1242P54M2SFF	65	GMCP23BFH	25	LL1266S12R4	49
12P30BF	22	93FP23BBFP	28	1224P66TFFR	62	1242P66M2SFFF	65	GMP19BBF	25	LL1266S12RN	49
12P30BFM	22	93FP23BFC	26	1224P66TOFFL	63	1242P66M3SFF	65	GMP19BF	24	LL1266S14L4	50
12P30FF	22	93FP23BFF	28	1224P66TOFFR	63	9330-2F1H	17	GMP19FF	25	LL1266S14LN	50
14HK	42	93FP23FFC	26	1224P66TSOBBFL	62	9330-2R1H	18	GMP23BBF	25	LL1266S14R4	50
26-201	34	93FP23FFP	28	1224P66TSOBBFR	62	9330-3F1H	17	GMP23BF	24	LL1266S14RN	50
26-201-LI	35	93FP29BBFC	26	1224P66TSOFFL	63	9330-3R1H	18	GMP23FF	25	LL1540D11L4	46
26-202	36	93FP29BBFP	28	1224P66TSOFFR	63	9330-4F1H	17	GMP29BBF	25	LL1540D11LN	46
26-202-LI	37	93FP29BFC	26	1230FNSS	66	9330-4R1H	18	GMP29BF	24	LL1540D11R4	46
26-251	34	93FP29BFF	28	1230FSS	66	9330-5F1H	18	GMP29FF	25	LL1540D11RN	46
26-251-LI	35	93FP29FFC	26	1230P1X	12	9330-5R1H	18	GWP19BBF	24	LL1540S11L4	46
26-252	36	93FP29FFP	28	1230P1XSND	70	9330P2F1H	19	GWP19BF	24	LL1540S11LN	46
26-252-LI	37	93MP19BBFC	27	1230P2	12	9330P2R1H	20	GWP19FF	24	LL1540S11R4	46
26-301	34	93MP19BBFP	29	1230P2SWS	65	9330P-2S1	69	GWP23BBF	24	LL1540S11RN	46
26-301-LI	35	93MP19BFC	27	1230P2SWSND	70	9330P3F1H	19	GWP23BF	24	LL1553D11L4	47
26-302	36	93MP19BFF	29	1230P3	12	9330P3R1H	20	GWP23FF	24	LL1553D11LN	47
26-302-LI	37	93MP19FFC	27	1230P3S	65	9330P4F1H	19	GWP29BBF	24	LL1553D11R4	47
26-351	34	93MP19FFP	29	1230P3SND	70	9330P4R1H	20	GWP29BF	24	LL1553D11RN	47
26-351-LI	35	93MP23BBFC	27	1230P4	12	9330P5F1H	19	GWP29FF	24	LL1553S11L4	47
26-352	36	93MP23BBFP	29	1230P4S	66	9330P5R1H	20	GWPS19BBF	24	LL1553S11LN	47
26-352-LI	37	93MP23BFC	27	1230P4SND	70	9336-2F1H	17	GWPS19FF	24	LL1553S11R4	47
26-401	34	93MP23BFF	29	1230P5	12	9336-2R1H	18	GWPS24BBF	24	LL1553S11RN	47
26-401-LI	35	93MP23FFC	27	1230P5S	66	9336-2S1	17	GWPS24FF	24	LL1566D11L4	48
26-402	36	93MP23FFP	29	1230P5SND	70	9336-3F1H	67	GWPS30BBF	24	LL1566D11LN	48
26-402-LI	37	93MP29BBFC	27	1230P5W	72	9336-3R1H	18	GWPS30FF	24	LL1566D11R4	48
26-451	34	93MP29BBFP	29	1230P6	13	9336-4F1H	17	H		LL1566D11RN	48
26-451-LI	35	93MP29BFC	27	1230P6S	66	9336-4R1H	18	HFB30	14, 21	LL1566S11L4	48
26-452	36	93MP29BFF	29	1230P6SND	70	9336-5F1H	18	HFB36	14, 21	LL1566S11LN	48
26-452-LI	37	93MP29FFC	27	1230P50M2SFF	65	9336-5R1H	18	HFB42	14, 21	LL1566S11R4	48
26-501	34	93MP29FFP	29	1230P50SND	70	9336-5R1H	13	HHDFB	13	LL1566S11RN	48
26-501-LI	35	93PT2B2FL	64	1230P54M2SFF	65	9336-FWS	68	L		LL1840D11L4	46
26-502	36	93PT2B2FR	64	1230P66M2SFF	65	9336P2F1H	19	LAB30	13	LL1840D11LN	46

LL1840D11R4.....46	LL3040D22LN.....52	LL3666S32L4.....57	LM1553D11LN.....47	LM2440S22R4.....52	LM3653S33LN.....57
LL1840D11RN.....46	LL3040D22R4.....52	LL3666S32LN.....57	LM1553D11R4.....47	LM2440S22RN.....52	LM3653S33R4.....57
LL1840S11L4.....46	LL3040D22RN.....52	LL3666S32R4.....57	LM1553D11RN.....47	LM2453S23L4.....53	LM3653S33RN.....57
LL1840S11LN.....46	LL3040S21L4.....51	LL3666S32RN.....57	LM1553S11L4.....47	LM2453S23LN.....53	LM3666D31L4.....55
LL1840S11R4.....46	LL3040S21LN.....51	LL3666S33L4.....58	LM1553S11LN.....47	LM2453S23N4.....59	LM3666D31LN.....55
LL1840S11RN.....46	LL3040S21R4.....51	LL3666S33LN.....58	LM1553S11R4.....47	LM2453S23NN.....59	LM3666D31R4.....55
LL1853D11L4.....47	LL3040S21RN.....51	LL3666S33R4.....58	LM1553S11RN.....47	LM2453S23RN.....53	LM3666D31RN.....55
LL1853D11LN.....47	LL3040S22L4.....52	LL3666S33RN.....58	LM1566D11L4.....48	LM2453S23R4.....53	LM3666D32L4.....57
LL1853D11R4.....47	LL3040S22LN.....52	LLERP1827.....60	LM1566D11LN.....48	LM2466D22L4.....52	LM3666D32LN.....57
LL1853D11RN.....47	LL3040S22R4.....52	LLERP1840.....60	LM1566D11RN.....48	LM2466D22LN.....52	LM3666D32RN.....57
LL1853S11L4.....47	LL3040S22RN.....52	LLERP1853.....60	LM1566D11R4.....48	LM2466D22R4.....52	LM3666D32RN.....57
LL1853S11LN.....47	LL3640D31L4.....54	LLERP1866.....60	LM1566S11L4.....48	LM2466D22RN.....52	LM3666D33L4.....58
LL1853S11R4.....47	LL3640D31LN.....54	LLERP2427.....60	LM1566S11LN.....48	LM2466S22L4.....52	LM3666D33LN.....58
LL1853S11RN.....47	LL3640D31R4.....54	LLERP2440.....60	LM1566S11R4.....48	LM2466S22LN.....52	LM3666D33R4.....58
LL1853S14L4.....50	LL3640D31RN.....54	LLERP2453.....60	LM1566S11RN.....48	LM2466S22LR4.....52	LM3666D33RN.....58
LL1853S14LN.....50	LL3640D32L4.....56	LLERP2466.....60	LM1840D11L4.....46	LM2466S22RN.....52	LM3666S22L4.....52
LL1853S14R4.....50	LL3640D32LN.....56	LM1227S11L4.....46	LM1840D11LN.....46	LM2466S24L4.....54	LM3666S22LN.....52
LL1853S14RN.....50	LL3640D32R4.....56	LM1227S11LN.....46	LM1840D11R4.....46	LM2466S24LN.....54	LM3666S22RN.....52
LL1866D11L4.....48	LL3640D32RN.....56	LM1227S11R4.....46	LM1840D11RN.....46	LM2466S24NN.....59	LM3666S23L4.....53
LL1866D11LN.....48	LL3640S31L4.....54	LM1227S11RN.....46	LM1840S11L4.....46	LM2466S24RN.....54	LM3666S23LN.....53
LL1866D11R4.....48	LL3640S31LN.....54	LM1227S12L4.....48	LM1840S11LN.....46	LM2466S24RN.....54	LM3666S23R4.....53
LL1866D11RN.....48	LL3640S31R4.....54	LM1227S12LN.....48	LM1840S11RN.....46	LM3040D21L4.....51	LM3666S23RN.....53
LL1866D12L4.....49	LL3640S31RN.....54	LM1227S12N4.....59	LM1840S11RN.....46	LM3040D21LN.....51	LM3666S31L4.....55
LL1866D12LN.....49	LL3640S32L4.....56	LM1227S12NN.....59	LM1853D11L4.....47	LM3040D21RN.....51	LM3666S31LN.....55
LL1866D12R4.....49	LL3640S32LN.....56	LM1227S12R4.....48	LM1853D11LN.....47	LM3040D21RN.....51	LM3666S31RN.....55
LL1866D12RN.....49	LL3640S32R4.....56	LM1227S12RN.....48	LM1853D11RN.....47	LM3040D22L4.....52	LM3666S31R4.....55
LL1866S11L4.....48	LL3640S32RN.....56	LM1240D11L4.....46	LM1853D11RN.....47	LM3040D22LN.....52	LM3666S32L4.....57
LL1866S11LN.....48	LL3653D31L4.....55	LM1240D11LN.....46	LM1853S11L4.....47	LM3040D22RN.....52	LM3666S32LN.....57
LL1866S11R4.....48	LL3653D31LN.....55	LM1240D11R4.....46	LM1853S11LN.....47	LM3040D22RN.....52	LM3666S32RN.....57
LL1866S11RN.....48	LL3653D31R4.....55	LM1240D11RN.....46	LM1853S11RN.....47	LM3040D22RN.....52	LM3666S32RN.....57
LL1866S12L4.....49	LL3653D31RN.....55	LM1240S11L4.....46	LM1853S11RN.....47	LM3040S21L4.....51	LM3666S32RN.....57
LL1866S12LN.....49	LL3653D32L4.....56	LM1240S11LN.....46	LM1853S14L4.....50	LM3040S21LN.....51	LM3666S33L4.....58
LL1866S12R4.....49	LL3653D32LN.....56	LM1240S11RN.....46	LM1853S14LN.....50	LM3040S21RN.....51	LM3666S33LN.....58
LL1866S12RN.....49	LL3653D32R4.....56	LM1240S11RN.....46	LM1853S14N4.....59	LM3040S21RN.....51	LM3666S33R4.....58
LL1866S13L4.....50	LL3653D32RN.....56	LM1253D11L4.....47	LM1853S14NN.....59	LM3040S22L4.....52	LM3666S33RN.....58
LL1866S13LN.....50	LL3653D33L4.....57	LM1253D11LN.....47	LM1853S14R4.....50	LM3040S22LN.....52	LM30.....14
LL1866S13R4.....50	LL3653D33LN.....57	LM1253D11RN.....47	LM1853S14RN.....50	LM3040S22RN.....52	LM30.....14
LL1866S13RN.....50	LL3653D33R4.....57	LM1253D11RN.....47	LM1853S14RN.....50	LM3040S22RN.....52	LM30.....14
LL2427S22L4.....51	LL3653D33RN.....57	LM1253S11L4.....47	LM1866D11L4.....48	LM3040S22RN.....52	LM30.....14
LL2427S22LN.....51	LL3653S24L4.....53	LM1253S11LN.....47	LM1866D11LN.....48	LM3640D31L4.....54	LMST1214.....60
LL2427S22RN.....51	LL3653S24LN.....53	LM1253S11RN.....47	LM1866D11RN.....48	LM3640D31LN.....54	LMST1218.....60
LL2427S22RN.....51	LL3653S24RN.....53	LM1253S11RN.....47	LM1866D11RN.....48	LM3640D31R4.....54	LMST1518.....60
LL2440D21L4.....51	LL3653S24RN.....53	LM1253S13L4.....49	LM1866D12L4.....49	LM3640D31RN.....54	LMST1524.....60
LL2440D21LN.....51	LL3653S31L4.....55	LM1253S13LN.....49	LM1866D12LN.....49	LM3640D32L4.....56	LMST1818.....60
LL2440D21R4.....51	LL3653S31LN.....55	LM1253S13N4.....59	LM1866D12RN.....49	LM3640D32LN.....56	LMST1824.....60
LL2440D21RN.....51	LL3653S31R4.....55	LM1253S13NN.....59	LM1866D12RN.....49	LM3640D32RN.....56	LMST1824.....60
LL2440D22L4.....52	LL3653S31RN.....55	LM1253S13RN.....49	LM1866S11L4.....48	LM3640D32RN.....56	LMST2418.....60
LL2440D22LN.....52	LL3653S32L4.....56	LM1266D11L4.....48	LM1866S11LN.....48	LM3640D32RN.....56	LMST2424.....60
LL2440D22R4.....52	LL3653S32LN.....56	LM1266D11LN.....48	LM1866S11RN.....48	LM3640D32RN.....56	LMST3018.....60
LL2440D22RN.....52	LL3653S32R4.....56	LM1266D11RN.....48	LM1866S12L4.....49	LM3640D32RN.....56	LMST3018.....60
LL2440S21L4.....51	LL3653S32RN.....56	LM1266D11R4.....48	LM1866S12LN.....49	LM3640D32RN.....56	LMST3024.....60
LL2440S21LN.....51	LL3653S33L4.....57	LM1266D11RN.....48	LM1866S12RN.....49	LM3640S31R4.....54	LMST3618.....60
LL2440S21RN.....51	LL3653S33LN.....57	LM1266D12L4.....49	LM1866S12RN.....49	LM3640S31RN.....54	LMST3624.....60
LL2440S22L4.....52	LL3653S33RN.....57	LM1266D12LN.....49	LM1866S13L4.....50	LM3640S32L4.....56	M.....M
LL2440S22LN.....52	LL3666D31L4.....55	LM1266D12RN.....49	LM1866S13LN.....50	LM3640S32LN.....56	MS-3624.....66
LL2440S22RN.....52	LL3666D31LN.....55	LM1266D12RN.....49	LM1866S13RN.....50	LM3640S32LN.....56	MST-18.....67
LL2440S23L4.....53	LL3666D31RN.....55	LM1266D12RN.....49	LM1866S13RN.....50	LM3640S32RN.....56	P.....P
LL2453S23L4.....53	LL3666D32L4.....57	LM1266D12RN.....49	LM1866S13RN.....50	LM3640S32RN.....56	PD.....14, 21
LL2453S23LN.....53	LL3666D32LN.....57	LM1266D12RN.....49	LM1866S13RN.....50	LM3640S32RN.....56	T.....T
LL2453S23RN.....53	LL3666D32RN.....57	LM1266D12RN.....49	LM1866S13RN.....50	LM3640S32RN.....56	T1830.....15
LL2466D22L4.....52	LL3666D32RN.....57	LM1266D12RN.....49	LM1866S13RN.....50	LM3640S32RN.....56	T1836.....15
LL2466D22LN.....52	LL3666D33L4.....58	LM1266D12RN.....49	LM1866S13RN.....50	LM3640S32RN.....56	T1842.....15
LL2466D22R4.....52	LL3666D33LN.....58	LM1266D12RN.....49	LM1866S13RN.....50	LM3640S32RN.....56	T1860.....15
LL2466D22RN.....52	LL3666D33RN.....58	LM1266D12RN.....49	LM1866S13RN.....50	LM3640S32RN.....56	T1872.....15
LL2466S22L4.....52	LL3666D33RN.....58	LM1266D12RN.....49	LM1866S13RN.....50	LM3640S32RN.....56	T1884.....15
LL2466S22LN.....52	LL3666S22L4.....52	LM1266D12RN.....49	LM1866S13RN.....50	LM3640S32RN.....56	T1890.....15
LL2466S22RN.....52	LL3666S22LN.....52	LM1266D12RN.....49	LM1866S13RN.....50	LM3640S32RN.....56	T18108.....15
LL2466S24L4.....54	LL3666S22RN.....52	LM1266D12RN.....49	LM1866S13RN.....50	LM3640S32RN.....56	T18120.....15
LL2466S24LN.....54	LL3666S24L4.....54	LM1266D12RN.....49	LM1866S13RN.....50	LM3640S32RN.....56	WFL50.....61
LL2466S24RN.....54	LL3666S24LN.....54	LM1266D12RN.....49	LM1866S13RN.....50	LM3640S32RN.....56	WFL100.....61
LL3040D21L4.....51	LL3666S24RN.....54	LM1266D12RN.....49	LM1866S13RN.....50	LM3640S32RN.....56	WFL150.....61
LL3040D21LN.....51	LL3666S23RN.....53	LM1266D12RN.....49	LM1866S13RN.....50	LM3640S32RN.....56	WFL200.....61
LL3040D21RN.....51	LL3666S23RN.....53	LM1266D12RN.....49	LM1866S13RN.....50	LM3640S32RN.....56	WFL250.....61
LL3040D22L4.....52	LL3666S23RN.....53	LM1266D12RN.....49	LM1866S13RN.....50	LM3640S32RN.....56	

Global offices in Canada

Head Office

560 Supertest Road
Toronto, Ontario
M3J 2M6
T (416) 650-6500

Toronto Sales Office

1350 Flint Road
Toronto, Ontario
M3J 2J7
T (416) 661-3660

Showrooms

Calgary

237 8 Avenue SE, Suite 302
Calgary, Alberta
T2G 5C3
T (403) 250-7770

The Blueprint Montreal

1010 Sainte-Catherine Street W, Mezz 2
Montreal, Quebec
H3B 1E7
T (514) 866-4331

Ottawa

251 Laurier Avenue West, Suite 400
Ottawa, Ontario
K1P 5J6
T (613) 234-2881
Please call ahead to book an appointment.

Edmonton

10158 103 Street NW, Suite 201
Edmonton, Alberta
T5J 0X6
T (780) 444-8922

Toronto

1350 Flint Road
Toronto, Ontario
M3J 2J7
T (416) 661-3660

Vancouver

675 West Hastings Street, Suite 1000
Vancouver, British Columbia
V6B 1N2
T (604) 432-1701

Halifax

1061 Marginal Road, Suite 120
Halifax, Nova Scotia
B3H 4P7
T (902) 422-7434

The Blueprint Toronto

(MetroCentre)
200 Wellington Street West, Suite 1602
Toronto, Ontario
M5V 3C7

Winnipeg

111 Lombard Avenue, Suite 220
Winnipeg, Manitoba
R3B 0T4
T (204) 925-3350

