

**Filing + Storage**

Pricing effective January 1, 2023 - Canada

Revised March 11, 2024



PRICE LIST  
**filing + storage**



# think global

## THE GLOBAL EDGE

### ERGONOMICS IN THE OFFICE

- Full range of ergonomically designed workplace, healthcare and office furniture with competitive pricing and built-in value.

### STRENGTH AND STABILITY

- Established in 1966.
- One of North America's largest office furniture manufacturers.
- Manufacturing and showrooms worldwide.

### QUICK SHIP PROGRAM

- Global's Quick Ship program offers the most comprehensive product offering across Canada.
- While we offer many additional products in a wide array of styles and colors, many items will be available to ship to you in as little as two days.

### STRONG LOCAL REPRESENTATION

- Service and expert advice where you are, when you need it!

### MANUFACTURING CAPABILITY

- Vertical integration ensures "start to finish" control.
- Ongoing research and investment in new, innovative production technology.

### QUALITY ASSURANCE

- The quality program is registered to ISO 9001.
- On-site furniture testing facility.
- Products and components are tested to meet or exceed ANSI/BIFMA standards.
- Products backed by Global's Limited Lifetime Warranty.

### ENVIRONMENTAL COMMITMENT

- Continuous development of "earth friendly" programs.
- One of the first molded foam manufacturers to create ozone-friendly, CFC and HFC-free processes.
- Many seat and back pans are made from recyclable plastics and wood waste, enabling little waste and cost effective products.

TABLE OF CONTENTS

WORKPLACE

FILING + STORAGE	FILING + STORAGE (cont'd)	REFERENCE
Bookcases .....66	Storage cabinets .....61	Key List Form.....76
1200 Series .....66	1200 Series .....61	Textiles and Finishes.....69
File Buddy.....16	9300 Series .....64	Terms and Conditions.....73
Lateral files.....6	9300P Series .....64	Lifetime Warranty .....77
Lateral file specifications.....7	Vertical files .....26	Index.....78
1200 Series .....10	Vertical file specifications.....28	
9300 Series .....17	2600 Series .....30	
9300P Series .....19	2600P Series .....32	
Lateral file accessories .....13	2800 Series .....34	
Lateral file tops .....15	2800P Series .....36	
Pedestals .....22	Vertical file accessories .....38	
1200 Series .....22	Wardrobes.....68	
G Series.....24		
Stagecoach.....25		
Personal lockers .....39		
1200 Series .....42		
Personal towers .....58		
1200 Series .....58		
9300P Series .....60		

FILING + STORAGE

Lateral files.....6

    1200 Series .....10

    9300 Series .....17

    9300P Series .....19

Pedestals .....22

Personal towers .....58

Storage cabinets .....61

Lateral file accessories .....13

Personal lockers .....39

    1200 Series .....42

Vertical files .....26

    2600 Series .....30

    2600P Series .....32

    2800 Series .....34

Wardrobes.....68

# filing and storage



Lateral files

6



Pedestals

22



Personal lockers

39



Personal towers

58



Vertical files

26



Storage cabinets/bookcases

61



Wardrobes

68



File Buddy

16



Global's wide variety of lateral files can satisfy every price point and individual style. Choose from center or full pulls, fixed or receding drawer fronts, various size drawer openings and a range of colors to coordinate with any office.

## 1200 Series

Premium products configured to suit your needs; build your cabinet as you specify from the top down. Features fixed front or receding doors with looped full pulls handles and full welded seamless tops to deliver strength and clean aesthetics. Drawer fronts also have a welded reinforcement channel for additional strength. Available with extra large openings to accommodate binders. Posting shelves, half-height drawers and electronic locks are also available. Drawer fronts align when placing multiple heights next to one another. Lock is always located between the 3<sup>rd</sup> and 4<sup>th</sup> position (except on 1 1/2 and 2 high units).

## 9300 Series

Features a center pull and seamless welded corners to provide lasting strength and durability. Available with both fixed or receding doors.

## 9300P Series

Features a looped full pull for convenient opening and upscale appearance. Smooth, seamless welded corners provide lasting strength and durability. Available with both fixed or receding doors.

## Features and Benefits

- Standard locks with removable cores for keying alike.
- Standard lock bars on both sides of cabinet provide increased security.
- Positive interlocking system prevents tipping by allowing only one drawer to open at a time.
- Full extension ball bearing suspensions.
- "B" openings are large enough to accommodate standard 3-ring binders.
- Side-to-side hanging file bars included for filing letter or legal size documents.
- Standard leveling glides ensure drawers are easy to open.
- Earth friendly electrostatically applied coating protects the environment and provides a durable finish.
- Available in a range of colors, including special paint finishes - see notes for details.



Core removable cam locks are standard.



Leveling glides keep the file case true ensuring easy open drawers.



Full depth shelves for legal documents.

## DESIGN AND CONSTRUCTION FEATURES OF 9300, 9300P FILES

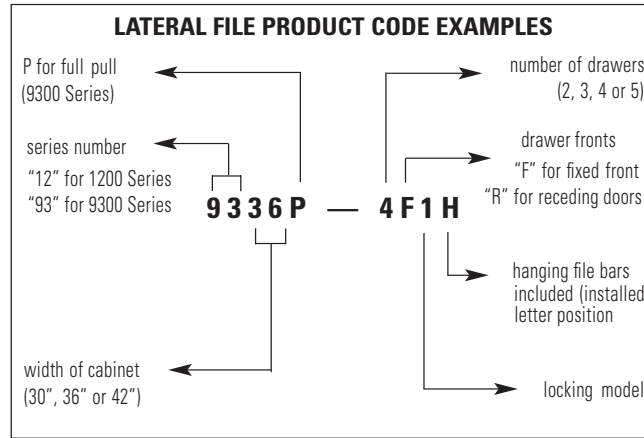
- **THE LETTER “P” IN THE MODEL NUMBER DESIGNATES FULL PULL MODELS.** All other models have recessed center pulls.
- An earth friendly electrostatically applied coating protects the environment and provides a durable finish.
- Internal steel corner gussets increase strength and rigidity.
- Case construction combines spot and mig welding for greater durability. Top cap stiffener included for added strength.
- Indents on cabinet sides show ganging locations.
- Standard locks have removable cores for keying alike or later modification in your office. *Core removal keys are available; please contact your Global Customer Service representative.*
- STANDARD LOCK BARS ARE ON BOTH SIDES OF CABINET, PROVIDING INCREASED SECURITY.
- Positive interlocking system is integrated into each suspension allowing only one drawer to be opened at a time.
- Full extension ball bearing suspensions with built-in feature prevent drawer bounce back and creepage.
- “B” OPENINGS: refer to binder height openings.
- “B” OPENINGS (with receding doors) will accommodate letter, legal and A4 hanging folders, plus STANDARD THREE RING BINDERS.
- “B” OPENINGS (with fixed drawer fronts) will accommodate letter, legal and A4 hanging folders, plus EDP SUSPENDED DATA BINDERS.
- “L” OPENINGS: refer to letter height openings.
- “L” OPENINGS (with receding doors or fixed drawer fronts) will accommodate letter, legal or A4 hanging file folders.
- Receding doors slide easily into cabinet.
- Pull-out shelves have a rolled front edge. Fixed shelves (custom order only) have a flat front edge for easier material retrieval.
- **Interior drawer parts and all accessories** are EFC (environmentally friendly color - a variable charcoal-like color as a result of the use of recycled finishing materials).
- Side-to-side hanging file bars are included in standard configurations and are fully assembled. These can be positioned for letter or legal materials.
- Four adjustable leveling glides are easily accessible from inside the cabinet to assist in quick and proper installation.
- For environmental certification, please visit [globalfurnituregroup.com](http://globalfurnituregroup.com).
- Lifetime Warranty.
- Counterweights are available. Please contact your Global Sales Representative for further information.

LATERAL FILE SERIES	1200	9300	9300P
<b>CONSTRUCTION</b>			
Top stiffener bar	•	•	•
Corner gussets for increased strength	•	•	•
Ganging drill points	—	—	—
Central locking system with core removable cam locks included	•	•	•
Electronic lock option	•	—	—
Leveling glides (accessible from inside cabinet)	•	•	•
Counterweights (required in all heights/widths and must be factory installed)	optional	optional	optional
Lock: key #, key alike, key differently	optional	optional	optional
<b>DRAWERS / SHELVES</b>			
Drawer interlocking system	•	•	•
3-stage anti-bounce back suspension	•	•	•
Side-to-side file bars, pre-installed (for letter & legal)	•	•	•
Front-to-back file bars	optional	optional	optional
Fixed front drawers	optional	available	available
Receding doors, roll-out shelves	optional	—	—
Receding doors, fixed shelves	optional	—	—
Fully receding doors	•	—	•
Plate dividers - full height drawers	optional	optional	optional
Plate dividers - half height drawers	optional	—	—
Posting shelf (restrictions apply) Not available on all "B" opening cabinets	optional	—	—
Integrated center pull	—	•	—
Integrated full pull	•	—	•
Slotted, pull-out shelves with rolled edge	•	•	•
Slimline satin aluminum handles	—	—	—
Integrated label holder	•	•	•
Gauge cold-rolled steel	18-22	18-22	18-22
<b>DRAWER HEIGHTS</b>			
Standard drawer heights (exterior) B = Big drawer L = Little drawer	12"	<b>B - 13 5/16"</b> <b>L - 11 3/16"</b>	<b>B - 13 5/16"</b> <b>L - 11 3/16"</b>
Half-height drawers	optional	—	—
Ring binder storage	B option restrictions apply	•	•
<b>SIZES / DIMENSIONS</b>			
Depth	18"	18"	18"
Widths	30", 36", 42"	30", 36", 42"	30", 36", 42"
Height - 1 1/2 drawer	21 3/4"	—	—
Height - 2 drawer	varies	27 1/8"	27 1/8"
Height - 3 drawer	varies	40 1/2"	40 1/2"
Height - 4 drawer	varies	54"	54"
Height - 5 drawer	varies	65 1/4"	65 1/4"

## LEGEND

- item is standard in selected series
- not available in selected series





## IMPORTANT ORDERING INFORMATION

- Hanging file bars (accessory model - HBF) are included with standard products. When ordering custom drawer configurations hanging file bars (HBF) must be ordered for each drawer.
- Factory installed counterweight is recommended for use in 30", 36" & 42" wide 2, 3, 4 & 5 drawer freestanding lateral files.
- The following page describes the accessories needed to optimize various filing configurations.

## SPECIFICATIONS

- Specifications marked with an \* are applicable to only those products which have the \* symbol beside the product name.

## STANDARD PAINT FINISHES

BLK Black	BNE Bone	BGR Business Grey	CHR Charcoal	CLT Claret
DPT Desert Putty	DWT Designer White	FOG Fog	GRY Grey	ICE Ice
IVR Ivory	LGR Light Grey	MET Metro	MOS Moss	NAVY Navy
NEV Nevada	OYS Oyster	SIL Silver	SKY Sky	STN Stone
SGR Storm Grey	TSA Tahiti Sand	TPE Taupe	TUN Tungsten*	WIL Willow

\*10% upcharge applies

## TEXTURED PAINT FINISHES

BKC Black Coffee	BZD Blizzard	DCH Dark Chocolate	MCH Mocha	SDT Stonedust
------------------	--------------	--------------------	-----------	---------------

## SPECIAL PAINT FINISHES

- All special colors must use **one** uniform color per series (example: 9300 Series laterals). Quantities of 1 to 10 add 10%; 11 or more **no upcharge**.
- Mica and Metallic finishes, add 10% upcharge.
- Special White finishes, add 10% upcharge.
- Tungsten finish, add 10% upcharge.
- ALL NON-STANDARD FINISHES MUST BE APPROVED BY GLOBAL BEFORE ANY ORDER WILL BE ACCEPTED. LONGER LEAD TIMES WILL APPLY.
- Thumb latches and handles limited to colors listed above. You must choose closest or contrasting color at the time of order.

## LOCKS

- Available as standard with random numbers, or with optional key alike or specified key numbers. Specify with key numbers W401 to W559. No upcharge. Where applicable.

## COUNTERWEIGHTS

- To meet BIFMA standards for freestanding applications, counterweights are required. Must be factory installed.

### 9300 and 9300P Series

30" wide	Upcharge	Added weight (lbs)	36" wide	Upcharge	Added weight (lbs)	42" wide	Upcharge	Added weight (lbs)
2H	<b>\$167</b>	38	2H	<b>\$206</b>	47	2H	<b>\$213</b>	47
3H	<b>\$147</b>	36	3H	<b>\$160</b>	36	3H	<b>\$184</b>	44
4H	<b>\$107</b>	23	4H	<b>\$116</b>	28	4H	<b>\$147</b>	36
5H	<b>\$32</b>	6	5H	<b>\$35</b>	6	5H	<b>\$37</b>	6

## INTERIOR CLEAR OPENING WIDTH DIMENSIONS & FILING CAPACITIES

### 30" WIDE CABINETS

Fixed front drawer	26.625"
Receding door and roll-out shelf	26.625"
Receding door and fixed shelf	26.625"
Receding door and fixed shelf (12" openings)	28.312"

### 36" WIDE CABINETS





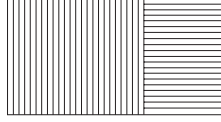









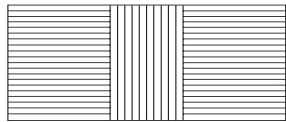
Fixed front drawer	32.625"
Receding door and roll-out shelf	32.625"
Receding door and fixed shelf	32.625"
Receding door and fixed shelf (12" openings)	34.312"

### 42" WIDE CABINETS

Fixed front drawer	38.625"
Receding door and roll-out shelf	38.625"
Receding door and fixed shelf	38.625"
Receding door and fixed shelf (12" openings)	40.312"

Lateral files afford flexibility in filing configuration. Choose the best option based on materials to be filed and convenience for the user.

**Additional hanging folder supports or conversion kits may be necessary to achieve your desired drawer configuration.**

	12" Letter "B" & "L" Openings, Fixed Front Drawers & Roll-out Shelves	12" Legal "B" & "L" Openings, Fixed Front Drawers & Roll-out Shelves	EDP "B" Opening, Fixed Front Drawers
<b>30" Wide Units</b> side-to-side  HFB30 side-to-side file bars are included in standard product.	 Capacity - 26 5/8"	 Capacity - 26 5/8"	 Capacity - 26 9/16" <b>Need ONE pair EDPs</b>
<b>30" Wide Units</b> front-to-back  <b>Not Standard</b> See chart to order the correct number of FBBs per drawer.	 Capacity - 31 1/2 " <b>Need ONE pair of FBB &amp; HFB30</b> <i>Not recommended for "L" Openings with receding doors and roll-out shelves</i>	 Capacity - 26 5/8 " <b>Need ONE pair of FBB &amp; HFB30</b> <i>Not recommended for "L" Openings with receding doors and roll-out shelves</i>	NOT AVAILABLE
	<b>Letter</b>	<b>Legal</b>	<b>EDP</b>
<b>36" Wide Units</b> side-to-side  HFB36 side-to-side file bars are included in standard product.	 Capacity - 32 5/8"	 Capacity - 32 5/8"	 Capacity - 32 5/8 " <b>Need ONE pair EDPs</b>
<b>36" Wide Units</b> front-to-back  <b>Not Standard</b> See chart to order the correct number of FBBs per drawer.	 Capacity - 31 1/2 " <b>Need ONE pair of FBB &amp; HFB36</b> <i>Not recommended for "L" Openings with receding doors and roll-out shelves</i>	 Capacity - 31 1/2 po <b>Need ONE pair of FBB &amp; HFB36</b> <i>Not recommended for "L" Openings with receding doors and roll-out shelves</i>	NOT AVAILABLE
	<b>Letter</b>	<b>Legal</b>	<b>EDP</b>
<b>42" Wide Units</b> side-to-side  HFB42 side-to-side file bars are included in standard product.	 Capacity - 38 5/8"	 Capacity - 38 5/8"	 Capacity - 38 5/8 " <b>Need ONE pair EDPs</b>
<b>42" Wide Units</b> front-to-back  <b>Not Standard</b> See chart to order the correct number of FBBs per drawer.	 Capacity - 47 1/4 " <b>Need TWO pairs of FBB &amp; HFB42</b> <i>Not recommended for "L" Openings with receding doors and roll-out shelves</i>	 Capacity - 40 1/16" <b>Need TWO pairs of FBB &amp; HFB42</b> <i>Not recommended for "L" Openings with receding doors and roll-out shelves</i>	NOT AVAILABLE

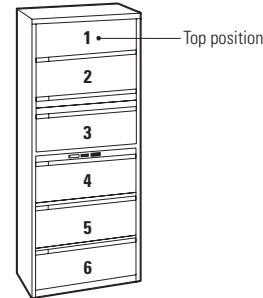
# L 1200 LATERAL FILES - HOW TO SPECIFY

## HOW TO SPECIFY

1. Select a **model number** which determines: width, full pull and number of openings (height). *Example: 1230P2 = 1200 Series, 30" wide, full pull, 2-high unit*
2. Select **drawer options**. **Always begin with the top drawer and move down to next position.**

Default as shown on product pages	Available options by position					
	Top position	2 <sup>nd</sup> position	3 <sup>rd</sup> position	4 <sup>th</sup> position	5 <sup>th</sup> position	6 <sup>th</sup> position
1 1/2 high SF	S, H	F, S, R, H	-	-	-	-
2 high FF	F, S, R, B, H	F, S, R, H	-	-	-	-
3 high FFF	F, S, R, B, H	F, S, R, H	F, S, R, H	-	-	-
4 high FFFF	F, S, R, B, H	F, S, R, H	F, S, R, H	F, S, R, H	-	-
5 high SFFFF	S, R, B	F, S, R, H	F, S, R, H	F, S, R, H	F, S, R, H	-
6 high* SSFFFF	S, B	S, R, B	F, S, R, H	F, S, R, H	F, S, R, H	F, S, R, H

\* top drawer always fixed shelf receding front, (12" or "B" opening)



3. Select optional **posting shelf (P)**. Optional on 4, 5 and 6 high files only.
4. Select optional **counterweight (C)**. Leave blank for no counterweight. *To meet BIFMA standards for freestanding lateral files, **counterweight must be factory installed**.*
5. Select optional **key alike** (select key number) or **eLock (E)**. Leave blank for standard random lock. Lock range available.
6. Select **finish**.

**EXAMPLE 1200 SERIES ORDER CODE:** 1236P6 - (S) (S) (F) (F) (F) (H) (P) (C) (E) (CHR)

1236P6 -	S	S	F	F	F	H	P	C	E	CHR
1200 Series 36" wide Full pull 6 high	Top position: Fixed shelf	2 <sup>nd</sup> position: Fixed shelf	3 <sup>rd</sup> position: Fixed front drawer	4 <sup>th</sup> position: Fixed front drawer	5 <sup>th</sup> position: Fixed front drawer	6 <sup>th</sup> position: 2 half-height drawers	Posting shelf	Counterweight	Electronic lock	Charcoal

## ADDITIONAL NOTES

- All drawers and full shelves on the 1200 Series are slotted to accept full height dividers.
- Optional posting shelf for 4, 5 and 6 high units is positioned between 3<sup>rd</sup> from bottom and 4<sup>th</sup> from bottom opening.
- Standard three ring binders may only be stored in optional binder height with fixed or pull-out shelves.

For binder height with receding front door and fixed shelf, please specify **(B)**.\*\*

\*\* Available on **position 1 (top)** on 2, 3, 4 or 5 high units; available on **positions 1 and 2** on 6 high units.

When **(B)** option is specified, the height of the unit is as follows:

2 high with "B" opening on top position = 29.125"

3 high with "B" opening on top position = 41.875"

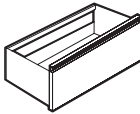
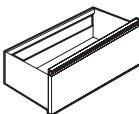
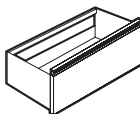
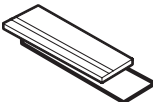
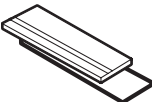
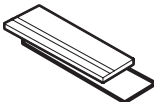
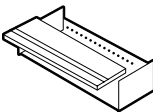
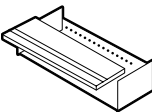
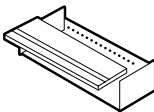
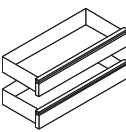
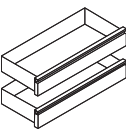
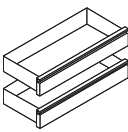
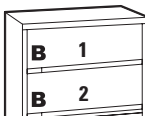

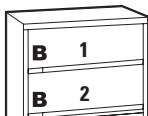
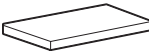
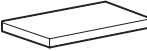
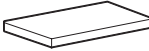
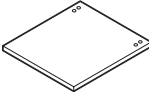
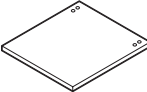
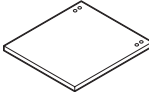



4 high with "B" opening on top position = 55.375"

5 high with "B" opening on top position = 67.25"

6 high with "B" opening on top position = 79.25"

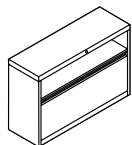
6 high with "B" opening on top and 2<sup>nd</sup> positions = 80.625"

- When the eLock **(E)** option is specified for 2 high cabinets, the overall height of the units is increased by 0.75" (from 27.75" to 28.5"H) to accommodate the locking mechanism.
- For End Tab filing only, specify S option (S = fixed shelf with receding door) for each opening to accommodate standard end tab files. Inside shelf clearance 10.625" H.

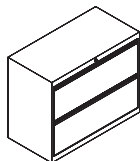
30" WIDE			36" WIDE			42" WIDE		
1230P1X (1 1/2H)	\$1145	Prices shown include case and fixed fronts	1236P1X (1 1/2H)	\$1168	Prices shown include case and fixed fronts	1242P1X (1 1/2H)	\$1219	Prices shown include case and fixed fronts
1230P2 (2H)	\$1285		1236P2 (2H)	\$1320		1242P2 (2H)	\$1357	
1230P3 (3H)	\$1722		1236P3 (3H)	\$1771		1242P3 (3H)	\$1825	
1230P4 (4H)	\$2156		1236P4 (4H)	\$2223		1242P4 (4H)	\$2289	
1230P5 (5H)	\$2585		1236P5 (5H)	\$2665		1242P5 (5H)	\$2746	
1230P6 (6H)	\$3197		1236P6 (6H)	\$3295		1242P6 (6H)	\$3390	
LIST UPCHARGES								
30" COMPONENTS:			36" COMPONENTS:			42" COMPONENTS:		
	F - Fixed Front Roll-Out Drawer	\$0		F - Fixed Front Roll-Out Drawer	\$0		F - Fixed Front Roll-Out Drawer	\$0
	S - Fixed Shelf w/Receding Door	\$0		S - Fixed Shelf w/Receding Door	\$0		S - Fixed Shelf w/Receding Door	\$0
	R - Roll-Out Shelf w/Receding Door	\$34		R - Roll-Out Shelf w/Receding Door	\$41		R - Roll-Out Shelf w/Receding Door	\$52
	H - Half-Height Drawers	\$342		H - Half-Height Drawers	\$361		H - Half-Height Drawers	\$376
	B - Binder** Receding Door with Fixed Shelf	\$100		B - Binder** Receding Door with Fixed Shelf	\$119		B - Binder** Receding Door with Fixed Shelf	\$133
	P - Posting Shelf	\$293		P - Posting Shelf	\$310		P - Posting Shelf	\$327
	C - Counterweight			C - Counterweight			C - Counterweight	
	Added weight (lbs.)			Added weight (lbs.)			Added weight (lbs.)	
(1 1/2H)	64	\$419	(1 1/2H)	55.75	\$443	(1 1/2H)	72	\$485
(2H)	42	\$282	(2H)	48	\$327	(2H)	61.2	\$395
(3H)	32.8	\$240	(3H)	42	\$254	(3H)	42	\$395
(4H)	32.8	\$208	(4H)	30.6	\$240	(4H)	42	\$277
(5H)	20.2	\$146	(5H)	18.8	\$146	(5H)	24	\$146
(6H)	20.2	\$146	(6H)	18.8	\$146	(6H)	24	\$146
	E - eLock	\$479		E - eLock	\$479		E - eLock	\$479
1 2 3 4 5 OPEN 6 7 8 9 0 LOCK			1 2 3 4 5 OPEN 6 7 8 9 0 LOCK			1 2 3 4 5 OPEN 6 7 8 9 0 LOCK		

# L 1200 LATERAL FILES

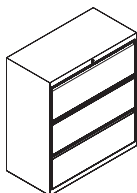
## 1200 - LATERAL FILES



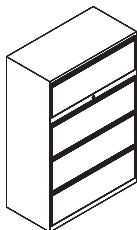
**1 1/2 High Lateral File**



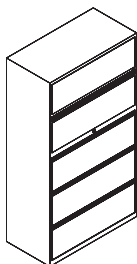
**2 High Lateral File**



**3 High Lateral File**



**4 High Lateral File**



**5 High Lateral File**

### MODEL #

### DIMENSIONS

### WT/LB.

### CUBIC FT.

### LIST PRICE

#### W x D x H

1230P1X	30 x 18 x 21.75	78.5	8.26	<b>\$1145</b>
1236P1X	36 x 18 x 21.75	86.1	9.84	<b>\$1168</b>
1242P1X	42 x 18 x 21.75	90.6	11.41	<b>\$1219</b>

Image and list price shown represents "SF" configuration, 12xxP1X-(SF). One 6"H open shelf (no receding door) and one 12"H fixed front lateral file drawer. Locking. Optional half-height drawers available, see page 11. Shipped assembled in 1 carton.

1230P2	30 x 18 x 28.5	88.4	10.39	<b>\$1285</b>
1236P2	36 x 18 x 28.5	101.3	12.37	<b>\$1320</b>
1242P2	42 x 18 x 28.5	113.2	14.35	<b>\$1357</b>

Image and list price shown represents "FF" configuration, 12xxP2-(FF). Two 12"H fixed front lateral file drawers. Locking. Side-to-side hanging file bars included. Other options available, see page 11. Shipped assembled in 1 carton.

1230P3	30 x 18 x 40.5	124.6	14.92	<b>\$1722</b>
1236P3	36 x 18 x 40.5	138.9	17.77	<b>\$1771</b>
1242P3	42 x 18 x 40.5	144.9	20.61	<b>\$1825</b>

Image and list price shown represents "FFF" configuration, 12xxP3-(FFF). Three 12"H fixed front lateral file drawers. Locking. Side-to-side hanging file bars included. Other options available, see page 11. Shipped assembled in 1 carton.

1230P4	30 x 18 x 54	158.8	19.63	<b>\$2156</b>
1236P4	36 x 18 x 54	176.5	23.38	<b>\$2223</b>
1242P4	42 x 18 x 54	187.2	27.12	<b>\$2289</b>

Image and list price shown represents "FFFF" configuration, 12xxP4-(FFFF). Four 12"H fixed front lateral file drawers. Locking. Side-to-side hanging file bars included. Other options available, see page 11. Shipped assembled in 1 carton.

1230P5	30 x 18 x 65.88	195.1	23.94	<b>\$2585</b>
1236P5	36 x 18 x 65.88	216.2	28.51	<b>\$2665</b>
1242P5	42 x 18 x 65.88	223.5	33.07	<b>\$2746</b>

Image and list price shown represents "SFFFF" configuration, 12xxP5-(SFFFF). One 12"H fixed shelf with receding door at the top and four fixed front lateral file drawers. Locking. Side-to-side hanging file bars included. Other options available, see page 11. Shipped assembled in 1 carton.

### Required specifications


Option for each opening  
Paint finish

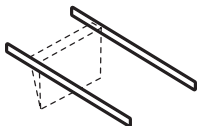

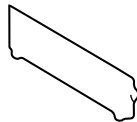
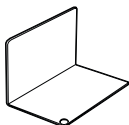

### Optional specifications

Posting shelf (4, 5 and 6 high units)  
Counterweight (recommended for freestanding applications; must be factory installed)  
Key alike or eLock

### Accessories

Front-to-back file bars  
Plate dividers

1200 - LATERAL FILES	MODEL #	DIMENSIONS	WT/LB.	CUBIC FT.	LIST PRICE
 <p><b>6 High Lateral File*</b></p>		<b>W x D x H</b>			
	1230P6	30 x 18 x 77.88	226.7	28.21	<b>\$3197</b>
	1236P6	36 x 18 x 77.88	251.2	33.58	<b>\$3295</b>
	1242P6	42 x 18 x 77.88	258.9	38.96	<b>\$3390</b>
<p>Image and list price shown represents "SSFFFF" configuration, 12xP6-(SSFFFF). Two 12"H fixed shelves with receding doors at the top and four fixed front lateral file drawers. Locking. Side-to-side hanging file bars included. Other options available, see page 11. Shipped assembled in 1 carton.</p>					

1200 - LATERAL FILE ACCESSORIES					
 <p><b>Side-to-Side Hanging File Bars</b></p>	12FB30	27.25"x 0.37 x 0.37	1.7	0.1	<b>\$53</b>
	12FB36	33.25"x 0.37 x 0.37	2	0.12	<b>\$53</b>
	12FB42	39.25"x 0.37 x 0.37	2.2	0.23	<b>\$53</b>
One pair of side-to-side hanging file bars. For use with 1200 Series only.					
 <p><b>Legal-to-Letter Adapter Bar</b></p>	LAB30	30"W	2	0.16	<b>\$28</b>
	LAB36	36"W	2	0.19	<b>\$28</b>
	LAB42	42"W	2	0.22	<b>\$28</b>
Legal-to-letter size adapter bar. For use with 1200 Series only.					
 <p><b>Half Height Plate Dividers</b></p>	EXHHPD	15.5 x 0.05 x 3.9	2.5	0.08	<b>\$122</b>
	Three per package. For full depth half height plate divider. For use with 1200, 9300 and 9300P series. <b>EFC</b> (environmentally friendly color - a variable charcoal-like color as a result of the use of recycled finishing materials).				
 <p><b>Half Height Drawer Follower Block</b></p>	HHDFB	5 x 4 x 4	2.2	0.1	<b>\$117</b>
	Three per package. Half height drawer follower block for half height drawers. For use with 1200 Series only. <b>EFC</b> (environmentally friendly color - a variable charcoal-like color as a result of the use of recycled finishing materials).				
 <p><b>End Tab Files Accessory</b></p>	ETFB30	-	2	0.17	<b>\$23</b>
	ETFB36	-	2	0.2	<b>\$28</b>
	ETFB42	-	2	0.23	<b>\$29</b>
1200 Series accommodates end tab filing with (S) option - fixed shelves with receding door openings. One each per drawer. <b>EFC</b> (environmentally friendly color - a variable charcoal-like color as a result of the use of recycled finishing materials). Attaches to PD plate dividers. Prevents letter size folders from shifting to the back of the filing shelf.					

**Required specifications**

Option for each opening\*  
Paint finish\*

**Optional specifications**

Posting shelf\* (4, 5 and 6 high units)  
Counterweight\* (recommended for freestanding applications; must be factory installed)  
Key alike or ELock\*

**Accessories**

Front-to-back file bars\*  
Plate dividers\*

# L 1200 LATERAL FILES

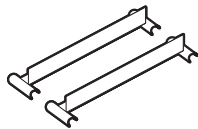
## 1200 - LATERAL FILE ACCESSORIES



Extra Keys

MODEL #	DIMENSIONS W x D x H	WT/LB.	CUBIC FT.	LIST PRICE
EK91	-	0.01	0.1	<b>\$13</b>

Set of two extra keys for 1200 and 9300 Series lateral files. Specify core #. Key range W401-W550.



Front-to-Back Hanging File Bars

FBB	15.5 x - x -	1	0.1	<b>\$24</b>
-----	--------------	---	-----	-------------

Set includes two bars. For use with 1200 or 9300 series lateral files. **EFC** (environmentally friendly color - a variable charcoal-like color as a result of the use of recycled finishing materials).  
 • Not recommended for "L" opening with receding door and roll-out shelves.

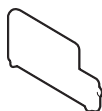
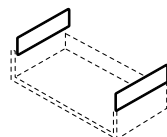


Plate Dividers

PD	13.25 x 0.01 x 7	3.15	0.31	<b>\$45</b>
----	------------------	------	------	-------------

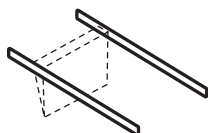
Three per package. For use with 1200 or 9300 series lateral files. **EFC** (environmentally friendly color - a variable charcoal-like color as a result of the use of recycled finishing materials). Suitable for End Tab filing.



Side Adapters

EDPS	-	2.5	0.2	<b>\$45</b>
------	---	-----	-----	-------------

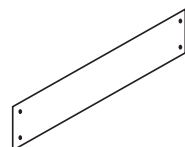
One pair. For use with 1200 or 9300 series lateral file binder height drawers only. **EFC** (environmentally friendly color - a variable charcoal-like color as a result of the use of recycled finishing materials). For two point suspension printout style binders. Must be used with side-to-side hanging file bars. One pair required for each drawer.  
 • Not recommended in receding door applications.



Side-to-Side Hanging File Bars

HFB30	30"W	4	0.17	<b>\$44</b>
HFB36	36"W	4	0.2	<b>\$44</b>
HFB42	42"W	4	0.23	<b>\$44</b>

One pair. For use with 1200 or 9300 series lateral files. **EFC** (environmentally friendly color - a variable charcoal-like color as a result of the use of recycled finishing materials). For 30", 36" or 42" widths. Included in standard product.



Lateral Mounting Bracket

LMB30	28 x 0.07 x 4	2.43	0.01	<b>\$86</b>
LMB36	34 x 0.07 x 4	2.95	0.01	<b>\$86</b>
LMB42	40 x 0.07 x 4	3.47	0.01	<b>\$86</b>

Must be used to secure a 1 high storage cabinet unit on top of a 4 or 5 high lateral. Available in Black.

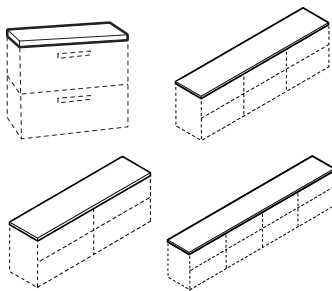
## LATERAL FILE TOPS

## LATERAL FILE TOP NOTES:

Available finishes:

<b>ACJ</b>	Absolute Acajou	<b>NBL</b>	Noce Biondo
<b>ASN</b>	Asian Night	<b>NGL</b>	Noce Grigio
<b>AWC</b>	Avant Cherry	<b>NEL</b>	Noce Leggero
<b>AWH</b>	Avant Honey	<b>NML</b>	Noce Medio
<b>BLK</b>	Black	<b>QTM</b>	Quartered Mahogany
<b>BRC</b>	Brushed Cobalt	<b>SBY</b>	Sheer Beauty
<b>CMB</b>	Clear Maple	<b>SOG</b>	Storm Grey
<b>DES</b>	Dark Espresso	<b>WHE</b>	Walnut Heights
<b>DWT</b>	Designer White	<b>WHC</b>	White Chocolate
<b>FAS</b>	Fashionista	<b>WCR</b>	Winter Cherry
<b>FCL</b>	First Class		

## LATERAL FILE TOPS



Lateral File Tops

## MODEL #

## DIMENSIONS

## WT/LB.

## CUBIC FT.

## LIST PRICE

## W x D x H

30" wide	T1830	30 x 18 x 1	15	1	<b>\$168</b>
36" wide	T1836	36 x 18 x 1	18	1	<b>\$196</b>
42" wide	T1842	42 x 18 x 1	21	1	<b>\$232</b>
60" wide	T1860	60 x 18 x 1	30	2	<b>\$318</b>
72" wide	T1872	72 x 18 x 1	36	2	<b>\$377</b>
84" wide	T1884	84 x 18 x 1	42	2	<b>\$518</b>
90" wide	T1890	90 x 18 x 1	45	2	<b>\$559</b>
108" wide	T18108	108 x 18 x 1	54	3	<b>\$692</b>
120" wide	T18120	120 x 18 x 1	60	3	<b>\$771</b>

1" thick laminate tops for placement over metal files. Coordinates with Global casegoods. Finish options are listed above.

**Required specifications**

Laminate finish (file tops)



FILE BUDDY	MODEL #	DIMENSIONS	WT/LB.	CUBIC FT	GRADE	LIST	GRADE	LIST
------------	---------	------------	--------	----------	-------	------	-------	------



File Buddy Swivel Stool 5" Lift

File Buddy Swivel Stool 10" Lift

W x D x H							
1105	13.5 x 13.5 x 16.5-21.5	11	2.9	1	\$313	5	\$419
				2	\$337	6	\$454
				3	\$357	7	\$489
				4	\$381	8	\$520

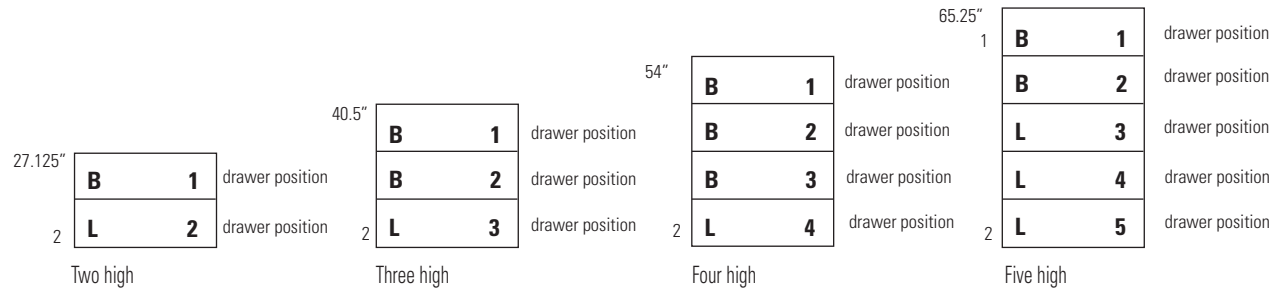
5" pneumatic adjustable height stool from **16.5" to 21.5"**. 5-prong, injection molded, fiberglass reinforced nylon Black base with **C65** dual wheel carpet casters. 13.5" diameter seat. Shipped RTA (ready to assemble). COM: 0.75 yd, 0.69 m.

1110	13.5 x 13.5 x 22.5-32.5	14	2.9	1	\$379	5	\$485
				2	\$403	6	\$520
				3	\$423	7	\$555
				4	\$447	8	\$586

10" pneumatic adjustable height stool from **21" to 29"**. 5-prong, injection molded, fiberglass reinforced nylon Black base with **C65** dual wheel carpet casters. 13.5" diameter seat. Shipped RTA (ready to assemble). COM: 0.75 yd, 0.69 m.

Required specifications  
Textile

Available in fixed drawer or receding door with roll-out shelf. THE POSITION OF "B" & "L" OPENINGS CANNOT BE MODIFIED FROM THE PICTURE AS SHOWN



<sup>1</sup> Five drawer model - top door is standard as receding door

<sup>2</sup> Bottom is standard as a fixed front drawer

### 9300 SERIES FILE OPENINGS

#### "B" Opening (Fixed Front) Binder Height

13.312" high drawer to accommodate letter and legal documents, and EDP "2" point suspended binders.

#### "B" Opening (Receding Door) Binder Height

13.312" high door with either fixed or roll-out shelf to accommodate letter and legal documents, standard three-ring binders and EDP "2" point suspended binders.

#### "L" Opening (Fixed Front or Receding Door) Letter Height

11.187" high fixed front drawer or receding door with either fixed or roll-out shelf to accommodate letter and legal documents.

### INTERIOR CLEAR OPENING HEIGHT & DEPTH DIMENSIONS

#### "B" Opening Binder Height

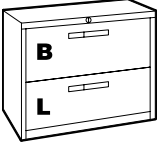

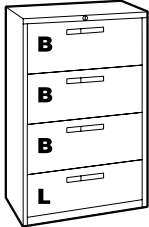
Fixed front drawer 13"  
Receding door and roll-out shelf 12.125"  
Fixed shelf and no receding door 12.75"

#### "L" Opening Letter Height

Fixed front drawer 10.875"  
Receding door and roll-out shelf 10"  
Fixed shelf and no receding door 10.625"

#### "B" & "L" Openings Binder & Letter Height

Drawer - depth 15.75"  
Roll-out shelf - depth 15.75"  
Fixed shelf - depth 16"

9300 - FIXED FRONT DRAWERS		MODEL#	DIMENSIONS	WT/LB.	CUBIC FT	LIST PRICE
 <p><b>2 Drawer Lateral File</b></p>			<b>W x D x H</b>			
		9330-2F1H	30 x 18 x 27.12	90	12	<b>\$993</b>
		9336-2F1H	36 x 18 x 27.12	101	14	<b>\$1047</b>
		9342-2F1H	42 x 18 x 27.12	112	16	<b>\$1098</b>
		Two fixed front drawers. Side-to-side hanging file bars and lock included. Shipped assembled in 1 carton.				
 <p><b>3 Drawer Lateral File</b></p>						
		9330-3F1H	30 x 18 x 40.5	126	17	<b>\$1242</b>
		9336-3F1H	36 x 18 x 40.5	140	19	<b>\$1307</b>
		9342-3F1H	42 x 18 x 40.5	154	22	<b>\$1370</b>
		Three fixed front drawers. Side-to-side hanging file bars and lock included. Shipped assembled in 1 carton.				
 <p><b>4 Drawer Lateral File</b></p>						
		9330-4F1H	30 x 18 x 54	162	21	<b>\$1660</b>
		9336-4F1H	36 x 18 x 54	180	25	<b>\$1741</b>
		9342-4F1H	42 x 18 x 54	198	29	<b>\$1822</b>
		Four fixed front drawers. Side-to-side hanging file bars and lock included. Shipped assembled in 1 carton.				

#### Required specifications

Paint finish

#### Optional specifications

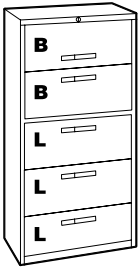
Counterweight (recommended for freestanding applications; must be factory installed)  
Key alike/key #

#### Accessories

Front-to-back file bars  
Plate dividers

L 9300 LATERAL FILES

9300 - FIXED FRONT DRAWERS	MODEL #	DIMENSIONS	WT/LB.	CUBIC FT.	LIST PRICE
----------------------------	---------	------------	--------	-----------	------------

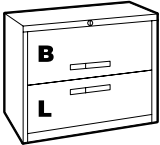


5 Drawer Lateral File

	W x D x H				
9330-5F1H	30 x 18 x 65.25	215	26	\$2056	
9336-5F1H	36 x 18 x 65.25	245	30	\$2152	
9342-5F1H	42 x 18 x 65.25	275	35	\$2245	

Four fixed front drawers plus top drawer with receding door and roll-out shelf. Side-to-side hanging file bars and lock included. Shipped assembled in 1 carton.


9300 - RECEDING DOORS					
-----------------------	--	--	--	--	--



2 Drawer Lateral File

9330-2R1H	30 x 18 x 27.12	92	12	\$1067	
9336-2R1H	36 x 18 x 27.12	102	14	\$1120	
9342-2R1H	42 x 18 x 27.12	113	16	\$1220	

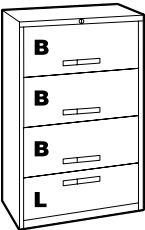
One receding door with roll-out shelf. Bottom drawer fixed front. Side-to-side hanging file bars and lock included. Shipped assembled in 1 carton.



3 Drawer Lateral File

9330-3R1H	30 x 18 x 40.5	131	17	\$1387	
9336-3R1H	36 x 18 x 40.5	142	14	\$1442	
9342-3R1H	42 x 18 x 40.5	157	22	\$1519	

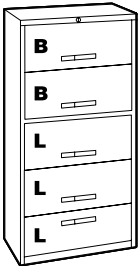
Two receding doors with roll-out shelves. Bottom drawer fixed front. Side-to-side hanging file bars and lock included. Shipped assembled in 1 carton.



4 Drawer Lateral File

9330-4R1H	30 x 18 x 54	170	21	\$1880	
9336-4R1H	36 x 18 x 54	184	25	\$1970	
9342-4R1H	42 x 18 x 54	202	31	\$2041	

Three receding doors with roll-out shelves. Bottom drawer fixed front. Side-to-side hanging file bars and lock included. Shipped assembled in 1 carton.



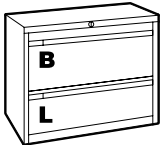
5 Drawer Lateral File

9330-5R1H	30 x 18 x 65.25	202	26	\$2274	
9336-5R1H	36 x 18 x 65.25	224	30	\$2375	
9342-5R1H	42 x 18 x 65.25	246	35	\$2514	

Four receding doors with roll-out shelves. Bottom drawer fixed front. Side-to-side hanging file bars and lock included. Shipped assembled in 1 carton.

Required specifications	Optional specifications	Accessories
Paint finish	Counterweight (recommended for freestanding applications; must be factory installed) Key alike/key #	Front-to-back file bars Plate dividers

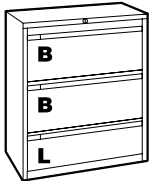
9300P - FIXED FRONT DRAWERS	MODEL #	DIMENSIONS	WT/LB.	CUBIC FT.	LIST PRICE
-----------------------------	---------	------------	--------	-----------	------------



2 Drawer Lateral File

W x D x H					
9330P2F1H	30 x 18 x 27.12	89	12	\$993	
9336P2F1H	36 x 18 x 27.12	101	14	\$1047	
9342P2F1H	42 x 18 x 27.12	112	16	\$1098	

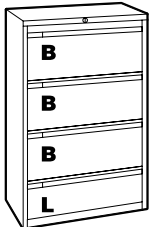
Two fixed front drawers. Side-to-side hanging file bars and lock included. Shipped assembled in 1 carton.



3 Drawer Lateral File

9330P3F1H	30 x 18 x 40.5	126	17	\$1242	
9336P3F1H	36 x 18 x 40.5	140	19	\$1307	
9342P3F1H	42 x 18 x 40.5	149	24	\$1370	

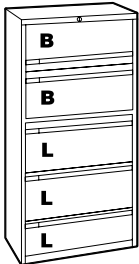
Three fixed front drawers. Side-to-side hanging file bars and lock included. Shipped assembled in 1 carton.



4 Drawer Lateral File

9330P4F1H	30 x 18 x 54	162	21	\$1660	
9336P4F1H	36 x 18 x 54	180	25	\$1741	
9342P4F1H	42 x 18 x 54	198	29	\$1822	

Four fixed front drawers. Side-to-side hanging file bars and lock included. Shipped assembled in 1 carton.



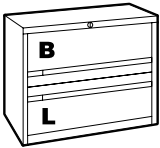
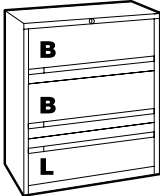
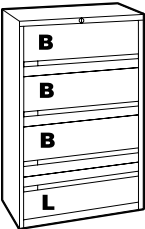
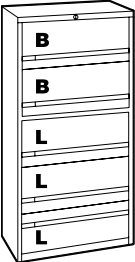
5 Drawer Lateral File


9330P5F1H	30 x 18 x 65.25	215	26	\$2056	
9336P5F1H	36 x 18 x 65.25	245	30	\$2152	
9342P5F1H	42 x 18 x 65.25	275	35	\$2245	

Four fixed front drawers plus top drawer with receding door and roll-out shelf. Side-to-side hanging file bars and lock included. Shipped assembled in 1 carton.

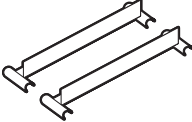

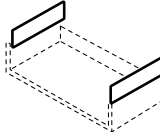
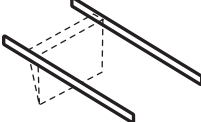
Required specifications	Optional specifications	Accessories
Paint finish	Counterweight (recommended for freestanding applications; must be factory installed) Key alike/key #	Front-to-back file bars Plate dividers

L 9300P LATERAL FILES

9300P - RECEDING DOORS		MODEL #	DIMENSIONS	WT/LB.	CUBIC FT.	LIST PRICE
 2 Drawer Lateral File			W x D x H			
		9330P2R1H	30 x 18 x 27.12	92	12	\$1067
		9336P2R1H	36 x 18 x 27.12	102	14	\$1120
		9342P2R1H	42 x 18 x 27.12	113	16	\$1220
		One receding door with roll-out shelf. Bottom drawer fixed front. Side-to-side hanging file bars and lock included. Shipped assembled in 1 carton.				
 3 Drawer Lateral File		9330P3R1H	30 x 18 x 40.5	131	17	\$1387
		9336P3R1H	36 x 18 x 40.5	142	19	\$1442
		9342P3R1H	42 x 18 x 40.5	157	22	\$1519
		Two receding doors with roll-out shelves. Bottom drawer fixed front. Side-to-side hanging file bars and lock included. Shipped assembled in 1 carton.				
 4 Drawer Lateral File		9330P4R1H	30 x 18 x 54	170	21	\$1880
		9336P4R1H	36 x 18 x 54	184	25	\$1970
		9342P4R1H	42 x 18 x 54	204	28	\$2041
		Three receding doors with roll-out shelves. Bottom drawer fixed front. Side-to-side hanging file bars and lock included. Shipped assembled in 1 carton.				
 5 Drawer Lateral File		9330P5R1H	30 x 18 x 65.25	207	26	\$2274
		9336P5R1H	36 x 18 x 65.25	224	30	\$2375
		9342P5R1H	42 x 18 x 65.25	248	34	\$2514
		Four receding doors with roll-out shelves. Bottom drawer fixed front. Side-to-side hanging file bars and lock included. Shipped assembled in 1 carton.				

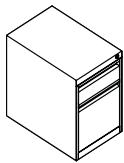
9300 - LATERAL FILE ACCESSORIES						
 Extra Keys	EK91	-	0.01	0.1	\$13	
	Set of two extra keys for 1200 and 9300 Series lateral files. Specify core #. Key range W401-W550.					

Required specifications	Optional specifications	Accessories
Paint finish	Counterweight (recommended for freestanding applications; must be factory installed) Key alike/key #	Front-to-back file bars Plate dividers

9300 - LATERAL FILE ACCESSORIES	MODEL #	DIMENSIONS	WT/LB.	CUBIC FT.	LIST PRICE
 <b>Front-to-Back Hanging File Bars</b>   <b>Plate Dividers</b>   <b>Side Adapters</b>   <b>Side-to-Side Hanging File Bars</b>	W x D x H				
	FBB	15.5 x - x -	1	0.1	\$24
	Set includes two bars. For use with 1200 or 9300 series lateral files. Standard in <b>EFC</b> (environmentally friendly color - a variable charcoal-like color as a result of the use of recycled finishing materials). Black ( <b>BLK</b> ) is optional. <ul style="list-style-type: none"><li>• Not recommended for “L” opening with receding door and roll-out shelves.</li></ul>				
	PD	13.25 x 0.01 x 7	3.15	0.31	\$45
	Three per package. For use with 1200 or 9300 series lateral files. <b>EFC</b> (environmentally friendly color - a variable charcoal-like color as a result of the use of recycled finishing materials). Suitable for End Tab filing.				
	EDPS	-	2.5	0.2	\$45
	One pair. For use with 1200 or 9300 series lateral file binder height drawers only. <b>EFC</b> (environmentally friendly color - a variable charcoal-like color as a result of the use of recycled finishing materials). For two point suspension printout style binders. Must be used with side-to-side hanging file bars. One pair required for each drawer. <ul style="list-style-type: none"><li>• Not recommended in receding door applications.</li></ul>				
	HFB30	30"W	4	0.17	\$44
	HFB36	36"W	4	0.2	\$44
	HFB42	42"W	4	0.23	\$44
	One pair. For use with 1200 or 9300 series lateral files. <b>EFC</b> (environmentally friendly color - a variable charcoal-like color as a result of the use of recycled finishing materials). For 30", 36" or 42" widths. Included in standard product.				

# P 1200 PEDESTALS

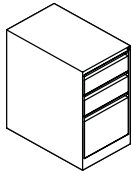
## 1200 - FREESTANDING PEDESTALS



**Box/File Pedestal**

MODEL #	DIMENSIONS W x D x H	WT/LB.	CUBIC FT.	LIST PRICE
12P18BF	15 x 18 x 21.75	57.4	4.33	<b>\$560</b>
12P19BF	15 x 19 x 21.75	58.7	4.55	<b>\$560</b>
12P23BF	15 x 23 x 21.75	63.07	5.44	<b>\$568</b>
12P24BF	15 x 24 x 21.75	65.9	5.66	<b>\$568</b>
12P29BF	15 x 29 x 21.75	71.9	6.77	<b>\$689</b>
12P30BF	15 x 30 x 21.75	74.1	6.99	<b>\$689</b>

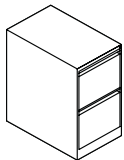
One box and one file drawer pedestal. Pencil tray included in top box drawer. **Freestanding. Nominal dimensions.**



**Box/Box/File Pedestal**

12P18BBF	15 x 18 x 27.75	64.9	5.42	<b>\$576</b>
12P19BBF	15 x 19 x 27.75	66.6	5.7	<b>\$576</b>
12P23BBF	15 x 23 x 27.75	74	6.82	<b>\$585</b>
12P24BBF	15 x 24 x 27.75	76	7.1	<b>\$585</b>
12P29BBF	15 x 29 x 27.75	78.8	8.48	<b>\$703</b>
12P30BBF	15 x 30 x 27.75	91.2	8.76	<b>\$703</b>

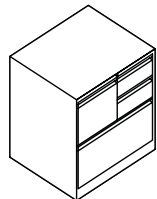
Two box and one file drawer pedestal. Pencil tray included in top box drawer. **Freestanding/worksurface supporting.** Lock mounted on the right hand side.  
**Nominal dimensions.**



**File/File Pedestal**

12P18FF	15 x 18 x 27.75	62.1	5.42	<b>\$576</b>
12P19FF	15 x 19 x 27.75	63.8	5.7	<b>\$576</b>
12P23FF	15 x 23 x 27.75	70	6.82	<b>\$585</b>
12P24FF	15 x 24 x 27.75	72	7.1	<b>\$585</b>
12P29FF	15 x 29 x 27.75	84	8.49	<b>\$703</b>
12P30FF	15 x 30 x 27.75	77.3	8.76	<b>\$703</b>

Two file drawer pedestal. **Freestanding/worksurface supporting.** Lock mounted on the right hand side.  
**Nominal dimensions.**



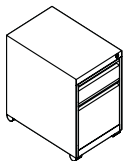
*Left shown*

**Linear Combo Pedestal**

1230PDPL	30 x 18 x 27.75	159	10.4	<b>\$1638</b>
1230PDPR	30 x 18 x 27.75	159	10.4	<b>\$1638</b>

Box/Box/File and Lateral File drawer. Pencil tray included in top box drawer. **Nominal dimensions.**

## 1200 - MOBILE PEDESTALS



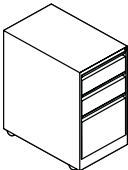
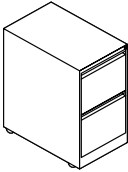

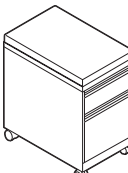
**Mobile Box/File Pedestal**

12P18BFM	15 x 18 x 22.12	74	4.4	<b>\$785</b>
12P19BFM	15 x 19 x 22.12	72.7	4.62	<b>\$785</b>
12P23BFM	15 x 23 x 22.12	77.7	5.53	<b>\$793</b>
12P24BFM	15 x 24 x 22.12	79.9	5.75	<b>\$793</b>
12P29BFM	15 x 29 x 22.12	85.9	6.88	<b>\$912</b>
12P30BFM	15 x 30 x 22.12	88.1	7.11	<b>\$912</b>

One box and one file drawer pedestal. Pencil tray included in top box drawer. **On casters.** Lock mounted on the right hand side. Includes factory installed counterweight balance. Can fit under Worksurface. **Nominal dimensions.**  
• **Cannot be used as guest seating.**

**Required specifications**  
Paint finish

**Optional specifications**  
Key alike/key #

1200 - MOBILE PEDESTALS		MODEL #	DIMENSIONS	WT/LB.	CUBIC FT.	LIST PRICE
	W x D x H					
	12P18BBFM	15 x 18 x 28.5	81.1	5.59	\$801	
	12P19BBFM	15 x 19 x 28.5	82.8	5.87	\$801	
	12P23BBFM	15 x 23 x 28.5	89.1	7.02	\$809	
	12P24BBFM	15 x 24 x 28.5	91.4	7.3	\$809	
	12P29BBFM	15 x 29 x 28.5	99.4	8.74	\$930	
	12P30BBFM	15 x 30 x 28.5	101.8	9.02	\$930	
Mobile Box/Box/File Pedestal		Two box and one file drawer pedestal. Pencil tray included in top box drawer. <b>On casters.</b> Lock mounted on the right hand side. Includes factory installed counterweight balance. <b>Nominal dimensions.</b> • <b>Cannot be used as guest seating.</b>				
	12P18FFM	15 x 18 x 28.5	78.3	5.59	\$801	
	12P19FFM	15 x 19 x 28.5	80	5.87	\$801	
	12P23FFM	15 x 23 x 28.5	86	7.02	\$809	
	12P24FFM	15 x 24 x 28.5	88.4	7.3	\$809	
	12P29FFM	15 x 29 x 28.5	95.5	8.74	\$930	
	12P30FFM	15 x 30 x 28.5	97.9	9.02	\$930	
	Mobile File/File Pedestal		Two file drawer pedestal. <b>On casters.</b> Lock mounted on the right hand side. Includes factory installed counterweight balance. <b>Nominal dimensions.</b> • <b>Cannot be used as guest seating.</b>			
	12P19BFMLC	15 x 19 x 24.5	73.5	5.09	\$869	
	12P23BFMLC	15 x 23 x 24.5	78.5	6.08	\$878	
	12P29BFMLC	15 x 29 x 24.5	86.7	7.57	\$996	
	With locking casters					
	12P19BFMLKC	15 x 19 x 24.5	73.7	5.09	\$906	
	12P23BFMLKC	15 x 23 x 24.5	78.7	6.08	\$912	
	12P29BFMLKC	15 x 29 x 24.5	92	7.6	\$1033	
Mobile Box/File Pedestal without Cushion		One box and one file drawer pedestal with <b>60mm casters.</b> Pencil tray included in top box drawer. Lock mounted on the right hand side. Includes factory installed counterweight. <b>Nominal dimensions.</b>				
	12P19CSBFMLC	15 x 19 x 26	74.5	5.29	\$1079	
	12P23CSBFMLC	15 x 23 x 26	79.5	6.32	\$1097	
	12P29CSBFMLC	15 x 29 x 26	87.7	7.86	\$1224	
	With locking casters					
	12P19CSBFMLKC	15 x 19 x 26	74.7	5.29	\$1117	
	12P23CSBFMLKC	15 x 23 x 26	79.7	6.32	\$1134	
	12P29CSBFMLKC	15 x 29 x 26	87.9	7.86	\$1261	
Mobile Box/File Pedestal with Cushion*		List price shown includes cushion in a grade 1 textile.  One box and one file drawer pedestal with <b>60mm casters.</b> Pencil tray included in top box drawer. Lock mounted on the right hand side. Includes factory installed counterweight. <b>Nominal dimensions.</b> 1.5" thick cushion.				

**Required specifications**

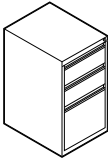
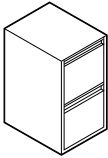
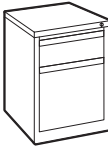

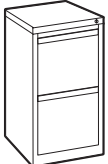
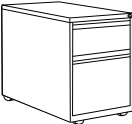
Paint finish  
Textile\* (only cushion)

**Optional specifications**

Key alike/key #



# P G SERIES PEDESTALS

G SERIES - SUPPORTING PEDESTALS		MODEL #	DIMENSIONS	WT/LB.	CUBIC FT.	LIST PRICE
			W x D x H			
		GWPS19BBF	15 x 19 x 27.9	70	5.75	\$667
		GWPS24BBF	15 x 24 x 27.9	84	7.15	\$681
		GWPS30BBF	15 x 30 x 27.9	94	8.84	\$722
	Two box and one file drawer pedestal. <b>Designed to support Worksurface.</b> Locking. 27.9" high. Shipped assembled in 1 carton.					
						
		GWPS19FF	15 x 19 x 27.9	70	5.75	\$667
		GWPS24FF	15 x 24 x 27.9	84	7.15	\$681
		GWPS30FF	15 x 30 x 27.9	94	8.84	\$722
	Two file drawer pedestal. <b>Designed to support Worksurface.</b> Locking. 27.9" high. Shipped assembled in 1 carton.					
						
		GWP19BF	15 x 19 x 21.3	50	4.58	\$661
		GWP23BF	15 x 23 x 21.3	54	5.47	\$681
		GWP29BF	15 x 29 x 21.3	60	6.8	\$697
	One box and one file drawer pedestal. Freestanding. Locking. 21.3" high. Shipped assembled in 1 carton.					
						
		GWP19BBF	15 x 19 x 27.3	63	5.65	\$667
		GWP23BBF	15 x 23 x 27.3	75	6.75	\$681
		GWP29BBF	15 x 29 x 27.3	80	8.41	\$722
	Two box and one file drawer pedestal. Freestanding. Locking. 27.3" high. Shipped assembled in 1 carton.					
						
		GWP19FF	15 x 19 x 27.3	69	5.65	\$667
		GWP23FF	15 x 23 x 27.3	75	6.75	\$681
		GWP29FF	15 x 29 x 27.3	80	8.41	\$722
	Two file drawer pedestal. Freestanding. Locking. 27.3" high. Shipped assembled in 1 carton.					
						
		GMP19BF	15 x 19 x 21.81	76	4.8	\$692
		GMP23BF	15 x 23 x 21.81	87	5.7	\$711
		GMP29BF	15 x 29 x 21.81	93	7	\$735
	One box and one file drawer pedestal. Includes casters already attached. Locking. 21.81" high. Counterweight included. Shipped assembled in 1 carton.					
• Cannot be used as guest seating.						

**Required specifications**  
Paint finish

**Optional specifications**  
Key alike/key #

## G SERIES - MOBILE PEDESTALS



**Box, Box & File Pedestal**

	W x D x H			
GMP19BBF	15 x 19 x 27.88	95	5.75	<b>\$787</b>
GMP23BBF	15 x 23 x 27.88	101	6.87	<b>\$807</b>
GMP29BBF	15 x 29 x 27.88	98	8.56	<b>\$843</b>

Two box and one file drawer pedestal. Includes non locking casters already attached. All 3 drawers locking. 27.88" high. Counterweight included. Shipped assembled in 1 carton.

- **Cannot be used as guest seating.**



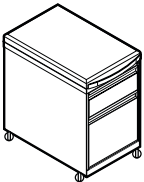
**File/File Pedestal**

GMP19FF	15 x 19 x 27.88		95	5.75	<b>\$787</b>
GMP23FF	15 x 23 x 27.88		85	6.87	<b>\$807</b>
GMP29FF	15 x 29 x 27.88		106	8.56	<b>\$843</b>

Two file drawer pedestal. Includes non locking casters already attached. Both drawers locking. 27.88" high. Counterweight included. Shipped assembled in 1 carton.

- **Cannot be used as guest seating.**

## G-SERIES - STAGECOACH



**Stagecoach**

GMCP23BFH	15 x 23 x 24		105	6.4	<b>\$1807</b>
-----------	--------------	--	-----	-----	---------------

Mobile box/file pedestal with cushion. 27.63" high. Applied upper Black handle for steering; integrated full pulls on drawers. Counterweight included. 2" seat cushion upholstered in 550 Black. Locking. Shipped assembled in 1 carton.

**Required specifications**  
Paint finish

**Optional specifications**  
Key alike/key #



Global's vertical files include a range of drawer handle options and varying drawer depths. All models are available in letter or legal size widths and a variety of color choices.

## 2600 Series

Features **26.56" deep** drawer cases and extra wide aluminum label holders. Files legal and letter size documents in 2, 3, 4 and 5 drawer heights.

## 2600 Plus Series

Features **26.56" deep** drawer cases and **recessed pulls** that coordinate with lateral file series. Files legal and letter size documents in 2, 3, 4 and 5 drawer heights. All models feature locking drawers.

## 2800 Series

Features **28" deep** drawer cases and **pull handles** that coordinate with lateral file series. Files legal and letter size documents in 2, 3, 4 and 5 drawer heights. All models feature three stage ball bearing suspension and locking drawers.

## 2800 Plus Series

Features **28" deep** drawer cases and **recessed pulls** that coordinate with lateral file series. Files legal and letter size documents in 2, 3, 4 and 5 drawer heights. All models feature three stage ball bearing suspension and locking drawers.

## Features and Benefits

- Locks have removable cores for keying alike.
- Full seamless closed tops for a smooth appearance and increased strength.
- High wall drawer sides accommodate front-to-back hanging file folders and eliminate the need for costly hanging file frames.
- Fully adjustable and removable follower block is standard.
- Full extension ball bearing suspension for smooth and durable drawer movement.
- Earth friendly electrostatically applied coating protects the environment and provides a durable finish.
- Available in a range of colors, including special paint finishes - see notes for details.



Locks are standard.



High drawer sides accommodate hanging folders.

## DESIGN & CONSTRUCTION FEATURES OF 2600 SERIES

- An earth friendly electrostatically applied wet gel paint process protects the environment and provides a durable finish.
- **26.56" case depth** in both legal and letter widths. Case construction combines spot and mig welding for greater durability.
- Top cap has a seamless front giving a clean smooth appearance while increasing strength and rigidity.
- Additional strength is provided by four vertical steel channels.
- **Locks are standard** on all 2600 Series models.
- All tenon locks have removable cores for keying alike or later modification in your office. Core removal keys are available; please contact your Global Customer Service representative.
- Standard thumb latch prevents accidental drawer opening or bounce back.
- High wall drawer sides accommodate front-to-back hanging file folders.
- A follower block is standard in every drawer for holding "non-hanging" file folders upright. Removable to maximize space.
- Leveling glide option NOT available.
- Full extension ball bearing suspension provides smooth and durable drawer movement. Built-in guides for easy drawer removal and insertion to adapt to changing filing needs.
- Lifetime Warranty.
- For environmental certification, please visit [globalfurnituregroup.com](http://globalfurnituregroup.com).

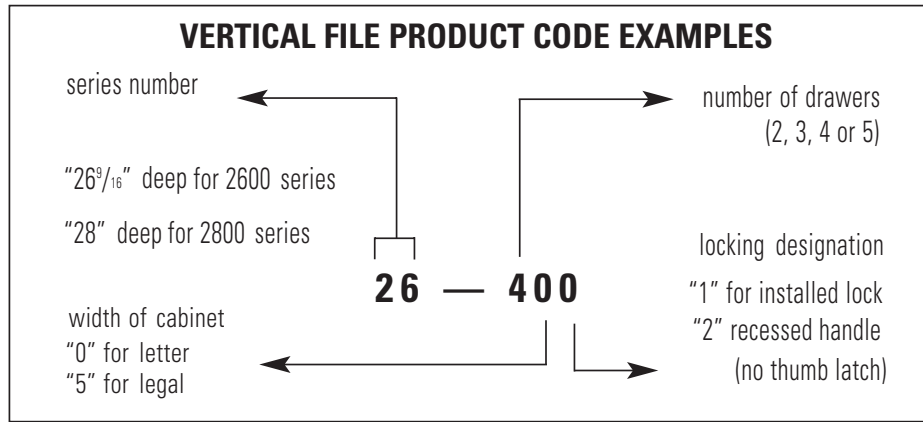
## DESIGN & CONSTRUCTION FEATURES OF 2800 SERIES

- Cases and components are painted with a high-solids polyester and epoxy blend of powder electrostatically applied to 2 mil thickness and baked at 450° for 15 minutes to a hard and durable finish.
- **28" case depth** in both legal and letter widths. Case construction combines spot and mig welding for greater durability.
- Fully seamless top cap gives a clean smooth appearance while increasing strength and rigidity.
- Additional strength is provided by six vertical steel channels (three each side) in a fully enclosed welded bottom.
- **Locks are standard** on all 2800 Series models.
- All tenon locks have removable cores for keying alike or later modification in your office. Core removal keys are available; please contact your Global Customer Service representative.
- 2800 Series drawer fronts have **recessed drawer pulls with movable clear label holder**.
- Interior drawer parts are painted to match the exterior. All accessories are Black.
- High wall drawer sides accommodate front-to-back hanging file folders.
- A follower block is standard in every drawer for holding "non-hanging" file folders upright. Removable to maximize space.
- Leveling glides not standard.
- Full extension ball bearing suspension provides smooth and durable drawer movement. Built-in guides for easy drawer removal and insertion to adapt to changing filing needs.
- **All 2800 Series models are made to order.**
- Lifetime Warranty.
- For environmental certification, please visit [globalfurnituregroup.com](http://globalfurnituregroup.com).

VERTICAL FILE SERIES	2600	2600P	2800	2800P
<b>CONSTRUCTION</b>				
Standard depth	26 <sup>9</sup> / <sub>16</sub> "	26 <sup>9</sup> / <sub>16</sub> "	28"	28"
Welded one piece top	front corners only	front corners only	•	•
Fully enclosed welded bottom (with 6 vertical steel channels)	—	—	•	•
Tenon lock	•	•	•	•
Single point lock	•	•	—	—
Leveling glides (accessible from inside cabinet)	—	—	—	—
Counterweights (recommended for all sizes)	—	—	optional	optional
Progressive ball bearing suspension	•	•	•	•
Injection molded drawer-front liner	•	—	—	—
Double wall construction	—	—	•	•
High side walls	•	•	•	•
Lifetime Warranty (see Terms & Conditions)	•	•	•	•
<b>DRAWERS</b>				
Lock is standard	•	•	•	•
Letter / legal	•	•	•	•
Side-to-side adapter for letter filing	—	—	optional	optional
Conversion bars for side-to-side legal to letter	—	—	optional	optional
Conversion bars for front-to-back legal to letter	—	—	optional	optional
Pull handle (see finish matrix on page 29)	—	—	•	—
Recessed pull with double wall front	—	•	—	•
Pull handle with thumb latch (see finish matrix on page 29)	•	—	—	—
Removable follower block	•	•	•	•
Label holder	•	•	•	•
<b>DRAWER HEIGHTS</b>				
Standard drawer heights	10 <sup>1</sup> / <sub>2</sub> "	10 <sup>1</sup> / <sub>2</sub> "	11 <sup>13</sup> / <sub>32</sub> "	11 <sup>13</sup> / <sub>32</sub> "
<b>SIZES / DIMENSIONS</b>				
Depth	26 <sup>9</sup> / <sub>16</sub> "	26 <sup>9</sup> / <sub>16</sub> "	28"	28"
Widths	15", 18"	15", 18"	15", 18"	15", 18"
Height - 2 drawer	29"	29"	28 <sup>1</sup> / <sub>8</sub> "	28 <sup>1</sup> / <sub>8</sub> "
Height - 3 drawer	40"	40"	40 <sup>1</sup> / <sub>2</sub> "	40 <sup>1</sup> / <sub>2</sub> "
Height - 4 drawer	52 <sup>1</sup> / <sub>8</sub> "	52 <sup>1</sup> / <sub>8</sub> "	52 <sup>3</sup> / <sub>8</sub> "	52 <sup>3</sup> / <sub>8</sub> "
Height - 5 drawer	64 <sup>1</sup> / <sub>4</sub> "	64 <sup>1</sup> / <sub>4</sub> "	65 <sup>3</sup> / <sub>16</sub> "	65 <sup>3</sup> / <sub>16</sub> "

**LEGEND**

- item is standard in selected series
- not available in selected series



#### STANDARD PAINT FINISHES

BLK Black	BNE Bone	BGR Business Grey	CHR Charcoal	CLT Claret
DPT Desert Putty	DWT Designer White	FOG Fog	GRY Grey	ICE Ice
IVR Ivory	LGR Light Grey	MET Metro	MOS Moss	NAVY Navy
NEV Nevada	OYS Oyster	SIL Silver	SKY Sky	STN Stone
SGR Storm Grey	TSA Tahiti Sand	TPE Taupe	TUN Tungsten*	WIL Willow

*\*10% upcharge applies*

#### TEXTURED PAINT FINISHES

BKC Black Coffee	BZD Blizzard	DCH Dark Chocolate	MCH Mocha	SDT Stonedust
------------------	--------------	--------------------	-----------	---------------

#### SPECIAL PAINT FINISHES

- All special colors must use **one** uniform color per series (example: 2800 Series verticals). Quantities of 1 to 10 add 10%; 11 or more **no upcharge**.
- Mica and Metallic finishes, add 10% upcharge.
- Special White finishes, add 10% upcharge.
- Tungsten finish, add 10% upcharge.
- ALL NON-STANDARD FINISHES MUST BE APPROVED BY GLOBAL BEFORE ANY ORDER WILL BE ACCEPTED. LONGER LEAD TIMES WILL APPLY.

#### THUMB LATCH AND HANDLE FINISH MATRIX - 2600 SERIES

Case finish	Thumb latch/handle
Black (BLK)	Black (BLK)
Business Grey (BGR)	Business Grey (BGR)
Charcoal (CHR)	Charcoal (CHR)
Desert Putty (DPT)	Desert Putty (DPT)
Grey (GRY)	Grey (GRY)
Light Grey (LGR)	Light Grey (LGR)
Nevada (NEV)	Nevada (NEV)
Tahiti Sand (TSA)	Tahiti Sand (TSA)
Designer White (DWT)	Business Grey (BGR)
All other finishes	Black (BLK)

#### PULL HANDLE FINISH MATRIX - 2800 SERIES

Case finish	Handle
Black (BLK)	Black (BLK)
Grey (GRY)	Grey (GRY)
Nevada (NEV)	Nevada (NEV)
All other finishes	Black (BLK)

#### LOCKS

- Available as standard with random numbers, or with optional key alike or specified key numbers. Specify with key numbers W401 to W559. No upcharge. Where applicable.

V 2600 VERTICAL FILES

2600 - PULL HANDLES	MODEL #	DIMENSIONS	WT/LB.	CUBIC FT.	LIST PRICE
---------------------	---------	------------	--------	-----------	------------



2 Drawer Vertical File

W x D x H					
26-201	15.15 x 26.56 x 29	65	10	\$430	
26-251	18.15 x 26.56 x 29	70	12	\$455	

26.56" deep. Refer to page 29 for drawer pull and thumb latch colours. Aluminum label holder. Lock included. Progressive ball bearing suspension. Shipped assembled in 1 carton.

- **26-201** files letter size documents; **26-251** files legal size documents.
- Without interlock system.



3 Drawer Vertical File

26-301	15.15 x 26.56 x 40	92	13	\$640	
26-351	18.15 x 26.56 x 40	104	16	\$685	

26.56" deep. Refer to page 29 for drawer pull and thumb latch colours. Aluminum label holder. Lock included. Progressive ball bearing suspension. Shipped assembled in 1 carton.

- **26-301** files letter size documents; **26-351** files legal size documents.
- Without interlock system.



4 Drawer Vertical File

26-401	15.15 x 26.56 x 52	118	17	\$721	
26-451	18.15 x 26.56 x 52	128	20	\$763	

26.56" deep. Refer to page 29 for drawer pull and thumb latch colours. Aluminum label holder. Lock included. Progressive ball bearing suspension. Shipped assembled in 1 carton.

- **26-401** files letter size documents; **26-451** files legal size documents.
- Without interlock system.







5 Drawer Vertical File

26-501	15.15 x 26.56 x 64.25	141	21	\$914	
26-551	18.15 x 26.56 x 64.25	157	24	\$950	

26.56" deep. Refer to page 29 for drawer pull and thumb latch colours. Aluminum label holder. Lock included. Progressive ball bearing suspension. Shipped assembled in 1 carton.

- **26-501** files letter size documents; **26-551** files legal size documents.
- Without interlock system.

Required specifications	Optional specifications
Paint finish	Key alike/key #

2600 - PULL HANDLES WITH INTERLOCK		MODEL #	DIMENSIONS	WT/LB.	CUBIC FT.	LIST PRICE
			W x D x H			
		26-201-LI	15.15 x 26.56 x 29	66	10	\$442
		26-251-LI	18.15 x 26.56 x 29	71	12	\$470
		26.56" deep. Refer to page 29 for drawer pull and thumb latch colours. Aluminum label holder. Lock included. Ball bearing suspension with interlock system. Shipped assembled in 1 carton. • 26-201-LI files letter size documents; 26-251-LI files legal size documents.				
						
		26-301-LI	15.15 x 26.56 x 40	93.5	13	\$662
		26-351-LI	18.15 x 26.56 x 40	105.5	16	\$699
		26.56" deep. Refer to page 29 for drawer pull and thumb latch colours. Aluminum label holder. Lock included. Ball bearing suspension with interlock system. Shipped assembled in 1 carton. • 26-301-LI files letter size documents; 26-351-LI files legal size documents.				
						
		26-401-LI	15.15 x 26.56 x 52	120	17	\$763
		26-451-LI	18.15 x 26.56 x 52	130	20	\$801
		26.56" deep. Refer to page 29 for drawer pull and thumb latch colours. Aluminum label holder. Lock included. Ball bearing suspension with interlock system. Shipped assembled in 1 carton. • 26-401-LI files letter size documents; 26-451-LI files legal size documents.				
						
		26-501-LI	15.15 x 26.56 x 64.25	143.5	21	\$956
		26-551-LI	18.15 x 26.56 x 64.25	159.5	24	\$1000
		26.56" deep. Refer to page 29 for drawer pull and thumb latch colours. Aluminum label holder. Lock included. Ball bearing suspension with interlock system. Shipped assembled in 1 carton. • 26-501-LI files letter size documents; 26-551-LI files legal size documents.				

Required specifications	Optional specifications
Paint finish	Key alike/key #



V 2600P VERTICAL FILES

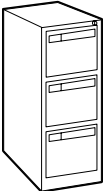
2600P - RECESSED PULLS	MODEL #	DIMENSIONS	WT/LB.	CUBIC FT.	LIST PRICE
------------------------	---------	------------	--------	-----------	------------



2 Drawer Vertical File

	W x D x H				
26-202	15.15 x 26.56 x 29	65	10	\$450	
26-252	18.15 x 26.56 x 29	70	12	\$479	

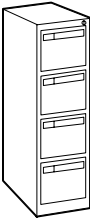
26.56" deep with recessed pulls. **No thumb latch.** Lock included. Ball bearing suspension. Shipped assembled in 1 carton.  
• **26-202** files letter size documents; **26-252** files legal size documents.



3 Drawer Vertical File

26-302	15.15 x 26.56 x 40	92	13	\$674	
26-352	18.15 x 26.56 x 40	104	16	\$722	

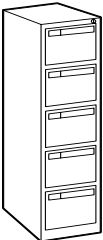
26.56" deep with recessed pulls. **No thumb latch.** Lock included. Ball bearing suspension. Shipped assembled in 1 carton.  
• **26-302** files letter size documents; **26-352** files legal size documents.



4 Drawer Vertical File

26-402	15.15 x 26.56 x 52	118	17	\$758	
26-452	18.15 x 26.56 x 52	128	20	\$803	

26.56" deep with recessed pulls. **No thumb latch.** Lock included. Ball bearing suspension. Shipped assembled in 1 carton.  
• **26-402** files letter size documents; **26-452** files legal size documents.

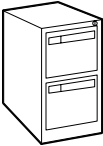
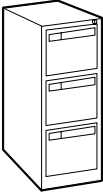
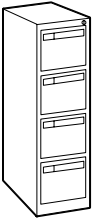
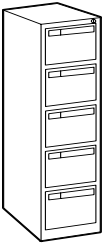


5 Drawer Vertical File

26-502	15.15 x 26.56 x 64.25	141	21	\$960	
26-552	18.15 x 26.56 x 64.25	157	24	\$1001	

26.56" deep with recessed pulls. **No thumb latch.** Lock included. Ball bearing suspension. Shipped assembled in 1 carton.  
• **26-502** files letter size documents; **26-552** files legal size documents.

Required specifications	Optional specifications
Paint finish	Key alike/key #

2600P - RECESSED PULLS W/ INTERLOCK		MODEL #	DIMENSIONS	WT/LB.	CUBIC FT.	LIST PRICE
		W x D x H				
		26-202-LI	15.15 x 26.56 x 29	66	10	\$462
		26-252-LI	18.15 x 26.56 x 29	71	12	\$486
<b>2 Drawer Vertical File</b>		26.56" deep with recessed pulls. <b>No thumb latch.</b> Lock included. Ball bearing suspension with interlock system. Shipped assembled in 1 carton. • <b>26-202-LI</b> files letter size documents; <b>26-252-LI</b> files legal size documents.				
		26-302-LI	15.15 x 26.56 x 40	93.5	13	\$691
		26-352-LI	18.15 x 26.56 x 40	105.5	16	\$728
		26.56" deep with recessed pulls. <b>No thumb latch.</b> Lock included. Ball bearing suspension with interlock system. Shipped assembled in 1 carton. • <b>26-302-LI</b> files letter size documents; <b>26-352-LI</b> files legal size documents.				
		26-402-LI	15.15 x 26.56 x 52	120	17	\$765
		26-452-LI	18.15 x 26.56 x 52	130	20	\$834
		26.56" deep with recessed pulls. <b>No thumb latch.</b> Lock included. Ball bearing suspension with interlock system. Shipped assembled in 1 carton. • <b>26-402-LI</b> files letter size documents; <b>26-452-LI</b> files legal size documents.				
		26-502-LI	15.15 x 26.56 x 64.25	143.5	21	\$994
		26-552-LI	18.15 x 26.56 x 64.25	159.5	24	\$1040
		26.56" deep with recessed pulls. <b>No thumb latch.</b> Lock included. Ball bearing suspension with interlock system. Shipped assembled in 1 carton. • <b>26-502-LI</b> files letter size documents; <b>26-552-LI</b> files legal size documents.				

Required specifications	Optional specifications
Paint finish	Key alike/key #

V 2800 VERTICAL FILES

2800 - PULL HANDLES	MODEL #	DIMENSIONS	WT/LB.	CUBIC FT.	LIST PRICE
---------------------	---------	------------	--------	-----------	------------



2 Drawer Vertical File

	W x D x H			
28-201	15 x 28 x 28	82	8.31	<b>\$892</b>
28-251	18 x 28 x 28	90	9.82	<b>\$923</b>

28" deep. Injection molded pull handles. **No thumb latch.** Lock included. Three stage ball bearing suspension. Shipped assembled in 1 carton.

- **28-201** files letter size documents; **28-251** files legal size documents.
- Without interlock system.

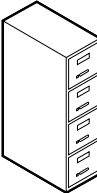


3 Drawer Vertical File

28-301	15 x 28 x 40.37	116	11.8	<b>\$1192</b>
28-351	18 x 28 x 40.37	127	13.94	<b>\$1242</b>

28" deep. Injection molded pull handles. **No thumb latch.** Lock included. Three stage ball bearing suspension. Shipped assembled in 1 carton.

- **28-301** files letter size documents; **28-351** files legal size documents.
- Without interlock system.

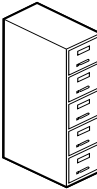


4 Drawer Vertical File

28-401	15 x 28 x 52.25	151	15.4	<b>\$1502</b>
28-451	18 x 28 x 52.25	167	17.9	<b>\$1540</b>

28" deep. Injection molded pull handles. **No thumb latch.** Lock included. Three stage ball bearing suspension. Shipped assembled in 1 carton.

- **28-401** files letter size documents; **28-451** files legal size documents.
- Without interlock system.





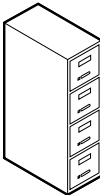
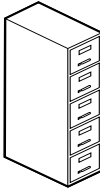
5 Drawer Vertical File

28-501	15 x 28 x 62.75	186	18.1	<b>\$1822</b>
28-551	18 x 28 x 62.75	200	21.39	<b>\$1851</b>

28" deep. Injection molded pull handles. **No thumb latch.** Lock included. Three stage ball bearing suspension. Shipped assembled in 1 carton.


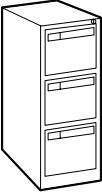
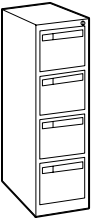
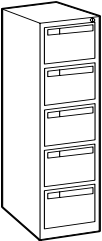
- **26-501** files letter size documents; **26-551** files legal size documents.
- Without interlock system.

Required specifications	Optional specifications
Paint finish	Key alike/key #

2800 - PULL HANDLES W/ INTERLOCK	MODEL #	DIMENSIONS	WT/LB.	CUBIC FT.	LIST PRICE
 <b>2 Drawer Vertical File</b>	W x D x H				
	28-201-LI	15 x 28 x 28	82	8.31	<b>\$965</b>
	28-251-LI	18 x 28 x 28	90	9.82	<b>\$994</b>
	28" deep. Pull handles. Aluminum label holder. Lock included. Ball bearing suspension with interlock system. Shipped assembled in 1 carton. • <b>28-201-LI</b> files letter size documents; <b>28-251-LI</b> files legal size documents.				
 <b>3 Drawer Vertical File</b>	28-301-LI	15 x 28 x 40.37	116	11.8	<b>\$1298</b>
	28-351-LI	18 x 28 x 40.37	127	13.94	<b>\$1348</b>
	28" deep. Pull handles. Aluminum label holder. Lock included. Ball bearing suspension with interlock system. Shipped assembled in 1 carton. • <b>28-301-LI</b> files letter size documents; <b>28-351-LI</b> files legal size documents.				
 <b>4 Drawer Vertical File</b>	28-401-LI	15 x 28 x 52.25	151	15.4	<b>\$1642</b>
	28-451-LI	18 x 28 x 52.25	167	17.9	<b>\$1683</b>
	28" deep. Pull handles. Aluminum label holder. Lock included. Ball bearing suspension with interlock system. Shipped assembled in 1 carton. • <b>28-401-LI</b> files letter size documents; <b>28-451-LI</b> files legal size documents.				
 <b>5 Drawer Vertical File</b>	28-501-LI	15 x 28 x 62.75	186	18.1	<b>\$1997</b>
	28-551-LI	18 x 28 x 62.75	200	21.39	<b>\$2032</b>
	28" deep. Pull handles. Aluminum label holder. Lock included. Ball bearing suspension with interlock system. Shipped assembled in 1 carton. • <b>28-501-LI</b> files letter size documents; <b>28-551-LI</b> files legal size documents.				

<b>Required specifications</b>	<b>Optional specifications</b>
Paint finish	Key alike/key #

V 2800P VERTICAL FILES


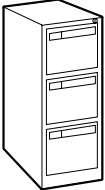
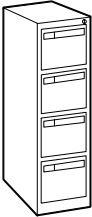
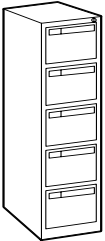
2800P - RECESSED PULLS		MODEL #	DIMENSIONS	WT/LB.	CUBIC FT.	LIST PRICE
 2 Drawer Vertical File			W x D x H			
		28-202	15 x 28 x 28	82	8.3	\$892
		28-252	18 x 28 x 28	90	9.82	\$923
		28" deep with recessed pulls. <b>No thumb latch.</b> Lock included. Three stage ball bearing suspension. Shipped assembled in 1 carton. • <b>28-202</b> files letter size documents; <b>28-252</b> files legal size documents.				
 3 Drawer Vertical File		28-302	15 x 28 x 40.37	116	11.8	\$1192
		28-352	18 x 28 x 40.37	127	13.94	\$1242
		28" deep with recessed pulls. <b>No thumb latch.</b> Lock included. Three stage ball bearing suspension. Shipped assembled in 1 carton. • <b>28-302</b> files letter size documents; <b>28-352</b> files legal size documents.				
 4 Drawer Vertical File		28-402	15 x 28 x 52.25	151	15.14	\$1502
		28-452	18 x 28 x 52.25	167	17.9	\$1540
		28" deep with recessed pulls. <b>No thumb latch.</b> Lock included. Three stage ball bearing suspension. Shipped assembled in 1 carton. • <b>28-402</b> files letter size documents; <b>28-452</b> files legal size documents.				
 5 Drawer Vertical File		28-502	15 x 28 x 62.75	186	18.1	\$1822
		28-552	18 x 28 x 62.75	200	21.39	\$1851
		28" deep with recessed pulls. <b>No thumb latch.</b> Lock included. Three stage ball bearing suspension. Shipped assembled in 1 carton. • <b>28-502</b> files letter size documents; <b>28-552</b> files legal size documents.				

Required specifications

Optional specifications


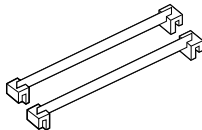
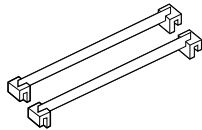
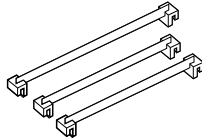
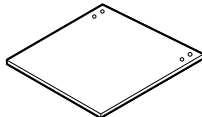
Paint finish

Key alike/key #

2800P - RECESSED PULLS W/ INTERLOCK		MODEL #	DIMENSIONS	WT/LB.	CUBIC FT.	LIST PRICE
			W x D x H			
		28-202-LI	15 x 28 x 28	82	8.31	\$965
		28-252-LI	18 x 28 x 28	90	9.82	\$994
		28" deep with recessed pulls. <b>No thumb latch.</b> Lock included. Three stage ball bearing suspension with interlock system. Shipped assembled in 1 carton. • <b>28-202-LI</b> files letter size documents; <b>28-252-LI</b> files legal size documents.				
						
		28-302-LI	15 x 28 x 40.37	116	11.8	\$1298
		28-352-LI	18 x 28 x 40.37	127	13.94	\$1348
		28" deep with recessed pulls. <b>No thumb latch.</b> Lock included. Three stage ball bearing suspension with interlock system. Shipped assembled in 1 carton. • <b>28-302-LI</b> files letter size documents; <b>28-352-LI</b> files legal size documents.				
						
		28-402-LI	15 x 28 x 52.25	151	15.4	\$1642
		28-452-LI	18 x 28 x 52.25	167	17.9	\$1683
		28" deep with recessed pulls. <b>No thumb latch.</b> Lock included. Three stage ball bearing suspension with interlock system. Shipped assembled in 1 carton. • <b>28-402-LI</b> files letter size documents; <b>28-452-LI</b> files legal size documents.				
						
		28-502-LI	15 x 28 x 62.75	186	18.1	\$1997
		28-552-LI	18 x 28 x 62.75	200	23	\$2032
		28" deep with recessed pulls. <b>No thumb latch.</b> Lock included. Three stage ball bearing suspension with interlock system. Shipped assembled in 1 carton. • <b>28-502-LI</b> files letter size documents; <b>28-552-LI</b> files legal size documents.				

Required specifications	Optional specifications
Paint finish	Key alike/key #

V VERTICAL FILES

VERTICAL FILE ACCESSORIES		MODEL #	DIMENSIONS	WT/LB.	CUBIC FT.	LIST PRICE
 Extra Key   Hanging File Bar Kit   Hanging File Bar Kit   Hanging File Bar Kit   Counterweight	W x D x H					
	EK28	-	0.01	0.1	\$13	
	Key for 2600 and 2800 Series vertical files. Specify core #. Key range W401-W550.					
	11HK	-	0.41	0.13	\$50	
	Side-to-side hanging file bar kit for <b>letter size</b> drawer. Kit accommodates one row of hanging files. <ul style="list-style-type: none"><li>• Order one kit per drawer (two bars with hardware).</li><li>• 2800 Series only.</li></ul>					
14HK	-	0.51	0.15	\$50		
Side-to-side hanging file bar kit for <b>legal size</b> drawer. Kit accommodates one row of hanging files. <ul style="list-style-type: none"><li>• Order one kit per drawer (two bars with hardware).</li><li>• 2800 Series only.</li></ul>						
28HK	-	0.98	0.23	\$89		
Single front-to-back hanging file bar kit. <b>Converts legal size to letter size</b> files with front-to-back hanging files. <ul style="list-style-type: none"><li>• Order one kit per drawer (three bars with hardware).</li><li>• 2800 Series only.</li></ul>						
CWB28	-	24	0.22	\$150		
Recommended for use in 2, 3, 4 and 5 high vertical files.						

## GENERAL INFORMATION

- Comprehensive range of personal storage in a variety of sizes and configurations starting at 27"H single column widths up to 66"H triple column widths.
- Configurations include units with 1, 2, 3, 4, 6, 8 or 9 compartments depending on size.
- Lockers adapt to any space plan; in personal or shared workspaces, individually tailored to suit storage needs. Ideal for flex spaces or used to define space and used as barriers between work areas and to help guide workplace foot traffic flow.
- Painted metal case available in two depths with door front options available in painted metal or thermally fused laminate to add warmth and complement desking products or millwork. Also available in limited sizes without doors for open cubby style storage.
- Multiple door pull options including integrated full metal pulls, applied pulls to match Global desking series and "no pull" options for ease of cleaning and to seamlessly integrate with any existing products to customize the overall aesthetic.
- Keyless lock option available, keypad style digital lock; programmable for "assigned" or single use "hotelling" applications.
- Inside access to leveling glides for ease of installation.
- Units may be specified for optional ganging.
- Ships fully assembled.

## CONSTRUCTION SPECIFICATIONS

- Metal case construction of top/bottom and inside panels in 18 gauge steel; sides, back and shelves in 20 gauge steel.
- Door fronts may be specified in painted metal or  $\frac{1}{16}$ " thick thermally fused laminate doors with 2mm matching edge.
- Standard flush base with recessed kick base and 1" levelers (3/4" of adjustability for leveling), elevated units also available with 4"H feet (2" of adjustability for leveling).
- Welded case with reinforced channels to ensure strength.
- Full overlay doors with soft close hinges.
- Meets applicable ANSI/BIFMA standards for optimum durability and performance.  
Note: All 12", 15" or 18" wide lockers must be ganged to another locker or anchored to a fixed wall or adjacent cabinet for compliance with applicable ANSI/BIFMA X5.6 Storage standards.

## PRODUCT CODE BREAKDOWN

- LM** - indicates locker, metal door fronts
- LL** - indicates locker, laminate door fronts
- ##** - 3rd & 4th position indicates outside width
- ##** - 5th & 6th position indicates outside nominal height
- S** - indicates 18"D overall / **D** - indicates 24"D overall
- #** - 8th position indicates the number of columns side-to-side
- #** - 9th position indicates the number of rows top to bottom
- L** or **R** - indicates doors installed for left or right hand hinge (reversible on-site if required)
- N** - indicates no feet, levelers only / **4** - indicates elevated case, supported by 4"H feet

## ADDITIONAL PRODUCTS TO BE ORDERED SEPARATELY WHEN REQUIRED:

### Sloped tops

- Convert a standard flat top locker to one with a sloped top - refer to page 56.

### End of run panels

- To cap the ends of a locker run with a finished laminate panel - refer to page 56.

### Master keys for keyless lock options

- Keypad keyless lock options require master keys for initial programming of locks per site and for ongoing management and maintenance - refer to page 57.

### Wayfinding

- High performance vinyl wayfinding number sets available - refer to page 57.

## FINISH OPTIONS

- Must specify finish for case and doors separately
- Metal case and doors are finished in an environmentally friendly electrostatically applied powder coat solution - a superior durable and lasting finish.

### Painted metal case and door finish options:

<b>BLK</b>	Black	<b>NEV</b>	Nevada
<b>BNE</b>	Bone	<b>OYS</b>	Oyster
<b>BGR</b>	Business Grey	<b>SKY</b>	Sky
<b>CHR</b>	Charcoal	<b>SIL</b>	Silver
<b>CLT</b>	Claret	<b>STN</b>	Stone
<b>DPT</b>	Desert Putty	<b>SGR</b>	Storm Grey
<b>DWT</b>	Designer White	<b>TSA</b>	Tahiti Sand
<b>FOG</b>	Fog	<b>TPE</b>	Taupe
<b>GRY</b>	Grey	<b>TUN</b>	Tungsten (add 10% upcharge)
<b>ICE</b>	Ice	<b>WIL</b>	Willow
<b>IVR</b>	Ivory	<b>BKC</b>	Black Coffee Textured
<b>LGR</b>	Light Grey	<b>BZD</b>	Blizzard Textured
<b>MET</b>	Metro	<b>DCH</b>	Dark Chocolate Textured
<b>MOS</b>	Moss	<b>MCH</b>	Mocha Textured
<b>NAV</b>	Navy	<b>SDT</b>	Stonedust Textured

### Thermally fused laminate door front finish options

<b>ACJ</b>	Absolute Acajou	<b>NBL</b>	Noce Biondo
<b>ASN</b>	Asian Night	<b>NGL</b>	Noce Grigio
<b>AWC</b>	Avant Cherry	<b>NEL</b>	Noce Leggero
<b>AWH</b>	Avant Honey	<b>NML</b>	Noce Medio
<b>BLK</b>	Black	<b>QTM</b>	Quartered Mahogany
<b>BRC</b>	Brushed Cobalt	<b>SBY</b>	Sheer Beauty
<b>CMB</b>	Clear Maple	<b>SOG</b>	Storm Grey
<b>DES</b>	Dark Espresso	<b>WHE</b>	Walnut Heights
<b>DWT</b>	Designer White	<b>WHC</b>	White Chocolate
<b>FAS</b>	Fashionista	<b>WCR</b>	Winter Cherry
<b>FCL</b>	First Class		



## SPECIFICATION OPTIONS:

### LOCKS

- NL** - No lock
- CL** - Cam locks<sup>(1)</sup>. No upcharge.
- PL** - Hasp lock (for user supplied pad locks. **Add \$180** per opening.
- DL** (Silver) or **DB** (Black) - Keyless, key pad entry<sup>(2)</sup>. **Add \$328** per opening.

Notes:

<sup>(1)</sup> **CL** option - randomly assigned lock cores and keys are factory installed. Option to specify key list requirements available. Add "KEYLIST" to order, complete key list form (see page 76) and include completed form with order. Lock cores and keys will be shipped separately, to be field installed.

<sup>(2)</sup> **DB** and **DL** options are not available with metal fronts with PX pull option.

Programming (LKPRGKEY) and manager (LKMGRKEY) **master keys are required** for keyless entry locks **DB** and **DL** (**to be ordered separately** - see page 57).

### Lock and pull combinations

- When specifying cam lock (**CL**) and no pull combination (**NH**), user to 1/4 turn the key while in the lock and use the key as the pull to open doors. 1/4 turn will keep the key in the lock core.
- DO NOT** specify combination no lock (**NL**) and no pull (**NH**) as users will not be able to open lockers doors.
- When specifying keyless lock options **DB** or **DL**, the turn tab on the lock face can be used as the pull and no pull (**NH**) option can be specified.

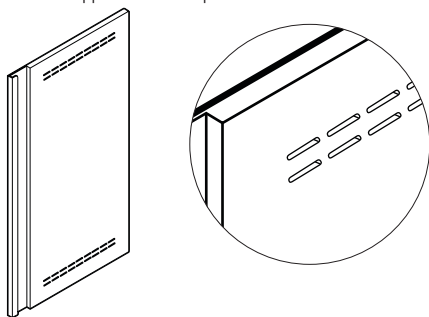
### MAIL SLOT

- Optional mail slot for units with metal doors only.
- Mail slot is 5" wide x 0.25" high, position centered 3" from top.
  - N** - None. No upcharge.
  - M** - Mail slot. **Add \$227** per opening.

Note: If ventilation and mail slot options are both desired, specify bottom ventilation option only with mail slot option.

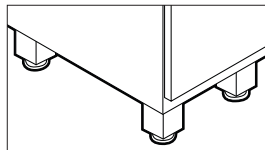
### VENTILATION

- Only applicable for lockers with metal doors (LM models only).
  - N** - None. No upcharge.
  - U** - Upper position on door front. **Add \$233** per opening.
  - L** - Lower position on door front. **Add \$233** per opening.
  - B** - Both upper and lower positions on door front. **Add \$468** per opening.



### ELEVATED BASE

- Elevated units with 4" feet



### INTERIOR SHELF AND HANGING OPTIONS

- To add interior shelves, accessory hooks or accessory bar, specify one of the following options:
  - NS** - None. No upcharge.
  - TS** - Top shelf. **Add \$64** per opening.
  - TR** - Top shelf with accessory rod. **Add \$122** per opening.
  - TH** - Top shelf with two accessory hooks. **Add \$96** per opening.
  - BS** - Bottom shelf. **Add \$64** per opening.
  - BR** - Bottom shelf with accessory rod above. **Add \$113** per opening.
  - BH** - Bottom shelf with two accessory hooks above. **Add \$96** per opening.
  - DS** - Top and bottom shelf. **Add \$129** per opening.
  - DR** - Top and bottom shelf with accessory rod. **Add \$184** per opening.
  - DH** - Top and bottom shelf with two accessory hooks. **Add \$160** per opening.
  - RO** - Accessory rod only. **Add \$50** per opening.
  - HO** - Two accessory hooks only. **Add \$31** per opening.

Notes:

- Not all options are available for all size openings. Confirm available options specific to opening size per electronic specification tools or Build-it tool on Global's website.
- Shelves are adjustable in 2" increments, tools required. Minimum position: 3" from top or bottom of opening.

### PULLS

- NH** - No pull, flush front. No upcharge.
- PX** - Integral full pull (only available metal doors). **Add \$8** per opening.
- KN** - Knob. **Add \$22** per opening.
- HS** - Flared Silver. **Add \$23** per opening.
- HW** - Flared Brass. **Add \$26** per opening.
- HX** - Flared matte Black. **Add \$26** per opening.
- HV** - Square edge Silver. **Add \$58** per opening.
- HU** - Square edge matte Black. **Add \$58** per opening.
- HO** - Crescent Black. **Add \$31** per opening.
- HQ** - Bar Silver. **Add \$26** per opening.
- HR** - Bar Black. **Add \$26** per opening.
- HZ** - Dimpled matte Nickel. **Add \$22** per opening.



KN knob



HV square edge Silver



HQ bar Silver



HS flared Silver



HU square edge matte Black



HR bar Black



HW flared Brass



HO crescent Black



HZ dimpled matte Nickel



HX flared matte Black

### GANGING

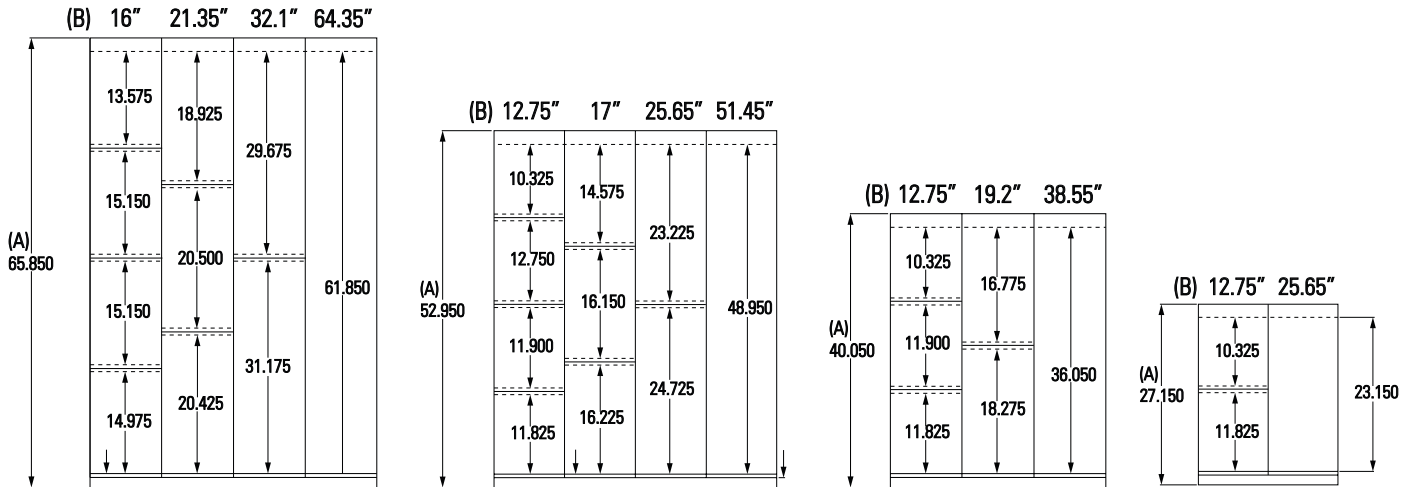
- All units 12", 15" or 18" wide must be ganged to another locker or anchored to a fixed wall or adjacent cabinet for compliance with applicable ANSI/ BIFMA X5.6 Storage standards.**
- Units may ship factory ready for ganging, specify:
  - NG** - No ganging. No upcharge.
  - BG** - Unit drilled on both sides for ganging, upcharge per cabinet applies. **Add \$87**. Ganging hardware included.
- Units specified for ganging will be drilled through on both sides of cabinets and include ganging hardware for one side. For end units, specify no ganging and follow easy on site instructions to add ganging left or right side as required to end a run.

### ELEVATION SPECIFICS

(A) Outside overall height

(B) Outside door height per opening

All other dimensions indicate inside height clearance per opening



- Inside depth clearance is 17.125" on 18" deep cabinets.
- Inside depth clearance is 23.125" on 24" deep cabinets.
- Inside width clearance per opening:
  - 1 column - 12" wide cabinets: 10.5"
  - 1 column - 15" wide cabinets: 13.5"
  - 1 column - 18" wide cabinets: 16.5"
  - 2 columns - 24" wide cabinets: 10.5"
  - 2 columns - 30" wide cabinets: 13.5"
  - 2 columns - 36" wide cabinets: 16.5"
  - 3 columns - 36" wide cabinets: 10.5"

# P 1200 PERSONAL LOCKERS

## ONE COLUMN LOCKERS, ONE ROW

### MODEL #

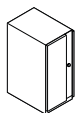
### DIMENSIONS

### WT/LB.

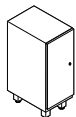
### CUBIC FT.

### LIST PRICE

W x D x H



Metal doors, flush base  
Left hand shown



Laminate doors, elevated base  
Left hand shown

### One Column Locker, One Row - 27"H

#### Metal case with metal doors

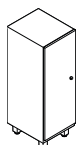
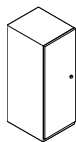
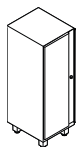
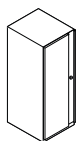
LM1227S11LN / RN	12 x 18 x 27.15	50	4.7	<b>\$932</b>
LM1227S11L4 / R4	12 x 18 x 31.15	50	4.7	<b>\$1118</b>

#### Metal case with laminate doors

LL1227S11LN / RN	12 x 18 x 27.15	47	4.7	<b>\$1012</b>
LL1227S11L4 / R4	12 x 18 x 31.15	47	4.7	<b>\$1198</b>

LM models shown with PX pull and CL lock; LL models shown with default no handle, CL lock.

- Select suffix **(LN)** for **left** hand / **(RN)** for **right** hand opening with levelers (flush base).
- Select suffix **(L4)** for **left** hand / **(R4)** for **right** hand opening with **4" elevated base**.
- 12" wide lockers to be ganged or anchored for compliance with ANSI/BIFMA X5.6 storage standards.



Left hand shown

### One Column Locker, One Row - 40"H

#### Metal case with metal doors, flush base

LM1240S11LN / RN	12 x 18 x 40.5	72	6.8	<b>\$1115</b>
LM1540S11LN / RN	15 x 18 x 40.5	79	8.3	<b>\$1161</b>
LM1840S11LN / RN	18 x 18 x 40.5	85	9.7	<b>\$1214</b>
LM1240D11LN / RN	12 x 24 x 40.5	88	8.8	<b>\$1255</b>
LM1540D11LN / RN	15 x 24 x 40.5	95	10.7	<b>\$1305</b>
LM1840D11LN / RN	18 x 24 x 40.5	103	12.6	<b>\$1365</b>

#### Metal case with metal doors, elevated base

LM1240S11L4 / R4	12 x 18 x 44.5	72	6.8	<b>\$1301</b>
LM1540S11L4 / R4	15 x 18 x 44.5	79	8.3	<b>\$1345</b>
LM1840S11L4 / R4	18 x 18 x 44.5	85	9.7	<b>\$1401</b>
LM1240D11L4 / R4	12 x 24 x 44.5	88	8.8	<b>\$1440</b>
LM1540D11L4 / R4	15 x 24 x 44.5	95	10.7	<b>\$1489</b>
LM1840D11L4 / R4	18 x 24 x 44.5	103	12.6	<b>\$1552</b>

#### Metal case with laminate doors, flush base

LL1240S11LN / RN	12 x 18 x 40.5	68	6.8	<b>\$1206</b>
LL1540S11LN / RN	15 x 18 x 40.5	74	8.3	<b>\$1246</b>
LL1840S11LN / RN	18 x 18 x 40.5	80	9.7	<b>\$1352</b>
LL1240D11LN / RN	12 x 24 x 40.5	84	8.8	<b>\$1344</b>
LL1540D11LN / RN	15 x 24 x 40.5	91	10.7	<b>\$1389</b>
LL1840D11LN / RN	18 x 24 x 40.5	97	12.6	<b>\$1502</b>

#### Metal case with laminate doors, elevated base

LL1240S11L4 / R4	12 x 18 x 44.5	68	6.8	<b>\$1392</b>
LL1540S11L4 / R4	15 x 18 x 44.5	74	8.3	<b>\$1431</b>
LL1840S11L4 / R4	18 x 18 x 44.5	80	9.7	<b>\$1538</b>
LL1240D11L4 / R4	12 x 24 x 44.5	84	8.8	<b>\$1531</b>
LL1540D11L4 / R4	15 x 24 x 44.5	91	10.7	<b>\$1575</b>
LL1840D11L4 / R4	18 x 24 x 44.5	97	12.6	<b>\$1686</b>

LM models shown with PX pull and CL lock; LL models shown with default no handle, CL lock.

- Select suffix **(LN)** for **left** hand / **(RN)** for **right** hand opening with levelers (flush base).
- Select suffix **(L4)** for **left** hand / **(R4)** for **right** hand opening with **4" elevated base**.
- 12", 15" or 18" wide lockers to be ganged or anchored for compliance with ANSI/BIFMA X5.6 storage standards.

#### Required specifications

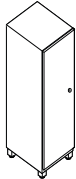
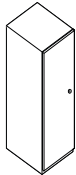
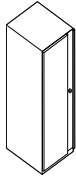
Case finish (paint)  
Door front finish (paint or laminate)

#### Optional specifications

Locks  
Interior options  
Ventilation (LM models only)  
Mail slot (LM models only)  
Pulls  
Ganging

Refer to specification options on page 40 for applicable options and upcharges.  
When ordering keyless, keypad lock style be sure to order programming and manager keys (see note 2 on page 40 for more information)

## ONE COLUMN LOCKERS, ONE ROW



Left hand shown

### One Column Locker, One Row - 53"H

MODEL #	DIMENSIONS	WT/LB.	CUBIC FT.	LIST PRICE
W x D x H				
<b>Metal case with metal doors, flush base</b>				
LM1253S11LN / RN	12 x 18 x 52.95	91	8.9	<b>\$1309</b>
LM1553S11LN / RN	15 x 18 x 52.95	99	10.8	<b>\$1364</b>
LM1853S11LN / RN	18 x 18 x 52.95	107	12.7	<b>\$1437</b>
LM1253D11LN / RN	12 x 24 x 52.95	110	11.6	<b>\$1478</b>
LM1553D11LN / RN	15 x 24 x 52.95	119	14.1	<b>\$1537</b>
LM1853D11LN / RN	18 x 24 x 52.95	127	16.6	<b>\$1614</b>
<b>Metal case with metal doors, elevated base</b>				
LM1253S11L4 / R4	12 x 18 x 56.95	91	8.9	<b>\$1496</b>
LM1553S11L4 / R4	15 x 18 x 56.95	99	10.8	<b>\$1549</b>
LM1853S11L4 / R4	18 x 18 x 56.95	107	12.7	<b>\$1621</b>
LM1253D11L4 / R4	12 x 24 x 56.95	110	11.6	<b>\$1665</b>
LM1553D11L4 / R4	15 x 24 x 56.95	119	14.1	<b>\$1722</b>
LM1853D11L4 / R4	18 x 24 x 56.95	127	16.6	<b>\$1801</b>
<b>Metal case with laminate doors, flush base</b>				
LL1253S11LN / RN	12 x 18 x 52.95	86	8.9	<b>\$1484</b>
LL1553S11LN / RN	15 x 18 x 52.95	93	10.8	<b>\$1547</b>
LL1853S11LN / RN	18 x 18 x 52.95	100	12.7	<b>\$1632</b>
LL1253D11LN / RN	12 x 24 x 52.95	105	11.6	<b>\$1654</b>
LL1553D11LN / RN	15 x 24 x 52.95	113	14.1	<b>\$1719</b>
LL1853D11LN / RN	18 x 24 x 52.95	121	16.6	<b>\$1811</b>
<b>Metal case with laminate doors, elevated base</b>				
LL1253S11L4 / R4	12 x 18 x 56.95	86	8.9	<b>\$1670</b>
LL1553S11L4 / R4	15 x 18 x 56.95	93	10.8	<b>\$1733</b>
LL1853S11L4 / R4	18 x 18 x 56.95	100	12.7	<b>\$1817</b>
LL1253D11L4 / R4	12 x 24 x 56.95	105	11.6	<b>\$1839</b>
LL1553D11L4 / R4	15 x 24 x 56.95	113	14.1	<b>\$1907</b>
LL1853D11L4 / R4	18 x 24 x 56.95	121	16.6	<b>\$1998</b>

LM models shown with PX pull and CL lock; LL models shown with default no handle, CL lock.

- Select suffix **(LN)** for **left** hand / **(RN)** for **right** hand opening with levelers (flush base).
- Select suffix **(L4)** for **left** hand / **(R4)** for **right** hand opening with **4" elevated base**.
- 12", 15" or 18" wide lockers to be ganged or anchored for compliance with ANSI/BIFMA X5.6 storage standards.

#### Required specifications

Case finish (paint)  
Door front finish (paint or laminate)

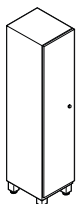
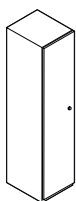
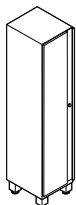
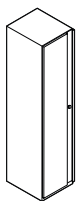
#### Optional specifications

Locks  
Interior options  
Ventilation (LM models only)  
Mail slot (LM models only)  
Pulls  
Ganging

Refer to specification options on page 40 for applicable options and upcharges.  
When ordering keyless, keypad lock style be sure to order programming and manager keys (see note 2 on page 40 for more information)

# P 1200 PERSONAL LOCKERS

## ONE COLUMN LOCKERS, ONE ROW



Left hand shown

### One Column Locker, One Row - 66"H

#### MODEL #

#### DIMENSIONS

#### WT/LB.

#### CUBIC FT.

#### LIST PRICE

W x D x H

#### Metal case with metal doors, flush base

LM1266S11LN / RN	12 x 18 x 65.85	106	11	<b>\$1489</b>
LM1566S11LN / RN	15 x 18 x 65.85	118	13.4	<b>\$1551</b>
LM1866S11LN / RN	18 x 18 x 65.85	127	15.7	<b>\$1635</b>
LM1266D11LN / RN	12 x 24 x 65.85	132	14.3	<b>\$1692</b>
LM1566D11LN / RN	15 x 24 x 65.85	142	17.4	<b>\$1757</b>
LM1866D11LN / RN	18 x 24 x 65.85	152	20.5	<b>\$1847</b>

#### Metal case with metal doors, elevated base

LM1266S11L4 / R4	12 x 18 x 69.85	106	11	<b>\$1676</b>
LM1566S11L4 / R4	15 x 18 x 69.85	118	13.4	<b>\$1737</b>
LM1866S11L4 / R4	18 x 18 x 69.85	127	15.7	<b>\$1822</b>
LM1266D11L4 / R4	12 x 24 x 69.85	132	14.3	<b>\$1879</b>
LM1566D11L4 / R4	15 x 24 x 69.85	142	17.4	<b>\$1944</b>
LM1866D11L4 / R4	18 x 24 x 69.85	152	20.5	<b>\$2033</b>

#### Metal case with laminate doors, flush base

LL1266S11LN / RN	12 x 18 x 65.85	100	11	<b>\$1646</b>
LL1566S11LN / RN	15 x 18 x 65.85	111	13.4	<b>\$1679</b>
LL1866S11LN / RN	18 x 18 x 65.85	119	15.7	<b>\$1801</b>
LL1266D11LN / RN	12 x 24 x 65.85	126	14.3	<b>\$1847</b>
LL1566D11LN / RN	15 x 24 x 65.85	135	17.4	<b>\$1885</b>
LL1866D11LN / RN	18 x 24 x 65.85	144	20.5	<b>\$2012</b>

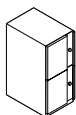
#### Metal case with laminate doors, elevated base

LL1266S11L4 / R4	12 x 18 x 69.85	100	11	<b>\$1830</b>
LL1566S11L4 / R4	15 x 18 x 69.85	111	13.4	<b>\$1865</b>
LL1866S11L4 / R4	18 x 18 x 69.85	119	15.7	<b>\$1987</b>
LL1266D11L4 / R4	12 x 24 x 69.85	126	14.3	<b>\$2033</b>
LL1566D11L4 / R4	15 x 24 x 69.85	135	17.4	<b>\$2070</b>
LL1866D11L4 / R4	18 x 24 x 69.85	144	20.5	<b>\$2199</b>

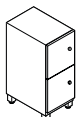
LM models shown with PX pull and CL lock; LL models shown with default no handle, CL lock.

- Select suffix **(LN)** for **left** hand / **(RN)** for **right** hand opening with levelers (flush base).
- Select suffix **(L4)** for **left** hand / **(R4)** for **right** hand opening with **4" elevated base**.
- 12", 15" or 18" wide lockers to be ganged or anchored for compliance with ANSI/BIFMA X5.6 storage standards.

## ONE COLUMN LOCKERS, TWO ROWS



Metal doors, flush base  
Left hand shown



Laminate doors, elevated base  
Left hand shown

### One Column Locker, Two Rows - 27"H

#### Metal case with metal doors

LM1227S12LN / RN	12 x 18 x 27.15	53	4.7	<b>\$1099</b>
LM1227S12L4 / R4	12 x 18 x 31.15	53	4.7	<b>\$1285</b>

#### Metal case with laminate doors

LL1227S12LN / RN	12 x 18 x 27.15	50	4.7	<b>\$1227</b>
LL1227S12L4 / R4	12 x 18 x 31.15	50	4.7	<b>\$1414</b>

LM models shown with PX pull and CL lock; LL models shown with default no handle, CL lock.

- Select suffix **(LN)** for **left** hand / **(RN)** for **right** hand opening with levelers (flush base).
- Select suffix **(L4)** for **left** hand / **(R4)** for **right** hand opening with **4" elevated base**.
- 12" wide lockers to be ganged or anchored for compliance with ANSI/BIFMA X5.6 storage standards.

#### Required specifications

Case finish (paint)  
Door front finish (paint or laminate)

#### Optional specifications

Locks  
Interior options  
Ventilation (LM models only)  
Mail slot (LM models only)  
Pulls  
Ganging

Refer to specification options on page 40 for applicable options and upcharges.  
When ordering keyless, keypad lock style be sure to order programming and manager keys (see note 2 on page 40 for more information)

## ONE COLUMN LOCKERS, TWO ROWS

## MODEL #

## DIMENSIONS

## WT/LB.

## CUBIC FT.

## LIST PRICE

## W x D x H

## Metal case with metal doors, flush base

LM1266S12LN / RN	12 x 18 x 65.85	109	11	<b>\$1636</b>
LM1866S12LN / RN	18 x 18 x 65.85	127	15.7	<b>\$1791</b>
LM1266D12LN / RN	12 x 24 x 65.85	137	14.3	<b>\$1846</b>
LM1866D12LN / RN	18 x 24 x 65.85	151	20.5	<b>\$2012</b>

## Metal case with metal doors, elevated base

LM1266S12L4 / R4	12 x 18 x 69.85	109	11	<b>\$1824</b>
LM1866S12L4 / R4	18 x 18 x 69.85	127	15.7	<b>\$1977</b>
LM1266D12L4 / R4	12 x 24 x 69.85	137	14.3	<b>\$2033</b>
LM1866D12L4 / R4	18 x 24 x 69.85	151	20.5	<b>\$2199</b>

## Metal case with laminate doors, flush base

LL1266S12LN / RN	12 x 18 x 65.85	103	11	<b>\$1837</b>
LL1866S12LN / RN	18 x 18 x 65.85	118	15.7	<b>\$1907</b>
LL1266D12LN / RN	12 x 24 x 65.85	131	14.3	<b>\$2046</b>
LL1866D12LN / RN	18 x 24 x 65.85	143	20.5	<b>\$2127</b>

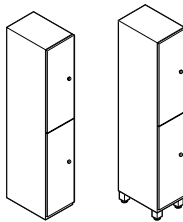
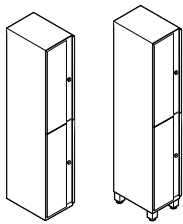
## Metal case with laminate doors, elevated base

LL1266S12L4 / R4	12 x 18 x 69.85	103	11	<b>\$2023</b>
LL1866S12L4 / R4	18 x 18 x 69.85	118	15.7	<b>\$2092</b>
LL1266D12L4 / R4	12 x 24 x 69.85	131	14.3	<b>\$2231</b>
LL1866D12L4 / R4	18 x 24 x 69.85	143	20.5	<b>\$2313</b>

LM models shown with PX pull and CL lock; LL models shown with default no handle, CL lock.

- Select suffix **(LN)** for **left** hand / **(RN)** for **right** hand opening with levelers (flush base).
- Select suffix **(L4)** for **left** hand / **(R4)** for **right** hand opening with **4" elevated base**.
- 12" or 18" wide lockers to be ganged or anchored for compliance with ANSI/BIFMA X5.6 storage standards.

## One Column Locker, Two Rows - 66"H



Left hand shown

## ONE COLUMN LOCKERS, THREE ROWS

## Metal case with metal doors

LM1253S13LN / RN	12 x 18 x 52.95	93	8.9	<b>\$1618</b>
LM1253S13L4 / R4	12 x 18 x 56.95	93	8.9	<b>\$1803</b>

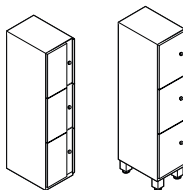
## Metal case with laminate doors

LL1253S13LN / RN	12 x 18 x 52.95	88	8.9	<b>\$1835</b>
LL1253S13L4 / R4	12 x 18 x 56.95	88	8.9	<b>\$2020</b>

LM models shown with PX pull and CL lock; LL models shown with default no handle, CL lock.

- Select suffix **(LN)** for **left** hand / **(RN)** for **right** hand opening with levelers (flush base).
- Select suffix **(L4)** for **left** hand / **(R4)** for **right** hand opening with **4" elevated base**.
- 12" wide lockers to be ganged or anchored for compliance with ANSI/BIFMA X5.6 storage standards.

## One Column Locker, Three Rows - 53"H



Metal doors, flush base

Laminate doors, elevated base

Left hand shown

## Required specifications

Case finish (paint)  
Door front finish (paint or laminate)

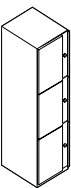
## Optional specifications

Locks  
Interior options  
Ventilation (LM models only)  
Mail slot (LM models only)

Pulls  
Ganging

Refer to specification options on page 40 for applicable options and upcharges.  
When ordering keyless, keypad lock style be sure to order programming and manager keys (see note 2 on page 40 for more information)

ONE COLUMN LOCKERS, THREE ROWS



Left hand shown

Metal doors, flush base      Laminate doors, elevated base

One Column Locker, Three Rows - 66"H

MODEL #	DIMENSIONS	WT/LB.	CUBIC FT.	LIST PRICE
---------	------------	--------	-----------	------------

W x D x H

Metal case with metal doors

LM1866S13LN / RN	18 x 18 x 65.85	101	15.7	\$1950
LM1866S13L4 / R4	18 x 18 x 69.85	101	15.7	\$2136

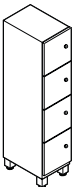
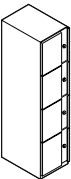
Metal case with laminate doors

LL1866S13LN / RN	18 x 18 x 65.85	93	15.7	\$2154
LL1866S13L4 / R4	18 x 18 x 69.85	93	15.7	\$2339

LM models shown with PX pull and CL lock; LL models shown with default no handle, CL lock.

- Select suffix **(LN)** for **left** hand / **(RN)** for **right** hand opening with levelers (flush base).
- Select suffix **(L4)** for **left** hand / **(R4)** for **right** hand opening with **4" elevated base**.
- 18" wide lockers to be ganged or anchored for compliance with ANSI/BIFMA X5.6 storage standards.

ONE COLUMN LOCKERS, FOUR ROWS



Left hand shown

Metal doors, flush base      Laminate doors, elevated base

One Column Locker, Four Rows - 53"H

Metal case with metal doors

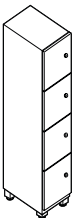
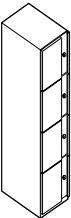
LM1853S14LN / RN	18 x 18 x 52.95	111	12.7	\$1932
LM1853S14L4 / R4	18 x 18 x 56.95	111	12.7	\$2118

Metal case with laminate doors

LL1853S14LN / RN	18 x 18 x 52.95	104	12.7	\$2209
LL1853S14L4 / R4	18 x 18 x 56.95	104	12.7	\$2395

LM models shown with PX pull and CL lock; LL models shown with default no handle, CL lock.

- Select suffix **(LN)** for **left** hand / **(RN)** for **right** hand opening with levelers (flush base).
- Select suffix **(L4)** for **left** hand / **(R4)** for **right** hand opening with **4" elevated base**.
- 18" wide lockers to be ganged or anchored for compliance with ANSI/BIFMA X5.6 storage standards.



Left hand shown

Metal doors, flush base      Laminate doors, elevated base

One Column Locker, Four Rows - 66"H

Metal case with metal doors

LM1266S14LN / RN	12 x 18 x 65.85	114	11	\$1965
LM1266S14L4 / R4	12 x 18 x 69.85	114	11	\$2151

Metal case with laminate doors

LL1266S14LN / RN	12 x 18 x 65.85	108	11	\$2209
LL1266S14L4 / R4	12 x 18 x 69.85	108	11	\$2395

LM models shown with PX pull and CL lock; LL models shown with default no handle, CL lock.

- Select suffix **(LN)** for **left** hand / **(RN)** for **right** hand opening with levelers (flush base).
- Select suffix **(L4)** for **left** hand / **(R4)** for **right** hand opening with **4" elevated base**.
- 12" wide lockers to be ganged or anchored for compliance with ANSI/BIFMA X5.6 storage standards.

Required specifications

Case finish (paint)  
Door front finish (paint or laminate)

Optional specifications

Locks  
Interior options  
Ventilation (LM models only)  
Mail slot (LM models only)  
Pulls  
Ganging

Refer to specification options on page 40 for applicable options and upcharges.  
When ordering keyless, keypad lock style be sure to order programming and manager keys (see note 2 on page 40 for more information)

## TWO COLUMN LOCKERS, ONE ROW

## MODEL #

## DIMENSIONS

## WT/LB.

## CUBIC FT.

## LIST PRICE

W x D x H

## Metal case with metal doors, flush base

LM2440S21LN / RN	24 x 18 x 40.5	114	12.6	<b>\$1770</b>
LM3040S21LN / RN	30 x 18 x 40.5	126	15.6	<b>\$1878</b>
LM2440D21LN / RN	24 x 24 x 40.5	137	16.4	<b>\$1968</b>
LM3040D21LN / RN	30 x 24 x 40.5	149	20.2	<b>\$2082</b>

## Metal case with metal doors, elevated base

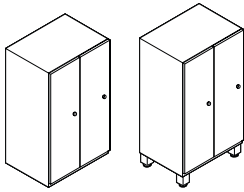
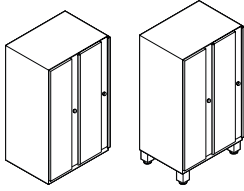
LM2440S21L4 / R4	24 x 18 x 44.5	114	12.6	<b>\$1956</b>
LM3040S21L4 / R4	30 x 18 x 44.5	126	15.6	<b>\$2064</b>
LM2440D21L4 / R4	24 x 24 x 44.5	137	16.4	<b>\$2154</b>
LM3040D21L4 / R4	30 x 24 x 44.5	149	20.2	<b>\$2267</b>

## Metal case with laminate doors, flush base

LL2440S21LN / RN	24 x 18 x 40.5	106	12.6	<b>\$1950</b>
LL3040S21LN / RN	30 x 18 x 40.5	117	15.6	<b>\$2048</b>
LL2440D21LN / RN	24 x 24 x 40.5	129	16.4	<b>\$2148</b>
LL3040D21LN / RN	30 x 24 x 40.5	140	20.2	<b>\$2253</b>

## Metal case with laminate doors, elevated base

LL2440S21L4 / R4	24 x 18 x 44.5	106	12.6	<b>\$2136</b>
LL3040S21L4 / R4	30 x 18 x 44.5	117	15.6	<b>\$2235</b>
LL2440D21L4 / R4	24 x 24 x 44.5	129	16.4	<b>\$2333</b>
LL3040D21L4 / R4	30 x 24 x 44.5	140	20.2	<b>\$2441</b>



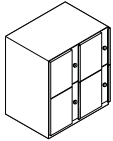
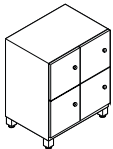
Left hand shown

## Two Column Locker, One Row - 40"H

- Select suffix **(LN)** for **left** hand / **(RN)** for **right** hand opening with levelers (flush base).
- Select suffix **(L4)** for **left** hand / **(R4)** for **right** hand opening with **4" elevated base**.

LM models shown with PX pull and CL lock; LL models shown with default no handle, CL lock.

## TWO COLUMN LOCKERS, TWO ROWS

Metal doors, flush base  
Left hand shownLaminate doors, elevated base  
Left hand shown

## Two Column Locker, Two Rows - 27"H

## Metal case with metal doors

LM2427S22LN / RN	24 x 18 x 27.15	88	8.7	<b>\$1807</b>
LM2427S22L4 / R4	24 x 18 x 31.15	88	8.7	<b>\$1994</b>

## Metal case with laminate doors

LL2427S22LN / RN	24 x 18 x 27.15	82	8.7	<b>\$2064</b>
LL2427S22L4 / R4	24 x 18 x 31.15	82	8.7	<b>\$2250</b>

LM models shown with PX pull and CL lock; LL models shown with default no handle, CL lock.

- Select suffix **(LN)** for **left** hand / **(RN)** for **right** hand opening with levelers (flush base).
- Select suffix **(L4)** for **left** hand / **(R4)** for **right** hand opening with **4" elevated base**.

## Required specifications

Case finish (paint)  
Door front finish (paint or laminate)

## Optional specifications

Locks  
Interior options  
Ventilation (LM models only)  
Mail slot (LM models only)  
Pulls  
GangingRefer to specification options on page 40 for applicable options and upcharges.  
When ordering keyless, keypad lock style be sure to order programming and manager keys (see note 2 on page 40 for more information)



P 1200 PERSONAL LOCKERS

TWO COLUMN LOCKERS, TWO ROWS	MODEL #	DIMENSIONS	WT/LB.	CUBIC FT.	LIST PRICE
------------------------------	---------	------------	--------	-----------	------------

W x D x H

Metal case with metal doors, flush base

LM2440S22LN / RN	24 x 18 x 40.5	119	12.6	\$2083
LM3040S22LN / RN	30 x 18 x 40.5	134	15.6	\$2195
LM2440D22LN / RN	24 x 24 x 40.5	143	16.4	\$2296
LM3040D22LN / RN	30 x 24 x 40.5	159	20.2	\$2416

Metal case with metal doors, elevated base

LM2440S22L4 / R4	24 x 18 x 44.5	119	12.6	\$2270
LM3040S22L4 / R4	30 x 18 x 44.5	134	15.6	\$2382
LM2440D22L4 / R4	24 x 24 x 44.5	143	16.4	\$2482
LM3040D22L4 / R4	30 x 24 x 44.5	159	20.2	\$2600

Metal case with laminate doors, flush base

LL2440S22LN / RN	24 x 18 x 40.5	109	12.6	\$2432
LL3040S22LN / RN	30 x 18 x 40.5	125	15.6	\$2629
LL2440D22LN / RN	24 x 24 x 40.5	133	16.4	\$2666
LL3040D22LN / RN	30 x 24 x 40.5	151	20.2	\$2872

Metal case with laminate doors, elevated base

LL2440S22L4 / R4	24 x 18 x 44.5	109	12.6	\$2618
LL3040S22L4 / R4	30 x 18 x 44.5	125	15.6	\$2816
LL2440D22L4 / R4	24 x 24 x 44.5	133	16.4	\$2853
LL3040D22L4 / R4	30 x 24 x 44.5	151	20.2	\$3058

LM models shown with PX pull and CL lock; LL models shown with default no handle, CL lock.

- Select suffix (LN) for left hand / (RN) for right hand opening with levelers (flush base).
- Select suffix (L4) for left hand / (R4) for right hand opening with 4" elevated base.

Metal case with metal doors, flush base

LM2466S22LN / RN	24 x 18 x 65.85	181	20.5	\$2681
LM3666S22LN / RN	36 x 18 x 65.85	220	29.9	\$3025
LM2466D22LN / RN	24 x 24 x 65.85	216	26.6	\$3113

Metal case with metal doors, elevated base

LM2466S22L4 / R4	24 x 18 x 69.85	181	20.5	\$2867
LM3666S22L4 / RN	36 x 18 x 69.85	220	29.9	\$3211
LM2466D22L4 / R4	24 x 24 x 69.85	216	26.6	\$3299

Metal case with laminate doors, flush base

LL2466S22LN / RN	24 x 18 x 65.85	169	20.5	\$3080
LL3666S22LN / RN	36 x 18 x 65.85	189	29.9	\$3255
LL2466D22LN / RN	24 x 24 x 65.85	204	26.6	\$3396

Metal case with laminate doors, elevated base

LL2466S22L4 / R4	24 x 18 x 69.85	169	20.5	\$3266
LL3666S22L4 / R4	36 x 18 x 69.85	189	29.9	\$3441
LL2466D22L4 / R4	24 x 24 x 69.85	204	26.6	\$3581

LM models shown with PX pull and CL lock; LL models shown with default no handle, CL lock.

- Select suffix (LN) for left hand / (RN) for right hand opening with levelers (flush base).
- Select suffix (L4) for left hand / (R4) for right hand opening with 4" elevated base.

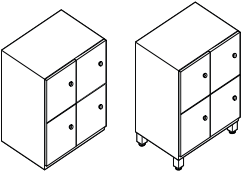
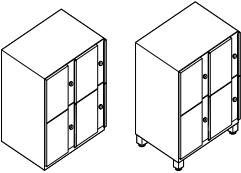
Required specifications

Case finish (paint)  
Door front finish (paint or laminate)

Optional specifications

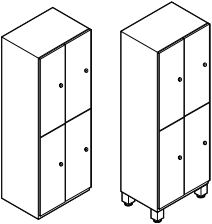
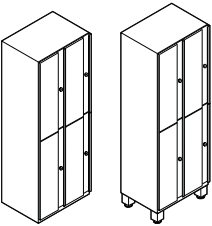
Locks  
Interior options  
Ventilation (LM models only)  
Mail slot (LM models only)  
Pulls  
Ganging

Refer to specification options on page 40 for applicable options and upcharges.  
When ordering keyless, keypad lock style be sure to order programming and manager keys (see note 2 on page 40 for more information)



Left hand shown

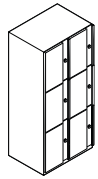
Two Column Locker, Two Rows - 40"H



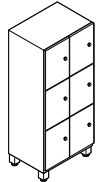
Left hand shown

Two Column Locker, Two Rows - 66"H

## TWO COLUMN LOCKERS, THREE ROWS

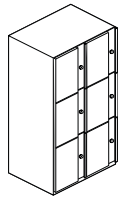


Metal doors, flush base  
Left hand shown

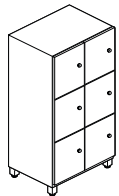


Laminate doors, elevated base  
Left hand shown

## Two Column Locker, Three Rows - 53"H



Metal doors, flush base  
Left hand shown



Laminate doors, elevated base  
Left hand shown

## Two Column Locker, Three Rows - 66"H

## MODEL #

## DIMENSIONS

## WT/LB.

## CUBIC FT.

## LIST PRICE

## W x D x H

## Metal case with metal doors

LM2453S23LN / RN 24 x 18 x 52.95

157

16.6

\$2703

LM2453S23L4 / R4 24 x 18 x 56.95

157

16.6

\$2890

## Metal case with laminate doors

LL2453S23LN / RN 24 x 18 x 52.95

145

16.6

\$3136

LL2453S23L4 / R4 24 x 18 x 56.95

145

16.6

\$3323

LM models shown with PX pull and CL lock; LL models shown with default no handle, CL lock.

- Select suffix **(LN)** for **left** hand / **(RN)** for **right** hand opening with levelers (flush base).
- Select suffix **(L4)** for **left** hand / **(R4)** for **right** hand opening with **4" elevated base**.

## Metal case with metal doors

LM3666S23LN / RN 36 x 18 x 65.85

212

29.9

\$3355

LM3666S23L4 / R4 36 x 18 x 69.85

212

29.9

\$3542

## Metal case with laminate doors

LL3666S23LN / RN 36 x 18 x 65.85

211

29.9

\$3762

LL3666S23L4 / R4 36 x 18 x 69.85

211

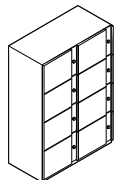
29.9

\$3949

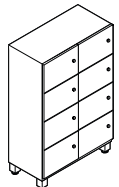
LM models shown with PX pull and CL lock; LL models shown with default no handle, CL lock.

- Select suffix **(LN)** for **left** hand / **(RN)** for **right** hand opening with levelers (flush base).
- Select suffix **(L4)** for **left** hand / **(R4)** for **right** hand opening with **4" elevated base**.

## TWO COLUMN LOCKERS, FOUR ROWS



Metal doors, flush base  
Left hand shown



Laminate doors, elevated base  
Left hand shown

## Two Column Locker, Four Rows - 53"H

## Metal case with metal doors

LM3653S24LN / RN 36 x 18 x 52.95

211

24.2

\$3388

LM3653S24L4 / R4 36 x 18 x 56.95

211

24.2

\$3573

## Metal case with laminate doors

LL3653S24LN / RN 36 x 18 x 52.95

196

24.2

\$4278

LL3653S24L4 / R4 36 x 18 x 56.95

196

24.2

\$4464

LM models shown with PX pull and CL lock; LL models shown with default no handle, CL lock.

- Select suffix **(LN)** for **left** hand / **(RN)** for **right** hand opening with levelers (flush base).
- Select suffix **(L4)** for **left** hand / **(R4)** for **right** hand opening with **4" elevated base**.

## Required specifications

Case finish (paint)  
Door front finish (paint or laminate)

## Optional specifications

Locks Pulls  
Interior options Ganging  
Ventilation (LM models only)  
Mail slot (LM models only)

Refer to specification options on page 40 for applicable options and upcharges.  
When ordering keyless, keypad lock style be sure to order programming and manager keys (see note 2 on page 40 for more information)

P 1200 PERSONAL LOCKERS

Metal doors, flush base  
Left hand shown

Laminate doors, elevated base  
Left hand shown

Two Column Locker, Four Rows - 66"H

Left hand shown

Three Column Locker, One Row - 40"H

Left hand shown

Left hand shown

Three Column Locker, One Row - 40"H

Left hand shown

Three Column Locker, One Row - 40"H

Left hand shown

Three Column Locker, One Row - 40"H

Left hand shown

Three Column Locker, One Row - 40"H

Left hand shown

Three Column Locker, One Row - 40"H

Left hand shown

Three Column Locker, One Row - 40"H

Left hand shown

Three Column Locker, One Row - 40"H

Left hand shown

Three Column Locker, One Row - 40"H

Left hand shown

Three Column Locker, One Row - 40"H

Left hand shown

Three Column Locker, One Row - 40"H

Left hand shown

Three Column Locker, One Row - 40"H

Left hand shown

Three Column Locker, One Row - 40"H

Left hand shown

Three Column Locker, One Row - 40"H

Left hand shown

Three Column Locker, One Row - 40"H

Left hand shown

Three Column Locker, One Row - 40"H

Left hand shown

Three Column Locker, One Row - 40"H

Left hand shown

Three Column Locker, One Row - 40"H

Left hand shown

Three Column Locker, One Row - 40"H

Left hand shown

Three Column Locker, One Row - 40"H

Left hand shown

Three Column Locker, One Row - 40"H

Left hand shown

Three Column Locker, One Row - 40"H

Left hand shown

Three Column Locker, One Row - 40"H

Left hand shown

Three Column Locker, One Row - 40"H

Left hand shown

Three Column Locker, One Row - 40"H

Left hand shown

Three Column Locker, One Row - 40"H

Left hand shown

Three Column Locker, One Row - 40"H

Left hand shown

Three Column Locker, One Row - 40"H

Left hand shown

Three Column Locker, One Row - 40"H

Left hand shown

Three Column Locker, One Row - 40"H

Left hand shown

Three Column Locker, One Row - 40"H

Left hand shown

Three Column Locker, One Row - 40"H

Left hand shown

Three Column Locker, One Row - 40"H

Left hand shown

Three Column Locker, One Row - 40"H

Left hand shown

Three Column Locker, One Row - 40"H

Left hand shown

Three Column Locker, One Row - 40"H

Left hand shown

Three Column Locker, One Row - 40"H

Left hand shown

Three Column Locker, One Row - 40"H

Left hand shown

Three Column Locker, One Row - 40"H

Left hand shown

Three Column Locker, One Row - 40"H

Left hand shown

Three Column Locker, One Row - 40"H

Left hand shown

Three Column Locker, One Row - 40"H

Left hand shown

Three Column Locker, One Row - 40"H

Left hand shown

Three Column Locker, One Row - 40"H

Left hand shown

Three Column Locker, One Row - 40"H

Left hand shown

Three Column Locker, One Row - 40"H

Left hand shown

Three Column Locker, One Row - 40"H

Left hand shown

Three Column Locker, One Row - 40"H

Left hand shown

Three Column Locker, One Row - 40"H

Left hand shown

Three Column Locker, One Row - 40"H

Left hand shown

Three Column Locker, One Row - 40"H

Left hand shown

Three Column Locker, One Row - 40"H

Left hand shown

Three Column Locker, One Row - 40"H

Left hand shown

Three Column Locker, One Row - 40"H

Left hand shown

Three Column Locker, One Row - 40"H

Left hand shown

Three Column Locker, One Row - 40"H

Left hand shown

Three Column Locker, One Row - 40"H

Left hand shown

Three Column Locker, One Row - 40"H

Left hand shown

Three Column Locker, One Row - 40"H

Left hand shown

Three Column Locker, One Row - 40"H

Left hand shown

Three Column Locker, One Row - 40"H

Left hand shown

Three Column Locker, One Row - 40"H

Left hand shown

Three Column Locker, One Row - 40"H

Left hand shown

Three Column Locker, One Row - 40"H

Left hand shown

Three Column Locker, One Row - 40"H

Left hand shown

Three Column Locker, One Row - 40"H

Left hand shown

Three Column Locker, One Row - 40"H

Left hand shown

Three Column Locker, One Row - 40"H

Left hand shown

Three Column Locker, One Row - 40"H

Left hand shown

Three Column Locker, One Row - 40"H

Left hand shown

Three Column Locker, One Row - 40"H

Left hand shown

Three Column Locker, One Row - 40"H

Left hand shown

Three Column Locker, One Row - 40"H

Left hand shown

Three Column Locker, One Row - 40"H

Left hand shown

Three Column Locker, One Row - 40"H

Left hand shown

Three Column Locker, One Row - 40"H

Left hand shown

Three Column Locker, One Row - 40"H

Left hand shown

Three Column Locker, One Row - 40"H

Left hand shown

Three Column Locker, One Row - 40"H

Left hand shown

Three Column Locker, One Row - 40"H

Left hand shown

Three Column Locker, One Row - 40"H

Left hand shown

Three Column Locker, One Row - 40"H

Left hand shown

Three Column Locker, One Row - 40"H

Required specifications	Optional specifications	
Case finish (paint)	Locks	Pulls
Door front finish (paint or laminate)	Interior options	Ganging
	Ventilation (LM models only)	
	Mail slot (LM models only)	

Refer to specification options on page 40 for applicable options and upcharges.  
When ordering keyless, keypad lock style be sure to order programming and manager keys (see note 2 on page 40 for more information)

## THREE COLUMN LOCKERS, ONE ROW

## MODEL #

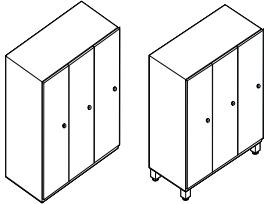
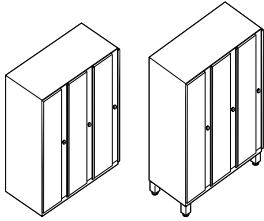
## DIMENSIONS

## WT/LB.

## CUBIC FT.

## LIST PRICE

## W x D x H



Left hand shown

## Three Column Locker, One Row - 53"H

## Metal case with metal doors, flush base

LM3653S31LN / RN	36 x 18 x 52.95	203	24.2	<b>\$2878</b>
LM3653D31LN / RN	36 x 24 x 52.95	240	31.4	<b>\$3216</b>

## Metal case with metal doors, elevated base

LM3653S31L4 / R4	36 x 18 x 56.95	203	24.2	<b>\$3064</b>
LM3653D31L4 / R4	36 x 24 x 56.95	240	31.4	<b>\$3402</b>

## Metal case with laminate doors, flush base

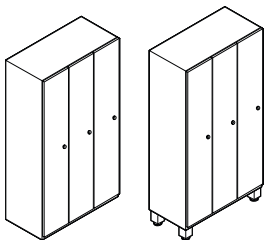
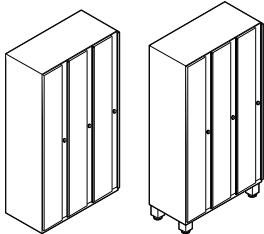
LL3653S31LN / RN	36 x 18 x 52.95	188	24.2	<b>\$3400</b>
LL3653D31LN / RN	36 x 24 x 52.95	226	31.4	<b>\$3739</b>

## Metal case with laminate doors, elevated base

LL3653S31L4 / R4	36 x 18 x 56.95	188	24.2	<b>\$3586</b>
LL3653D31L4 / R4	36 x 24 x 56.95	226	31.4	<b>\$3925</b>

LM models shown with PX pull and CL lock; LL models shown with default no handle, CL lock.

- Select suffix **(LN)** for **left** hand / **(RN)** for **right** hand opening with levelers (flush base).
- Select suffix **(L4)** for **left** hand / **(R4)** for **right** hand opening with **4" elevated base**.



Left hand shown

## Three Column Locker, One Row - 66"H

## Metal case with metal doors, flush base

LM3666S31LN / RN	36 x 18 x 65.85	246	29.9	<b>\$3293</b>
LM3666D31LN / RN	36 x 24 x 65.85	291	38.9	<b>\$3698</b>

## Metal case with metal doors, elevated base

LM3666S31L4 / R4	36 x 18 x 69.85	246	29.9	<b>\$3479</b>
LM3666D31L4 / R4	36 x 24 x 69.85	291	38.9	<b>\$3884</b>

## Metal case with laminate doors, flush base

LL3666S31LN / RN	36 x 18 x 65.85	229	29.9	<b>\$3759</b>
LL3666D31LN / RN	36 x 24 x 65.85	274	38.9	<b>\$4162</b>

## Metal case with laminate doors, elevated base

LL3666S31L4 / R4	36 x 18 x 69.85	229	29.9	<b>\$3944</b>
LL3666D31L4 / R4	36 x 24 x 69.85	274	38.9	<b>\$4348</b>

LM models shown with PX pull and CL lock; LL models shown with default no handle, CL lock.

- Select suffix **(LN)** for **left** hand / **(RN)** for **right** hand opening with levelers (flush base).
- Select suffix **(L4)** for **left** hand / **(R4)** for **right** hand opening with **4" elevated base**.

## Required specifications

Case finish (paint)  
Door front finish (paint or laminate)

## Optional specifications

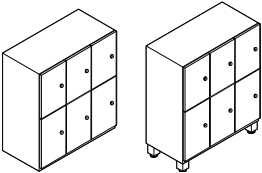
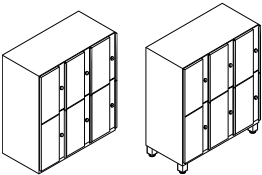
Locks Pulls  
Interior options Ganging  
Ventilation (LM models only)  
Mail slot (LM models only)

Refer to specification options on page 40 for applicable options and upcharges.  
When ordering keyless, keypad lock style be sure to order programming and manager keys (see note 2 on page 40 for more information)

P 1200 PERSONAL LOCKERS

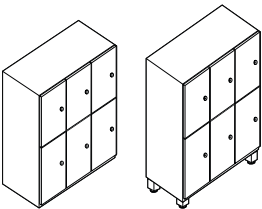
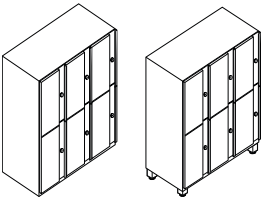
THREE COLUMN LOCKERS, TWO ROWS	MODEL #	DIMENSIONS	WT/LB.	CUBIC FT.	LIST PRICE
--------------------------------	---------	------------	--------	-----------	------------

W x D x H



Left hand shown

Three Column Locker, Two Rows - 40"H



Left hand shown

Three Column Locker, Two Rows - 53"H

<b>Metal case with metal doors, flush base</b>					
LM3640S32LN / RN	36 x 18 x 40.5	169	18.5	<b>\$2900</b>	
LM3640D32LN / RN	36 x 24 x 40.5	202	24	<b>\$3181</b>	

<b>Metal case with metal doors, elevated base</b>					
LM3640S32L4 / R4	36 x 18 x 44.5	169	18.5	<b>\$3086</b>	
LM3640D32L4 / R4	36 x 24 x 44.5	202	24	<b>\$3367</b>	

<b>Metal case with laminate doors, flush base</b>					
LL3640S32LN / RN	36 x 18 x 40.5	157	18.5	<b>\$3422</b>	
LL3640D32LN / RN	36 x 24 x 40.5	190	24	<b>\$3739</b>	

<b>Metal case with laminate doors, elevated base</b>					
LL3640S32L4 / R4	36 x 18 x 44.5	157	18.5	<b>\$3608</b>	
LL3640D32L4 / R4	36 x 24 x 44.5	190	24	<b>\$3927</b>	

LM models shown with PX pull and CL lock; LL models shown with default no handle, CL lock.

- Select suffix **(LN)** for **left** hand / **(RN)** for **right** hand opening with levelers (flush base).
- Select suffix **(L4)** for **left** hand / **(R4)** for **right** hand opening with **4" elevated base**.

<b>Metal case with metal doors, flush base</b>					
LM3653S32LN / RN	36 x 18 x 52.95	211	24.2	<b>\$3308</b>	
LM3653D32LN / RN	36 x 24 x 52.95	251	31.4	<b>\$3666</b>	

<b>Metal case with metal doors, elevated base</b>					
LM3653S32L4 / R4	36 x 18 x 56.95	211	24.2	<b>\$3494</b>	
LM3653D32L4 / R4	36 x 24 x 56.95	251	31.4	<b>\$3852</b>	

<b>Metal case with laminate doors, flush base</b>					
LL3653S32LN / RN	36 x 18 x 52.95	196	24.2	<b>\$3791</b>	
LL3653D32LN / RN	36 x 24 x 52.95	236	31.4	<b>\$4150</b>	

<b>Metal case with laminate doors, elevated base</b>					
LL3653S32L4 / R4	36 x 18 x 56.95	196	24.2	<b>\$3978</b>	
LL3653D32L4 / R4	36 x 24 x 56.95	236	31.4	<b>\$4335</b>	

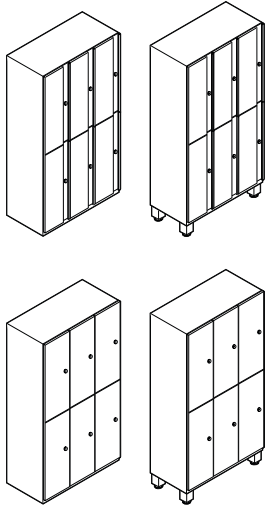
LM models shown with PX pull and CL lock; LL models shown with default no handle, CL lock.

- Select suffix **(LN)** for **left** hand / **(RN)** for **right** hand opening with levelers (flush base).
- Select suffix **(L4)** for **left** hand / **(R4)** for **right** hand opening with **4" elevated base**.

<b>Required specifications</b>	<b>Optional specifications</b>	
Case finish (paint)	Locks	Pulls
Door front finish (paint or laminate)	Interior options	Ganging
	Ventilation (LM models only)	
	Mail slot (LM models only)	

Refer to specification options on page 40 for applicable options and upcharges.  
When ordering keyless, keypad lock style be sure to order programming and manager keys (see note 2 on page 40 for more information)

## THREE COLUMN LOCKERS, TWO ROWS



Left hand shown

Three Column Locker, Two Rows - 66"H

### MODEL #

### DIMENSIONS

### WT/LB.

### CUBIC FT.

### LIST PRICE

W x D x H

#### Metal case with metal doors, flush base

LM3666S32LN / RN	36 x 18 x 65.85	259	29.9	<b>\$3733</b>
LM3666D32LN / RN	36 x 24 x 65.85	317	38.9	<b>\$4160</b>

#### Metal case with metal doors, elevated base

LM3666S32L4 / R4	36 x 18 x 69.85	259	29.9	<b>\$3920</b>
LM3666D32L4 / R4	36 x 24 x 69.85	317	38.9	<b>\$4346</b>

#### Metal case with laminate doors, flush base

LL3666S32LN / RN	36 x 18 x 65.85	240	29.9	<b>\$4333</b>
LL3666D32LN / RN	36 x 24 x 65.85	298	38.9	<b>\$4760</b>

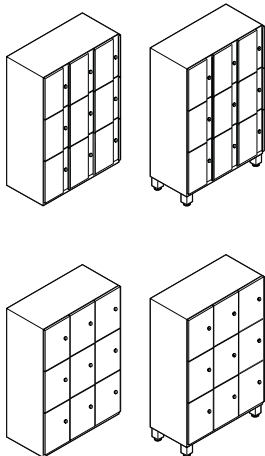
#### Metal case with laminate doors, elevated base

LL3666S32L4 / R4	36 x 18 x 69.85	240	29.9	<b>\$4521</b>
LL3666D32L4 / R4	36 x 24 x 69.85	298	38.9	<b>\$4946</b>

LM models shown with PX pull and CL lock; LL models shown with default no handle, CL lock.

- Select suffix **(LN)** for **left** hand / **(RN)** for **right** hand opening with levelers (flush base).
- Select suffix **(L4)** for **left** hand / **(R4)** for **right** hand opening with **4" elevated base**.

## THREE COLUMN LOCKERS, THREE ROWS



Left hand shown

Three Column Locker, Three Rows - 53"H

#### Metal case with metal doors, flush base

LM3653S33LN / RN	36 x 18 x 52.95	220	24.2	<b>\$3798</b>
LM3653D33LN / RN	36 x 24 x 52.95	262	31.4	<b>\$4179</b>

#### Metal case with metal doors, elevated base

LM3653S33L4 / R4	36 x 18 x 56.95	220	24.2	<b>\$3984</b>
LM3653D33L4 / R4	36 x 24 x 56.95	262	31.4	<b>\$4365</b>

#### Metal case with laminate doors, flush base

LL3653S33LN / RN	36 x 18 x 52.95	203	24.2	<b>\$4448</b>
LL3653D33LN / RN	36 x 24 x 52.95	245	31.4	<b>\$4828</b>

#### Metal case with laminate doors, elevated base

LL3653S33L4 / R4	36 x 18 x 56.95	203	24.2	<b>\$4633</b>
LL3653D33L4 / R4	36 x 24 x 56.95	245	31.4	<b>\$5014</b>

LM models shown with PX pull and CL lock; LL models shown with default no handle, CL lock.

- Select suffix **(LN)** for **left** hand / **(RN)** for **right** hand opening with levelers (flush base).
- Select suffix **(L4)** for **left** hand / **(R4)** for **right** hand opening with **4" elevated base**.

### Required specifications

Case finish (paint)  
Door front finish (paint or laminate)

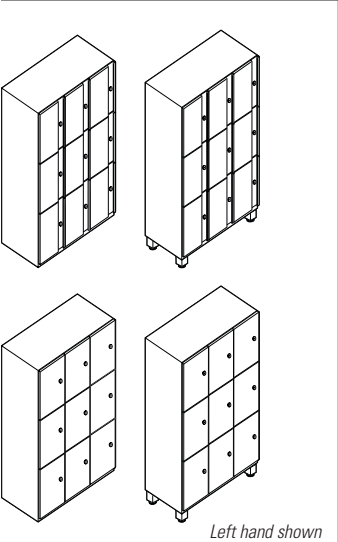
### Optional specifications

Locks  
Interior options  
Ventilation (LM models only)  
Mail slot (LM models only)  
Pulls  
Ganging

Refer to specification options on page 40 for applicable options and upcharges.  
When ordering keyless, keypad lock style be sure to order programming and manager keys (see note 2 on page 40 for more information)

P 1200 PERSONAL LOCKERS

THREE COLUMN LOCKERS, THREE ROWS	MODEL #	DIMENSIONS	WT/LB.	CUBIC FT.	LIST PRICE
----------------------------------	---------	------------	--------	-----------	------------



Three Column Locker, Three Rows - 66"H

KEY#	SETS REQUIRED
401	
402	
403	
404	
405	

Keylist

W x D x H					
Metal case with metal doors, flush base					
LM3666S33LN / RN	36 x 18 x 65.85	267	29.9		\$4198
LM3666D33LN / RN	36 x 24 x 65.85	317	38.9		\$4646
Metal case with metal doors, elevated base					
LM3666S33L4 / R4	36 x 18 x 69.85	267	29.9		\$4385
LM3666D33L4 / R4	36 x 24 x 69.85	317	38.9		\$4832
Metal case with laminate doors, flush base					
LL3666S33LN / RN	36 x 18 x 65.85	247	29.9		\$4843
LL3666D33LN / RN	36 x 24 x 65.85	297	38.9		\$5291
Metal case with laminate doors, elevated base					
LL3666S33L4 / R4	36 x 18 x 69.85	247	29.9		\$5030
LL3666D33L4 / R4	36 x 24 x 69.85	297	38.9		\$5477

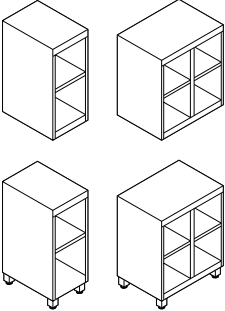
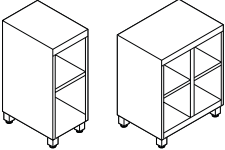

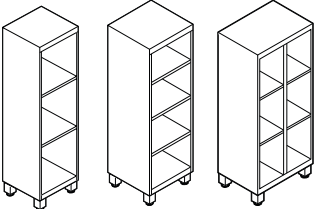
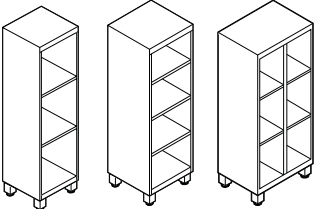

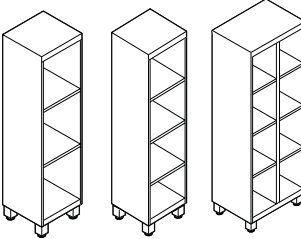
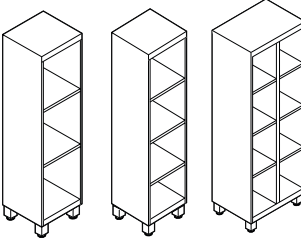
LM models shown with PX pull and CL lock; LL models shown with default no handle, CL lock.

- Select suffix (LN) for left hand / (RN) for right hand opening with levelers (flush base).
- Select suffix (L4) for left hand / (R4) for right hand opening with 4" elevated base.

KEYLIST	- X - X -	-	-	\$0
---------	-----------	---	---	-----

When specific keying information is required with preassigned lock core and key numbers, KEYLIST to be added to order as a no charge line item and accompanied by a completed KEY LIST form found on page 76. Lock cores will be shipped separately, to be installed on site.

Required specifications	Optional specifications	Refer to specification options on page 40 for applicable options and upcharges.
Case finish (paint)	Locks	When ordering keyless, keypad lock style be sure to order programming and manager keys (see note 2 on page 40 for more information)
Door front finish (paint or laminate)	Interior options	
	Ventilation (LM models only)	
	Mail slot (LM models only)	
	Pulls	
	Ganging	

METAL CUBBIES, NO DOORS	MODEL #	DIMENSIONS	WT/LB.	CUBIC FT.	LIST PRICE
W x D x H					
	<b>One column, two rows, flush base</b>				
	LM1227S12NN	12 x 18 x 27.15	44	4.7	<b>\$761</b>
	<b>Two column, two rows, flush base</b>				
	LM2427S22NN	24 x 18 x 27.15	71	8.7	<b>\$1133</b>
	<b>One column, two rows, elevated base</b>				
	LM1227S12N4	12 x 18 x 31.15	44	4.7	<b>\$948</b>
	<b>Two column, two rows, elevated base</b>				
	LM2427S22N4	24 x 18 x 31.15	71	8.7	<b>\$1319</b>
<ul style="list-style-type: none"> <li>• Select suffix <b>(NN)</b> for metal cubby with levelers (flush base).</li> <li>• Select suffix <b>(N4)</b> for metal cubby with <b>4" elevated base</b>.</li> <li>• 12" wide cubby style lockers to be ganged or anchored for compliance with ANSI/BIFMA X5.6 storage standards.</li> </ul>					
	<b>One column, three rows, flush base</b>				
	LM1253S13NN	12 x 18 x 52.95	77	8.9	<b>\$1076</b>
	<b>One column, four rows, flush base</b>				
	LM1853S14NN	18 x 18 x 52.95	77	12.7	<b>\$1185</b>
	<b>Two column, three rows, flush base</b>				
	LM2453S23NN	24 x 18 x 52.95	123	16.6	<b>\$1620</b>
	<b>One column, three rows, elevated base</b>				
	LM1253S13N4	12 x 18 x 56.95	77	8.9	<b>\$1262</b>
	<b>One column, four rows, elevated base</b>				
	LM1853S14N4	18 x 18 x 56.95	77	12.7	<b>\$1372</b>
	<b>Two column, three rows, elevated base</b>				
	LM2453S23N4	24 x 18 x 56.95	123	16.6	<b>\$1806</b>
<ul style="list-style-type: none"> <li>• Select suffix <b>(NN)</b> for metal cubby with levelers (flush base).</li> <li>• Select suffix <b>(N4)</b> for metal cubby with <b>4" elevated base</b>.</li> <li>• 12" or 18" wide cubby style lockers to be ganged or anchored for compliance with ANSI/BIFMA X5.6 storage standards.</li> </ul>					
	<b>One column, three rows, flush base</b>				
	LM1866S13NN	18 x 18 x 65.85	72	15.7	<b>\$1290</b>
	<b>One column, four rows, flush base</b>				
	LM1266S14NN	12 x 18 x 65.85	94	11	<b>\$1255</b>
	<b>Two column, four rows, flush base</b>				
	LM2466S24NN	24 x 18 x 65.85	151	20.5	<b>\$1915</b>
	<b>One column, three rows, elevated base</b>				
	LM1866S13N4	18 x 18 x 69.85	72	15.7	<b>\$1475</b>
	<b>One column, four rows, elevated base</b>				
	LM1266S14N4	12 x 18 x 69.85	94	11	<b>\$1440</b>
	<b>Two column, four rows, elevated base</b>				
	LM2466S24N4	24 x 18 x 69.85	151	20.5	<b>\$2101</b>
<ul style="list-style-type: none"> <li>• Select suffix <b>(NN)</b> for metal cubby with levelers (flush base).</li> <li>• Select suffix <b>(N4)</b> for metal cubby with <b>4" elevated base</b>.</li> <li>• 12" or 18" wide cubby style lockers to be ganged or anchored for compliance with ANSI/BIFMA X5.6 storage standards.</li> </ul>					

**Required specifications**

Case finish (paint)

**Optional specifications**

Interior options (refer to notes section)

Factory ganging (**BG**)



# P 1200 PERSONAL LOCKERS

## LOCKER SLOPED TOPS

	MODEL #	DIMENSIONS	WT/LB.	CUBIC FT.	LIST PRICE
		W x D x H			
	LMST1218	12 x 18 x 0.07-8	7.1	2.23	<b>\$188</b>
	LMST1518	15 x 18 x 0.07-8	8.1	2.23	<b>\$195</b>
	LMST1818	18 x 18 x 0.07-8	9.15	2.23	<b>\$201</b>
	LMST2418	24 x 18 x 0.07-8	11.25	3.68	<b>\$209</b>
	LMST3018	30 x 18 x 0.07-8	13.45	3.68	<b>\$220</b>
	LMST3618	36 x 18 x 0.07-8	15.5	4.4	<b>\$228</b>



Locker Sloped Top - 18"D\*

Convert standard flat top locker to sloped top. Metal sloped top prevents items from being stacked on the top of a locker and makes cleaning easy. Mounted flush with the locker case; excluding the door front. Mounting hardware included. Use with LM or LL locker models with corresponding width and depth as the sloped top.

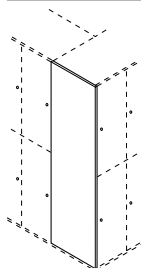


Locker Sloped Top - 24"D\*

Convert standard flat top locker to sloped top. Metal sloped top prevents items from being stacked on the top of a locker and makes cleaning easy. Mounted flush with the locker case; excluding the door front. Mounting hardware included. Use with LM or LL locker models with corresponding width and depth as the sloped top.

LMST1224	12 x 24 x 0.07-8	9	2.23	<b>\$201</b>
LMST1524	15 x 24 x 0.07-8	10.35	2.23	<b>\$206</b>
LMST1824	18 x 24 x 0.07-8	11.65	2.23	<b>\$217</b>
LMST2424	24 x 24 x 0.07-8	14.2	3.68	<b>\$226</b>
LMST3024	30 x 24 x 0.07-8	16.7	3.68	<b>\$240</b>
LMST3624	36 x 24 x 0.07-8	19.35	4.4	<b>\$256</b>

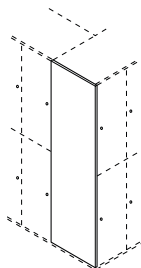
## END OF RUN LAMINATE PANELS



End of Run Laminate Panel - 18"D\*\*

LLERP1827	18 x 0.69 x 25.65	13	0.34	<b>\$154</b>
LLERP1840	18 x 0.69 x 38.55	19.5	0.51	<b>\$231</b>
LLERP1853	18 x 0.69 x 51.45	26	0.67	<b>\$307</b>
LLERP1866	18 x 0.69 x 64.35	32.5	0.84	<b>\$386</b>

To cap the ends of a locker run with a finished laminate panel. To accept panels, lockers at the end of run must be specified with ganging option **(BG)**. Finished laminate panel connects to the side of the locker with the ganging hardware supplied. End of run panels include factory installed inserts for the connection. End of run panel overlaps case to be flushed with laminate door front. Available in all the standard laminates for 1200 series lockers.



End of Run Laminate Panel - 24"D\*\*

LLERP2427	24 x 0.69 x 25.65	17.5	0.45	<b>\$205</b>
LLERP2440	24 x 0.69 x 38.55	26	0.67	<b>\$307</b>
LLERP2453	24 x 0.69 x 51.45	35	0.89	<b>\$411</b>
LLERP2466	24 x 0.69 x 64.35	73	1.11	<b>\$516</b>

To cap the ends of a locker run with a finished laminate panel. To accept panels, lockers at the end of run must be specified with ganging option **(BG)**. Finished laminate panel connects to the side of the locker with the ganging hardware supplied. End of run panels include factory installed inserts for the connection. End of run panel overlaps case to be flushed with laminate door front. Available in all the standard laminates for 1200 series lockers.

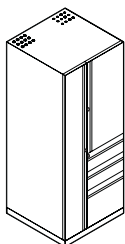
### Required specifications

Paint finish\*  
Laminate finish\*\*



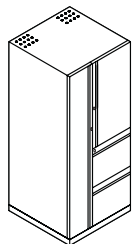
# P 1200 PERSONAL TOWERS

## 1200 - PERSONAL TOWERS



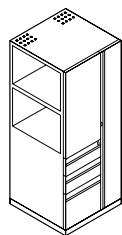
Left shown

**Personal Tower - Box/Box/File**



Left shown

**Personal Tower - File/File\***



Right shown

**Side Opening Storage Tower - Box/Box/File**

### MODEL #

### DIMENSIONS

### WT/LB.

### CUBIC FT

### LIST PRICE

#### W x D x H

1224P42TBBFL	24 x 24 x 42	127.4	16.37	<b>\$2424</b>
1224P50TBBFL	24 x 24 x 50	141.9	19.38	<b>\$2446</b>
1224P54TBBFL	24 x 24 x 53.8	148	20.81	<b>\$2460</b>
1224P66TBBFL	24 x 24 x 65.9	174.5	25.36	<b>\$2499</b>

1224P42TBBFR	24 x 24 x 42	127.4	16.37	<b>\$2424</b>
1224P50TBBFR	24 x 24 x 50	141.9	19.38	<b>\$2446</b>
1224P54TBBFR	24 x 24 x 53.8	148	20.81	<b>\$2460</b>
1224P66TBBFR	24 x 24 x 65.9	174.5	25.36	<b>\$2499</b>

- 1224PxxTBBFL models have wardrobe on the **left** and file drawers on the **right**
- 1224PxxTBBFR models have wardrobe on the **right** and file drawers on the **left**

Includes ventilated 24"D wardrobe section, locker compartment and 2 box and 1 file drawer. Pencil tray included in top box drawer. Storage tower has 1 adjustable shelf and 1 fixed shelf. Full height coat storage is 7" wide with ventilation. Tower comes with 3 locks - 1 for the drawers, 1 for the storage door and 1 for the coat locker.

1224P42TFFL	24 x 24 x 42	118	16.37	<b>\$2424</b>
1224P50TFFL	24 x 24 x 50	132.9	19.38	<b>\$2446</b>
1224P54TFFL	24 x 24 x 53.8	139	20.81	<b>\$2460</b>
1224P66TFFL	24 x 24 x 65.9	165	25.36	<b>\$2499</b>

1224P42TFFR	24 x 24 x 42	118.4	16.37	<b>\$2424</b>
1224P50TFFR	24 x 24 x 50	132.9	19.38	<b>\$2446</b>
1224P54TFFR	24 x 24 x 53.8	139	20.81	<b>\$2460</b>
1224P66TFFR	24 x 24 x 65.9	165.5	25.36	<b>\$2499</b>

- 1224PxxTFFL models have wardrobe on the **left** and file drawers on the **right**
- 1224PxxTFFR models have wardrobe on the **right** and file drawers on the **left**

Includes ventilated 24"D wardrobe section, locker compartment and 2 file drawers. Storage tower has 1 adjustable shelf and 1 fixed shelf. Full height coat storage is 7" wide with ventilation. Tower comes with 3 locks - 1 for the drawers, 1 for the storage door and 1 for the coat locker.

1224P50TSOBBFL	24 x 24 x 50	141.8	19.38	<b>\$3194</b>
1224P54TSOBBFL	24 x 24 x 53.8	147.3	20.81	<b>\$3209</b>
1224P66TSOBBFL	24 x 24 x 65.9	171.8	25.36	<b>\$3254</b>

1224P50TSOBBFR	24 x 24 x 50	141.8	19.38	<b>\$3194</b>
1224P54TSOBBFR	24 x 24 x 53.8	147.3	20.81	<b>\$3209</b>
1224P66TSOBBFR	24 x 24 x 65.87	171.8	25.36	<b>\$3254</b>

- 1224PxxTSOBBFL models have wardrobe on the **left** and file drawers on the **right**
- 1224PxxTSOBBFR models have wardrobe on the **right** and file drawers on the **left**

Includes ventilated 24"D wardrobe section and 2 box and 1 file drawers. Pencil tray included in top box drawer. Storage tower has 1 adjustable shelf and 1 fixed shelf. Full height coat storage is 7" wide with ventilation. Tower comes with 2 locks - 1 for the drawers, 1 for the coat locker.

### Required specifications

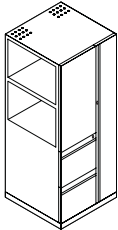
Paint finish

### Optional specifications

Key alike/key #

eLock\*

1200 - PERSONAL TOWERS	MODEL #	DIMENSIONS	WT/LB.	CUBIC FT.	LIST PRICE
------------------------	---------	------------	--------	-----------	------------



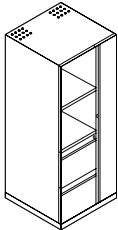
Right shown

Side Opening Storage Tower - File/File

W x D x H					
1224P50TSOFFL	24 x 24 x 50	132.8	19.38	\$3194	
1224P54TSOFFL	24 x 24 x 53.8	138.3	20.81	\$3209	
1224P66TSOFFL	24 x 24 x 65.9	162.8	25.36	\$3254	
1224P50TSOFFR	24 x 24 x 50	132.8	19.38	\$3194	
1224P54TSOFFR	24 x 24 x 53.8	138.3	20.81	\$3209	
1224P66TSOFFR	24 x 24 x 65.9	162.8	25.36	\$3254	

- 1224PxxTSOFFL models have wardrobe on the **left** and file drawers on the **right**
- 1224PxxTSOFFR models have wardrobe on the **right** and file drawers on the **left**

Includes ventilated 24"D wardrobe section and 2 file drawers. Storage tower has 1 adjustable shelf and 1 fixed shelf. Full height coat storage is 7" wide with ventilation. Tower comes with 2 locks - 1 for the drawers, 1 for the coat locker.



Right shown

Front Opening Storage Tower - File/File

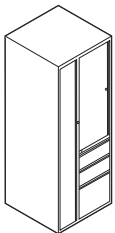
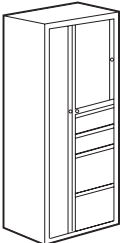
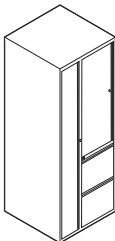

1224P50TOFFL	24 x 24 x 50	128.3	19.38	\$2373	
1224P54TOFFL	24 x 24 x 53.8	133.7	20.81	\$2387	
1224P66TOFFL	24 x 24 x 65.9	153.2	25.36	\$2424	
1224P50TOFFR	24 x 24 x 50	128.3	19.38	\$2373	
1224P54TOFFR	24 x 24 x 53.8	133.7	20.81	\$2387	
1224P66TOFFR	24 x 24 x 65.9	153.2	25.36	\$2424	

- 1224PxxTOFFL models have wardrobe on the **left** and file drawers on the **right**
- 1224PxxTOFFR models have wardrobe on the **right** and file drawers on the **left**

Includes ventilated 24"D wardrobe section and 2 file drawers. Storage tower has 1 adjustable shelf and 1 fixed shelf. Full height coat storage is 7" wide with ventilation. Tower comes with 2 locks - 1 for the drawers, 1 for the coat locker.

Required specifications	Optional specifications
Paint finish	Key alike/key # or eLock

# P 9300P PERSONAL TOWERS

9300P - PERSONAL TOWERS		MODEL #	DIMENSIONS	WT/LB.	CUBIC FT.	LIST PRICE
			W x D x H			
		93PT-2BFL	24 x 24 x 65.25	166	26	<b>\$2648</b>
		93PT-2BFR	24 x 24 x 65.25	166	26	<b>\$2648</b>
		<ul style="list-style-type: none"> <li>Model 93PT-2BFL has wardrobe section on the left and file drawers on the right.</li> <li>Model 93PT-2BFR has wardrobe section on the right and file drawers on the left.</li> </ul> <p>Full looped pulls on all drawers. Includes ventilated 24"D wardrobe section, locker compartment, two box and one file drawers. Locker compartment includes two shelves. Three locks keyed alike. Shipped assembled in 1 carton.</p>				
						
		93PT2B2FL	24 x 24 x 65.25	176	26	<b>\$2648</b>
		93PT2B2FR	24 x 24 x 65.25	176	26	<b>\$2648</b>
		<ul style="list-style-type: none"> <li>Model 93PT2B2FL has wardrobe section on the left and file drawers on the right.</li> <li>Model 93PT2B2FR has wardrobe section on the right and file drawers on the left.</li> </ul> <p>Full looped pulls on all drawers. Includes ventilated 24"D wardrobe section, locker compartment, two box and two file drawers. Locker compartment includes two shelves. Three locks keyed alike. Shipped assembled in 1 carton.</p>				
						
		93PT-2FL	24 x 24 x 65.25	163	26	<b>\$2648</b>
		93PT-2FR	24 x 24 x 65.25	163	26	<b>\$2648</b>
		<ul style="list-style-type: none"> <li>Model 93PT-2FL has wardrobe section on the left and file drawers on the right.</li> <li>Model 93PT-2FR has wardrobe section on the right and file drawers on the left.</li> </ul> <p>Full looped pulls on all drawers. Includes ventilated 24"D wardrobe section, locker compartment and two file drawers. Locker compartment includes two shelves. Three locks keyed alike. Shipped assembled in 1 carton.</p>				
						
		93PT-3FL	24 x 24 x 65.25	173	26	<b>\$2648</b>
		93PT-3FR	24 x 24 x 65.25	173	26	<b>\$2648</b>
		<ul style="list-style-type: none"> <li>Model 93PT-3FL has wardrobe section on the left and file drawers on the right.</li> <li>Model 93PT-3FR has wardrobe section on the right and file drawers on the left.</li> </ul> <p>Full looped pulls on all drawers. Includes ventilated 24"D wardrobe section, locker compartment and three file drawers. Locker compartment includes two shelves. Three locks keyed alike. Shipped assembled in 1 carton.</p>				

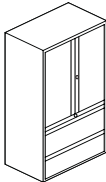
## Required specifications

Paint finish

## Optional specifications

Key alike/key #\*

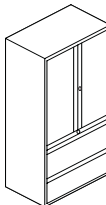
1200 - MULTI-STOR CABINETS



Multi-Stor Cabinet, 50" H

MODEL #	DIMENSIONS	WT/LB.	CUBIC FT.	LIST PRICE
1230P50M2SFF	30 x 18 x 50	120	18.31	\$2296
1236P50M2SFF	36 x 18 x 50	142	21.79	\$2582
1242P50M2SFF	42 x 18 x 50	150	25.28	\$2783

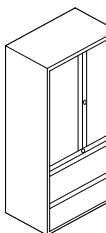
All purpose storage unit with hinged doors, one adjustable shelf and two lateral file drawers. Locking.



Multi-Stor Cabinet, 53.75" H

1230P54M2SFF	30 x 18 x 53.75	150	19.64	\$2321
1236P54M2SFF	36 x 18 x 53.75	158	23.38	\$2395
1242P54M2SFF	42 x 18 x 53.75	168	27.12	\$2543

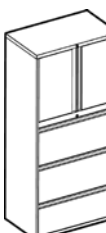
All purpose storage unit with hinged doors, one adjustable shelf and two lateral file drawers. Locking.



Multi-Stor Cabinet, 65.87" H

1230P66M3SFF	30 x 18 x 65.87	228	23.95	\$2955
1236P66M3SFF	36 x 18 x 65.87	258	28.51	\$2991
1242P66M3SFF	42 x 18 x 65.87	265	33.07	\$3143

All purpose storage unit with hinged doors, two adjustable shelves and two lateral file drawers. Locking.

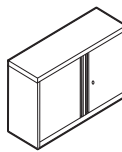


Multi-Stor Cabinet, 65.87" H

1230P66M2SFFF	30 x 18 x 65.87	230	23.95	\$2955
1236P66M2SFFF	36 x 18 x 65.87	250	28.5	\$3106
1242P66M2SFFF	42 x 18 x 65.87	280	33.07	\$3257

All purpose storage unit with hinged doors, one adjustable shelf and three lateral file drawers. Locking.

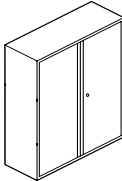
1200 - STORAGE CABINETS



Storage Cabinet - 2 high

1230P2SWS	30 x 18 x 27.75	152	10.4	\$1124
1236P2SWS	36 x 18 x 27.75	175	12.38	\$1159
1242P2SWS	42 x 18 x 27.75	198	14.36	\$1234

One fixed and one adjustable shelf. **Worksurface supporting.** Locking.



Storage Cabinet - 3 high

1230P3S	30 x 18 x 40.5	152	14.93	\$1459
1236P3S	36 x 18 x 40.5	175	17.77	\$1497

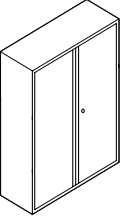
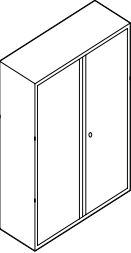
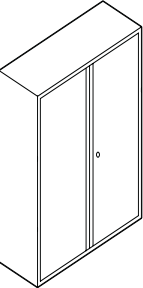
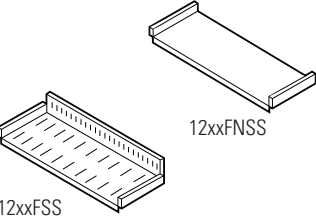
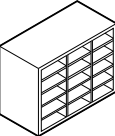
One fixed and two adjustable shelves. Locking.

**Required specifications**  
Paint finish

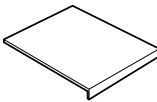


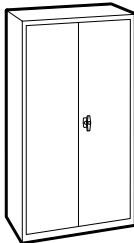

**Optional specifications**  
Counterweight  
Key alike/key #  
Electronic lock (storage cabinets)

**Accessories**  
Front-to-back file bars  
Plate dividers

S 1200 STORAGE CABINETS

1200 - STORAGE CABINETS	MODEL #	DIMENSIONS	WT/LB.	CUBIC FT.	LIST PRICE
 <b>Storage Cabinet - 4 high*</b>		W x D x H			
	1230P4S	30 x 18 x 53.75	152	19.64	<b>\$1794</b>
	1236P4S	36 x 18 x 53.75	175	23.38	<b>\$1872</b>
	One fixed and three adjustable shelves. Locking.				
 <b>Storage Cabinet - 5 high*</b>	1230P5S	30 x 18 x 65.87	152	23.95	<b>\$2057</b>
	1236P5S	36 x 18 x 65.87	175	28.51	<b>\$2133</b>
	1242P5S	42 x 18 x 65.87	198	33.07	<b>\$2243</b>
	One fixed and four adjustable shelves. Locking.				
 <b>Storage Cabinet - 6 high*</b>	1230P6S	30 x 18 x 77.87	174	28.22	<b>\$2694</b>
	1236P6S	36 x 18 x 77.87	195	33.59	<b>\$2769</b>
	1242P6S	42 x 18 x 77.87	220	38.96	<b>\$2881</b>
	One fixed and five adjustable shelves. Locking.				
 <b>Additional Shelf</b>	1230FNSS	30 x 16 x -	6	0.1	<b>\$180</b>
	1236FNSS	36 x 16 x -	7	0.1	<b>\$216</b>
	1242FNSS	42 x 16 x -	8	0.1	<b>\$252</b>
	For 1200 Series storage cabinets. Includes brackets.				
 <b>Max-Stor™ Module</b>	1230FSS	30 x 16 x -	9	0.1	<b>\$290</b>
	1236FSS	36 x 16 x -	11	0.1	<b>\$371</b>
	1242FSS	42 x 16 x -	13	0.1	<b>\$451</b>
	For 1200 Series storage cabinets. Includes brackets.				
	MS-3624	34.25 x 14.5 x 24	50	8.67	<b>\$851</b>
	Three vertical sections with nine adjustable and three fixed trays (located in the center of cabinet). Can be freestanding or installed in 36"W storage cabinets on a full width, non-slotted shelf. For 1200 Series storage cabinets. Shipped assembled in 1 carton.				

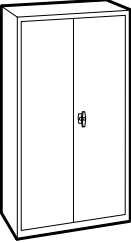

<b>Required specifications</b>	<b>Optional specifications</b>	<b>Accessories</b>
Paint finish	Counterweight* Key alike/key #* Electronic lock (storage cabinets)	Front-to-back file bars* Plate dividers*


1200 - STORAGE CABINETS		MODEL #	DIMENSIONS	WT/LB.	CUBIC FT.	LIST PRICE
		W x D x H				
		MST-18	11.18 x 14.5 x 0.75	20	4	\$262
Max-Stor™ Tray		Additional package of twelve trays for Max-Stor™ module.				
9300 - STORAGE CABINETS						
		9336-2S1	36 x 18 x 27.12	61	14	\$613
	Two Door Storage Cabinet - 27.125" H*	One full width, <b>fixed</b> , non-slotted shelf. Lock and leveling glides standard. <b>Matches lateral file case dimensions.</b> Shipped assembled in 1 carton. <ul style="list-style-type: none"><li>• All shelves were tested to hold up to 120 lbs. evenly distributed.</li></ul>				
		9336-S42L	36 x 18 x 42	89	20	\$571
	Two Door Storage Cabinet - 42" H*	One fixed and one adjustable shelf. Lock and leveling glides standard. Shipped assembled in 1 carton. <ul style="list-style-type: none"><li>• All shelves were tested to hold up to 120 lbs. evenly distributed.</li></ul>				
		9336-S72L	36 x 18 x 72	138	36	\$771
	Two Door Storage Cabinet - 72" H*	One fixed and three adjustable shelves. Lock and leveling glides standard. Shipped assembled in 1 carton. <ul style="list-style-type: none"><li>• All shelves were tested to hold up to 120 lbs. evenly distributed.</li></ul>				
		93CG-S42L	36 x 18 x 42	110	20	\$950
	Two Door Storage Cabinet - 42" H*	One fixed and two adjustable shelves. Two point locking doors. Shipped assembled in 1 carton. <ul style="list-style-type: none"><li>• CGSB approved.</li><li>• All shelves were tested to hold up to 120 lbs. evenly distributed.</li></ul>				

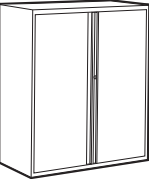

Required specifications	Optional specifications
Paint finish	Key alike/key #*



S 9300 / 9300P STORAGE CABINETS

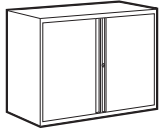
9300 - STORAGE CABINETS		MODEL #	DIMENSIONS	WT/LB.	CUBIC FT.	LIST PRICE
 <b>Two Door Storage Cabinet - 72"H</b>		W x D x H				
		93CG-S72L	36 x 18 x 72	128	36	<b>\$1343</b>
 <b>Additional Shelf</b>		One fixed and six adjustable shelves. Two point locking doors. Shipped assembled in 1 carton.				
		<ul style="list-style-type: none"><li>• CGSB approved.</li><li>• All shelves were tested to hold up to 125 lbs. evenly distributed.</li></ul>				
		9336-FWS	36 x 18 x 0.75	7	5	<b>\$85</b>
		93CG-FWS	36 x 18 x 0.75	7	5	<b>\$107</b>
		Specify <b>9336-FWS</b> for 9336-5MSL, 9336-S72L, 9336-S42L and 9336-2SL. Specify <b>93CG-FWS</b> for 93CG storage cabinets.				

9300 - MULTI-STOR CABINETS		MODEL #	DIMENSIONS	WT/LB.	CUBIC FT.	LIST PRICE
 <b>Multi-Stor Cabinet*</b>		9336-5MSL	36 x 18 x 65.25	158	32	<b>\$2097</b>
		All purpose storage unit with two fixed shelves, one adjustable shelf and standard side-to-side hanging file bars in the roll-out drawers. Center pull handle design. Shipped assembled in 1 carton.				
		<ul style="list-style-type: none"><li>• Storage and lateral units lock independently and are keyed alike.</li></ul>				

9300P - STORAGE CABINETS		MODEL #	DIMENSIONS	WT/LB.	CUBIC FT.	LIST PRICE
 <b>Two Door Storage Cabinet - 42"H*</b>		9336PS42L	36 x 18 x 42	89	20	<b>\$769</b>
		One fixed and one adjustable shelf. Lock and leveling glides standard. <b>Full pull handle design.</b> Shipped assembled in 1 carton.				
		<ul style="list-style-type: none"><li>• All shelves were tested to hold up to 70 - 75 lbs. evenly distributed.</li></ul>				
 <b>Two Door Storage Cabinet - 72"H*</b>		9336PS72L	36 x 18 x 72	141	36	<b>\$1051</b>
		One fixed and three adjustable shelves. Lock and leveling glides standard. <b>Full pull handle design.</b> Shipped assembled in 1 carton.				
		<ul style="list-style-type: none"><li>• All shelves were tested to hold up to 70 - 75 lbs. evenly distributed.</li></ul>				

Required specifications	Optional specifications
Paint finish	Key alike/key #

9300P - STORAGE CABINETS	MODEL #	DIMENSIONS	WT/LB.	CUBIC FT.	LIST PRICE
--------------------------	---------	------------	--------	-----------	------------

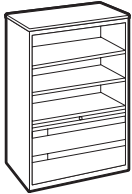


**Two Door Storage Cabinet - 27.125" H**

W x D x H					
9330P-2S1	30 x 18 x 27.12	55	12	\$661	
9336P2S1	36 x 18 x 27.12	63	14	\$692	
9342P-2S1	42 x 18 x 27.12	71	17	\$735	

One full width, **fixed**, non-slotted shelf. Lock and leveling glides standard. **Matches lateral file case dimensions.**  
**Full pull handle design.** Shipped assembled in 1 carton.  
 • All shelves were tested to hold up to 70 - 75 lbs. evenly distributed.

9300P - EXHIBIT CABINETS
--------------------------



**Exhibit Cabinet\***

9336P-5FX	36 x 18 x 65.25	165	26.98	\$2003	
-----------	-----------------	-----	-------	--------	--

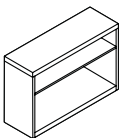
Open shelving with one fixed and two adjustable shelves and two lateral file drawers. Side-to-side hanging file bars included. Locking. **Full pull handle design.**

**Required specifications**  
 Paint finish

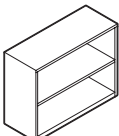
**Optional specifications**  
 Counterweight\*  
 Key alike/key #

B 1200 OPEN STORAGE CABINETS

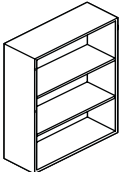
1200 - OPEN STORAGE CABINETS



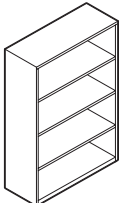
Open Storage Cabinet - 1½ high



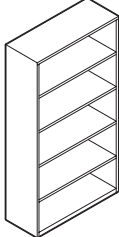
Open Storage Cabinet - 2 high



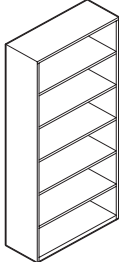
Open Storage Cabinet - 3 high



Open Storage Cabinet - 4 high



Open Storage Cabinet - 5 high



Open Storage Cabinet - 6 high

MODEL #	DIMENSIONS	WT/LB.	CUBIC FT.	LIST PRICE
W x D x H				
1230P1XSND	30 x 18 x 21.75	53	8.26	\$1062
1236P1XSND	36 x 18 x 21.75	60	9.84	\$1115
1242P1XSND	42 x 18 x 21.75	74	11.41	\$1153

Half height open shelf and 12” open shelf cabinet. 1 Adjustable shelf. Leveling glides included.

1230P2SWSND	30 x 18 x 27.75	54.25	10.4	\$1047
1236P2SWSND	36 x 18 x 27.75	58	12.38	\$1077
1242P2SWSND	42 x 18 x 27.75	81	14.36	\$1145

One adjustable shelf. Leveling glides included. *Worksurface supporting.*

1230P3SND	30 x 18 x 40.5	55	14.93	\$1273
1236P3SND	36 x 18 x 40.5	60	17.77	\$1345
1242P3SND	42 x 18 x 40.5	70	20.62	\$1459

Two adjustable shelves. Leveling glides included.

1230P50SND	30 x 18 x 50	90	18.31	\$1571
1236P50SND	36 x 18 x 50	110	21.79	\$1661
1230P4SND	30 x 18 x 53.75	90	19.64	\$1607
1236P4SND	36 x 18 x 53.75	110	23.38	\$1684
1242P4SND	42 x 18 x 53.75	122	27.12	\$1794

Three adjustable shelves. Leveling glides included.

1230P5SND	30 x 18 x 65.87	68	23.95	\$1832
1236P5SND	36 x 18 x 65.87	135	28.51	\$1909
1242P5SND	42 x 18 x 65.87	147	33.07	\$2020

Four adjustable shelves. Leveling glides included.

1230P6SND	30 x 18 x 77.87	108.6	28.22	\$2395
1236P6SND	36 x 18 x 77.87	138.2	33.59	\$2470
1242P6SND	42 x 18 x 77.87	152.4	38.96	\$2582

Five adjustable shelves. Leveling glides included.

<b>Required specifications</b>	<b>Shelf weight capacities</b>
Paint finish	30" wide - 62 lbs. per shelf
	36" wide - 74.5 lbs. per shelf
	42" wide - 87 lbs. per shelf

METAL SHELVING	MODEL #	DIMENSIONS	WT/LB.	CUBIC FT.	LIST PRICE
----------------	---------	------------	--------	-----------	------------



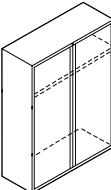
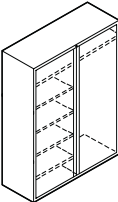
Metal Shelving

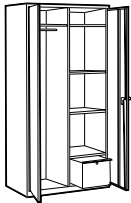
W x D x H					
BSS61272	36 x 12 x 72	52	2.45	\$608	
BSS61872	36 x 18 x 72	66	5.14	\$694	
BSS62472	36 x 24 x 72	80	4.84	\$779	

72"H industrial metal shelving unit with six shelves. Assembly required (standard screwdriver). Available in **Charcoal only**. Shelf weight capacity 300 lbs. evenly distributed.

**Required specifications**  
Paint finish

W 1200 / FILEWORKS WARDROBE CABINETS

1200 - WARDROBE CABINETS		MODEL #	DIMENSIONS	WT/LB.	CUBIC FT.	LIST PRICE
	Wardrobe Cabinet*		W x D x H			
		1230P5W	30 x 18 x 65.9	119	23.96	\$1571
30" wide has full width shelf, side-to-side coat rod and four hooks.						
	Wardrobe Cabinet*	1236P5W	36 x 18 x 65.9	128	28.52	\$1909
		1242P5W	42 x 18 x 65.9	135	33.09	\$2103
		36" and 42" wide have a center divider, hat shelf and front-to-back coat rod on right and four adjustable shelves on the left side.				

FILEWORKS - WARDROBE CABINETS		MODEL #	DIMENSIONS	WT/LB.	CUBIC FT.	LIST PRICE
	Two Compartment Wardrobe Cabinet	93SW-2072	36 x 20 x 72	178	34.3	\$1914
		One compartment has three adjustable shelves with one fixed storage shelf and a separate locking storage drawer. Other compartment has a 67" storage section for extra long coats. <b>Matches lateral file case dimensions. Doors open 165".</b> Shipped assembled in 1 carton.				

<b>Required specifications</b>	<b>Optional specifications</b>
Paint finish	Key alike/key # or eLock*

# textiles and finishes

## Care and Cleaning

### Textiles

**Fabrics:** To extend the life of your seating upholstered in fabric, regularly dust the chair to prevent airborne particles from penetrating the fabric surface.

For light soiling, use a damp cloth and blot the spot with very light pressure, taking care never to soak the fabric. Dry with a clean cloth by blotting - never rub fabric. More intense stains can be treated the same way, but with a mild detergent. Always test fabric first in an unseen area before using any cleaning method.

**Leather:** For regular cleaning, simply use a soft damp cloth, taking care not to soak the leather. For more thorough treatment, soak a soft cloth in a mild soap solution and wipe surface in a light circular motion. Repeat with clean water. Allow to dry and polish with a soft dry cloth. Do not use detergents, aerosol sprays or other polishes.

### Hard Surfaces

**Laminate & painted metal finishes:** Wipe the surface with a clean soft damp cloth; if needed, a mild soap solution (i.e. Ivory dishwashing liquid) can be used. To prevent streaks, dry the surface with a clean dry soft cloth moving in a circular motion.

---

### Textiles

- **Water-based cleaner (W):** Spot clean, using the foam only from a water-based cleaning agent, such as a mild detergent or non-solvent upholstery shampoo product. Apply foam with a soft brush in a circular motion. Vacuum when dry. Pretest small area before proceeding.
- **Solvent cleaner (S):** Spot clean, using a mild water-free solvent or dry cleaning product. Clean only in a well-ventilated room and avoid any product containing carbon tetrachloride or other toxic materials. Pretest a small area before proceeding.
- **Water/solvent cleaner (WS):** Spot clean with a mild solvent, an upholstery shampoo, or the foam from a mild detergent. When using a solvent or dry cleaning product, follow instructions carefully and clean only in a well-ventilated room. Avoid any product that contains carbon tetrachloride or other toxic materials. With either method, pretest a small area before proceeding.
- **Vacuum only (X):** Clean this fabric only by vacuuming or light brushing to prevent accumulation of dust and grime. Water-based foam cleaning agents of any kind may cause excessive shrinking, staining, or distortion of the surface pile and therefore, should not be used.
- **Crypton cleaning (C):** Generally stains are removed with plain water and powdered enzyme detergent. Upholstery foam shampoo, water-based cleaning products and germicidal detergents can be used. Be sure to remove all residue from cleaning products with clean water. Do not use solvent-based cleaners or dry cleaning products.
- These recommendations and codes were developed by fabric specialists. However, because of the various ways fabric can be stained or damaged, there is no guarantee that the results will be completely successful. Use suggested methods on your own responsibility. To help prevent overall soil, frequent vacuuming or light brushing to remove dust and grime is recommended. Use professional furniture cleaning service when overall soiled condition has been reached.

Carded Textiles

Grade 1	Bantam, Carrera, Dobby, Fusion, Hudson, Illusion, Jenny, Quilt, Terrace, Trak, Urban, Waterfall, Wavelength
Grade 2	Allante FRee, Arc, Aristo, Couture, Elevate, Etch, Imprint, Luxhide, Match, Release, Replay, Silhouette, Verve, Vitality
Grade 3	Bobby, Canter EPU, Grid, Guild, Nomad, Pure, Vital
Grade 4	Abbey, Align, Beeline EPU, California, Continuum, Fedora, Graph, Gridley, Manner, Merit, Messenger, Metric, Mode, Montana, Murmur, Optic, Rocket, Sierra GC, Ulster, Woolish
Grade 5	Beta, Cinema, Cosmopolitain, Cover Cloth, Cross Dye, Digi Tweed, Endurance EPU, Eon EPU, Groove EPU, Keynote, Lavish, Lens, Magnify, Mark, Otto, Percept, Pip, Solitaire, Stimuli, Whit EPU
Grade 6	Faux Felt, Flock, Isabella, Novaro (leather), Pause, Sherlock, Stroll
Grade 7	Affinity, Brisa, Brisa Distressed, Channel, Everywhere Texture, Hush, Kit, Linnen, Luster, Lyre, Moon Beam 2, Odyssey, Oath, Palatine 2, Pleat, Synergy, Ultraleather
Grade 8	Dapple, Flexagon, Katano, Rainwater, Reflector, Silica, Silica Etch, Silica Leather, Silicone Element, Ultraleather Pro, Ultraleather Reef Pro, Viewpoint
Grade 9	Birch Bark Plaid, Grid, Inkling, Itajime, Motif, Metal Strips, Silica Andy, Silica Stride
Grade 10	Net, Prescott Leather, Silica Cusp, Silica Hiatus, Spokes
Grade 11	Lena (leather), Lumi, Sierra (leather), Silica Deflect, Silica Reach, Subdivide
Grade 12	No standard Global textiles - provided for grading GPM (Global purchased material, customer specified) textiles
Grade 13	Sail (Designtex) pricing available on website (Build-It tool) or <a href="#">price list calculator</a>

Two Grade Combination Chart

FIRST TEXTILE SELECTED		1	2	3	4	5	6	7	8	9	10	11	12	13	14
SECOND TEXTILE SELECTED	1	1													
	2	2	2												
	3	3	3	3											
	4	3	4	4	4										
	5	4	4	5	5	5									
	6	5	5	5	6	6	6								
	7	5	6	6	6	7	7	7							
	8	6	6	7	7	7	8	8	8						
	9	7	7	7	8	8	8	9	9	9					
	10	8	8	8	8	9	9	9	10	10	10				
	11	9	9	9	9	9	10	10	10	11	11	11			
	12	10	10	10	10	10	10	11	11	11	12	12	12		
	13	11	11	11	11	11	11	12	12	12	12	13	13	13	
	14	11	12	12	12	12	12	12	13	13	13	13	14	14	14

- Combining two textile grades on Global seating will result in the revised grade shown above.
- Assumptions: Two or more chairs are being ordered, there are no textile pattern repeats larger than 15” and the textile is at least 54” wide.
  - A picture or sketch of where the two textiles are to be applied must be provided at time of order.
  - This chart cannot be used for combining more than two textiles, a special quotation will be required for combining three or more textiles.



## Tackboard Textiles

Anchorage Brinx Lola Global seating textiles (contact Customer Service for pricing)

## FINISHES

### Seating Finishes - Metal *For available leg frame finishes for each seating series, please see Seating price list page 378.*

Antique Copper (ACO)	Black (TBL)	Brushed Chrome (BCH)	Buzz Blue (TBZ)	Cactus (TCC)	Carrot (TCR)
Cloud (TIV)	Chrome (CHM)	Designer White (TDW)	Dijon (TDJ)	Eggplant (TEG)	Fog (TFO)
Frost (TFR)	Ink (TIN)	Kalua (TKA)	Latte (TLA)	Mocha (TMO)	Nevada (TNE)
Sand (TSN)	Satin Brass (SBR)	Scarlet (TSR)	Shadow (TSH)	Toast (TOA)	Tungsten (TTU)

### Seating Finishes - Plastic *(Bakhita\*, Duet, Popcorn, Sonic and Stream\*)*

Alloy (ALY)*	Buzz Blue (BZB)	Cactus (CCT)	Carrot (CRO)	Char (CHA)*	Cloud (IVC)
Dijon (DJN)	Eggplant (EGP)	Fog (FOG)	Frost (FRO)	Ink (INK)	Latte (LAB)
Milk (MLK)*	Night (BLK)	Sand (SND)	Scarlet (SAR)	Shadow (SHW)	

### Seating Finishes - Wood

*Seating finishes will not necessarily match Casegoods finishes; Seating and Casegoods finishes use different wood species and are manufactured at multiple locations.*

Absolute (AAM)	Black (BKM)	Cherry (ACM)	Charcoal Java (CJM)*	Empire Mahogany (EMM)*	English Oak (EOM)
Espresso Cafe (ECM)	Fruitwood (TFM)	Gray (HGM)	Harvest Oak (HOM)*	Honey (AHM)	Jet Onyx (JOM)*
Light Honey (LHM)*	Mahogany (TMM)	Maple (AVM)	Medium Walnut (MWM)	Natural Walnut (NLW)	Night (ASM)
Noce Biondo (NBM)	Noce Grigio (NGM)	Noce Leggero (NEM)	Noce Medio (NMM)	Sandy Beach (SBM)*	Shaker Cherry (SKM)
Silver Oak (SOM)*	Walnut (TWM)	WC Cream (WTM)	White (WHM)	Winter Cherry (WCM)	

\*Available on Calidon series only.

### Desks, Workstations, Tables and Accessories - Laminate

Absolute Acajou (ACJ)	Asian Night (ASN)	Avant Cherry (AWC)	Avant Honey (AWH)	Black (BLK)	Brushed Cobalt (BRC)
Clear Maple (CMB)	Dark Espresso (DES)	Designer White (DWT)	Fashionista (FAS)	First Class (FCL)	Noce Biondo (NBL)
Noce Grigio (NGL)	Noce Leggero (NEL)	Noce Medio (NML)	Quartered Mahogany (QTM)	Sheer Beauty (SBY)	Storm Grey (SOG)
Walnut Heights (WHE)	White Chocolate (WHC)	Winter Cherry (WCR)	Writable surface (WRW)*		

\*Available on Zook series only

### Solid Wood and Laminate Coordinating Colors

Solid Wood Colors	Laminate Colors
Absolute (AAM)	Absolute Acajou (ACJ)
Black (BKM)	Black (BLK)
Cherry (ACM)	Avant Cherry (AWC)
Espresso Cafe (ECM)	Dark Espresso (DES)
Fruitwood (TFM)	-
Gray (HGM)	-
Honey (AHM)	Avant Honey (AWH)
Mahogany (TMM)	Quartered Mahogany (QTM)
Maple (AVM)	Clear Maple (CMB)
Medium Walnut (MWM)	-
Night (ASM)	Asian Night (ASN)
Noce Biondo (NBM)	Noce Biondo (NBL)
Noce Grigio (NGM)	Noce Grigio (NGL)
Noce Leggero (NEM)	Noce Leggero (NEL)
Noce Medio (NMM)	Noce Medio (NML)
Walnut (TWM)	-
WC Cream (WTM)	White Chocolate (WHC)
White (WHM)	Designer White (DWT)
Winter Cherry (WCM)	Winter Cherry (WCR)

### Metal Leg Finishes *(check series for applicable finishes)*

Antique Copper (ACO)	Black (TBL)	Brushed Chrome (BCH)	Buzz Blue (TBZ)	Cactus (TCC)	Carrot (TCR)
Cloud (TIV)	Chrome (CHM)	Designer White (TDW)	Dijon (TDJ)	Eggplant (TEG)	Fog (TFO)
Frost (TFR)	Ink (TIN)	Kalua (TKA)	Latte (TLA)	Mocha (TMO)	Nevada (TNE)
Sand (TSN)	Satin Brass (SBR)	Scarlet (TSR)	Shadow (TSH)	Toast (TOA)	Tungsten (TTU)

### File Finishes - Standard

Black (BLK)	Bone (BNE)	Business Grey (BGR)	Charcoal (CHR)	Claret (CLT)	Desert Putty (DPT)
Designer White (DWT)	Fog (FOG)	Grey (GRY)	Ice (ICE)	Ivory (IVR)	Light Grey (LGR)
Metro (MET)	Moss (MOS)	Navy (NVY)	Nevada (NEV)	Oyster (OYS)	Sky (SKY)
Silver (SIL)	Stone (STN)	Storm Grey (SGR)	Tahiti Sand (TSA)	Taupe (TPE)	Tungsten (TUN)*
Willow (WIL)					<i>*10% upcharge applies</i>

### File Finishes - Textured

Black Coffee (BKC)	Blizzard (BZD)	Dark Chocolate (T19)	Mocha (MCH)	Stonedust (SDT)
--------------------	----------------	----------------------	-------------	-----------------



LAMINATE FINISH CHART

FINISH CODE	ACJ	ASN	AWC	AWH	BLK	BRC	CMB	DES	DWT	FAS	FCL	HGT	NBL	NGL	NEL	NML	QTM	SBY	SOG	WHE	WHC	WCR
LAMINATE DESKING																						
Adaptabilities	•	•	•	•	•	•	•	•	•	•	•	•	•	•	•	•	•	•	•	•	•	•
Genoa	•	•	•	•	•		•	•	•	•	•	•	•	•	•	•	•	•		•	•	•
Princeton	•	•	•	•			•	•	•	•	•	•	•	•	•	•		•		•	•	•
Zira	•	•	•	•	•	•	•	•	•	•	•	•	•	•	•	•	•	•	•	•	•	•
PANELS + COMPONENTS																						
Divide	•	•	•	•	•	•	•	•	•	•	•	•	•	•	•	•	•	•	•	•	•	•
TABLES - CAFÉ, MEETING & CONFERENCE																						
Alba	•	•	•	•	•	•	•	•	•			•	•	•	•	•	•		•	•	•	•
Boardroom	•	•	•	•	•	•	•	•	•	•	•	•	•	•	•	•	•	•	•	•	•	•
Swap	•	•	•	•	•	•	•	•	•	•	•	•	•	•	•	•	•	•	•	•	•	•
Zira boardroom	•	•	•	•	•	•	•	•	•	•	•	•	•	•	•	•	•	•	•	•	•	•
TABLES - TRAINING																						
Zgether	•	•	•	•	•	•	•	•	•	•	•	•	•	•	•	•	•	•	•	•	•	•
Bungee	•	•	•	•	•	•	•	•	•	•	•	•	•	•	•	•	•	•	•	•	•	•
ConnecTABLES	•	•	•	•	•	•	•	•	•	•	•	•	•	•	•	•	•	•	•	•	•	•
Junction	•	•	•	•	•	•	•	•	•	•	•	•	•	•	•	•	•	•	•	•	•	•
Zook	•	•	•	•	•	•	•	•	•	•	•	•	•	•	•	•	•	•	•	•	•	•
TABLES - RECPEPTION & OCCASIONAL																						
Citi	•	•	•	•	•	•	•	•	•	•	•	•	•	•	•	•	•	•	•	•	•	•
Occasional Tables	•	•	•	•	•	•	•	•	•	•	•	•	•	•	•	•	•	•	•	•	•	•
Sirena Tables	•	•	•	•			•	•	•	•	•	•	•	•	•	•		•		•	•	•
Wind Tables	•	•	•	•	•	•	•	•	•	•	•	•	•	•	•	•	•	•	•	•	•	•
Work Tables	•	•	•	•	•	•	•	•	•	•	•	•	•	•	•	•	•	•	•	•	•	•
PRODUCTIVITY SOLUTIONS																						
Height Adjustable Tables	•	•	•	•	•	•	•	•	•	•	•	•	•	•	•	•	•	•	•	•	•	•
FLING & STORAGE																						
Lateral File Tops	•	•	•	•	•	•	•	•	•	•	•	•	•	•	•	•	•	•	•	•	•	•

This illustrated list price book has been designed to facilitate fast reference and easy use. Products are categorized into "seating", "desks", "files", "panels" or "tables" and are listed numerically within their categories. The line drawings match actual photographs (where possible) to aid in instant recognition of the total range within a series.

Sales of Global Furniture Group ("Global") products are made only on Global's standard Terms and Conditions of sale which are contained in this list price book. The "Purchaser" in these Terms and Conditions shall refer to Dealers and those who originally purchase directly from Global for use or re-sale. These standard Terms and Conditions may be modified or supplemented only by a separately written document signed by Global's authorized personnel at its head office in Toronto, Ontario, Canada. Any term or condition contained in any purchase order or other form used by the Purchaser to order goods (including standard, printed language) which is different from, in addition to, or in any way inconsistent with Global's standard Terms and Conditions shall be of no force or effect whatsoever.

All illustrations, specifications and prices in this list price book are based on the latest product information available at time of publication. Global reserves the right to make changes at any time and without prior notice to prices, colors, materials, specifications and models offered.

## Description

Each product shown or described in this list price book is standard Global product. Available options are noted at the beginning of each series. Available options may require additional delivery time and cost, and may affect the warranty given. Sizes and weights shown are approximate and are subject to slight changes from time to time.

## Prices and Payment

The prices shown in this list price book as well as those quoted by Global, are in Canadian dollars for orders shipped to destinations in Canada.

If shipping date requested is more than 90 days from date of order, Global shall reserve the right to use published list prices effective at time of shipment.

Orders are invoiced at time of shipment. Terms of payment are net 30 days from date of invoice unless otherwise stated. The Purchaser agrees that Global shall reserve the right to enforce a charge amounting to 1.5% per month (18% per year) on invoices outstanding more than 30 days.

If the Purchaser's most recent annual net volume is less than \$5,000, Global may suggest payment be made in advance.

All orders are subject to the Purchaser complying with Global's prevailing credit policy.

Any products sold by Global shall remain the property of Global until fully paid.

Prices are suggested list prices only and are subject to change without notice. Global will, however, attempt to keep the Purchasers up-to-date on all developments including price changes.

## Taxes

All prices shown in this list price book are exclusive of sales, use, excise, HST and other applicable taxes and duties which may be the Purchaser's responsibility as per the invoice issued by Global. If the Purchaser claims an exemption from such taxes, it shall be the Purchaser's responsibility to furnish Global with an appropriate exemption certificate at time of order.

## Ordering Information

Global requires that all orders be submitted in writing and will be acknowledged on Global's acknowledgment forms governing the transaction.

The details appearing on this acknowledgment will describe the items to be shipped and the approximate shipping date. It is the Purchaser's responsibility to determine that the information in the acknowledgment is correct. In the event of an error, the Purchaser must notify their Global Customer Service representative immediately by telephone followed by written confirmation. Shipping dates are assigned to orders based on the items having the longest manufacturing lead time (unless instructed to partial ship).

At time of order, please provide the following information:

1. Account number (if possible)
2. PO number
3. "Bill to" and/or "Ship to" and name and address
4. Complete model number and selected options including textiles/finishes
5. Special instructions and tag information
6. Shipping instructions, please indicate:
  - a. pick up
  - b. Global trailer program
  - c. common carrier, provide name of carrier, your account number
7. Special quote (SQ) # or MTM # (if applicable)
8. Customer's Own Material (COM), Global Purchased Material (GPM), Customer's Own Leather (COL), see below.
9. For specials and custom quoted product, please indicate the custom quote # on your PO. If changes are made to the quote a new quote must be issued prior to submitting the order. It is the Purchaser's responsibility to determine that the information on the quote is correct. Global will not be responsible for wrong product due to errors in the quote.

The above points will be checked by Global for accuracy. Global will process orders using the codes provided by the Purchaser. Price discrepancy is the responsibility of the Purchaser. The Purchaser must notify Global prior to invoicing.

The Purchaser is responsible for providing correct information at time of order. If no option(s) are selected the system will default to standard feature(s). Orders with missing/incorrect information (finish, etc.) will be put on hold until all information is complete. Orders will be scheduled for manufacturing upon receipt of complete information.

## Changes and Cancellations

After the date of Global's acknowledgment of the Purchaser's order, the order may not be changed or canceled by the Purchaser without the written consent of Global. Orders for products upholstered in "special order textiles" (GPM) cannot be canceled once material has been purchased. Special order items, COM and textile-covered items already in production are not subject to change or cancellation under any circumstances. Textile-covered items are considered to be in production once the textile is scheduled for cutting. Other standard items already in production are subject to a minimum 35% cancellation charge.

## Errors and Omissions

All quotations, acknowledgments and invoices are subject to corrections for any errors and omissions.

## Casters

The list price book specifies the caster which comes standard with each chair model. Most chairs are equipped with C1 or C65 casters which are best used on carpeted surfaces. If it is intended to use the product on hard surfaces such as ceramics, concrete, linoleum or hardwood, it is recommended to use different casters. It is the responsibility of the customer to determine the standard caster for a particular product and whether such caster is appropriate for the given application. The Arm and Caster section illustrates the caster options offered by Global and their suggested uses.

## FINISHES

### Seating Finishes - Painted

Where painted frames are not a standard color, a special quote is required.

### Seating Finishes - Wood Stains

A one time setup fee of \$250 net will be applied per order for custom wood staining/color matching requests. This payment will be valid for 5 years from the date it is set up. After 5 years, the \$250 setup fee will apply again. Restrictions may apply. The customer must provide a 3" x 3" color chip/sample.

For application of customer's own wood stain, there will be an upcharge of 10% list price, per unit (in addition to the option upcharge, when applicable). For orders with custom stain unit quantities of 30 or more, the upcharge may be reduced or eliminated. A [Special Product Request](#) must be submitted for a quotation.

### File Finishes

There is no upcharge on any standard file finish. Any non-standard file finish must be approved by Global prior to acceptance of order and may be subject to an upcharge.

9100 Series, 9100 Plus Series, 9300 Series, 9300 Plus Series, 9700 Series, G Series Pedestals, and E Series Pedestals can be ordered in non-standard finishes with a 10% upcharge on orders up to and including 10 units. There is no upcharge on orders of 11 units or more.

Please note:

- You can only combine 9100 Series files and 9100 Plus Series files to meet the 11 unit minimum.
- You can only combine 9300 Series, 9300 Plus Series, and 9700 series to meet the 11 unit minimum.

An upcharge of 10% will apply to Metallic, Mica, Tungsten and any non-standard White finishes regardless of the number of units ordered.

### Wood Veneer Finishes

Because the distinctive characteristics and the nature of wood products cause variations, exact matches are not always possible. Global will not be held responsible if the finishes cannot be matched.

## Customer's Own Material (COM)

Use of COM must be approved by Global prior to acceptance of order. Please submit the Authorization Request Form. Photocopy and use this form as often as necessary. The customer must provide a 12" x 12" textile sample and advise how the textile is to be applied and quantity of textile being sent. **Textile yardage requirement will be advised by the factory, and additional yardage may be required if pattern requires matching.** Upon approval from Global, send textile to the COM Department at: 596 Supertest Road, Toronto ON, M3J 2M5. Send to the address provided on shipping document upon approval from Global. If COM is difficult to apply or if product is required to be modified, extra charges will apply. Global reserves the right to cancel an order at any time if COM is inadequate for any reason. COM must be shipped freight and duties paid if applicable to our factory. Such shipment must be fully identified with the Purchaser's order number, and the item for which the material is intended. Performance of COM when applied to product is the sole responsibility of the Purchaser. Global's standard product warranty shall not apply to COM.

COM price is the lowest published price/grade for the series. The published yardage requirement for COM orders is approximate and shown beside each item in the list price book. The yardage shown there is based on the textile requirements for cutting and sewing a single chair in a plain patterned textile. For textiles with a pattern repeat or for COM orders involving 10 or more chairs, please consult with Customer Service for recalculation of the yardage requirements as this may significantly change the textile requirement.

## Textile Grading

All products are priced according to their standard textile grade. Lower grade textiles may be available but at the same price as standard textile grade. See Textiles and Finishes section for graded textiles.

Combining two grades of textiles may result in a revised grade. Please refer to "Two Grades Combination Chart" in the Textiles and Finishes section. For more than two textiles a special quotation is required.

## Global Purchased Material, Customer Specified (GPM)

Global may purchase material specified by the customer. Use of GPM must be approved by Global prior to acceptance of order. If it is difficult to apply or if product is required to be modified, extra charges will apply. Global reserves the right to cancel an order at any time if GPM is inadequate for any reason. Performance of GPM when applied to product is the sole responsibility of the textile vendor. Global's standard warranty will not apply to GPM materials.

## Customer's Own Leather (COL)

Not all seating can be upholstered in leather. Please consult series notes for availability. COL price is the lowest published grade for the series (leather or fabric).

## Upholstery Coverings

Slight variations in color may occur between dye lots. Although Global attempts to minimize these variances, they do occur and must be accepted as normal and will not be considered defects.

## Leather is a Natural Product

Natural variations occur in the color, grain and texture of leather. As a result, a degree of variation should be expected. As leather is used it develops a patina. Its color changes slightly, it will get marked and it will stretch and pull, these are the hallmarks of genuine leather and are not considered defects.

## Yardage

Required yardage (yd) is based on unmatched materials with widths of 54" for seating, 63" for panels.

## Arms

A wide selection of arms are available for some series. See Arm Chart in the Seating list price book.

## Weight

In the Seating list price book, weight is provided for both unit weight and carton weight. In the Desking + Tables or Metal Filing + Storage list price books, carton weight is provided.

## Delays

Global's order acknowledgment will state a shipping date which is Global's best estimate at the time the order is acknowledged. However, Global shall not incur any obligation or liability to the Purchaser for failure to ship by specified date unless Global has agreed to an unequivocal shipping date in a separately signed written document executed by its authorized personnel at its head office. In addition, Global will not be liable for any loss or damage resulting from any delay or failure in shipment or other failure to perform all or any part of the agreement between the parties with respect to the goods shown on the face of the order acknowledgment where such delay, failure, loss or damage is the proximate result of any act of any governmental authority or political subdivision thereof, revolution, riot, civil disorder or disturbance, delay or default in transportation, strike disputes among or between labor unions or other labor disputes, delay or inability in obtaining materials and facilities, fire, flood, act of God or any cause not within the reasonable control of Global.

## Free on Board (FOB)

FOB point is Global's Factory, Toronto, Ontario, Canada.

## Courier Type Shipments

This symbol is used to indicate that the adjacent product can be sent by courier type shipments, such as Federal Express, Purolator, CanPar and UPS.

## Shipping

The Purchaser must select, at time of order, one of two methods of freight payment. Global will make no end-user shipments unless special arrangements have been made.

1. FOB point of shipment, freight collect - pick up and common carrier.
2. FOB point of shipment, freight prepaid and invoiced to the Purchaser - Global Trailer Program.

All deliveries are dock to dock.

## Service

Service requests are normally the responsibility of Global's authorized Dealers. Where this cannot be accomplished on a local level, service problems should be referred to Global's Customer Service Department.

Global/Express (Canada)  
Tel: (905) 660-5101 or 1-800-567-8901  
Fax: (905) 660-4759 or 1-800-375-5134

Global International  
Tel: (416) 661-3660  
Fax: (416) 661-661-0983 or 1-877-585-5579

## Returns

No returns of goods will be accepted without written consent and shipping instruction from Global. A minimum re-stocking charge of 35% is made on all authorized returns for credit or refund, provided goods are received by Global in the condition in which they left the factory. This may increase depending on the type of product. Global's Return Goods Authorization (RGA) numbers must appear prominently on all authorized returns. Global will not be responsible

for return freight costs. No credit will be given if goods cannot be reused as new. Special order items, non-stock items and COM products are in no event subject to return. All returns must be approved and authorized in writing by Global Customer Service. Global reserves the right to refuse delivery of any unauthorized returns.

## Claims

All goods are sold FOB plant or Global Distribution Center. Global is not responsible for damage which occurs in transit (or in storage). The carrier signs for all goods received in apparently good order. It is the Purchaser's responsibility to examine goods upon receipt and to file any claims with the carrier for losses or damage to the product occurring during transit, including concealed damage.

Any claims made against Global for apparent defects, errors or shortages must be made by the Purchaser, in writing, within 15 working days after any delivery. Failure by the Purchaser to make any claim against Global within 15 days shall constitute acceptance of the goods and a waiver of any apparent defects, errors or shortages.

## Suspension

In the event that the Purchaser defaults in the payment of any sum due to Global, or in the event the Purchaser's financial condition becomes unsatisfactory to Global, Global shall have the right to defer or discontinue shipment of any goods until such time as the default is cured or the Purchaser provides assurance of payment to Global.

## Copyright

All catalogs, photographs, drawings, list price books and other printed materials are protected by copyright. All rights reserved.

## Trademarks

All trademarks are owned by Global Furniture Group other than OBUSFORME™ which is owned by OBUSFORME LTD CO., a division of Homematics Inc., MOR-CARE which is owned by MORBERN INC, Perma-Mesh which is the property of J.B. Research Inc. SCHUKRA™ which is owned by SCHUKRA MANUFACTURING INC. OBUSFORME® and the distinctive backrest design are registered trademarks of OBUSFORME LTD CO.

## Designs and Patents

Many of the products produced by Global are protected by design registrations, design patents and/or patents. Design and specifications are subject to change, discontinuance or additions without notice.

For a full listing of issued trademarks, please visit [globalfurnituregroup.com](http://globalfurnituregroup.com).

## Cubic Measure

The stated volume is an approximate cubic foot measure that may be used to calculate freight costs. The figure shown is the total shipping volume of a unit (e.g. if a part is sent in 2 cartons the volume indicated reflects both cartons together) and is subject to change without notice. It is most economical to purchase the specified number per carton.

## Combined Shipments

Global will make every effort to combine shipments and orders on written request. However, Global cannot be held responsible where such requests are not complied with.

Offer of Sale

Possession of this list price book or any other literature shall not imply the company's willingness to sell to the holder and shall not be construed as a direct offer of sale.

*If a conflict arises between: (i) prices found in software support packages furnished to the customer by Global or by any other source on behalf of Global; and (ii) Global's current pricing found on Global's website, then the most current shall prevail.*

Testing Qualifications

Many Global products pass or exceed the most stringent industry testing standards.

Disclaimer

Metric dimensions are provided for seating products for reference only. In the event that there is a discrepancy between imperial measurements and metric measurements, imperial measurements shall prevail. Prices shown are current manufacturer's suggested list prices at time of printing. Updated pricing is available on Global's website. All applicable taxes are extra. Descriptions, specifications and prices are subject to change without notice. Errors and omissions are subject to correction.

Fire Codes

Flame resistant components are most often requested to be tested to comply with California Technical Bulletin 11, often referred to as CAL117. The foam used in Global chairs meets the requirements of California TB117 and all of the upholstery fabrics Global offers meet this requirement. There are other fire codes that are not commonly specified. Global Upholstery Ltd. can usually provide test results for any North American code. Please contact Customer Service.

This list price book is effective as of January 1, 2023.

For periodic updates, please check the PDF at [globalfurnituregroup.com](http://globalfurnituregroup.com). After login, select Resources then Price Lists. From here you will have the option to select either the Seating, Desking + Tables or Metal Filing + Storage price list books. Global warrants that all commercial products are free from defects in material and workmanship, for the life of the product, to the original Purchaser.

WARNING - SEATING PRODUCTS  
TO PREVENT PRODUCT FAILURE AND POSSIBLE INJURY:

Ensure that the appropriate selection is made for the intended use of the chair including user's weight. Some chairs are not recommended for users above a certain weight. Frequently inspect the chair for visible cracks and tighten all screws, bolts and adjustable knobs. If the chair is damaged or unstable, immediately remove it from service.

Any information or suggestions concerning applications, specifications or compliances with codes and standards is provided solely for your convenient reference and without any representation as to accuracy or suitability. Global disclaims any legal responsibility. The user must verify and test the suitability of any information or products for his specific application. Global reserves the right to change the Terms and Conditions in the list price book without notice.

Instructions

- Please indicate the number of lock cores required per number and provide total count
- Include line item "KEYLIST" on your order
- Submit completed form with order to Global Furniture Group

Applicable on all **1200 Series Personal Storage Lockers** (401-550)

Order#: \_\_\_\_\_ Date: \_\_\_\_\_

PO#: \_\_\_\_\_ Internal Truck#: \_\_\_\_\_

KEY#	SETS REQUIRED	KEY#	SETS REQUIRED	KEY#	SETS REQUIRED	KEY#	SETS REQUIRED	KEY#	SETS REQUIRED
401		431		461		491		521	
402		432		462		492		522	
403		433		463		493		523	
404		434		464		494		524	
405		435		465		495		525	
406		436		466		496		526	
407		437		467		497		527	
408		438		468		498		528	
409		439		469		499		529	
410		440		470		500		530	
411		441		471		501		531	
412		442		472		502		532	
413		443		473		503		533	
414		444		474		504		534	
415		445		475		505		535	
416		446		476		506		536	
417		447		477		507		537	
418		448		478		508		538	
419		449		479		509		539	
420		450		480		510		540	
421		451		481		511		541	
422		452		482		512		542	
423		453		483		513		543	
424		454		484		514		544	
425		455		485		515		545	
426		456		486		516		546	
427		457		487		517		547	
428		458		488		518		548	
429		459		489		519		549	
430		460		490		520		550	
401-430 =		431-460 =		461-490 =		491-520 =		521-550 =	
								TOTAL	

Global warrants that all commercial products are free from defects in material and workmanship, for the life of the product, to the original Purchaser.

Global will repair or replace, at Global's option, as the sole remedy for any defect covered by the warranty. The warranty applies to products manufactured after March 22, 2016.

Global makes no warranty that any of its products are suitable for any particular purpose and makes no other warranties, express or implied, other than those set out here. As codes and standards vary from one jurisdiction to another, references to compliance are solely for convenience and without any representation as to accuracy or suitability. Users must verify the suitability of such information or product for their specific application. In no event shall Global be liable in either tort or contract for any loss or direct, special, incidental, consequential, or exemplary damages.

Files, Desks, Modular Furniture, Tables, Panels & Accessories

Global warrants all components of metal storage and filing, laminate and wood veneer desks, laminate and wood veneer tables, metal leg components and panels for the lifetime of the product to the original Purchaser.

The warranty applies to single shift, standard commercial usage, defined as a standard eight (8) hour day, forty (40) hour week. Load restrictions apply, refer to individual product descriptions.

Exceptions to the warranty for files/desks/tables and panels are as follows:

- Electrical devices, panel and tackboard textiles, adjustable keyboard mechanisms, non-electrical table mechanisms, monitor arms, lecterns, coat trees and task lights - five (5) years
- Laminate folding tables - one (1) year
- Motorized electrical components - two (2) years
- Keyless lock options - two (2) years

Files, Desks, Modular Furniture, Tables, Panels & Accessories Warranty Summary

Product Type	Components Warranty For Original Purchaser	Exceptions
Metal storage and filing	lifetime	keyless lock options - 2 years
Laminate/wood veneer desks and modular furniture	lifetime	tackboard textiles, electrical devices, task lights - 5 years
Boardroom, conference and training tables	lifetime	electrical devices - 5 years moving parts - 5 years
Panels	lifetime	panel textiles, electrical devices, task lights - 5 years
Coat racks and lecterns	5 years	none
Folding tables (laminate & molded)	1 year	none
Height adjustable tables	5 years	motorized parts (on electrical tables) - 2 years

Global's warranty does not apply (for any product category) to the following:

- Nominal or normal amount of wear and tear that can occur over time
- Failures which result from negligence, abuse, accident or misuse
- Failure to apply, install or maintain products according to Global's written instructions and warnings
- Modifications, attachments or repair methods not approved by Global
- Damage caused by a carrier in transit, or delivery/installation contractors
- The matching of colors, grains or textures (wood, leather, etc.) of natural materials
- Products exposed to extreme hot or cold temperatures or excessively dry or humid environments
- Color fastness or the matching of color of textiles, dye lots of textile can vary
- Damage by markings or staining; damage by sharp objects or imprinting from instruments
- Damage to textiles or laminate and wood surfaces/edges from exposure to sunlight (including UV rays)
- Products not purchased directly from authorized Global resellers
- Products used for rental purposes
- Purchased parts are warranted for one (1) year
- Failure to follow specific cleaning and disinfecting instructions posted on [globalfurnituregroup.com](http://globalfurnituregroup.com)

Global's warranty does not cover the costs of transportation or labor. Repair or replacement will be at Global's discretion.

Textiles and Finishes

Global textiles and finishes are updated periodically to meet the demand and trends of the market. As a result, some textiles and finishes may be discontinued by Global or the manufacturer. In the event that a textile or finish is discontinued, Global will make every reasonable effort to provide an alternative product(s) of comparable function.

# INDEX

11HK	38	26-502-LI	33	1224P66TFFR	58	1242P66M2SFFF	61	GMP19BBF	25	LL1266S12RN	45
12FB30	13	26-551	30	1224P66TOFFL	59	1242P66M3SFF	61	GMP19BF	24	LL1266S14L4	46
12FB36	13	26-551-LI	31	1224P66TOFFR	59	9330-2F1H	17	GMP19FF	25	LL1266S14LN	46
12FB42	13	26-552	32	1224P66TSOBBFL	58	9330-2R1H	18	GMP23BBF	25	LL1266S14R4	46
12P18BBF	22	26-552-LI	33	1224P66TSOBBFR	58	9330-3F1H	17	GMP23BF	24	LL1266S14RN	46
12P18BBFM	23	28	34	1224P66TSOFFL	59	9330-3R1H	18	GMP23FF	25	LL1540D11L4	42
12P18BF	22	28-201	34	1224P66TSOFFR	59	9330-4F1H	17	GMP29BBF	25	LL1540D11LN	42
12P18BFM	22	28-201-LI	35	1230FNSS	62	9330-4R1H	18	GMP29BF	24	LL1540D11R4	42
12P18FF	22	28-202	36	1230FSS	62	9330-5F1H	18	GMP29FF	25	LL1540D11RN	42
12P18FFM	23	28-202-LI	37	1230P1X	12	9330-5R1H	18	GWP19BBF	24	LL1540S11L4	42
12P19BBF	22	28-251	34	1230P1XSND	66	9330P2F1H	19	GWP19BF	24	LL1540S11LN	42
12P19BBFM	23	28-251-LI	35	1230P2	12	9330P2R1H	20	GWP19FF	24	LL1540S11R4	42
12P19BF	22	28-252	36	1230P2SWS	61	9330P-2S1	65	GWP23BBF	24	LL1540S11RN	42
12P19BFM	22	28-252-LI	37	1230P2SWSND	66	9330P3F1H	19	GWP23BF	24	LL1553D11L4	43
12P19BFMLC	23	28-301	34	1230P3	12	9330P3R1H	20	GWP23FF	24	LL1553D11LN	43
12P19BFMLKC	23	28-301-LI	35	1230P3S	61	9330P4F1H	19	GWP29BBF	24	LL1553D11R4	43
12P19CSBFMLC	23	28-302	36	1230P3SND	66	9330P4R1H	20	GWP29BF	24	LL1553D11RN	43
12P19CSBFMLKC	23	28-302-LI	37	1230P4	12	9330P5F1H	19	GWP29FF	24	LL1553S11L4	43
12P19FF	22	28-351-LI	35	1230P4S	62	9330P5R1H	20	GWPS19BBF	24	LL1553S11LN	43
12P19FFM	23	28-352	36	1230P4SND	66	9336-2F1H	17	GWPS19FF	24	LL1553S11R4	43
12P23BBF	22	28-352-LI	37	1230P5	12	9336-2R1H	18	GWPS24BBF	24	LL1553S11RN	43
12P23BBFM	23	28-401	34	1230P5S	62	9336-2S1	63	GWPS24FF	24	LL1566D11L4	44
12P23BF	22	28-401-LI	35	1230P5SND	66	9336-3F1H	17	GWPS30BBF	24	LL1566D11LN	44
12P23BFM	22	28-402	36	1230P5W	68	9336-3R1H	18	GWPS30FF	24	LL1566D11R4	44
12P23BFMLC	23	28-402-LI	37	1230P6	13	9336-4F1H	17	H		LL1566D11RN	44
12P23BFMLKC	23	28-451	34	1230P6S	62	9336-4R1H	18	HFB30	14, 21	LL1566S11L4	44
12P23CSBFMLC	23	28-451-LI	35	1230P6SND	66	9336-5F1H	18	HFB36	14, 21	LL1566S11LN	44
12P23CSBFMLKC	23	28-452	36	1230P50M2SFF	61	9336-5MSL	64	HFB42	14, 21	LL1566S11R4	44
12P23FF	22	28-452-LI	37	1230P50SND	66	9336-5R1H	18	HHDFB	13	LL1566S11RN	44
12P23FFM	23	28-501	34	1230P54M2SFF	61	9336-FWS	64	L		LL1840D11L4	42
12P24BBF	22	28-501-LI	35	1230P66M2SFFF	61	9336P2F1H	19	LAB30	13	LL1840D11LN	42
12P24BBFM	23	28-502	36	1230P66M3SFF	61	9336P2R1H	20	LAB36	13	LL1840D11R4	42
12P24BF	22	28-502-LI	37	1230PDPL	22	9336P2S1	65	LAB42	13	LL1840D11RN	42
12P24BFM	22	28-551	34	1230PDDR	22	9336P3F1H	19	LKMGRKEY	57	LL1840S11L4	42
12P24FF	22	28-551-LI	35	1236FNSS	62	9336P3R1H	20	LKPRGKEY	57	LL1840S11LN	42
12P24FFM	23	28-552	36	1236FSS	62	9336P4F1H	19	LKUSRKEY	57	LL1840S11R4	42
12P29BBF	22	28-552-LI	37	1236P1X	12	9336P4R1H	20	LL1227S11L4	42	LL1840S11RN	42
12P29BBFM	23	28HK	38	1236P1XSND	66	9336P5F1H	19	LL1227S11LN	42	LL1853D11L4	43
12P29BF	22	93CG-FWS	64	1236P2	12	9336P-5FX	65	LL1227S11R4	42	LL1853D11LN	43
12P29BFM	22	93CG-S42L	63	1236P2SWS	61	9336P5R1H	20	LL1227S11RN	42	LL1853D11R4	43
12P29BFMLC	23	93CG-S72L	64	1236P2SWSND	66	9336PS42L	64	LL1227S12L4	44	LL1853D11RN	43
12P29BFMLKC	23	93PT2B2FL	60	1236P3	12	9336PST2L	64	LL1227S12LN	44	LL1853S11L4	43
12P29CSBFMLC	23	93PT2B2FR	60	1236P3S	61	9336-S42L	63	LL1227S12R4	44	LL1853S11LN	43
12P29CSBFMLKC	23	93PT-2BFL	60	1236P3SND	66	9336-S72L	63	LL1227S12RN	44	LL1853S11R4	43
12P29FF	22	93PT-2BFR	60	1236P4	12	9342-2F1H	17	LL1240D11L4	42	LL1853S11RN	43
12P29FFM	23	93PT-2FL	60	1236P4S	62	9342-2R1H	18	LL1240D11LN	42	LL1853S11L4	46
12P30BBF	22	93PT-2FR	60	1236P4SND	66	9342-3F1H	17	LL1240D11LR	42	LL1853S11LN	46
12P30BBFM	23	93PT-3FL	60	1236P5	12	9342-3R1H	18	LL1240D11RN	42	LL1853S14R4	46
12P30BF	22	93PT-3FR	60	1236P5S	62	9342-4F1H	17	LL1240S11L4	42	LL1853S14RN	46
12P30BFM	22	93SW-2072	68	1236P5SND	66	9342-4R1H	18	LL1240S11LN	42	LL1866D11L4	44
12P30FF	22	1105	16	1236P5W	68	9342-5F1H	18	LL1240S11R4	42	LL1866D11LN	44
14HK	38	1110	16	1236P6	13	9342-5R1H	18	LL1240S11RN	42	LL1866D11R4	44
26-201	30	1224P42TBBFL	58	1236P6S	62	9342P2F1H	19	LL1253D11L4	43	LL1866D11RN	44
26-201-LI	31	1224P42TBBFR	58	1236P6SND	66	9342P2R1H	20	LL1253D11LN	43	LL1866D12L4	45
26-202	32	1224P42TFFL	58	1236P50M2SFF	61	9342P-2S1	65	LL1253D11R4	43	LL1866D12LN	45
26-202-LI	33	1224P42TFFR	58	1236P50SND	66	9342P3F1H	19	LL1253D11RN	43	LL1866D12R4	45
26-251	30	1224P50TBBFL	58	1236P54M2SFF	61	9342P3R1H	20	LL1253S11L4	43	LL1866D12RN	45
26-251-LI	31	1224P50TBBFR	58	1236P66M2SFFF	61	9342P4F1H	19	LL1253S11LN	43	LL1866S11L4	44
26-252	32	1224P50TFFL	58	1236P66M3SFF	61	9342P4R1H	20	LL1253S11R4	43	LL1866S11LN	44
26-252-LI	33	1224P50TFFR	58	1242FNSS	62	9342P5F1H	19	LL1253S11RN	43	LL1866S11R4	44
26-301	30	1224P50TOFFL	59	1242FSS	62	9342P5R1H	20	LL1253S13L4	45	LL1866S11RN	44
26-301-LI	31	1224P50TOFFR	59	1242P1X	12	B		LL1253S13LN	45	LL1866S12L4	45
26-302	32	1224P50TSOBBFL	58	1242P1XSND	66	BSS61272	67	LL1253S13R4	45	LL1866S12LN	45
26-302-LI	33	1224P50TSOBBFR	58	1242P2	12	BSS61872	67	LL1253S13RN	45	LL1866S12R4	45
26-351	30	1224P50TSOFFL	59	1242P2SWS	61	BSS62472	67	LL1266D11L4	44	LL1866S12RN	45
26-351-LI	31	1224P50TSOFFR	59	1242P2SWSND	66	C		LL1266D11LN	44	LL1866S13L4	46
26-352	32	1224P54TBBFL	58	1242P3	12	CWB28	38	LL1266D11R4	44	LL1866S13LN	46
26-352-LI	33	1224P54TBBFR	58	1242P3SND	66	E		LL1266D11RN	44	LL1866S13R4	46
26-401	30	1224P54TFFL	58	1242P4	12	EDPS	14, 21	LL1266D12L4	45	LL1866S13RN	46
26-401-LI	31	1224P54TFFR	58	1242P4SND	66	EK28	38	LL1266D12LN	45	LL2427S22L4	47
26-402	32	1224P54TOFFL	59	1242P5	12	EK91	14, 20	LL1266D12R4	45	LL2427S22LN	47
26-402-LI	33	1224P54TOFFR	59	1242P5S	62	ETFB30	13	LL1266D12RN	45	LL2427S22R4	47
26-451	30	1224P54TSOBBFL	58	1242P5SND	66	ETFB36	13	LL1266S11L4	44	LL2427S22RN	47
26-451-LI	31	1224P54TSOBBFR	58	1242P5W	68	ETFB42	13	LL1266S11LN	44	LL2440D21L4	47
26-452	32	1224P54TSOFFL	59	1242P6	13	EXHHPD	13	LL1266S11R4	44	LL2440D21LN	47
26-452-LI	33	1224P54TSOFFR	59	1242P6S	62	F		LL1266S11RN	44	LL2440D21R4	47
26-501	30	1224P66TBBFL	58	1242P6SND	66	FBB	14, 21	LL1266S12L4	45	LL2440D21RN	47
26-501-LI	31	1224P66TBBFR	58	1242P50M2SFF	61	G		LL1266S12LN	45	LL2440D22L4	48
26-502	32	1224P66TFFL	58	1242P54M2SFF	61	GMCP23BFH	25	LL1266S12R4	45	LL2440D22LN	48



LL2440D22R4.....	48	LL3653S32LN.....	52	LM1266D11L4.....	44	LM1866S11RN.....	44	LM3640S31R4.....	50	LMST3618.....	56
LL2440D22RN.....	48	LL3653S32R4.....	52	LM1266D11LN.....	44	LM1866S12L4.....	45	LM3640S31RN.....	50	LMST3624.....	56
LL2440S21L4.....	47	LL3653S32RN.....	52	LM1266D11R4.....	44	LM1866S12LN.....	45	LM3640S32L4.....	52	M.....	M
LL2440S21LN.....	47	LL3653S33L4.....	53	LM1266D11RN.....	44	LM1866S12R4.....	45	LM3640S32LN.....	52	MS-3624.....	62
LL2440S21R4.....	47	LL3653S33LN.....	53	LM1266D12L4.....	45	LM1866S12RN.....	45	LM3640S32R4.....	52	MST-18.....	63
LL2440S21RN.....	47	LL3653S33R4.....	53	LM1266D12LN.....	45	LM1866S13L4.....	46	LM3640S32RN.....	52	P.....	P
LL2440S22L4.....	48	LL3653S33RN.....	53	LM1266D12R4.....	45	LM1866S13LN.....	46	LM3653D31L4.....	51	PD.....	14, 21
LL2440S22LN.....	48	LL3666D31L4.....	51	LM1266D12RN.....	45	LM1866S13N4.....	55	LM3653D31LN.....	51	T.....	T
LL2440S22R4.....	48	LL3666D31LN.....	51	LM1266S11L4.....	44	LM1866S13NN.....	55	LM3653D31R4.....	51	T1830.....	15
LL2440S22RN.....	48	LL3666D31R4.....	51	LM1266S11LN.....	44	LM1866S13R4.....	46	LM3653D31RN.....	51	T1836.....	15
LL2453S23L4.....	49	LL3666D31RN.....	51	LM1266S11R4.....	44	LM1866S13RN.....	46	LM3653D32L4.....	52	T1842.....	15
LL2453S23LN.....	49	LL3666D32L4.....	53	LM1266S11RN.....	44	LM2427S22L4.....	47	LM3653D32LN.....	52	T1860.....	15
LL2453S23R4.....	49	LL3666D32LN.....	53	LM1266S12L4.....	45	LM2427S22LN.....	47	LM3653D32R4.....	52	T1872.....	15
LL2453S23RN.....	49	LL3666D32R4.....	53	LM1266S12LN.....	45	LM2427S22N4.....	55	LM3653D32RN.....	52	T1884.....	15
LL2466D22L4.....	48	LL3666D32RN.....	53	LM1266S12R4.....	45	LM2427S22NN.....	55	LM3653D33L4.....	53	T1890.....	15
LL2466D22LN.....	48	LL3666D33L4.....	54	LM1266S12RN.....	45	LM2427S22R4.....	47	LM3653D33LN.....	53	T18108.....	15
LL2466D22R4.....	48	LL3666D33LN.....	54	LM1266S14L4.....	46	LM2427S22RN.....	47	LM3653D33R4.....	53	T18120.....	15
LL2466D22RN.....	48	LL3666D33R4.....	54	LM1266S14LN.....	46	LM2440D21L4.....	47	LM3653D33RN.....	53	W.....	W
LL2466S22L4.....	48	LL3666D33RN.....	54	LM1266S14N4.....	55	LM2440D21LN.....	47	LM3653S24L4.....	49	WFL50.....	57
LL2466S22LN.....	48	LL3666S22L4.....	48	LM1266S14NN.....	55	LM2440D21R4.....	47	LM3653S24LN.....	49	WFL100.....	57
LL2466S22R4.....	48	LL3666S22LN.....	48	LM1266S14R4.....	46	LM2440D21RN.....	47	LM3653S24R4.....	49	WFL150.....	57
LL2466S22RN.....	48	LL3666S22R4.....	48	LM1266S14RN.....	46	LM2440D22L4.....	48	LM3653S24RN.....	49	WFL200.....	57
LL2466S24L4.....	50	LL3666S22RN.....	48	LM1540D11L4.....	42	LM2440D22LN.....	48	LM3653S31L4.....	51	WFL250.....	57
LL2466S24LN.....	50	LL3666S23L4.....	49	LM1540D11LN.....	42	LM2440D22R4.....	48	LM3653S31LN.....	51		
LL2466S24R4.....	50	LL3666S23LN.....	49	LM1540D11R4.....	42	LM2440D22RN.....	48	LM3653S31R4.....	51		
LL2466S24RN.....	50	LL3666S23R4.....	49	LM1540D11RN.....	42	LM2440S21L4.....	47	LM3653S31RN.....	51		
LL3040D21L4.....	47	LL3666S23RN.....	49	LM1540S11L4.....	42	LM2440S21LN.....	47	LM3653S32L4.....	52		
LL3040D21LN.....	47	LL3666S31L4.....	51	LM1540S11LN.....	42	LM2440S21R4.....	47	LM3653S32LN.....	52		
LL3040D21R4.....	47	LL3666S31LN.....	51	LM1540S11R4.....	42	LM2440S21RN.....	47	LM3653S32R4.....	52		
LL3040D21RN.....	47	LL3666S31R4.....	51	LM1540S11RN.....	42	LM2440S22L4.....	48	LM3653S32RN.....	52		
LL3040D22L4.....	48	LL3666S31RN.....	51	LM1553D11L4.....	43	LM2440S22LN.....	48	LM3653S33L4.....	53		
LL3040D22LN.....	48	LL3666S32L4.....	53	LM1553D11LN.....	43	LM2440S22R4.....	48	LM3653S33LN.....	53		
LL3040D22R4.....	48	LL3666S32LN.....	53	LM1553D11R4.....	43	LM2440S22RN.....	48	LM3653S33R4.....	53		
LL3040D22RN.....	48	LL3666S32R4.....	53	LM1553D11RN.....	43	LM2453S23L4.....	49	LM3653S33RN.....	53		
LL3040S21L4.....	47	LL3666S32RN.....	53	LM1553S11L4.....	43	LM2453S23LN.....	49	LM3666D31L4.....	51		
LL3040S21LN.....	47	LL3666S33L4.....	54	LM1553S11LN.....	43	LM2453S23N4.....	55	LM3666D31LN.....	51		
LL3040S21R4.....	47	LL3666S33LN.....	54	LM1553S11R4.....	43	LM2453S23NN.....	55	LM3666D31R4.....	51		
LL3040S21RN.....	47	LL3666S33R4.....	54	LM1553S11RN.....	43	LM2453S23R4.....	49	LM3666D31RN.....	51		
LL3040S22L4.....	48	LL3666S33RN.....	54	LM1566D11L4.....	44	LM2453S23RN.....	49	LM3666D32L4.....	53		
LL3040S22LN.....	48	LLERP1827.....	56	LM1566D11LN.....	44	LM2466D22L4.....	48	LM3666D32LN.....	53		
LL3040S22R4.....	48	LLERP1840.....	56	LM1566D11R4.....	44	LM2466D22LN.....	48	LM3666D32R4.....	53		
LL3040S22RN.....	48	LLERP1853.....	56	LM1566D11RN.....	44	LM2466D22R4.....	48	LM3666D32RN.....	53		
LL3640D31L4.....	50	LLERP1866.....	56	LM1566S11L4.....	44	LM2466D22RN.....	48	LM3666D33L4.....	54		
LL3640D31LN.....	50	LLERP2427.....	56	LM1566S11LN.....	44	LM2466S22L4.....	48	LM3666D33LN.....	54		
LL3640D31R4.....	50	LLERP2440.....	56	LM1566S11R4.....	44	LM2466S22LN.....	48	LM3666D33R4.....	54		
LL3640D31RN.....	50	LLERP2453.....	56	LM1566S11RN.....	44	LM2466S22R4.....	48	LM3666D33RN.....	54		
LL3640D32L4.....	52	LLERP2466.....	56	LM1840D11L4.....	42	LM2466S22RN.....	48	LM3666S22L4.....	48		
LL3640D32LN.....	52	LM1227S11L4.....	42	LM1840D11LN.....	42	LM2466S24L4.....	50	LM3666S22LN.....	48		
LL3640D32R4.....	52	LM1227S11LN.....	42	LM1840D11R4.....	42	LM2466S24LN.....	50	LM3666S22R4.....	48		
LL3640D32RN.....	52	LM1227S11R4.....	42	LM1840D11RN.....	42	LM2466S24N4.....	55	LM3666S22RN.....	48		
LL3640S31L4.....	50	LM1227S11RN.....	42	LM1840S11L4.....	42	LM2466S24NN.....	55	LM3666S23L4.....	49		
LL3640S31LN.....	50	LM1227S12L4.....	44	LM1840S11LN.....	42	LM2466S24R4.....	50	LM3666S23LN.....	49		
LL3640S31R4.....	50	LM1227S12LN.....	44	LM1840S11R4.....	42	LM2466S24RN.....	50	LM3666S23R4.....	49		
LL3640S31RN.....	50	LM1227S12N4.....	55	LM1840S11RN.....	42	LM3040D21L4.....	47	LM3666S23RN.....	49		
LL3640S32L4.....	52	LM1227S12NN.....	55	LM1853D11L4.....	43	LM3040D21LN.....	47	LM3666S31L4.....	51		
LL3640S32LN.....	52	LM1227S12R4.....	44	LM1853D11LN.....	43	LM3040D21R4.....	47	LM3666S31LN.....	51		
LL3640S32R4.....	52	LM1227S12RN.....	44	LM1853D11R4.....	43	LM3040D21RN.....	47	LM3666S31R4.....	51		
LL3640S32RN.....	52	LM1240D11L4.....	42	LM1853D11RN.....	43	LM3040D22L4.....	48	LM3666S31RN.....	51		
LL3653D31L4.....	51	LM1240D11LN.....	42	LM1853S11L4.....	43	LM3040D22LN.....	48	LM3666S32L4.....	53		
LL3653D31LN.....	51	LM1240D11R4.....	42	LM1853S11LN.....	43	LM3040D22R4.....	48	LM3666S32LN.....	53		
LL3653D31R4.....	51	LM1240D11RN.....	42	LM1853S11R4.....	43	LM3040D22RN.....	48	LM3666S32R4.....	53		
LL3653D31RN.....	51	LM1240S11L4.....	42	LM1853S11RN.....	43	LM3040S21L4.....	47	LM3666S32RN.....	53		
LL3653D32L4.....	52	LM1240S11LN.....	42	LM1853S14L4.....	46	LM3040S21LN.....	47	LM3666S33L4.....	54		
LL3653D32LN.....	52	LM1240S11R4.....	42	LM1853S14LN.....	46	LM3040S21R4.....	47	LM3666S33LN.....	54		
LL3653D32R4.....	52	LM1240S11RN.....	42	LM1853S14N4.....	55	LM3040S21RN.....	47	LM3666S33R4.....	54		
LL3653D32RN.....	52	LM1253D11L4.....	43	LM1853S14NN.....	55	LM3040S22L4.....	48	LM3666S33RN.....	54		
LL3653D33L4.....	53	LM1253D11LN.....	43	LM1853S14R4.....	46	LM3040S22LN.....	48	LMB30.....	14		
LL3653D33LN.....	53	LM1253D11R4.....	43	LM1853S14RN.....	46	LM3040S22R4.....	48	LMB36.....	14		
LL3653D33R4.....	53	LM1253D11RN.....	43	LM1866D11L4.....	44	LM3040S22RN.....	48	LMB42.....	14		
LL3653D33RN.....	53	LM1253S11L4.....	43	LM1866D11LN.....	44	LM3640D31L4.....	50	LMST1218.....	56		
LL3653S24L4.....	49	LM1253S11LN.....	43	LM1866D11R4.....	44	LM3640D31LN.....	50	LMST1224.....	56		
LL3653S24LN.....	49	LM1253S11R4.....	43	LM1866D11RN.....	44	LM3640D31R4.....	50	LMST1518.....	56		
LL3653S24R4.....	49	LM1253S11RN.....	43	LM1866D12L4.....	45	LM3640D31RN.....	50	LMST1524.....	56		
LL3653S24RN.....	49	LM1253S13L4.....	45	LM1866D12LN.....	45	LM3640D32L4.....	52	LMST1818.....	56		
LL3653S31L4.....	51	LM1253S13LN.....	45	LM1866D12R4.....	45	LM3640D32LN.....	52	LMST1824.....	56		
LL3653S31LN.....	51	LM1253S13N4.....	55	LM1866D12RN.....	45	LM3640D32R4.....	52	LMST2418.....	56		
LL3653S31R4.....	51	LM1253S13NN.....	55	LM1866S11L4.....	44	LM3640D32RN.....	52	LMST2424.....	56		
LL3653S31RN.....	51	LM1253S13R4.....	45	LM1866S11LN.....	44	LM3640S31L4.....	50	LMST3018.....	56		
LL3653S32L4.....	52	LM1253S13RN.....	45	LM1866S11R4.....	44	LM3640S31LN.....	50	LMST3024.....	56		



---

## Global offices in Canada

### Head Office

560 Supertest Road  
Toronto, Ontario  
M3J 2M6  
T (416) 650-6500

### Toronto Sales Office

1350 Flint Road  
Toronto, Ontario  
M3J 2J7  
T (416) 661-3660

---

## Showrooms

### Calgary

237 8 Avenue SE, Suite 302  
Calgary, Alberta  
T2G 5C3  
T (403) 250-7770

### The Blueprint Montreal

1010 Sainte-Catherine Street W, Mezz 2  
Montreal, Quebec  
H3B 1E7  
T (514) 866-4331

### Ottawa

251 Laurier Avenue West, Suite 400  
Ottawa, Ontario  
K1P 5J6  
T (613) 234-2881  
*Please call ahead to book an appointment.*

### Edmonton

10158 103 Street NW, Suite 201  
Edmonton, Alberta  
T5J 0X6  
T (780) 444-8922

### Toronto

1350 Flint Road  
Toronto, Ontario  
M3J 2J7  
T (416) 661-3660

### Vancouver

675 West Hastings Street, Suite 1000  
Vancouver, British Columbia  
V6B 1N2  
T (604) 432-1701

### Halifax

1061 Marginal Road, Suite 120  
Halifax, Nova Scotia  
B3H 4P7  
T (902) 422-7434

### The Blueprint Toronto

(MetroCentre)  
200 Wellington Street West, Suite 1602  
Toronto, Ontario  
M5V 3C7

### Winnipeg

111 Lombard Avenue, Suite 220  
Winnipeg, Manitoba  
R3B 0T4  
T (204) 925-3350



globalfurnituregroup.com