

productivity solutions



Productivity Solutions 452





Productivity Solutions by Global is a comprehensive series of ergonomically sound products, naturally connecting people with technology to enhance comfort and productivity. Designed to fit you and your technology and fully integrate with Global products to create complete office solutions that meet the needs of today's diverse workplaces.

Designed with human capabilities and comfort in mind, Productivity Solutions by Global provide a good fit for today's workers and meet or exceed ergonomics standards, guidelines and ANSI/BIFMA standards for performance, durability and safety.

FIT = move + match + support



Monitor arm



Power/data module



Lift-N-lock keyboard mechanism



Manual height adjustable desk

Features and Benefits

- Electric height adjustable table with 18.51" height range.
- Manual height adjustable table has counterbalanced spring mechanism.
- Five keyboard support mechanisms.
- Four keyboard trays.
- New monitor arm options.
- Wire management and power/data options.
- For environmental certifications, please visit globalfurnituregroup.com.

MANUAL HEIGHT ADJUSTABLE TABLES

- Manually operated height adjustable tables with counterbalanced spring mechanism.
- Exceptional ergonomic alternative to traditional desking.
- Sit-stand design promotes increased circulation, improving performance and comfort.
- Can be used alone or in conjunction with Global desking products.
- Tops and bases sold separately.

Please note: Global desk tops are 1" or 1.5" thick.

TOP FINISHES

ACJ Absolute Acajou	FCL First Class
ASN Asian Night	NBL Noce Biondo
AWC Avant Cherry	NGL Noce Grigio
AWH Avant Honey	NEL Noce Leggero
BLK Black	NML Noce Medio
BZD Blizzard	QTM Quartered Mahogany
BRC Brushed Cobalt	SBY Sheer Beauty
CMB Clear Maple	SDT Stonedust
CGY Custom Grey	SOG Storm Grey
DES Dark Espresso	WHE Walnut Heights
DWT Designer White	WHC White Chocolate
FAS Fashionista	WCR Winter Cherry

CONSTRUCTION

- 1" thick tops constructed of 45 lb. density particle board with high performance thermally fused laminate and Global's preferred matching edging.

DIMENSIONS

- When designing workstations, leave 1" clearance on either side to prevent finger pinch.

EDGE

- 2mm edge in matching color.

BASE

- Heavy duty steel formed legs with radius detail are available in Black only.
- Easy to reach tension control supports loads up to 100 lbs.
- Environmentally friendly, recyclable epoxy powder coating provides a durable finish. Black only.
- Black plastic leveling glides offer 0.5" adjustability.

MECHANISM

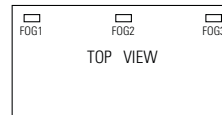
- Counterbalanced height adjustable base supports weights up to 100 lbs.
- Height range from floor to underside of modesty shroud is 17" when surface height is 26".
- 7 year warranty.

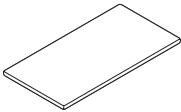
SHIPPING

- Easy to assemble with Phillips or Robertson screwdriver.

GROMMETS

- Additional grommets available in standard worksurface locations (left, center or right).
- Order as: **FOG1, FOG2 or FOG3. Add \$91.**
- Grommet hole dimensions are 3.25" wide x 1.875" deep.



MANUAL HEIGHT ADJUSTABLE TABLES	MODEL #	DIMENSIONS	WT/LB.	CUBIC FT.	LIST PRICE	HP ADD	
 <p>Rectangular Table</p>	W x D x H						
	Tops						
	HTM2446T	46 x 24 x 1	32	1.5	\$210	\$68	
	HTM2458T	58 x 24 x 1	40	2	\$238	\$110	
	HTM3046T	46 x 30 x 1	40	2	\$238	\$99	
HTM3058T	58 x 30 x 1	50	2.5	\$294	\$131		
Base							
KEZLIFT	35.93 x 24 x 25.53	88	5.4	\$1708	N/A		
Tops (HTMXXXXT) sold separately from base (KEZLIFT). Paddle activated height adjustable base. Height adjustable from 26" to 46". Keyboard tray and mechanism not necessary. Easy to assemble.							
KEZLCSTR	2 x 2 x 2.5	3	0.17	\$20	N/A		
Pack of four locking casters. Interchangeable on site with levelers on KEZLIFT base. Suitable for hard floors.							

Required specifications

Finish

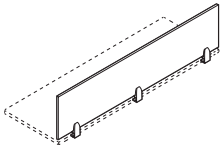
Optional specifications

HP laminate (tops)
Grommet

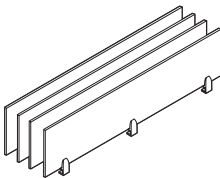
PET FELT PRIVACY SCREEN AND MODESTY PANELS

- PET Felt privacy screens and modesty panels add seated privacy to open plan deskings or tables.
- 9mm thick PET Felt offered in 9 finishes: Black (**BLK**), Brick (**BRI**), Denim (**DEN**), Harvest (**HVT**), Graphite (**GPH**), Mist (**MTS**), Pewter (**PWT**), Shamrock (**SHR**) and White (**WHT**).
- Made from 100% PET (polyester) fiber with a high content of post-recycled material (50%), free of added chemicals, binders and adhesives.
- Lightweight material is tackable, impact and tear resistant, bacteria resistant, moisture resistant, and installation friendly.
- Variation in fiber mix and color are inherent to the character of the product.
- Requires a free clear edge of 1.5"D x length of privacy screen or modesty panel for mounting.
- Privacy screen upmount brackets adapt to 1" thick TFL or 1¹/₁₆" thick HPL tops and do not mar the top surface.

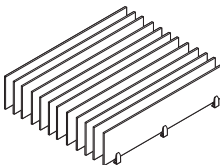
PET FELT PRIVACY SCREEN



PET Felt Privacy Screen - 1pk.



PET Felt Privacy Screen - 4pk.



PET Felt Privacy Screen - 12pk.

MODEL #	DIMENSIONS	WT/LB.	CUBIC FT.	LIST PRICE
---------	------------	--------	-----------	------------

W x D x H

PT9PP3013-1	30 x 0.36 x 12.5	2.1	0.6	\$184
PT9PP3613-1	36 x 0.36 x 12.5	2.4	0.7	\$195
PT9PP4213-1	42 x 0.36 x 12.5	2.6	0.8	\$261
PT9PP4813-1	48 x 0.36 x 12.5	3.3	0.9	\$272
PT9PP5413-1	54 x 0.36 x 12.5	3.6	1	\$340
PT9PP6013-1	60 x 0.36 x 12.5	3.8	1.1	\$350
PT9PP6613-1	66 x 0.36 x 12.5	4.5	1.3	\$416
PT9PP7213-1	72 x 0.36 x 12.5	4.8	1.4	\$426
PT9PP7813-1	78 x 0.36 x 12.5	5	1.5	\$437

PET Felt Privacy Screen available in nine finishes, please specify finish. 2, 3 or 4 clamps are included depending on width. Clamps available in satin anodized finish only.

- Up to 42" w - 2 clamps per
- 48"-60" w - 3 clamps per
- 66"-78" w - 4 clamps per

PT9PP3013-4	30 x 0.36 x 12.5	7.6	0.6	\$701
PT9PP3613-4	36 x 0.36 x 12.5	8.6	0.7	\$741
PT9PP4213-4	42 x 0.36 x 12.5	9.5	0.8	\$1001
PT9PP4813-4	48 x 0.36 x 12.5	11.9	1	\$1041
PT9PP5413-4	54 x 0.36 x 12.5	12.8	1.1	\$1305
PT9PP6013-4	60 x 0.36 x 12.5	13.8	1.2	\$1340
PT9PP6613-4	66 x 0.36 x 12.5	16.2	1.3	\$1600
PT9PP7213-4	72 x 0.36 x 12.5	17.1	1.4	\$1636
PT9PP7813-4	78 x 0.36 x 12.5	18	1.5	\$1669

Pack of four PET Felt Privacy Screens available in nine finishes, please specify finish. 2, 3 or 4 clamps are included depending on width. Clamps available in satin anodized finish only.

- Up to 42" w - 2 clamps per
- 48"-60" w - 3 clamps per
- 66"-78" w - 4 clamps per

PT9PP3013-12	30 x 0.36 x 12.5	21.6	1.9	\$2060
PT9PP3613-12	36 x 0.36 x 12.5	24.3	2.3	\$2171
PT9PP4213-12	42 x 0.36 x 12.5	26.9	2.6	\$2945
PT9PP4813-12	48 x 0.36 x 12.5	33.8	3	\$3052
PT9PP5413-12	54 x 0.36 x 12.5	36.4	3.4	\$3837
PT9PP6013-12	60 x 0.36 x 12.5	39	3.7	\$3933
PT9PP6613-12	66 x 0.36 x 12.5	45.9	4.2	\$4706
PT9PP7213-12	72 x 0.36 x 12.5	48.5	4.5	\$4801
PT9PP7813-12	78 x 0.36 x 12.5	51.1	4.9	\$4897

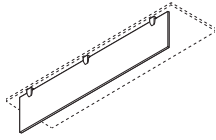
Pack of twelve PET Felt Privacy Screens available in nine finishes, please specify finish. 2, 3 or 4 clamps are included depending on width. Clamps available in satin anodized finish only.

- Up to 42" w - 2 clamps per
- 48"-60" w - 3 clamps per
- 66"-78" w - 4 clamps per

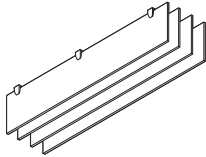
Required specifications

Finish

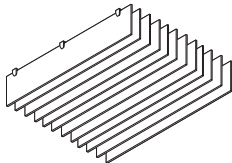
PET FELT MODESTY PANEL



PET Felt Modesty Panel - 1 pk.



PET Felt Modesty Panel - 4 pk.



PET Felt Modesty Panel - 12 pk.

MODEL # DIMENSIONS WT/LB. CUBIC FT. LIST PRICE

	W x D x H			
PT9MP3013-1	30 x 0.36 x 12.5	2.1	0.6	\$160
PT9MP3613-1	36 x 0.36 x 12.5	2.4	0.7	\$172
PT9MP4213-1	42 x 0.36 x 12.5	2.6	0.8	\$227
PT9MP4813-1	48 x 0.36 x 12.5	3.3	0.9	\$238
PT9MP5413-1	54 x 0.36 x 12.5	3.6	1.03	\$305
PT9MP6013-1	60 x 0.36 x 12.5	3.8	1.1	\$315
PT9MP6613-1	66 x 0.36 x 12.5	4.5	1.3	\$371
PT9MP7213-1	72 x 0.36 x 12.5	4.8	1.4	\$381
PT9MP7813-1	78 x 0.36 x 12.5	5	1.5	\$390

PET Felt Modesty Panel available in nine finishes, please specify finish. 2, 3 or 4 clamps are included depending on width. Clamps available in satin anodized finish only. **Specify a nominal size 6" shorter than worksurface size.**

- Up to 42"w - 2 clamps per
- 48"-60"w - 3 clamps per
- 66"-78"w - 4 clamps per

PT9MP3013-4	30 x 0.36 x 12.5	7.6	0.6	\$611
PT9MP3613-4	36 x 0.36 x 12.5	8.6	0.7	\$651
PT9MP4213-4	42 x 0.36 x 12.5	9.5	0.8	\$866
PT9MP4813-4	48 x 0.36 x 12.5	11.9	1	\$906
PT9MP5413-4	54 x 0.36 x 12.5	12.8	1.1	\$1169
PT9MP6013-4	60 x 0.36 x 12.5	13.8	1.2	\$1205
PT9MP6613-4	66 x 0.36 x 12.5	16.2	1.3	\$1420
PT9MP7213-4	72 x 0.36 x 12.5	17.1	1.4	\$1455
PT9MP7813-4	78 x 0.36 x 12.5	18	1.5	\$1490

Pack of four PET Felt Modesty Panels available in nine finishes, please specify finish. 2, 3 or 4 clamps are included depending on width. Clamps available in satin anodized finish only. **Specify a nominal size 6" shorter than worksurface size.**

- Up to 42"w - 2 clamps per
- 48"-60"w - 3 clamps per
- 66"-78"w - 4 clamps per

PT9MP3013-12	30 x 0.36 x 12.5	21.6	1.9	\$1790
PT9MP3613-12	36 x 0.36 x 12.5	24.3	2.3	\$1902
PT9MP4213-12	42 x 0.36 x 12.5	26.9	2.6	\$2538
PT9MP4813-12	48 x 0.36 x 12.5	33.8	3	\$2646
PT9MP5413-12	54 x 0.36 x 12.5	36.4	3.4	\$3432
PT9MP6013-12	60 x 0.36 x 12.5	39	3.7	\$3527
PT9MP6613-12	66 x 0.36 x 12.5	45.9	4.2	\$4164
PT9MP7213-12	72 x 0.36 x 12.5	48.5	4.5	\$4260
PT9MP7813-12	78 x 0.36 x 12.5	51.1	4.9	\$4356

Pack of twelve PET Felt Modesty Panels available in nine finishes, please specify finish. 2, 3 or 4 clamps are included depending on width. Clamps available in satin anodized finish only. **Specify a nominal size 6" shorter than worksurface size.**

- Up to 42"w - 2 clamps per
- 48"-60"w - 3 clamps per
- 66"-78"w - 4 clamps per

Required specifications

Finish

MONITOR ARMS

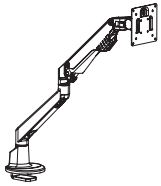
- Free up valuable space on surfaces.
- Attach to any standard 1" to 1.5" thick surface with flush edge by a desk clamp or through a grommet. Mounting hardware included.
- Clamps on worksurfaces 0.5" to 2.625" thick.
- For use in grommets up to 3.5" wide.
- Built-in cable management.
- Quick connect option is standard with hole patterns to meet Video Electronics Standards Association (VESA) standards (75mm x 75mm or 100mm x 100mm).
- Monitor arm components are 100% recycled aluminum die cast material, providing stability and durability.
- Available finishes: Silver (**SIL**) standard (except where noted otherwise).

MONITOR ARMS

MODEL # DIMENSIONS WT/LB. CUBIC FT. LIST PRICE

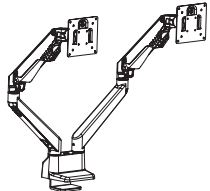
W x D x H

PSMA1 - x 5.5 x 21 6.6 0.4 **\$418**



G7 Single Monitor Arm

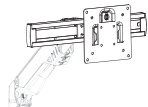
For use with a monitor weighing 4.4 to 19.8 lbs. Adjustable counterbalance provides free floating fingertip control. Maximum of 20.5" extension from rear of desk to back of monitor, folds to 4.5". Monitor can rotate for portrait or landscape viewing with -90° to 45° tilt adjustment. 180° lockout function. Maximum monitor width of 34". Some assembly required. Tungsten finish only. Also accommodates mini slide arm PSMS.



G7 Double Monitor Arm

PSMA2 - x 5.5 x 21 12.8 1 **\$734**

For use with monitors weighing 4.4 to 19.8 lbs. Adjustable counterbalance provides free floating fingertip control. Maximum of 20.5" extension from rear of desk to back of monitor, folds to 4.5". Monitor can rotate for portrait or landscape viewing with -90° to 45° tilt adjustment. 180° lockout function. Maximum monitor width of 34" (per arm). Some assembly required. Tungsten finish only. Also accommodates mini slide arm PSMS.

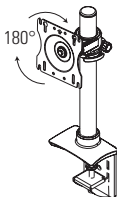


G7 Mini Slide Monitor Arm

PSMS 11 x 6 x 4.5 3.3 0.3 **\$145**

The mini slide is for use with PSMA1 and PSMA2 monitor arms only. Provides 9" of lateral adjustment for the monitor and allows for better positioning of monitors when used side by side. Some assembly required. Tungsten finish only.

- If for PSMA1, order one (1)
- If for PSMA2, order two (2)



Single Screen Pole Position

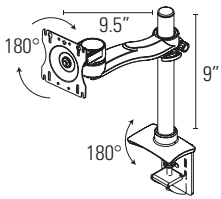
MON1SPP - x - x 13 5.8 1.2 **\$263**

No extension arms. Supports a 20 lb. load capacity. No maximum monitor width. Minor assembly required.

Required specifications

Finish

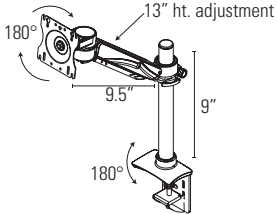
MONITOR ARMS	MODEL #	DIMENSIONS	WT/LB.	CUBIC FT.	LIST PRICE
--------------	---------	------------	--------	-----------	------------



Single Screen Single Extension Arm

W x D x H					
MON1SSE	- x - x 13	6.2	1.2	\$352	

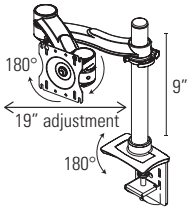
9.5" horizontal reach from center of pole to front of monitor mounting plate. Displays are able to tilt 180°, swing 180° side-to-side and rotate from landscape to portrait. Supports a 20 lb. load capacity. No maximum monitor width. Minor assembly required.



Single Screen Single Extension Arm with Height Adjustment

MON1SSEH	- x - x 6.8	7.2	1.1	\$454	
----------	-------------	-----	-----	--------------	--

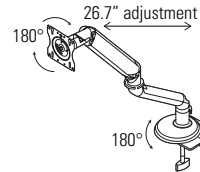
Counterbalanced arm provides an additional 13" of height adjustment. Easy to use Allen wrench allows user to adjust the counterbalance mechanism for easy movement of the monitor. 9.5" horizontal reach from center of pole to front of monitor mounting plate. Displays are able to tilt 180°, swing 180° side-to-side and rotate from landscape to portrait. Supports a 20 lb. load capacity. No maximum monitor width. Minor assembly required.



Single Screen Double Extension Arm

MON1SDE	- x - 13-24	7.5	1.2	\$442	
---------	-------------	-----	-----	--------------	--

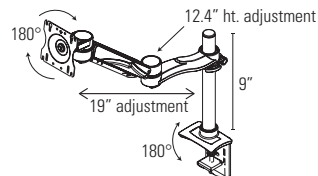
Double extension allows 19" of horizontal back and forth movement. Arm folds back to post for more desk space. Displays are able to tilt 180°, swing 180° side-to-side and rotate from landscape to portrait. Supports a 20 lb. load capacity. No maximum monitor width. Minor assembly required.



Single Screen Double Extension Arm - Light Duty

M775OLD	5.5 x 4.5-22.7 x 24.4	7.5	1.12	\$512	
---------	-----------------------	-----	------	--------------	--

For use with monitors weighing 5 to 20 lbs. Adjustable counterbalance provides free floating fingertip control. Maximum of 26.7" extension from rear of desk to back of monitor; folds to 4.5". Monitor can rotate 180° for portrait or landscape viewing with -90° to 45° tilt adjustment. Integral monitor weight adjustment gauge. Aluminum die cast construction. VESA plate edge clamp and grommet mount included. Silver finish. Some assembly required.
 • Also available in **Black finish** #M7750LDB or **White finish** #M7750LDW.



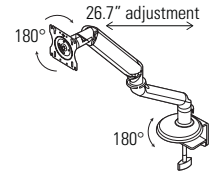
Single Screen Double Extension Arm with Height Adjustment

MON1SDEH	29.3 x 9.5 x 12.5	8.2	1.1	\$533	
----------	-------------------	-----	-----	--------------	--

Counterbalanced arm provides an additional 12.4" of height adjustment. Double extension allows 19" of horizontal back and forth movement. Easy to use Allen wrench allows user to adjust the counterbalance mechanism for easy movement of the monitor. Displays are able to tilt 180°, swing 180° side-to-side and rotate from landscape to portrait. Cable manager comes on extension arm and hides all cables. Supports a 20 lb. load capacity. No maximum monitor width. Minor assembly required.

Required specifications
 Finish _____

MONITOR ARMS	MODEL #	DIMENSIONS	WT/LB.	CUBIC FT.	LIST PRICE
--------------	---------	------------	--------	-----------	------------

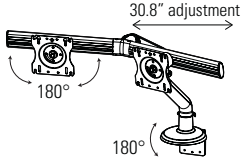


Single Screen Double Extension Arm - Medium Duty

	W x D x H				
M7755MD	5.5 x 4.5-22.7 x 24.4	7.5	1.12		\$548

For use with monitors weighing 10 to 30 lbs. Adjustable counterbalance provides free floating fingertip control. Maximum of 26.7" extension from rear of desk to back of monitor; folds to 4.5". Monitor can rotate 180° for portrait or landscape viewing with -90° to 45° tilt adjustment. Integral monitor weight adjustment gauge. Aluminum die cast construction. VESA plate edge clamp and grommet mount included. Silver finish. Some assembly required.

- Also available in **Black finish** #M7755MDB or **White finish** #M7755MDW.

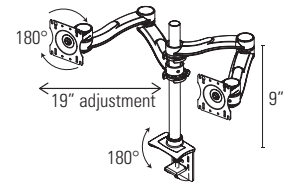


Dual Screen Double Extension Arm

M7760DSS	26 x 8.4-30.75 x 24.4	7.5	1.3		\$707
----------	-----------------------	-----	-----	--	--------------

For use with monitors weighing 6 to 28 lbs. total and maximum width of 24" diagonal. Adjustable counterbalance provides free floating fingertip control. Maximum of 30.8" extension from rear of desk to back of monitor; folds to 8.4". Monitor can rotate 180° for portrait or landscape viewing with -90° to 45° tilt adjustment. Integral monitor weight adjustment gauge. Aluminum die cast construction. VESA plate edge clamp and grommet mount included. Silver finish. Some assembly required.

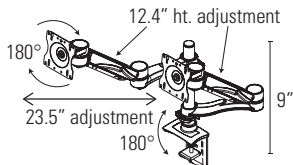
- Also available in **Black finish** #M7760DSB or **White finish** #M7760DSW.



Dual Screen Double Extension Arms

MON2SDE	- x - x 12.5	10.7	1.2		\$782
---------	--------------	------	-----	--	--------------

For dual monitor applications. 32" maximum monitor width. Supports a 20 lb. load capacity per screen. Double extension arms reach out up to 19". Top of mounting pole is 12.5"H from worksurface. Easy to use Allen wrench allows user to adjust the counterbalance mechanism for easy movement of the monitor. Displays are able to tilt 180°, swing 180° side-to-side and rotate from landscape to portrait. Minor assembly required.



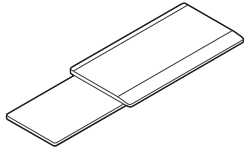
Dual Screen Double Extension Arms with Height Adjustment

MON2SDEH	- x - x 12.5	12.25	1.2		\$971
----------	--------------	-------	-----	--	--------------

For dual monitor applications. 35" maximum monitor width. Supports a 20 lb. load capacity per screen. Counterbalanced arms provide an additional 12.4" of height adjustment. Double extension arms reach out up to 23.5". Easy to use Allen wrench allows user to adjust the counterbalance mechanism for easy movement of the monitor. Both arms can be set at the same height. Displays are able to tilt 180°, swing 180° side-to-side and rotate from landscape to portrait. Cable manager comes on extension arm and hides all cables. Minor assembly required.

Required specifications
Finish

KEYBOARD TRAYS **MODEL #** **DIMENSIONS** **WT/LB.** **CUBIC FT.** **LIST PRICE**

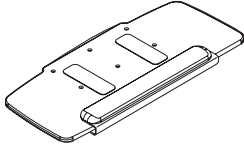


Tray with Sliding Mouse Support

	W x D x H			
KT01	21.3 x 10.5 x 2	7	0.4	\$204

Mouse surface slides below support for left or right mouse positioning. Keyboard surface is 21"W x 11"D. Mouse surface extends 9" beyond the side of the tray. Compatible with all Global keyboard mechanisms. ABS plastic tray and sliding mouse tray.

- Specify mechanism separately, see pages 460-461.

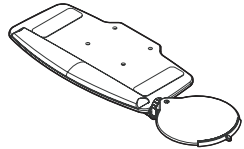


27" HDPE Tray

KT27M02	27.5 x 11.5 x 0.38	6	0.4	\$263
---------	--------------------	---	-----	--------------

Allows mouse to be easily positioned at the same height as, and to the left or right of the keyboard. Palm rest is easily removable. Includes anti-slip strips. High density polyethylene (HDPE) surface material. Self-skinned urethane (SSU) palm rest. Compatible with all Global keyboard mechanisms.

- Specify mechanism separately, see pages 460-461.



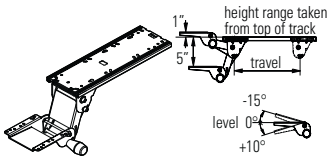
Tray with Height Adjustable Mouse Support - Black

KTMT03	23 x 11.5 x 2.8	5.8	0.6	\$284
--------	-----------------	-----	-----	--------------

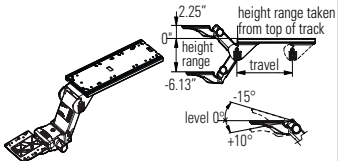
Low profile tray with highly adjustable mouse support that allows the user to position the mouse surface according to their needs and preferences. Mouse support features include: height adjustment, swivel and tilt. User can easily mount on left or right side of keyboard tray, easily swivel and adjust the height position to maintain neutral postures, and independently adjust the mouse surface tilt so mouse stays on the support when the keyboard tray is tilted. Compatible with all Global keyboard mechanisms. Palm rest is easily removable. Includes mouse fence with cable manager and anti-slip strips. Keyboard tray is 23"W x 11.5"D and mouse support is 11" in diameter. Tray support material a compact phenolic panel, mouse tray in ABS plastic. Plug-in gel-feel foam palm rest.

- Specify mechanism separately, see pages 460-461.

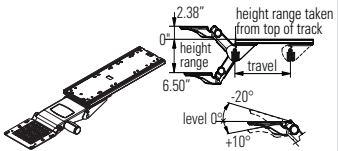
KEYBOARD TRAYS / MECHANISMS



Soft Touch Keyboard Support Mechanism



Lift-N-Lock Keyboard Support Mechanism



Slim Fit Keyboard Support Mechanism

MODEL #	DIMENSIONS			WT/LB.	CUBIC FT.	LIST PRICE
	W x D x H					
KSM01-21	9 x 23.8 x 4.3			9.2	0.7	\$203
KSM01-18	7.4 x 19.7 x 3.6			7.6	0.6	\$203
KSM01-12	5 x 13.1 x 2.4			5.1	0.4	\$203

Soft touch knob for simultaneous height and tilt adjustment. Spring-assist mechanism. Positive tilt lockout available by special order with extended lead time. Compatible with all Global keyboard mechanisms.

- Good for single users who do not adjust their keyboard often.
- KSM01-21 requires 21.75" of depth clearance under the surface for installation.
- KSM01-18 requires 18" of depth clearance under the surface for installation.
- KSM01-12 requires 12" of depth clearance under the surface for installation.
- *Specify keyboard tray separately, see page 459.*

KSM02-21	9 x 23.8 x 9.7			9.7	0.7	\$266
KSM02-18	7.4 x 19.7 x 8.2			8	0.6	\$266
KSM02-12	5 x 13.1 x 5.4			5.4	0.4	\$266

Knobless height adjustment and independent tilt adjustment. Locks automatically into position with release of tray. Positive tilt lockout available by special order with extended lead time. Compatible with all Global keyboard mechanisms. Good for single users who frequently change positions and for multiple users. Swivels 360°.

- KSM02-21 requires 21.75" of depth clearance under the surface for installation.
- KSM02-18 requires 18" of depth clearance under the surface for installation.
- KSM02-12 requires 12" of depth clearance under the surface for installation.
- *Specify keyboard tray separately, see page 459.*

Black

KSFK-21	7.5 x 23.8 x 4.75			5.4	0.6	\$266
KSFK-18	7.5 x 19.7 x 4.75			5.4	0.5	\$266
KSFK-12	7.5 x 13.1 x 4.75			5.4	0.5	\$266

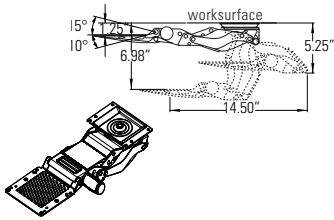
Warm White

KSFK-21-W	7.5 x 23.8 x 4.75			5.4	0.7	\$274
-----------	-------------------	--	--	-----	-----	--------------

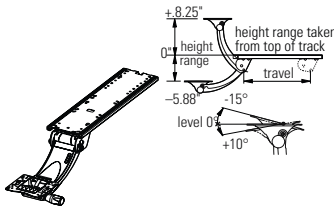
Super slim profile accommodates leg clearance requirements of more users. Knobless height adjustment and independent tilt adjustment. Positive tilt lockout available by special order with extended lead time. Height and depth indicators together in dashboard. Compatible with all Global keyboard mechanisms. Good for single users who frequently change positions and for multiple users. Swivels 360°.

- KSFK-21 requires 21.75" of depth clearance under the surface for installation.
- KSFK-18 requires 18" of depth clearance under the surface for installation.
- KSFK-12 requires 12" of depth clearance under the surface for installation.
- *Specify keyboard tray separately, see page 459.*

KEYBOARD MECHANISMS **MODEL #** **DIMENSIONS** **WT/LB.** **CUBIC FT.** **LIST PRICE**



Trackless Keyboard Support Mechanism



Lift-N-Lock Sit-Stand Mechanism

	W x D x H				
Black					
KSTRKLS-B	7.5 x 14.5 x 5.25	5.4	0.3	\$325	
Warm White					
KSTRKLS-W	7.5 x 14.5 x 5.25	5.4	0.3	\$325	

Super slim profile trackless keyboard mechanism designed to fit worksurfaces such as height adjustable tables and benching systems, where space is limited and conventional track mounted keyboard mechanisms will not fit. Knobless height adjustment and independent tilt adjustment. Positive tilt lockout available by special order with extended lead time. Compatible with all Global keyboard trays.

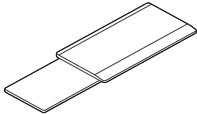
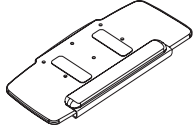
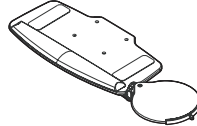
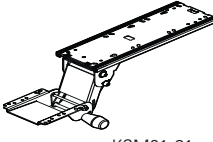
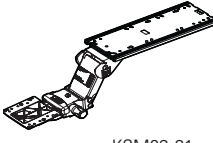

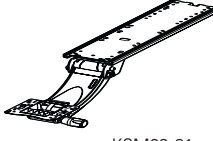
- Specify keyboard tray separately, see page 459.

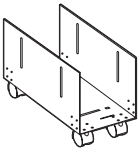
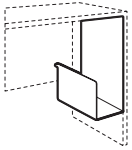
KSM03-21	9 x 23.8 x 9.7	11.8	0.9	\$428
KSM03-18	7.4 x 19.7 x 8	9.7	0.7	\$428
KSM03-12	5 x 13.1 x 5.3	6.5	0.5	\$428

Ergonomic support for both seated and standing positions. Curved neck allows user closer access to the desk. Positive tilt lockout available by special order with extended lead time. Compatible with all Global keyboard mechanisms. Recommended for single users who alternate between sitting and standing. Swivels 360°.

- KSM03-21 requires 21.75" of depth clearance under the surface for installation.
- KSM03-18 requires 18" of depth clearance under the surface for installation.
- KSM03-12 requires 12" of depth clearance under the surface for installation.
- Specify keyboard tray separately, see page 459.

KEYBOARD SUPPORT PACKAGES

<p>Packages consist of a keyboard tray with mouse support, keyboard mechanism and a 21.75" glide track which requires 21.75" of depth clearance under the surface for installation.</p> <p>Contact Customer Service for 18" and 12" glide track package pricing.</p>	 <p>KT01</p>	 <p>KT27M02</p>	 <p>KTMT03</p>
 <p>KSM01-21</p>	<p>KP0101 \$407</p>	<p>KP0102 \$466</p>	<p>KP0103 \$487</p>
 <p>KSM02-21</p>	<p>KP0201 \$470</p>	<p>KP0202 \$529</p>	<p>KP0203 \$550</p>
 <p>KSF01</p>	<p>KPSF01 \$470</p>	<p>KPSF02 \$529</p>	<p>KPSF03 \$550</p>
 <p>KSM03-21</p>	<p>KP0301 \$632</p>	<p>KP0302 \$691</p>	<p>KP0303 \$712</p>

CPU HOLDERS	MODEL #	DIMENSIONS	WT/LB.	CUBIC FT.	LIST PRICE
		W x D x H			
 <p>CPU Holder on Casters</p>	<p>PCPU-HC</p>	<p>5.5-9 x 15 x 9.25</p>	<p>8</p>	<p>0.45</p>	<p>\$149</p> <p>Adjusts 5.5" - 9." in width. Front locking casters. Assembly hardware included. Height without CPU is 9.25". Depth without CPU is 15". Black only.</p>
 <p>Power Park CPU Holder</p>	<p>PCPU-HO</p>	<p>5-11 x 15 x 18</p>	<p>11.5</p>	<p>1</p>	<p>\$123</p> <p>Desk mounted CPU holder. Adjusts 5" - 11" in width. Mounting hardware included. Height without CPU is 18". Depth without CPU is 15". Black only.</p>

CPU HOLDER

MODEL #

DIMENSIONS

WT/LB.

CUBIC FT.

LIST PRICE

W x D x H

PCPU-GT

3.5 x 9.3 x 13.5

12.6

1.4

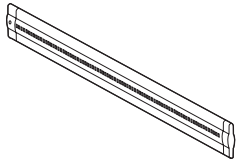
\$281



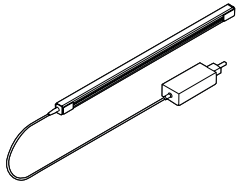
CPU Holder on Glide Track

Accepts tower CPUs with widths from 3.5" to 9.3" and heights from 12.5" to 22.5". 17" glide track and 360° swivel for easy access to rear of CPU. Steel and engineered resin construction.


LIGHTING **MODEL #** **DIMENSIONS** **WT/LB.** **CUBIC FT.** **LIST PRICE**



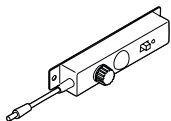
LED Task Light



Starter LED Task Light



Add-On LED Task Light



Occupancy Sensor

	W x D x H			
PLED30	15.5 x 1.5 x 0.5	2	0.5	\$344
PLED50	23.5 x 1.5 x 0.5	2	0.5	\$396
PLED100	43.5 x 1.5 x 0.5	3	0.5	\$461

Energy efficient LED. Ultra slim design. Suitable for hanging under hutch or wallhung units. 6' power cord.

PLEDS240	22.9 x 0.94 x 0.79	3	0.13	\$145
PLEDS360	33.5 x 0.94 x 0.79	3	0.16	\$167
PLEDS480	45.5 x 0.94 x 0.79	3	0.21	\$186

Undercabinet slim profile LED linear light fixture with lens and On/Off switch. May be used as stand-alone or extended with add-on section below (PLEDAxxx). Plug-in power supply with 72" cord length plus 78" DC cable. Magnetic attachment integral to light for mounting to steel units; for mounting to laminate units, additional steel mounting plates are required and included. Light enclosure in clear anodizing finish. Color temperature cool White 4000K. Lifespan rate 30,000 hours.

	PLEDS240	PLEDS360	PLEDS480
Nominal size	24"W	36"W	48"W
Number of LEDs	36	54	72
Total light output (lumens)	580	780	1150
Power input per light (watts)	9	13.5	18


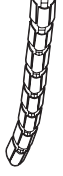
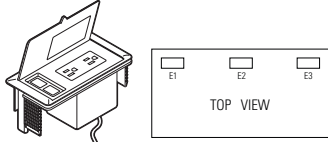
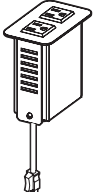
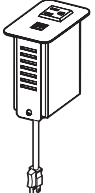
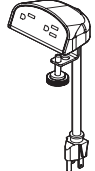
PLEDA240	22.9 x 0.94 x 0.79	3	0.13	\$118
PLEDA360	33.5 x 0.94 x 0.79	3	0.16	\$140
PLEDA480	45.5 x 0.94 x 0.79	3	0.21	\$158

Undercabinet slim profile LED linear add-on light fixture with lens. Daisy chain unit with 39" linking cable, no power supply. Add-on units can only be linked up to a total of 48 watts per power supply; this is equivalent to 10 feet of nominal length of light per power supply. Magnetic attachment integral to light for mounting to steel units; for mounting to laminate units, additional steel mounting plates are required and included. Light enclosure in clear anodizing finish. Color temperature cool White 4000K.

	PLEDA240	PLEDA360	PLEDA480
Nominal size	24"W	36"W	48"W
Number of LEDs	36	54	72
Total light output (lumens)	580	780	1150
Power input per light (watts)	9	13.5	18

PLEDOS	4.4 x 0.93 x 1.3	3	0.02	\$59
--------	------------------	---	------	-------------

Inline add-on controller for dimming and occupancy sensor.

POWER / DATA	MODEL #	DIMENSIONS W x D x H	WT/LB.	CUBIC FT.	LIST PRICE
 <p>Cable Snake</p>	PCSN01	3 x 2 x 31.25	2.1	0.2	\$115
Flexible cable management. Provides access to power/data from floor to underside of worksurface where it attaches. Two pathways within cable snake. Length under desk is 31.25". Silver plastic only.					
 <p>Cable Snake Extension</p>	PCSN01E	3 x 2 x 18	2.1	0.2	\$92
Extension kit to use with cable snake PCSN01. Additional 8 links extend cable snake up to 49" in length. Ideal for height adjustable tables. Silver plastic only.					
 <p>Power/Data Block</p>	PMSPPDM	6.5 x 3.5 x 2.75	2	0.1	\$268
Worksurface power and data module. Two power receptacles and two data receptacles. Specify position and Add \$91 for cut-out in worksurface. Corresponding cut-out options are E1, E2 or E3. Black only. 9' cord. Cut-out dimensions: 5.95" x 2.75".					
 <p>Cove Mini Power Block</p>	PSCOVSM2B	2.25 x 3.75 x 3.12	2.35	0.5	\$313
	PSCOVSM2S	2.25 x 3.75 x 3.12	2.35	0.5	\$313
Designed to retrofit into an existing grommet cut-out to bring power to the desktop. Fits in 3.27" x 1.9" cut-out (FOG, POG) and mounts to 0.5" to 2" thick surface; must remove grommet cap and sleeve. Includes two 12A, 120 VAC spill resistant power receptacles. 9' power cord with 90° flat plug with 45° rotation. ETL listed. Available in Black (B) or Silver (S) as indicated by last character of model number.					
 <p>Cove Mini Power/USB Block</p>	PSCOVS1UB	2.25 x 3.75 x 3.12	2.35	0.5	\$494
	PSCOVS1US	2.25 x 3.75 x 3.12	2.35	0.5	\$494
Designed to retrofit into an existing grommet cut-out to bring power to the desktop. Fits in 3.27" x 1.9" cut-out (FOG, POG) and mounts to 0.5" to 2" thick surface; must remove grommet cap and sleeve. Includes one 12A, 120 VAC spill resistant power receptacle and two 2.1A (11W) USB charging ports. 9' power cord with 90° flat plug with 45° rotation. ETL listed. Available in Black (B) or Silver (S) as indicated by last character of model number.					
 <p>Mini Adapt Power Module</p>	PEUTEM	3.8 x 3 x 2	1	0.18	\$158
Two power receptacles. Attaches to edge of table or desk through grommet hole. 6' Black cord. Black only.					

POWER / DATA	MODEL #	DIMENSIONS	WT/LB.	CUBIC FT.	LIST PRICE
--------------	---------	------------	--------	-----------	------------



DPC Slim Desktop 2 Power/USB-A and -C

	W x D x H				
PSDPC22W	4.88 x 2.25 x 2.25	2.5	0.5		\$449

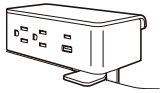
Desktop power center with two 15A tamper resistant power receptacles, one USB-A port and one USB-C port (provides 3.1A). 10' cord with molded plug. Includes three mounting options: a screw-in mounting plate for forward facing outlets; under surface mount bracket; or a clamp mounting kit for 0.5"-1.5" thick surfaces. Gloss White body with Grey face.



DPC Slim Desktop 3 Power/USB-A and -C

PSDPC32W	6 x 2.25 x 2.25	2.6	0.5		\$586
----------	-----------------	-----	-----	--	--------------

Desktop power center with three 15A tamper resistant power receptacles, one USB-A port and one USB-C port (provides 3.1A). 10' cord with molded plug. Includes three mounting options: a screw-in mounting plate for forward facing outlets; under surface mount bracket; or a clamp mounting kit for 0.5"-1.5" thick surfaces. Gloss White body with Grey face.

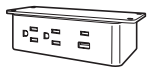


Clamp Mount 2 Power/USB-A and -C

PS3525057	5.5 x 3.2 x 3	3	0.2		\$695
PS3525002	5.5 x 3.2 x 3	3	0.2		\$695

Ashley Duo clamp mount module with two 15 amp 120 volt AC receptables; 2.4 amp USB-A port and 60 watt USB-C power delivery port. 10' cord with molded plug. UL listed. Clamp accommodates worksurfaces 0.5" to 1.5" thick; fastened with thumb screws.

PS3525057 - White module with Silver bracket. PS3525002 - Black module with Silver bracket.

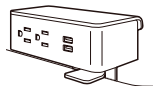


Under Mount 2 Power/USB-A and -C

PS3526057	5.5 x 2.8 x 1.8	3.2	0.2		\$695
PS3526002	5.5 x 2.8 x 1.8	3.2	0.2		\$695

Ashley Duo under mount module with two 15 amp 120 volt AC receptables; 2.4 amp USB-A port and 60 watt USB-C power delivery port. 10' cord with molded plug. UL listed. Mountable under most worksurfaces.

PS3526057 - White module with Silver bracket. PS3526002 - Black module with Silver bracket.



Clamp Mount 2 Power/2 USB-A

PS305057	5.5 x 3.2 x 3	3.01	0.05		\$537
PS305002	5.5 x 3.2 x 3	3.01	0.05		\$537

Ashley Duo clamp mount power module with two 15 amp 120 volt AC receptables and two 2.1 amp USB-A ports. Includes 10' power cord with molded plug. Edge clamp accommodates worksurfaces 0.5" to 1.5" thick; fastened with thumb screws.

PS305057 - White module with Silver bracket. PS305002 - Black module with Silver bracket.



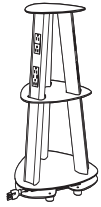
Under Mount 2 Power/2 USB-A

PS305157	5.5 x 2.8 x 1.8	3.2	0.05		\$468
PS305102	5.5 x 2.8 x 1.8	3.2	0.05		\$468

Ashley Duo under mount power module with two 15 amp 120 volt AC receptables and two 2.1 amp USB-A ports. Includes 10' power cord with molded plug. Mountable under most worksurfaces. Installation template provided.

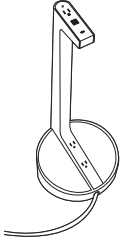
PS305157 - White module with Silver bracket. PS305102 - Black module with Silver bracket.

POWER / DATA	MODEL #	DIMENSIONS	WT/LB.	CUBIC FT.	LIST PRICE
--------------	---------	------------	--------	-----------	------------


Isle Power Tower

	W x D x H				
PTISL96GB	18 x 18 x 25.5	28	6.5	\$3760	
PTISL96GW	18 x 18 x 25.5	28	6.5	\$3760	
PTISL96SP	18 x 18 x 25.5	28	6.5	\$3760	

Includes three (3) standard duplexes each with two (2) 110V power outlets; and three (3) USB-A + USB-C duplexes each with two (2) 110V power outlets, one (1) 55W USB-C power delivery port and one (1) 1.5A, 5V USB-A port. Total of twelve (12) 110V power outlets, three (3) USB-A and three (3) USB-C ports. 9' cord with molded plug.
Available in Gloss Black (**GB**), Gloss White (**GW**) and Silver Pearl (**SP**) as indicated by last letter of model number.


Vesta Portable Power Tower

PPVST3WF	12 x 12 x 28.25	10	4.3	\$2113	
----------	-----------------	----	-----	---------------	--

Includes three 110V power outlets (one on top, two on base), two USB-A and one USB-C charging ports. 10' cord with plug. Matte White finish with Fog inserts.


Oasis Mini A Power Block

OAM-A-PC-B	15 x 9 x 5.25	16	1.53	\$2572	
OAM-A-PC-S	15 x 9 x 5.25	16	1.53	\$2572	

15" trough with six power receptacles, two telecom plate cut-outs (telecom plates sold separately - see page 469) and two 9' 3-prong plugs. **M1, M2 or M3 cut-out(s) must be specified on conference table** (see product notes section for more details and cut-out upcharge). Available in Black (**B**) or Silver Pearl (**S**) as indicated by last character of model number.
Cut-out dimensions: 14.12" x 8.25".

- *Cannot be daisy-chained.*


Single Sided Recessed Power Block

PRTMCS401B	10.78 x 4.22 x 4.86	4.3	0.51	\$578	
PRTMCS401T	10.78 x 4.22 x 4.86	4.3	0.51	\$578	
PRTMCS401W	10.78 x 4.22 x 4.86	4.3	0.51	\$578	

Single sided recessed power block with **one regular power duplex and one data knockout on top; one power duplex on bottom**. 10' power cord with straight plug. Specify telecom options separately, see page 469.
Available in Black (**B**), Tungsten (**T**) or White (**W**) as indicated by last letter of model number. Duplexes always Grey.
Corresponding cut-out options are R1, R2, R3 or RS.

- *Cannot be daisy-chained.*

POWER / DATA MODEL # DIMENSIONS WT/LB. CUBIC FT. LIST PRICE



Single Sided Recessed Power Block - USB-A + USB-C

	W x D x H					
PRTMCS421B	10.78	x 4.22	x 4.86	4.5	0.51	\$759
PRTMCS421T	10.78	x 4.22	x 4.86	4.5	0.51	\$759
PRTMCS421W	10.78	x 4.22	x 4.86	4.5	0.51	\$759

Single sided recessed power block with **one power/USB-A/USB-C duplex and one data knockout on top; one power duplex on bottom.** USB -A port charges max 2.4 amps at 5V and USB-C port charges max 3 amps at 5V. 10' power cord with straight plug. Specify telecom options separately, see page 469. Available in Black (**B**), Tungsten (**T**) or White (**W**) as indicated by last letter of model number. Duplexes always Grey (duplex with USB ports is glossy finish). Corresponding cut-out options are R1, R2, R3 or RS.

- *Cannot be daisy-chained.*



Double Sided Recessed Power Block

PRTMCD602B	10.78	x 6.22	x 4.86	5.9	0.51	\$660
PRTMCD602T	10.78	x 6.22	x 4.86	5.9	0.51	\$660
PRTMCD602W	10.78	x 6.22	x 4.86	5.9	0.51	\$660

Double sided recessed power block with **two regular power duplexes and two data knockouts on top; one power duplex on bottom.** 10' power cord with straight plug. Specify telecom options separately, see page 469. Available in Black (**B**), Tungsten (**T**) or White (**W**) as indicated by last letter of model number. Duplexes always Grey. Corresponding cut-out options are T1, T2, T3 or TS.

- *Cannot be daisy-chained.*



Double Sided Recessed Power Block - USB-A + USB-C

PRTMCD622B	10.78	x 6.22	x 4.86	6.1	0.51	\$831
PRTMCD622T	10.78	x 6.22	x 4.86	6.1	0.51	\$831
PRTMCD622W	10.78	x 6.22	x 4.86	6.1	0.51	\$831

Double sided recessed power block with **one regular power duplex, one power/USB-A/USB-C duplex and two data knockouts on top; one power duplex on bottom.** USB -A port charges max 2.4 amps at 5V and USB-C port charges max 3 amps at 5V. 10' power cord with straight plug. Specify telecom options separately, see page 469. Available in Black (**B**), Tungsten (**T**) or White (**W**) as indicated by last letter of model number. Duplexes always Grey (duplex with USB ports is glossy finish). Corresponding cut-out options are T1, T2, T3 or TS.

- *Cannot be daisy-chained.*



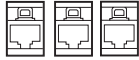

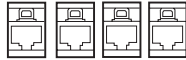
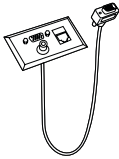




Double Sided Recessed Power Block - USB-A + USB-C

PRTMCD642B	10.78	x 6.22	x 4.86	6.3	0.51	\$1001
PRTMCD642T	10.78	x 6.22	x 4.86	6.3	0.51	\$1001
PRTMCD642W	10.78	x 6.22	x 4.86	6.3	0.51	\$1001

Double sided recessed power block with **two power/USB-A/USB-C duplexes and two data knockouts on top; one power duplex on bottom.** USB -A port charges max 2.4 amps at 5V and USB-C port charges max 3 amps at 5V. 10' power cord with straight plug. Specify telecom options separately, see page 469. Available in Black (**B**), Tungsten (**T**) or White (**W**) as indicated by last letter of model number. Duplexes always Grey (duplex with USB ports is glossy finish). Corresponding cut-out options are T1, T2, T3 or TS.

- *Cannot be daisy-chained.*

POWER / DATA	MODEL #	DIMENSIONS	WT/LB.	CUBIC FT.	LIST PRICE																																																																																									
 <p>Telecom Plate - 2 x 6</p>  <p>Telecom Plate - 2 x 6</p>  <p>Telecom Plate - 3 x 6</p>  <p>Telecom Plate - 4 x 6</p>  <p>Telecom Plate - 4 x 6</p>  <p>Telecom Plate - 3TSV</p>  <p>Telecom Plate - 3SVH</p>  <p>Telecom Plate - 3SVH</p>		W x D x H					PTELO1	3.25 x 2 x -	0.01	0.05	\$319	Includes 2 x RJ45 cat 6 data jacks. Black telecom plate. To be hardwired by data contractor.						PTELO2	3.25 x 2 x -	1	0.1	\$319	Includes 2 x RJ45 cat 6 data jacks. Grey telecom plate. To be hardwired by data contractor.						PTELO3	3.25 x 2 x -	0.01	0.05	\$314	Includes 1 x RJ11 cat 3 phone jack and 2 x RJ45 cat 6 data jacks. Black telecom plate. To be hardwired by data contractor.						PTELO4	3.25 x 2 x -	0.01	0.05	\$578	Includes 4 x RJ45 cat 6 data jacks. Black telecom plate. To be hardwired by data contractor.						PTELO5	3.25 x 2 x -	0.01	0.03	\$578	Includes 4 x RJ45 cat 6 data jacks. Grey telecom plate. To be hardwired by data contractor.						PTEL01	3.25 x 2 x -	0.01	0.05	\$400	Includes 1 x RJ45 cat 6 data jack, mini stereo and 15 pin HD VGA with female to male connector cable. Black telecom plate. To be hardwired by data contractor.						PTEL02	3.25 x 2 x -	0.01	0.05	\$745	Includes mini stereo, 15 pin HD VGA with female to male connector cable and HDMI with female to female connector cable. Black telecom plate.						PTEL03	3.25 x 2 x -	1	0.1	\$745	Includes mini stereo, 15 pin HD VGA with female to male connector cable and HDMI with female to female connector cable. Grey telecom plate.					
		W x D x H																																																																																												
	PTELO1	3.25 x 2 x -	0.01	0.05	\$319																																																																																									
	Includes 2 x RJ45 cat 6 data jacks. Black telecom plate. To be hardwired by data contractor.																																																																																													
	PTELO2	3.25 x 2 x -	1	0.1	\$319																																																																																									
	Includes 2 x RJ45 cat 6 data jacks. Grey telecom plate. To be hardwired by data contractor.																																																																																													
	PTELO3	3.25 x 2 x -	0.01	0.05	\$314																																																																																									
	Includes 1 x RJ11 cat 3 phone jack and 2 x RJ45 cat 6 data jacks. Black telecom plate. To be hardwired by data contractor.																																																																																													
	PTELO4	3.25 x 2 x -	0.01	0.05	\$578																																																																																									
	Includes 4 x RJ45 cat 6 data jacks. Black telecom plate. To be hardwired by data contractor.																																																																																													
	PTELO5	3.25 x 2 x -	0.01	0.03	\$578																																																																																									
	Includes 4 x RJ45 cat 6 data jacks. Grey telecom plate. To be hardwired by data contractor.																																																																																													
	PTEL01	3.25 x 2 x -	0.01	0.05	\$400																																																																																									
	Includes 1 x RJ45 cat 6 data jack, mini stereo and 15 pin HD VGA with female to male connector cable. Black telecom plate. To be hardwired by data contractor.																																																																																													
	PTEL02	3.25 x 2 x -	0.01	0.05	\$745																																																																																									
Includes mini stereo, 15 pin HD VGA with female to male connector cable and HDMI with female to female connector cable. Black telecom plate.																																																																																														
PTEL03	3.25 x 2 x -	1	0.1	\$745																																																																																										
Includes mini stereo, 15 pin HD VGA with female to male connector cable and HDMI with female to female connector cable. Grey telecom plate.																																																																																														

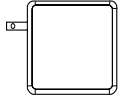
POWER / DATA	MODEL #	DIMENSIONS	WT/LB.	CUBIC FT.	LIST PRICE
--------------	---------	------------	--------	-----------	------------



Telecom Plate - 1 USB-C and 1 USB-A

W x D x H					
PTEL08	3.25 x 2 x -	1	0.1	\$277	

Includes one USB-C port with 20" male pigtail and one USB-A port with 72" pigtail. Requires powered USB transformer (model PUSBTRSF), to be ordered separately. Grey telecom plate.



Powered USB Transformer

PUSBTRSF	3.25 x 2 x -	1	0.03	\$183	
----------	--------------	---	------	--------------	--

Provides power for PTEL08 - 25w, 100-240 VAC, 5-9VDC one USB-C and two USB-A female ports.



Telecom Plate - 2 USB-A

PTEL09	3.25 x 2 x -	1	0.1	\$372	
--------	--------------	---	-----	--------------	--

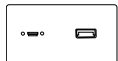
Includes two USB-A ports each with 72" patchcord. Grey telecom plate.



Telecom Plate - 2 RJ45 and 1 HDMI

PTEL10	3.25 x 2 x -	1	0.1	\$765	
--------	--------------	---	-----	--------------	--

Includes two RJ45 Cat 6 data jacks and one HDMI with 36" male pigtail; female/female gender changer. Grey telecom plate.



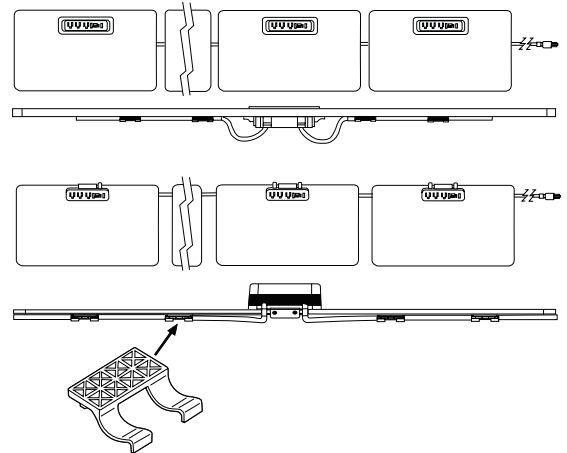
Telecom Plate - 1 HDMI and 1 USB-A

PTEL11	3.25 x 2 x -	1	0.1	\$609	
--------	--------------	---	-----	--------------	--

Includes one HDMI female/female with 36" patchcord and one USB-A with 72" patchcord. Grey telecom plate.

POWER SOLUTIONS FOR FLEXIBLE SPACES

- Perfect for training areas, meeting rooms, in-office workstations and more; Code compliant that allows users to optimize any space providing convenient power access.
- Connect up to four units from a single infeed, delivering AC power and USB charging to the table tops.
- Two styles are available: in-surface modules or on-surface modules.
- Starter modules include 10' corded infeed with 3-prong NEMA plug.
- Touch safe easy to use connectors from module to module with added latch to prevent unintended separation.
- Each module features three tamper-resistant receptacles, USB-A and USB-C charging ports.
- Overall maximum length joined together not to exceed 48.5 feet per infeed.
- UL listed to **UL962A SD**, the standard for furniture power distribution units on portable/movable workspace tables.
- Certified to CSA standard **C22.2 No. 203-16**.
- When ordering in-surface modules be sure to select corresponding cut-out options when specifying tables. Specify **MPS** for a single centered cut-out on the approach side of the table or **MPD** for two cut-outs in the left and right hand positions. Upcharge will apply per cut-out. Cut-outs are available on the following series: **2gether tables, Bungee rectangular fixed and flip-top tables, Bungee SL tables, ConnecTables, Edventure study carrels and Zook rectangular and flip-top tables**. Surface must be a minimum of 1/2" to a maximum of 1 1/2" thick for proper mounting of the units.
- On-surface modules come with a clamp mount that will accommodate any material from 1/2" to 1 1/2" thick; additional brackets are also included for alternate screw in mounting options that can accommodate vertical or horizontal positions.
- In-surface cut-out dimensions: 7.15" x 2.25".



MODPOWER DAISY-CHAIN SOLUTION



ModPower In-Surface Starter Unit

	W x D x H				
PMDSF10MG	7.63 x 2.75 x 2.63	3.44	1		\$597
PMDSF10WH	7.63 x 2.75 x 2.63	3.44	1		\$597

Includes infeed, one 10' cord with NEMA plug and one 3' connector cord. Unit is equipped with three 15A tamper-resistant receptacles, one USB-A and one USB-C charging ports, and a circuit breaker. Four cable management cord clips included. Specify corresponding cut-out code when ordering table: single centered cut-out (**MPS**) or two cut-outs in left and right positions (**MPD**). Available in Magnesium (**MG**) or White (**WH**) finish as indicated by last characters of model number.



ModPower In-Surface Middle Unit

PMDCF3MG	7.63 x 2.75 x 2.63	2.44	2.44		\$562
PMDCF3WH	7.63 x 2.75 x 2.63	2.44	1		\$562

Includes two 3' connector cords. Unit is equipped with three 15A rated 12A tamper-resistant receptacles, one USB-A and one USB-C charging ports, and a circuit breaker. Four cable management cord clips included. Specify corresponding cut-out code when ordering table: single centered cut-out (**MPS**) or two cut-outs in left and right positions (**MPD**). Available in Magnesium (**MG**) or White (**WH**) finish as indicated by last characters of model number.



ModPower In-Surface End Unit

PMDEF3MG	7.63 x 2.75 x 2.63	1.85	1		\$494
PMDEF3WH	7.63 x 2.75 x 2.63	1.85	1		\$494

Includes one 3' connector cord. Unit is equipped with three 15A rated 12A tamper-resistant receptacles, one USB-A and one USB-C charging ports, and a circuit breaker. Two cable management cord clips included. Specify corresponding cut-out code when ordering table: single centered cut-out (**MPS**) or two cut-outs in left and right positions (**MPD**). Available in Magnesium (**MG**) or White (**WH**) finish as indicated by last characters of model number.

P PRODUCTIVITY SOLUTIONS™ BY GLOBAL

MODPOWER MODULES



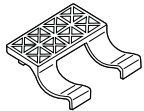
ModPower On Surface Starter Unit



ModPower On Surface Middle Unit



ModPower On Surface End Unit



ModPower Cable Management Clips



ModPower Interconnecting Jumper

MODEL #	DIMENSIONS	WT/LB.	CUBIC FT.	LIST PRICE
---------	------------	--------	-----------	------------

W x D x H

PMDSA10MG	6.13 x 1.75 x 2.5	4.33	1	\$631
PMDSA10WH	6.13 x 1.75 x 2.5	4.33	1	\$631

Includes infeed, one 10' cord with NEMA plug and one 3' connector cord. Unit is equipped with three 15A tamper-resistant receptables, one USB-A and one USB-C charging ports, and a circuit breaker. Includes edge clamp and three other mounting methods. Four cable management cord clips included. Available in Magnesium (**MG**) or White (**WH**) finish as indicated by last characters of model number.

PMDEA3MG	6.13 x 1.75 x 2.5	3.3	1	\$597
PMDEA3WH	6.13 x 1.75 x 2.5	3.33	1	\$597

Includes two 3' connector cords. Unit is equipped with three 15A rated 12A tamper-resistant receptables, one USB-A and one USB-C charging ports, and a circuit breaker. Includes edge clamp and three other mounting methods. Four cable management cord clips included. Available in Magnesium (**MG**) or White (**WH**) finish as indicated by last characters of model number.

PMDEA3MG	6.13 x 1.75 x 2.5	2.75	1	\$528
PMDEA3WH	6.13 x 1.75 x 2.5	2.75	1	\$528

Includes one 3' connector cord. Unit is equipped with three 15A rated 12A tamper-resistant receptables, one USB-A and one USB-C charging ports, and a circuit breaker. Includes edge clamp and three other mounting methods. Two cable management cord clips included. Available in Magnesium (**MG**) or White (**WH**) finish as indicated by last characters of model number.

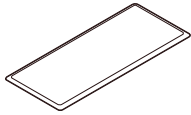
PMDCLIPS	2.6 x 2.5 x 0.6	0.3	0.2	\$102
----------	-----------------	-----	-----	--------------

Package of 10 clips.

PMDJ36BK	36 x - x -	1.38	0.9	\$329
----------	------------	------	-----	--------------

Interconnection jumper cord to add an additional 3' of cord length between in-surface and on-surface ModPower units. 3' cord with male and female connector. Package of 2 jumpers.

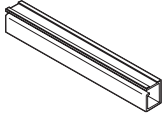
OFFICE ACCESSORIES MODEL # DIMENSIONS WT/LB. CUBIC FT. LIST PRICE



Anti-Fatigue Mat

	W x D x H			
PAFM3018	29.4 x 17.63 x 0.75	4.4	0.3	\$136
PAFM4820	48 x 20.5 x 0.75	7.7	0.59	\$210

Polyurethane anti-fatigue mat offers increased comfort and help reduce strain when standing. Tapered no-curl edges prevent tripping hazards. Anti-slip backing suitable for low pile carpets or hard flooring. Black only.



Wire Manager

PEWM5.5	66 x 2 x 2	0.6	0.1	\$136
PEWM5	60 x 2 x 2	0.6	0.1	\$114
PEWM4.5	54 x 2 x 2	0.5	0.1	\$103
PEWM4	48 x 2 x 2	0.5	0.1	\$89
PEWM3.5	42 x 2 x 2	0.4	0.1	\$80
PEWM3	36 x 2 x 2	0.4	0.1	\$70
PEWM2.5	30 x 2 x 2	0.3	0.1	\$55
PEWM2	24 x 2 x 2	0.3	0.1	\$46
PEWM1.5	18 x 2 x 2	0.2	0.1	\$34
PEWM1	12 x 2 x 2	0.2	0.1	\$25

Plastic tray flexes to receive and hold electrical and data wires. Quickly attaches with two strips of double-sided tape. Black only.



Vertical Wire Manager

PEVWM	22 x 2 x 2	0.3	0.1	\$46
-------	------------	-----	-----	-------------

From underside of worksurface to bottom panel. Capable of holding electrical and data wires in a vertical position. Black only. Attaches with two strips of double-sided tape.



Metal Coat Tree

PCOS3	25 x 25 x 60	8	14.21	\$186
PCOS2	25 x 25 x 60	8	14.21	\$186

Square tube metal frame. Four Chrome double hooks. Adjustable glides.

- PCOS2 is finished in **Black**.
- PCOS3 is finished in **Chrome**.



Solid Wood Coat Tree*

PCT	25 x 25 x 65	6	3	\$228
-----	--------------	---	---	--------------

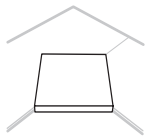
Four satin brass double hooks. Available in the following finishes: Absolute (AAM), Black (BKM), Cherry (ACM), English Oak (EOM), Espresso Cafe (ECM), Gray (HGM), Honey (AHM), Maple (AVM), Medium Walnut (MWM), Night (ASM), Sandy Beach (SBM), Shaker Cherry (SKM), Tiger Fruitwood (TFM), Tiger Mahogany (TMM), Tiger Walnut (TWM), WC Cream (WTM), White (WHM) and Winter Cherry (WCM).

Required specifications

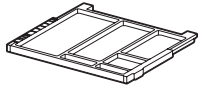
Finish*

P PRODUCTIVITY SOLUTIONS™ BY GLOBAL

OFFICE ACCESSORIES



Corner Keyboard Plate*



Pencil Drawer

MODEL #	DIMENSIONS	WT/LB.	CUBIC FT.	LIST PRICE
W x D x H				
PEEOCKS	18 x 18 x 1.12	6	0.3	\$79

Converts two 1" thick worksurfaces at 90° into a keyboard support corner. Finished in Black (**BLK**) or Tungsten (**TUN**) epoxy coating.

PEEPD	22.5 x 15 x 1.5	2	0.7	\$145
-------	-----------------	---	-----	--------------

Black ABS plastic. Provides space for writing instruments and small items at the workspace. Attaches to underside of any 24"D and 30"D worksurface with included roller slides. There are no specifications for Pencil Drawer.

- May be used with all Casegoods.

CENTER DRAWERS

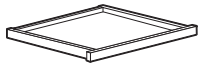
NOTES:

- Center drawers must be dealer or end user installed. Drawers do not fill entire center space opening.
- Approximate kneespace widths are:

30" x 60" DP	25.5"	30" x 66" DP	31.5"
30" x 72" DP	37.5"	30" x 66"/20" x 40" L	22.5"
30" x 66"/24" x 48" L	24.5"	36" x 72"/24" x 48" L	30.5"

CENTER DRAWERS

MODEL #	DIMENSIONS	WT/LB.	CUBIC FT.	LIST PRICE
W x D x H				
CD20	20 x 18 x 3	5	1	\$184
CD28	28 x 18 x 3	5	1	\$248



Center Drawer*



Flat Bracket

M393	4.5 x 3.12 x 0.25	1	1	\$16
------	-------------------	---	---	-------------

Laminate drawer front is attached to a 4-sided frame. Recommended for use on 36" x 72" desks. Specify finish from list available in each series.

Used as a mending plate to give additional worksurface support.

Required specifications

Finish*