

productivity solutions



Productivity Solutions

455

global



Productivity Solutions by Global is a comprehensive series of ergonomically sound products, naturally connecting people with technology to enhance comfort and productivity. Designed to fit you and your technology and fully integrate with Global products to create complete office solutions that meet the needs of today's diverse workplaces.

Designed with human capabilities and comfort in mind, Productivity Solutions by Global provide a good fit for today's workers and meet or exceed ergonomics standards, guidelines and ANSI/BIFMA standards for performance, durability and safety.

FIT = move + match + support



Monitor arm



Power/data module



Lift-N-lock keyboard mechanism



Electric height adjustable desk



Manual height adjustable desk

Features and Benefits

- Electric height adjustable table with 18.51" height range.
- Manual height adjustable table has counterbalanced spring mechanism.
- Five keyboard support mechanisms.
- Four keyboard trays.
- New monitor arm options.
- Wire management and power/data options.
- For environmental certifications, please visit globalfurnituregroup.com.

MANUAL HEIGHT ADJUSTABLE TABLES

- Manually operated height adjustable tables with counterbalanced spring mechanism.
- Exceptional ergonomic alternative to traditional desk.
- Sit-stand design promotes increased circulation, improving performance and comfort.
- Can be used alone or in conjunction with Global desking products.
- Tops and bases sold separately.

Please note: Global desk tops are 1" or 1.5" thick.

TOP FINISHES

ACJ	Absolute Acajou	NBL	Noce Biondo
ASN	Asian Night	NGL	Noce Grigio
AWC	Avant Cherry	NEL	Noce Leggero
AWH	Avant Honey	NML	Noce Medio
BLK	Black	QTM	Quartered Mahogany
BRC	Brushed Cobalt	SBY	Sheer Beauty
CMB	Clear Maple	SOG	Storm Grey
DES	Dark Espresso	WHE	Walnut Heights
DWT	Designer White	WHC	White Chocolate
FAS	Fashionista	WCR	Winter Cherry
FCL	First Class		

CONSTRUCTION

- 1" thick tops constructed of 45 lb. density particle board with high performance thermally fused laminate and Global's preferred matching edging.

DIMENSIONS

- When designing workstations, leave 1" clearance on either side to prevent finger pinch.

EDGE

- 2mm edge in matching color.

BASE

- Heavy duty steel formed legs with radius detail are available in Black only.
- Easy to reach tension control supports loads up to 100 lbs.
- Environmentally friendly, recyclable epoxy powder coating provides a durable finish. Black only.
- Black plastic leveling glides offer 0.5" adjustability.

MECHANISM

- Counterbalanced height adjustable base supports weights up to 100 lbs.
- Height range from floor to underside of modesty shroud is 17" when surface height is 26".
- 7 year warranty.

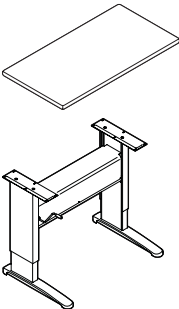

SHIPPING

- Easy to assemble with Phillips or Robertson screwdriver.

GROMMETS

- Additional grommets available in standard worksurface locations (left, center or right).
- Order as: **FOG1**, **FOG2** or **FOG3**. **Add \$91**.
- Grommet hole dimensions are 3.25" wide x 1.875" deep.



MANUAL HEIGHT ADJUSTABLE TABLES	MODEL #	DIMENSIONS	WT/LB.	CUBIC FT.	LIST PRICE	HP ADD
 Rectangular Table  2.5" Locking Wheel Casters	W x D x H					
	Tops					
	HTM2446T	46 x 24 x 1	32	1.5	\$210	\$68
	HTM2458T	58 x 24 x 1	40	2	\$238	\$110
	HTM3046T	46 x 30 x 1	40	2	\$238	\$99
	HTM3058T	58 x 30 x 1	50	2.5	\$294	\$131
	Base					
	KEZLIFT	35.93 x 24 x 25.53	88	5.4	\$1708	N/A
	Tops (HTMXXXXT) sold separately from base (KEZLIFT). Paddle activated height adjustable base. Height adjustable from 26" to 46". Keyboard tray and mechanism not necessary. Easy to assemble.					
	KEZLCSTR	2 x 2 x 2.5	3	0.17	\$20	N/A
Pack of four locking casters. Interchangeable on site with levelers on KEZLIFT base. Suitable for hard floors.						

Required specifications
Finish

Optional specifications
HP laminate (tops)
Grommet

FOLI ELECTRIC HEIGHT ADJUSTABLE TABLES

- Exceptional ergonomic alternative to traditional desk.
- Sit-stand design promotes increased circulation, improving performance and comfort.
- Can be used alone or in conjunction with Global desking products with 1" thick tops.

TOP FINISHES

ACJ	Absolute Acajou	NBL	Noce Biondo
ASN	Asian Night	NGL	Noce Grigio
AWC	Avant Cherry	NEL	Noce Leggero
AWH	Avant Honey	NML	Noce Medio
BLK	Black	OTM	Quartered Mahogany
BRC	Brushed Cobalt	SBY	Sheer Beauty
CMB	Clear Maple	SOG	Storm Grey
DES	Dark Espresso	WHE	Walnut Heights
DWT	Designer White	WHC	White Chocolate
FAS	Fashionista	WCR	Winter Cherry
FCL	First Class		

EDGE

- 2mm edge in matching color.

BASE

- 3-stage steel constructed leg tubing, feet and cross bar.
- Dual motor with electronic synchronization.
- Silver finish (default) for rectangular 2-legged tables and return kits.
- Table frame designed with 3.15" x 2.35" rectangular outer leg with large tubing facing down.
- T-leg, flat foot design with adjustable glides.
- Fixed step incremental expandable cross bars for table widths of 48", 54", 60", 66" and 72".
- Open front cross bar to accommodate articulating keyboard platforms.
- Silver powder coated base finish that will never mar from adjustment.
- Easy to use, push button ECS controller with digital readout.
- Simple memory setting feature allows user to preset one upward and one downward position stop.
- Anti-collision feature is standard.

WARRANTY WHEN BUYING TOPS AND BASES SEPARATELY

Customer assumes full responsibility for the attachment method of worksurfaces that were not purchased as part of a complete table assembly. Failure to secure the worksurface capable of supporting the load capacity tested to may result in property damage and/or personal injury. Customer agrees to indemnify and hold harmless Global Upholstery Co. Inc., its affiliates, subsidiaries, officers, directors, employees and shareholders (collectively "Global") from and against any lawsuits or threat of lawsuits and all liabilities, direct or implied, claims, proceedings, actions, causes of action, damages, losses, costs and expenses, including, without limitation, legal fees whatsoever which Global may suffer or incur as a result of fulfilling your product order. Customer acknowledges that product not purchased as a complete table assembly will not be covered under Global's Lifetime Warranty.

CONSTRUCTION

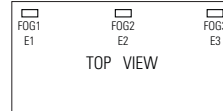
- 1" thick tops constructed of 45 lb. density particle board with high performance thermally fused laminate and Global's preferred matching edging.
- High pressure laminate tops are available. Please see model # for HP upcharge.

DIMENSIONS

- All worksurfaces are dimensioned to allow 1" clearance in depth and 2" in width, providing space for electrical wires and to prevent finger pinch.

OPTIONS TO BRING POWER TO THE TABLE

- **PMSPDM** power block with one duplex receptable and two telecom knockouts. Specify **E1**, **E2** or **E3** cut-out location in table to accommodate power block (power block ordered separately). **Add \$91** for cut-out.
- **PS3050xx** edge mounted or **PS3051xx** under mounted modules with two power outlets and two 2.1 amp USB-A charging ports. Available in White or Black, ordered separately.
- **PSCOVSM2(B/S)** mini power block with two power receptacles or **PSCOVSIU(B/S)** with one power receptable and two 2.1 amp USB-A charging ports. Specify table with FOG1, FOG2 or FOG3 grommet option. Mini power blocks drop in cut-out for the standard FOG grommet. **Add \$91** for grommet.



SHIPPING

- Shipped unassembled in 2 cartons.

WARRANTY

- 2 years electrical, 5 years moving components.
- Limited lifetime for laminate worksurfaces.

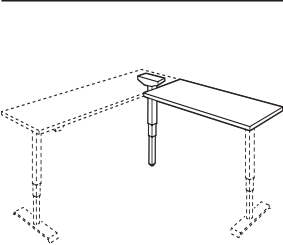
FOLI ELECTRIC HEIGHT ADJUSTABLE TABLES		MODEL #	DIMENSIONS	WT/LB.	CUBIC FT.	LIST PRICE	HP ADD
			W x D x H				
		PH3T2448	46 x 23 x 22.6-48.6	93	4.58	\$1974	\$190
		PH3T2454	52 x 23 x 22.6-48.6	100	4.75	\$2000	\$191
		PH3T2460	58 x 23 x 22.6-48.6	105	4.93	\$2027	\$194
		PH3T2466	64 x 23 x 22.6-48.6	110	5.1	\$2041	\$195
		PH3T2472	70 x 23 x 22.6-48.6	115	5.27	\$2069	\$198
		PH3T3048	46 x 29 x 22.6-48.6	102	4.95	\$2027	\$194
		PH3T3054	52 x 29 x 22.6-48.6	110	5.17	\$2034	\$195
		PH3T3060	58 x 29 x 22.6-48.6	117	5.38	\$2049	\$195
		PH3T3066	64 x 29 x 22.6-48.6	122	5.6	\$2061	\$197
		PH3T3072	70 x 29 x 22.6-48.6	128	5.81	\$2074	\$198
		Easy to assemble with few parts. Lift capacity of 265 lbs. Height range is 22.6" to 48.6" (26" adjustability with 1" top). Operates at 1.3" per second. Base finish in Silver (default) powder coat.					
		Impact drivers or high-torque equipment should not be used for base assembly as this creates a high degree of risk for damage that is not covered under warranty. The use of hand tools is highly recommended. Maximum torque range for installing all fasteners is 3 to 5 foot-pounds and should not be exceeded.					

Required specifications
Top finish

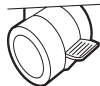
Optional specifications
HP laminate
Grommet

Accessories
Power block
Anti-fatigue mat (see page 480)

FOLI ELECTRIC HEIGHT ADJUSTABLE TABLES



Return Kit*



1.5" Dual Wheel Casters

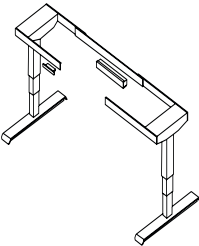
MODEL #	DIMENSIONS	WT/LB.	CUBIC FT.	LIST PRICE	HP ADD
W x D x H					
PH3TR2436	35 x 23 x 22.6-48.6	67	2.47	\$1213	\$190
PH3TR2442	41 x 23 x 22.6-48.6	71	2.64	\$1223	\$190
PH3TR2448	47 x 23 x 22.6-48.6	76	2.85	\$1229	\$191
PH3TR3036	35 x 29 x 22.6-48.6	77	2.76	\$1229	\$195
PH3TR3042	41 x 29 x 22.6-48.6	81	2.97	\$1269	\$195
PH3TR3048	47 x 29 x 22.6-48.6	85	3.22	\$1282	\$195

3-stage return kits are compatible only with PH3Txxxx models. Return kit includes a return top and a third leg kit to be used with a Foli freestanding table to create an electric height adjustable L station. Post leg with return kit replaces one of the T-legs on freestanding table; the T-leg from the freestanding table is then moved to support one side of the return top. Post leg available in Silver powder coat only. Top-to-top plates and cross bar included to support the return top connection to the freestanding table top. May be configured for left or right hand returns. All three legs plug into the freestanding table's controller and the three motors will electronically synchronize. The overall footprint with a return kit is not to exceed 72"W x 72"D. The 48"W return kit is only to be used with a 24"D primary table; 36" and 42"W return kits may be used with either 24"D or 30"D primary tables.

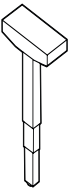
P79100014	- x - x 1.5	2	0.4	\$110	N/A
-----------	-------------	---	-----	-------	-----

Pack of four casters, two locking and two non-locking. Interchangeable on site with levelers on Foli electric height adjustable tables PH3Txxxx models only, not for use with L stations or returns.

FOLI HEIGHT ADJUSTABLE COMPONENTS



3-Stage HAT Base only



3-Stage HAT 3rd Leg Kit only

PH3T6601	46 x 23 x 21.6-47.6	58	3.02	\$1686	N/A
----------	---------------------	----	------	--------	-----

Easy to assemble with few parts. Lift capacity 265 lbs. Height range 22.6" to 48.6" (with 1" thick top). For use with PHATxxxxT tops. Operates at 1.3" per second.

Impact drivers or high-torque equipment should not be used for base assembly as this creates a high degree of risk for damage that is not covered under warranty. The use of hand tools is highly recommended. Maximum torque range for installing all fasteners is 3 to 5 foot-pounds and should not be exceeded.

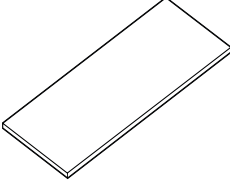
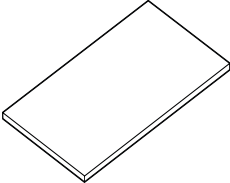
PH3LK6601	47 x 23 x 21.6-47.6	38	1.28	\$937	N/A
-----------	---------------------	----	------	-------	-----

3rd leg return kit for use with PH3T6601 base with PHATxxxxT tops and PHARxxxxT tops to create a height adjustable L workstation. Post leg with return kit replaces one of the T legs from PH3T6601 on the freestanding table, the T-leg is then moved to support one side of the return top. Post leg available in Silver powder coat only. Top to top plates and cross bar included. May be configured for left or right hand returns. All three legs plug into the same controller with PH3T6601 base and the three motors will electronically synchronize.

Required specifications
Finish

Optional specifications
HP laminate*
Grommet*

Accessories
Power block
Anti-fatigue mat (see page 480)

FOLI HEIGHT ADJUSTABLE COMPONENTS	MODEL #	DIMENSIONS	WT/LB.	CUBIC FT.	LIST PRICE
 <p>Rectangular Top for PH3T6601 Base</p>	W x D x H				
	PHAT2346T	46 x 23 x 1.12	44	1.4	\$287
	PHAT2352T	52 x 23 x 1.12	46	1.6	\$314
	PHAT2358T	58 x 23 x 1.12	47	1.8	\$341
	PHAT2364T	64 x 23 x 1.12	52	1.9	\$355
	PHAT2370T	70 x 23 x 1.12	57	2.1	\$382
	PHAT2946T	46 x 29 x 1.12	44	1.8	\$341
	PHAT2952T	52 x 29 x 1.12	52	2	\$347
	PHAT2958T	58 x 29 x 1.12	59	2.2	\$361
	PHAT2964T	64 x 29 x 1.12	64	2.4	\$375
	PHAT2970T	70 x 29 x 1.12	70	2.6	\$388
 <p>Return Top for PH3LK6601</p>	1" thick thermally fused laminate or 1-1/16" thick high pressure laminate (HP upcharge applies) for use with Foli base PH3T6601. When planning with height adjustable tables, dimensions should allow for 1" gap around perimeter to avoid pinch points.				
	PHAR2335T	23 x 35 x 1	27	1.1	\$277
	PHAR2341T	23 x 41 x 1	32	1.2	\$287
	PHAR2347T	47 x 23 x 1	44	1.4	\$293
	PHAR2935T	29 x 35 x 1	35	1.4	\$293
	PHAR2941T	29 x 41 x 1	41	1.6	\$332
	PHAR2947T	47 x 29 x 1	44	1.8	\$345
	1" thick thermally fused laminate or 1-1/16" thick high pressure laminate (HP upcharge applies) for use with Foli base PH3LK6601. When planning with height adjustable tables, dimensions should allow for 1" gap around perimeter to avoid pinch points.				

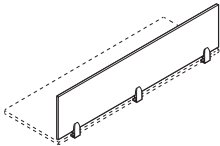
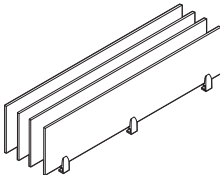
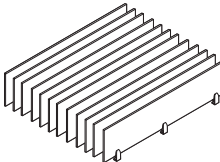
Required specifications
Finish

Optional specifications
HP laminate
Grommet

Accessories
Power block

PET FELT PRIVACY SCREEN AND MODESTY PANELS

- PET Felt privacy screens and modesty panels add seated privacy to open plan deskings or tables.
- 9mm thick PET Felt offered in 9 finishes: Black (**BLK**), Brick (**BRI**), Denim (**DEN**), Harvest (**HVT**), Graphite (**GPH**), Mist (**MTS**), Pewter (**PWT**), Shamrock (**SHR**) and White (**WHT**).
- Made from 100% PET (polyester) fiber with a high content of post-recycled material (50%), free of added chemicals, binders and adhesives.
- Lightweight material is tackable, impact and tear resistant, bacteria resistant, moisture resistant, and installation friendly.
- Variation in fiber mix and color are inherent to the character of the product.
- Requires a free clear edge of 1.5"D x length of privacy screen or modesty panel for mounting.
- Privacy screen upmount brackets adapt to 1" thick TFL or 1^{1/16}" thick HPL tops and do not mar the top surface.

PET FELT PRIVACY SCREEN	MODEL #	DIMENSIONS	WT/LB.	CUBIC FT.	LIST PRICE
		W x D x H			
	PT9PP3013-1	30 x 0.36 x 12.5	2.1	0.6	\$184
	PT9PP3613-1	36 x 0.36 x 12.5	2.4	0.7	\$195
	PT9PP4213-1	42 x 0.36 x 12.5	2.6	0.8	\$261
	PT9PP4813-1	48 x 0.36 x 12.5	3.3	0.9	\$272
	PT9PP5413-1	54 x 0.36 x 12.5	3.6	1	\$340
	PT9PP6013-1	60 x 0.36 x 12.5	3.8	1.1	\$350
	PT9PP6613-1	66 x 0.36 x 12.5	4.5	1.3	\$416
	PT9PP7213-1	72 x 0.36 x 12.5	4.8	1.4	\$426
	PT9PP7813-1	78 x 0.36 x 12.5	5	1.5	\$437
					
	PT9PP3013-4	30 x 0.36 x 12.5	7.6	0.6	\$701
	PT9PP3613-4	36 x 0.36 x 12.5	8.6	0.7	\$741
	PT9PP4213-4	42 x 0.36 x 12.5	9.5	0.8	\$1001
	PT9PP4813-4	48 x 0.36 x 12.5	11.9	1	\$1041
	PT9PP5413-4	54 x 0.36 x 12.5	12.8	1.1	\$1305
	PT9PP6013-4	60 x 0.36 x 12.5	13.8	1.2	\$1340
	PT9PP6613-4	66 x 0.36 x 12.5	16.2	1.3	\$1600
	PT9PP7213-4	72 x 0.36 x 12.5	17.1	1.4	\$1636
	PT9PP7813-4	78 x 0.36 x 12.5	18	1.5	\$1669
					
	PT9PP3013-12	30 x 0.36 x 12.5	21.6	1.9	\$2060
	PT9PP3613-12	36 x 0.36 x 12.5	24.3	2.3	\$2171
	PT9PP4213-12	42 x 0.36 x 12.5	26.9	2.6	\$2945
	PT9PP4813-12	48 x 0.36 x 12.5	33.8	3	\$3052
	PT9PP5413-12	54 x 0.36 x 12.5	36.4	3.4	\$3837
	PT9PP6013-12	60 x 0.36 x 12.5	39	3.7	\$3933
	PT9PP6613-12	66 x 0.36 x 12.5	45.9	4.2	\$4706
	PT9PP7213-12	72 x 0.36 x 12.5	48.5	4.5	\$4801
	PT9PP7813-12	78 x 0.36 x 12.5	51.1	4.9	\$4897

PET Felt Privacy Screen - 1pk.

PET Felt Privacy Screen available in nine finishes, please specify finish. 2, 3 or 4 clamps are included depending on width. Clamps available in satin anodized finish only.

- Up to 42"w - 2 clamps per
- 48"-60"w - 3 clamps per
- 66"-78"w - 4 clamps per

PET Felt Privacy Screen - 4pk.

Pack of four PET Felt Privacy Screens available in nine finishes, please specify finish. 2, 3 or 4 clamps are included depending on width. Clamps available in satin anodized finish only.

- Up to 42"w - 2 clamps per
- 48"-60"w - 3 clamps per
- 66"-78"w - 4 clamps per

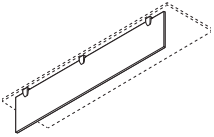
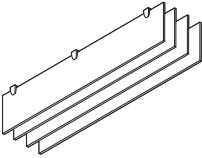
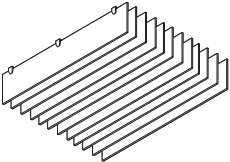
PET Felt Privacy Screen - 12pk.

Pack of twelve PET Felt Privacy Screens available in nine finishes, please specify finish. 2, 3 or 4 clamps are included depending on width. Clamps available in satin anodized finish only.

- Up to 42"w - 2 clamps per
- 48"-60"w - 3 clamps per
- 66"-78"w - 4 clamps per

Required specifications

Finish

PET FELT MODESTY PANEL	MODEL #	DIMENSIONS	WT/LB.	CUBIC FT.	LIST PRICE
 <p>PET Felt Modesty Panel - 1 pk.</p>		W x D x H			
	PT9MP3013-1	30 x 0.36 x 12.5	2.1	0.6	\$160
	PT9MP3613-1	36 x 0.36 x 12.5	2.4	0.7	\$172
	PT9MP4213-1	42 x 0.36 x 12.5	2.6	0.8	\$227
	PT9MP4813-1	48 x 0.36 x 12.5	3.3	0.9	\$238
	PT9MP5413-1	54 x 0.36 x 12.5	3.6	1.03	\$305
	PT9MP6013-1	60 x 0.36 x 12.5	3.8	1.1	\$315
	PT9MP6613-1	66 x 0.36 x 12.5	4.5	1.3	\$371
	PT9MP7213-1	72 x 0.36 x 12.5	4.8	1.4	\$381
	PT9MP7813-1	78 x 0.36 x 12.5	5	1.5	\$390
 <p>PET Felt Modesty Panel - 4 pk.</p>					
	PT9MP3013-4	30 x 0.36 x 12.5	7.6	0.6	\$611
	PT9MP3613-4	36 x 0.36 x 12.5	8.6	0.7	\$651
	PT9MP4213-4	42 x 0.36 x 12.5	9.5	0.8	\$866
	PT9MP4813-4	48 x 0.36 x 12.5	11.9	1	\$906
	PT9MP5413-4	54 x 0.36 x 12.5	12.8	1.1	\$1169
	PT9MP6013-4	60 x 0.36 x 12.5	13.8	1.2	\$1205
	PT9MP6613-4	66 x 0.36 x 12.5	16.2	1.3	\$1420
	PT9MP7213-4	72 x 0.36 x 12.5	17.1	1.4	\$1455
	PT9MP7813-4	78 x 0.36 x 12.5	18	1.5	\$1490
 <p>PET Felt Modesty Panel - 12 pk.</p>					
	PT9MP3013-12	30 x 0.36 x 12.5	21.6	1.9	\$1790
	PT9MP3613-12	36 x 0.36 x 12.5	24.3	2.3	\$1902
	PT9MP4213-12	42 x 0.36 x 12.5	26.9	2.6	\$2538
	PT9MP4813-12	48 x 0.36 x 12.5	33.8	3	\$2646
	PT9MP5413-12	54 x 0.36 x 12.5	36.4	3.4	\$3432
	PT9MP6013-12	60 x 0.36 x 12.5	39	3.7	\$3527
	PT9MP6613-12	66 x 0.36 x 12.5	45.9	4.2	\$4164
	PT9MP7213-12	72 x 0.36 x 12.5	48.5	4.5	\$4260
	PT9MP7813-12	78 x 0.36 x 12.5	51.1	4.9	\$4356

PET Felt Modesty Panel available in nine finishes, please specify finish. 2, 3 or 4 clamps are included depending on width. Clamps available in satin anodized finish only. **Specify a nominal size 6" shorter than worksurface size.**

- Up to 42"w - 2 clamps per
- 48"-60"w - 3 clamps per
- 66"-78"w - 4 clamps per

Pack of four PET Felt Modesty Panels available in nine finishes, please specify finish. 2, 3 or 4 clamps are included depending on width. Clamps available in satin anodized finish only. **Specify a nominal size 6" shorter than worksurface size.**

- Up to 42"w - 2 clamps per
- 48"-60"w - 3 clamps per
- 66"-78"w - 4 clamps per

Pack of twelve PET Felt Modesty Panels available in nine finishes, please specify finish. 2, 3 or 4 clamps are included depending on width. Clamps available in satin anodized finish only. **Specify a nominal size 6" shorter than worksurface size.**

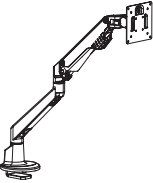
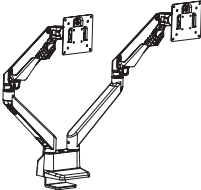
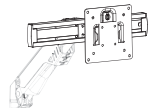
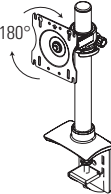
- Up to 42"w - 2 clamps per
- 48"-60"w - 3 clamps per
- 66"-78"w - 4 clamps per

Required specifications

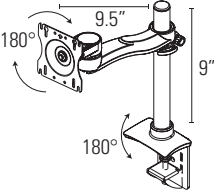
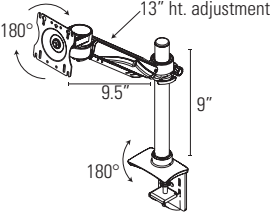
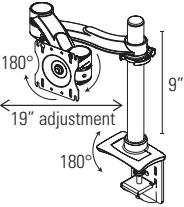
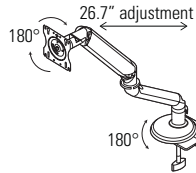
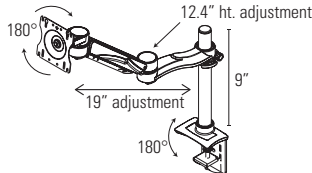
Finish

MONITOR ARMS

- Free up valuable space on surfaces.
- Attach to any standard 1" to 1.5" thick surface with flush edge by a desk clamp or through a grommet. Mounting hardware included.
- Clamps on worksurfaces 0.5" to 2.625" thick.
- For use in grommets up to 3.5" wide.
- Built-in cable management.
- Quick connect option is standard with hole patterns to meet Video Electronics Standards Association (VESA) standards (75mm x 75mm or 100mm x 100mm).
- Monitor arm components are 100% recycled aluminum die cast material, providing stability and durability.
- Available finishe: Silver (**SIL**) standard (except where noted otherwise).

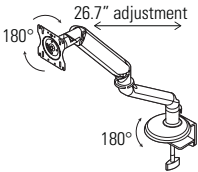
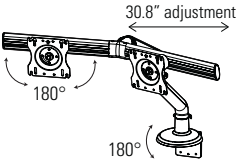
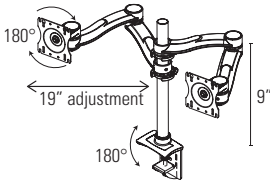
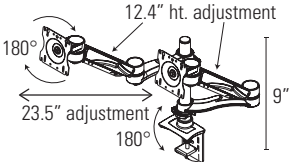
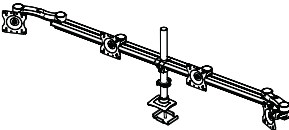
MONITOR ARMS	MODEL #	DIMENSIONS	WT/LB.	CUBIC FT.	LIST PRICE
 G7 Single Monitor Arm  G7 Double Monitor Arm  G7 Mini Slide Monitor Arm  Single Screen Pole Position	W x D x H				
	PSMA1	- x 5.5 x 21	6.6	0.4	\$418
	For use with a monitor weighing 4.4 to 19.8 lbs. Adjustable counterbalance provides free floating fingertip control. Maximum of 20.5" extension from rear of desk to back of monitor, folds to 4.5". Monitor can rotate for portrait or landscape viewing with -90° to 45° tilt adjustment. 180° lockout function. Maximum monitor width of 30". Some assembly required. Tungsten finish only. Also accommodates mini slide arm PSMS.				
	PSMA2	- x 5.5 x 21	12.8	1	\$734
	For use with monitors weighing 4.4 to 19.8 lbs. Adjustable counterbalance provides free floating fingertip control. Maximum of 20.5" extension from rear of desk to back of monitor, folds to 4.5". Monitor can rotate for portrait or landscape viewing with -90° to 45° tilt adjustment. 180° lockout function. Maximum monitor width of 30" (per arm). Some assembly required. Tungsten finish only. Also accommodates mini slide arm PSMS.				
	PSMS	11 x 6 x 4.5	3.3	0.3	\$145
	The mini slide is for use with PSMA1 and PSMA2 monitor arms only. Provides 9" of lateral adjustment for the monitor and allows for better positioning of monitors when used side by side. Some assembly required. Tungsten finish only.				
	<ul style="list-style-type: none">• If for PSMA1, order one (1)• If for PSMA2, order two (2)				
	MON1SPP	- x - x 13	5.8	1.2	\$263
No extension arms. Supports a 20 lb. load capacity. No maximum monitor width. Minor assembly required.					

Required specifications
Finish

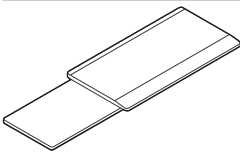
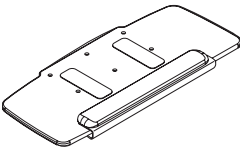
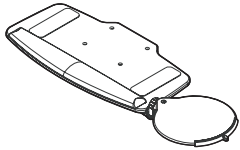
MONITOR ARMS	MODEL #	DIMENSIONS	WT/LB.	CUBIC FT.	LIST PRICE
W x D x H					
 <p>Single Screen Single Extension Arm</p>	MON1SSE	- x - x 13	6.2	1.2	\$352
9.5" horizontal reach from center of pole to front of monitor mounting plate. Displays are able to tilt 180°, swing 180° side-to-side and rotate from landscape to portrait. Supports a 20 lb. load capacity. No maximum monitor width. Minor assembly required.					
 <p>Single Screen Single Extension Arm with Height Adjustment</p>	MON1SSEH	- x - x 6.8	7.2	1.1	\$454
Counterbalanced arm provides an additional 13" of height adjustment. Easy to use Allen wrench allows user to adjust the counterbalance mechanism for easy movement of the monitor. 9.5" horizontal reach from center of pole to front of monitor mounting plate. Displays are able to tilt 180°, swing 180° side-to-side and rotate from landscape to portrait. Supports a 20 lb. load capacity. No maximum monitor width. Minor assembly required.					
 <p>Single Screen Double Extension Arm</p>	MON1SDE	- x - 13-24	7.5	1.2	\$442
Double extension allows 19" of horizontal back and forth movement. Arm folds back to post for more desk space. Displays are able to tilt 180°, swing 180° side-to-side and rotate from landscape to portrait. Supports a 20 lb. load capacity. No maximum monitor width. Minor assembly required.					
 <p>Single Screen Double Extension Arm - Light Duty</p>	M775OLD	5.5 x 4.5-22.7 x 24.4	7.5	1.12	\$512
For use with monitors weighing 5 to 20 lbs. Adjustable counterbalance provides free floating fingertip control. Maximum of 26.7" extension from rear of desk to back of monitor; folds to 4.5". Monitor can rotate 180° for portrait or landscape viewing with -90° to 45° tilt adjustment. Integral monitor weight adjustment gauge. Aluminum die cast construction. VESA plate edge clamp and grommet mount included. Silver finish. Some assembly required. • Also available in Black finish #M7750LDB or White finish #M7750LDW.					
 <p>Single Screen Double Extension Arm with Height Adjustment</p>	MON1SDEH	29.3 x 9.5 x 12.5	8.2	1.1	\$533
Counterbalanced arm provides an additional 12.4" of height adjustment. Double extension allows 19" of horizontal back and forth movement. Easy to use Allen wrench allows user to adjust the counterbalance mechanism for easy movement of the monitor. Displays are able to tilt 180°, swing 180° side-to-side and rotate from landscape to portrait. Cable manager comes on extension arm and hides all cables. Supports a 20 lb. load capacity. No maximum monitor width. Minor assembly required.					

Required specifications

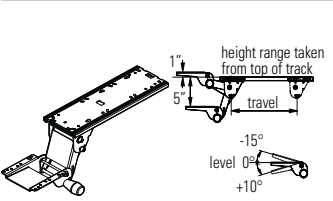
Finish

MONITOR ARMS	MODEL #	DIMENSIONS W x D x H	WT/LB.	CUBIC FT.	LIST PRICE
	M7755MD	5.5 x 4.5-22.7 x 24.4	7.5	1.12	\$548
Single Screen Double Extension Arm - Medium Duty	For use with monitors weighing 10 to 30 lbs. Adjustable counterbalance provides free floating fingertip control. Maximum of 26.7" extension from rear of desk to back of monitor; folds to 4.5". Monitor can rotate 180° for portrait or landscape viewing with -90° to 45° tilt adjustment. Integral monitor weight adjustment gauge. Aluminum die cast construction. VESA plate edge clamp and grommet mount included. Silver finish. Some assembly required. • Also available in Black finish #M7755MDB or White finish #M7755MDW.				
	M7760DSS	26 x 8.4-30.75 x 24.4	7.5	1.3	\$707
Dual Screen Double Extension Arm	For use with monitors weighing 6 to 28 lbs. total and maximum width of 24" diagonal. Adjustable counterbalance provides free floating fingertip control. Maximum of 30.8" extension from rear of desk to back of monitor; folds to 8.4". Monitor can rotate 180° for portrait or landscape viewing with -90° to 45° tilt adjustment. Integral monitor weight adjustment gauge. Aluminum die cast construction. VESA plate edge clamp and grommet mount included. Silver finish. Some assembly required. • Also available in Black finish #M7760DSB or White finish #M7760DSW.				
	MON2SDE	- x - x 12.5	10.7	1.2	\$782
Dual Screen Double Extension Arms	For dual monitor applications. 32" maximum monitor width. Supports a 20 lb. load capacity per screen. Double extension arms reach out up to 19". Top of mounting pole is 12.5"H from worksurface. Easy to use Allen wrench allows user to adjust the counterbalance mechanism for easy movement of the monitor. Displays are able to tilt 180°, swing 180° side-to-side and rotate from landscape to portrait. Minor assembly required.				
	MON2SDEH	- x - x 12.5	12.25	1.2	\$971
Dual Screen Double Extension Arms with Height Adjustment	For dual monitor applications. 35" maximum monitor width. Supports a 20 lb. load capacity per screen. Counterbalanced arms provide an additional 12.4" of height adjustment. Double extension arms reach out up to 23.5". Easy to use Allen wrench allows user to adjust the counterbalance mechanism for easy movement of the monitor. Both arms can be set at the same height. Displays are able to tilt 180°, swing 180° side-to-side and rotate from landscape to portrait. Cable manager comes on extension arm and hides all cables. Minor assembly required.				
	MONQSBM	63.86 x 9.69 x 17.6	18.3	0.7	\$1269
Parabolic Quad Screen Beam Mount	21" maximum monitor width. Supports a 20 lb. load capacity per arm. Two outside single extension arms tilt 180° and swing 180° side-to-side. All displays can be rotated from landscape to portrait. Beam is 63.9"W. Minor assembly required. Bracket for grommet mount only included.				

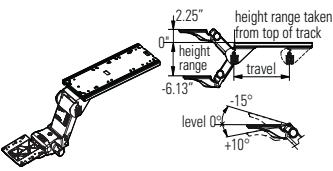
Required specifications
Finish

KEYBOARD TRAYS	MODEL #	DIMENSIONS	WT/LB.	CUBIC FT.	LIST PRICE
 Tray with Sliding Mouse Support	W x D x H				
	KT01	21.3 x 10.5 x 2	7	0.4	\$204
	Mouse surface slides below support for left or right mouse positioning. Keyboard surface is 21"W x 11"D. Mouse surface extends 9" beyond the side of the tray. Compatible with all Global keyboard mechanisms. ABS plastic tray and sliding mouse tray. • Specify mechanism separately, see pages 466-467.				
 27" HDPE Tray	KT27M02	27.5 x 11.5 x 0.38	6	0.4	\$263
	Allows mouse to be easily positioned at the same height as, and to the left or right of the keyboard. Palm rest is easily removable. Includes anti-slip strips. High density polyethylene (HDPE) surface material. Self-skinned urethane (SSU) palm rest. Compatible with all Global keyboard mechanisms. • Specify mechanism separately, see pages 466-467.				
 Tray with Height Adjustable Mouse Support - Black	KTMT03	23 x 11.5 x 2.8	5.8	0.6	\$284
	Low profile tray with highly adjustable mouse support that allows the user to position the mouse surface according to their needs and preferences. Mouse support features include: height adjustment, swivel and tilt. User can easily mount on left or right side of keyboard tray, easily swivel and adjust the height position to maintain neutral postures, and independently adjust the mouse surface tilt so mouse stays on the support when the keyboard tray is tilted. Compatible with all Global keyboard mechanisms. Palm rest is easily removable. Includes mouse fence with cable manager and anti-slip strips. Keyboard tray is 23"W x 11.5"D and mouse support is 11" in diameter. Tray support material a compact phenolic panel, mouse tray in ABS plastic. Plug-in gel-feel foam palm rest. • Specify mechanism separately, see pages 466-467.				

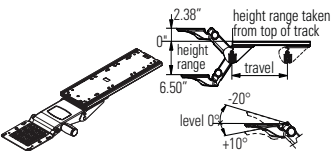
KEYBOARD TRAYS / MECHANISMS	MODEL #	DIMENSIONS	WT/LB.	CUBIC FT.	LIST PRICE
-----------------------------	---------	------------	--------	-----------	------------



Soft Touch Keyboard Support Mechanism



Lift-N-Lock Keyboard Support Mechanism



Slim Fit Keyboard Support Mechanism

	W x D x H			
KSM01-21	9 x 23.8 x 4.3	9.2	0.7	\$203
KSM01-18	7.4 x 19.7 x 3.6	7.6	0.6	\$203
KSM01-12	5 x 13.1 x 2.4	5.1	0.4	\$203

Soft touch knob for simultaneous height and tilt adjustment. Spring-assist mechanism. Positive tilt lockout available by special order with extended lead time. Compatible with all Global keyboard mechanisms. Good for single users who do not adjust their keyboard often.

- KSM01-21 requires 21.75" of depth clearance under the surface for installation.
- KSM01-18 requires 18" of depth clearance under the surface for installation.
- KSM01-12 requires 12" of depth clearance under the surface for installation.
- Specify keyboard tray separately, see page 465.

KSM02-21	9 x 23.8 x 9.7	9.7	0.7	\$266
KSM02-18	7.4 x 19.7 x 8.2	8	0.6	\$266
KSM02-12	5 x 13.1 x 5.4	5.4	0.4	\$266

Knobless height adjustment and independent tilt adjustment. Locks automatically into position with release of tray. Positive tilt lockout available by special order with extended lead time. Compatible with all Global keyboard mechanisms. Good for single users who frequently change positions and for multiple users. Swivels 360°.

- KSM02-21 requires 21.75" of depth clearance under the surface for installation.
- KSM02-18 requires 18" of depth clearance under the surface for installation.
- KSM02-12 requires 12" of depth clearance under the surface for installation.
- Specify keyboard tray separately, see page 465.

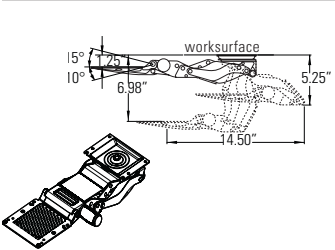
Black				
KSFK-21	7.5 x 23.8 x 4.75	5.4	0.6	\$266
KSFK-18	7.5 x 19.7 x 4.75	5.4	0.5	\$266
KSFK-12	7.5 x 13.1 x 4.75	5.4	0.5	\$266

Warm White				
KSFK-21-W	7.5 x 23.8 x 4.75	5.4	0.7	\$274

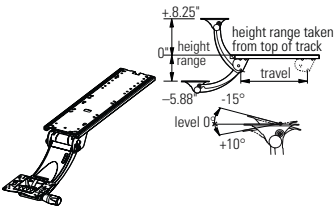
Super slim profile accommodates leg clearance requirements of more users. Knobless height adjustment and independent tilt adjustment. Positive tilt lockout available by special order with extended lead time. Height and depth indicators together in dashboard. Compatible with all Global keyboard mechanisms. Good for single users who frequently change positions and for multiple users. Swivels 360°.

- KSFK-21 requires 21.75" of depth clearance under the surface for installation.
- KSFK-18 requires 18" of depth clearance under the surface for installation.
- KSFK-12 requires 12" of depth clearance under the surface for installation.
- Specify keyboard tray separately, see page 465.

KEYBOARD MECHANISMS	MODEL #	DIMENSIONS	WT/LB.	CUBIC FT.	LIST PRICE
---------------------	---------	------------	--------	-----------	------------



Trackless Keyboard Support Mechanism



Lift-N-Lock Sit-Stand Mechanism

	W x D x H			
Black				
KSTRKLS-B	7.5 x 14.5 x 5.25	5.4	0.3	\$325
Warm White				
KSTRKLS-W	7.5 x 14.5 x 5.25	5.4	0.3	\$325

Super slim profile trackless keyboard mechanism designed to fit worksurfaces such as height adjustable tables and benching systems, where space is limited and conventional track mounted keyboard mechanisms will not fit. Knobless height adjustment and independent tilt adjustment. Positive tilt lockout available by special order with extended lead time. Compatible with all Global keyboard trays.

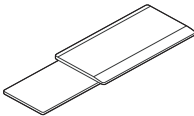
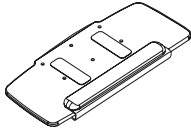
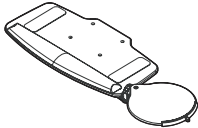
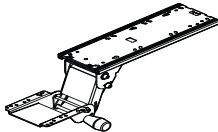
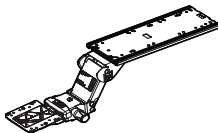


- Specify keyboard tray separately, see page 465.

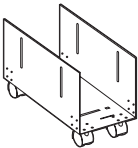
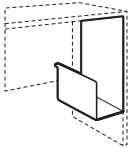
KSM03-21	9 x 23.8 x 9.7	11.8	0.9	\$428
KSM03-18	7.4 x 19.7 x 8	9.7	0.7	\$428
KSM03-12	5 x 13.1 x 5.3	6.5	0.5	\$428

Ergonomic support for both seated and standing positions. Curved neck allows user closer access to the desk. Positive tilt lockout available by special order with extended lead time. Compatible with all Global keyboard mechanisms. Recommended for single users who alternate between sitting and standing. Swivels 360°.

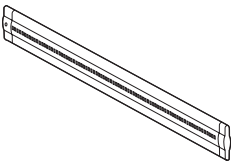
- KSM03-21 requires 21.75" of depth clearance under the surface for installation.
- KSM03-18 requires 18" of depth clearance under the surface for installation.
- KSM03-12 requires 12" of depth clearance under the surface for installation.
- Specify keyboard tray separately, see page 465.

KEYBOARD SUPPORT PACKAGES

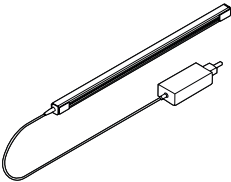
<p>Packages consist of a keyboard tray with mouse support, keyboard mechanism and a 21.75" glide track which requires 21.75" of depth clearance under the surface for installation.</p> <p>Contact Customer Service for 18" and 12" glide track package pricing.</p>		KT01		KT27M02		KTMT03
		KP0101 \$407	KP0102 \$466	KP0103 \$487		
		KP0201 \$470	KP0202 \$529	KP0203 \$550		
		KPSF01 \$470	KPSF02 \$529	KPSF03 \$550		
		KP0301 \$632	KP0302 \$691	KP0303 \$712		

CPU HOLDERS	MODEL #	DIMENSIONS W x D x H	WT/LB.	CUBIC FT.	LIST PRICE
 <p>CPU Holder on Casters</p>	PCPU-HC	5.5-9 x 15 x 9.25	8	0.45	\$149
	Adjusts 5.5" - 9." in width. Front locking casters. Assembly hardware included. Height without CPU is 9.25". Depth without CPU is 15". Black only.				
 <p>Power Park CPU Holder</p>	PCPU-HO	5-11 x 15 x 18	11.5	1	\$123
	Desk mounted CPU holder. Adjusts 5" - 11" in width. Mounting hardware included. Height without CPU is 18". Depth without CPU is 15". Black only.				


CPU HOLDER	MODEL #	DIMENSIONS	WT/LB.	CUBIC FT.	LIST PRICE
 CPU Holder on Glide Track		W x D x H			
	PCPU-GT	3.5 x 9.3 x 13.5	12.6	1.4	\$281
	Accepts tower CPUs with widths from 3.5" to 9.3" and heights from 12.5" to 22.5". 17" glide track and 360° swivel for easy access to rear of CPU. Steel and engineered resin construction.				



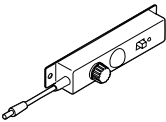
LED Task Light



Starter LED Task Light



Add-On LED Task Light



Occupancy Sensor

MODEL #	DIMENSIONS W x D x H	WT/LB.	CUBIC FT.	LIST PRICE
PLED30	15.5 x 1.5 x 0.5	2	0.5	\$344
PLED50	23.5 x 1.5 x 0.5	2	0.5	\$396
PLED100	43.5 x 1.5 x 0.5	3	0.5	\$461

Energy efficient LED. Ultra slim design. Suitable for hanging under hutch or wallhung units. 6' power cord.

PLEDS240	22.9 x 0.94 x 0.79	3	0.13	\$145
PLEDS360	33.5 x 0.94 x 0.79	3	0.16	\$167
PLEDS480	45.5 x 0.94 x 0.79	3	0.21	\$186

Undercabinet slim profile LED linear light fixture with lens and On/Off switch. May be used as stand-alone or extended with add-on section below (PLEDAxxx). Plug-in power supply with 72" cord length plus 78" DC cable. Magnetic attachment integral to light for mounting to steel units; for mounting to laminate units, additional steel mounting plates are required and included. Light enclosure in clear anodizing finish. Color temperature cool White 4000K. Lifespan rate 30,000 hours.

	PLEDS240	PLEDS360	PLEDS480
Nominal size	24"W	36"W	48"W
Number of LEDs	36	54	72
Total light output (lumens)	580	780	1150
Power input per light (watts)	9	13.5	18


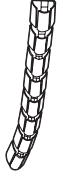
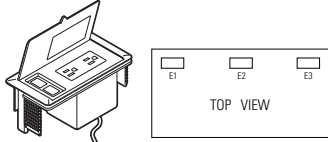
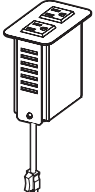
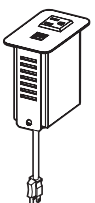
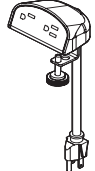
PLEDA240	22.9 x 0.94 x 0.79	3	0.13	\$118
PLEDA360	33.5 x 0.94 x 0.79	3	0.16	\$140
PLEDA480	45.5 x 0.94 x 0.79	3	0.21	\$158



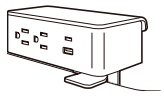
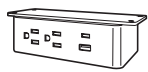
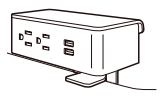
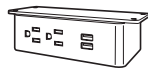
Undercabinet slim profile LED linear add-on light fixture with lens. Daisy chain unit with 39" linking cable, no power supply. Add-on units can only be linked up to a total of 48 watts per power supply; this is equivalent to 10 feet of nominal length of light per power supply. Magnetic attachment integral to light for mounting to steel units; for mounting to laminate units, additional steel mounting plates are required and included. Light enclosure in clear anodizing finish. Color temperature cool White 4000K.

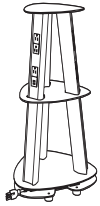
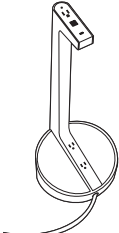
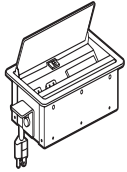
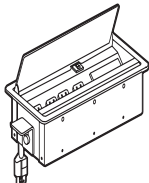

	PLEDA240	PLEDA360	PLEDA480
Nominal size	24"W	36"W	48"W
Number of LEDs	36	54	72
Total light output (lumens)	580	780	1150
Power input per light (watts)	9	13.5	18









PLEDOS	4.4 x 0.93 x 1.3	3	0.02	\$59
--------	------------------	---	------	------






Inline add-on controller for dimming and occupancy sensor.




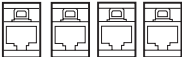
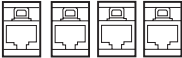
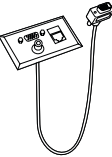


POWER / DATA	MODEL #	DIMENSIONS W x D x H	WT/LB.	CUBIC FT.	LIST PRICE
 <p>Cable Snake</p>	PCSN01	3 x 2 x 31.25	2.1	0.2	\$115
	Flexible cable management. Provides access to power/data from floor to underside of worksurface where it attaches. Two pathways within cable snake. Length under desk is 31.25". Silver plastic only.				
 <p>Cable Snake Extension</p>	PCSN01E	3 x 2 x 18	2.1	0.2	\$92
	Extension kit to use with cable snake PCSN01. Additional 8 links extend cable snake up to 49" in length. Ideal for height adjustable tables. Silver plastic only.				
 <p>Power/Data Block</p>	PMSPDM	6.5 x 3.5 x 2.75	2	0.1	\$268
	Worksurface power and data module. Two power receptacles and two data receptacles. Specify position and Add \$91 for cut-out in worksurface. Corresponding cut-out options are E1, E2 or E3. Black only. 9' cord. Cut-out dimensions: 5.95" x 2.75".				
 <p>Cove Mini Power Block</p>	PSCOVSM2B	2.25 x 3.75 x 3.12	2.35	0.5	\$313
	PSCOVSM2S	2.25 x 3.75 x 3.12	2.35	0.5	\$313
 <p>Cove Mini Power/USB Block</p>	PSCOVSIUB	2.25 x 3.75 x 3.12	2.35	0.5	\$494
	PSCOVSIUS	2.25 x 3.75 x 3.12	2.35	0.5	\$494
 <p>Mini Adapt Power Module</p>	PEUTEM	3.8 x 3 x 2	1	0.18	\$158
	Two power receptacles. Attaches to edge of table or desk through grommet hole. 6' Black cord. Black only.				


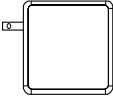



POWER / DATA	MODEL #	DIMENSIONS W x D x H	WT/LB.	CUBIC FT.	LIST PRICE
 <p>DPC Slim Desktop 2 Power/USB-A and -C</p>	PSDPC22W	4.88 x 2.25 x 2.25	2.5	0.5	\$449
	Desktop power center with two 15A tamper resistant power receptacles, one USB-A port and one USB-C port (provides 3.1A). 10' cord with molded plug. Includes three mounting options: a screw-in mounting plate for forward facing outlets; under surface mount bracket; or a clamp mounting kit for 0.5"-1.5" thick surfaces. Gloss White body with Grey face.				
 <p>DPC Slim Desktop 3 Power/USB-A and -C</p>	PSDPC32W	6 x 2.25 x 2.25	2.6	0.5	\$586
	Desktop power center with three 15A tamper resistant power receptacles, one USB-A port and one USB-C port (provides 3.1A). 10' cord with molded plug. Includes three mounting options: a screw-in mounting plate for forward facing outlets; under surface mount bracket; or a clamp mounting kit for 0.5"-1.5" thick surfaces. Gloss White body with Grey face.				
 <p>Clamp Mount 2 Power/USB-A and -C</p>	PS3525057	5.5 x 3.2 x 3	3	0.2	\$695
	PS3525002	5.5 x 3.2 x 3	3	0.2	\$695
 <p>Under Mount 2 Power/USB-A and -C</p>	PS3526057	5.5 x 2.8 x 1.8	3.2	0.2	\$695
	PS3526002	5.5 x 2.8 x 1.8	3.2	0.2	\$695
 <p>Clamp Mount 2 Power/2 USB-A</p>	PS305057	5.5 x 3.2 x 3	3.01	0.05	\$537
	PS305002	5.5 x 3.2 x 3	3.01	0.05	\$537
 <p>Under Mount 2 Power/2 USB-A</p>	PS305157	5.5 x 2.8 x 1.8	3.2	0.05	\$468
	PS305102	5.5 x 2.8 x 1.8	3.2	0.05	\$468

POWER / DATA	MODEL #	DIMENSIONS	WT/LB.	CUBIC FT.	LIST PRICE
 <p>Isle Power Tower</p>		W x D x H			
	PTISL96GB	18 x 18 x 25.5	28	6.5	\$3573
	PTISL96GW	18 x 18 x 25.5	28	6.5	\$3573
	PTISL96SP	18 x 18 x 25.5	28	6.5	\$3573
Includes twelve (12) 110V power outlets and six (6) rapid charge USB ports. 9' cord with molded plug. Available in Gloss Black (GB), Gloss White (GW) and Silver Pearl (SP) as indicated by last letter of model number.					
 <p>Vesta Portable Power Tower</p>	PPVST3WF	12 x 12 x 28.25	10	4.3	\$2113
	Includes three 110V power outlets (one on top, two on base), two USB-A and one USB-C charging ports. 10' cord with plug. Matte White finish with Fog inserts.				
 <p>Power/Data Block</p>	PLCTM101B	9 x 5.5 x 3.5	6	0.3	\$369
	PLCTM101T	9 x 5.5 x 3.5	6	0.33	\$369
Power only included, specify telecom options separately, see page 476. Includes two simplex outlets on top and one on bottom. 10' cord. Includes one telecom knockout. Available in Black (B) and Tungsten (T) - indicated by last letter of model number. Surface access door. Corresponding cut-out options are A1, A2 or A3. Cut-out dimensions: 8.6" x 4.8". • <i>Cannot be daisy-chained.</i>					
 <p>Power/Data Block</p>	PLCTM102B	12 x 5.5 x 3.5	5	0.67	\$449
	PLCTM102T	12 x 5.5 x 3.5	5	0.67	\$449
Power only included, specify telecom options separately, see page 476. Includes four simplex outlets on top and one on bottom. 10' cord. Includes one telecom knockout. Available in Black (B) and Tungsten (T) - indicated by last letter of model number. Surface access door. Corresponding cut-out options are J1, J2 or J3. Cut-out dimensions: 11.55" x 4.8". • <i>Cannot be daisy-chained.</i>					
 <p>Voice/Data Block</p>	PLRTM101B	11 x 4.3 x 3.5	4.65	0.67	\$484
	PLRTM101T	11 x 4.3 x 3.5	4.65	0.67	\$484
Power only included, specify telecom options separately, see page 476. Includes one duplex outlet on top (two receptacles) and one simplex on the bottom. 10' cord. Includes one telecom knockout. Available in Black (B) and Tungsten (T) - indicated by last letter of model number. Surface access door. Corresponding cut-out options are K1, K2 or K3. Cut-out dimensions: 10.5" x 3.625". • <i>Cannot be daisy-chained.</i>					

POWER / DATA	MODEL #	DIMENSIONS W x D x H	WT/LB.	CUBIC FT.	LIST PRICE
 <p>Voice/Data Block</p>	PLRTM202B	11 x 6.8 x 3.5	7	0.67	\$563
	PLRTM202T	11 x 6.8 x 3.5	7	0.67	\$563
<p>Power only included, specify telecom options separately, see page 476. Includes two duplex outlets on top (four receptacles) and one simplex on the bottom. 10' cord. Includes two telecom knockouts. Available in Black (B) and Tungsten (T) - indicated by last letter of model number. Surface access doors. Corresponding cut-out options are U1, U2 or U3. Cut-out dimensions: 10.5" x 6.125".</p> <ul style="list-style-type: none"> • <i>Cannot be daisy-chained.</i> 					
  <p>Power/USB Block</p>	PM101USBB	11 x 4.3 x 3.5	6	0.3	\$622
	PM101USBT	11 x 4.3 x 3.5	6	0.3	\$622
<p>Power module with recessed door. Includes one duplex with two AC outlets and two USB-A charging ports, one telecom knockout and one simplex convenience plug on the bottom of the unit. 10' power cord. Available in Black (B) or Tungsten (T) as indicated by last character of model number. Duplex is White finish only. Corresponding cut-out options are K1, K2 or K3. Cut-out dimensions: 10.5" x 3.625".</p> <ul style="list-style-type: none"> • <i>Cannot be daisy-chained.</i> 					
  <p>Power/USB Block</p>	PM202USBB	11 x 6.8 x 3.5	7	0.67	\$696
	PM202USBT	11 x 6.8 x 3.5	7	0.67	\$696
<p>Power module with recessed doors. Includes one duplex with two AC outlets and one duplex with two AC outlets and two USB-A charging ports, two telecom knockouts and one simplex convenience plug on the bottom. 10' power cord. Available in Black (B) or Tungsten (T) as indicated by last character of model number. Duplexes are White finish only. Corresponding cut-out options are U1, U2 or U3. Cut-out dimensions: 10.5" x 6.125".</p> <ul style="list-style-type: none"> • <i>Cannot be daisy-chained.</i> 					
  <p>Power/USB Block</p>	PFPD400RB	11 x 6.8 x 3.4	8.5	0.67	\$1003
	PFPD400RT	11 x 6.8 x 3.4	8.5	0.67	\$1003
<p>Power module with recessed doors. Includes four duplexes: two AC only duplexes and two USB-A duplexes (each with two AC outlets and two USB-A charging ports) and one simplex on the bottom. Total of eight power outlets, four USB-A charging ports and one convenience plug on the bottom of the unit. 10' power cord. Box available in Black (B) or Tungsten (T) as indicated by last character of model number. Duplexes are White finish only. Corresponding cut-out options are U1, U2 or U3. Cut-out dimensions: 10.5" x 6.125".</p> <ul style="list-style-type: none"> • <i>Cannot be daisy-chained.</i> 					
 <p>Oasis Mini A Power Block</p>	OAM-A-PC-B	15 x 9 x 5.25	16	1.53	\$2572
	OAM-A-PC-S	15 x 9 x 5.25	16	1.53	\$2572
<p>15" trough with six power receptacles, two telecom plate cut-outs (telecom plates sold separately - see page 476) and two 9' 3-prong plugs. M1, M2 or M3 cut-out(s) must be specified on conference table (see product notes section for more details and cut-out upcharge). Available in Black (B) or Silver Pearl (S) as indicated by last character of model number. Cut-out dimensions: 14.12" x 8.25".</p> <ul style="list-style-type: none"> • <i>Cannot be daisy-chained.</i> 					

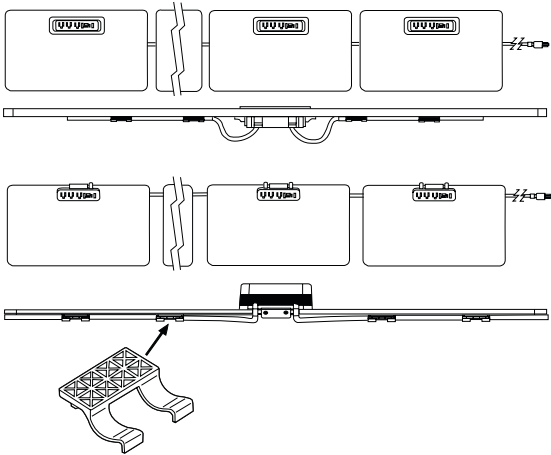
POWER / DATA	MODEL #	DIMENSIONS	WT/LB.	CUBIC FT.	LIST PRICE
 <p>Single Sided Recessed Power Block</p>		W x D x H			
	PRTMCS401B	10.78 x 4.22 x 4.86	4.3	0.51	\$578
	PRTMCS401T	10.78 x 4.22 x 4.86	4.3	0.51	\$578
	PRTMCS401W	10.78 x 4.22 x 4.86	4.3	0.51	\$578
<p>Single sided recessed power block with one regular power duplex and one data knockout on top; one power duplex on bottom. 10' power cord with straight plug. Specify telecom options separately, see page 476. Available in Black (B), Tungsten (T) or White (W) as indicated by last letter of model number. Duplexes always Grey. Corresponding cut-out options are R1, R2, R3 or RS.</p> <ul style="list-style-type: none"> • <i>Cannot be daisy-chained.</i> 					
 <p>Single Sided Recessed Power Block - USB-A + USB-C</p>	PRTMCS421B	10.78 x 4.22 x 4.86	4.5	0.51	\$759
	PRTMCS421T	10.78 x 4.22 x 4.86	4.5	0.51	\$759
	PRTMCS421W	10.78 x 4.22 x 4.86	4.5	0.51	\$759
<p>Single sided recessed power block with one power/USB-A/USB-C duplex and one data knockout on top; one power duplex on bottom. USB -A port charges max 2.4 amps at 5V and USB-C port charges max 3 amps at 5V. 10' power cord with straight plug. Specify telecom options separately, see page 476. Available in Black (B), Tungsten (T) or White (W) as indicated by last letter of model number. Duplexes always Grey (duplex with USB ports is glossy finish). Corresponding cut-out options are R1, R2, R3 or RS.</p> <ul style="list-style-type: none"> • <i>Cannot be daisy-chained.</i> 					
 <p>Double Sided Recessed Power Block</p>	PRTMCD602B	10.78 x 6.22 x 4.86	5.9	0.51	\$660
	PRTMCD602T	10.78 x 6.22 x 4.86	5.9	0.51	\$660
	PRTMCD602W	10.78 x 6.22 x 4.86	5.9	0.51	\$660
<p>Double sided recessed power block with two regular power duplexes and two data knockouts on top; one power duplex on bottom. 10' power cord with straight plug. Specify telecom options separately, see page 476. Available in Black (B), Tungsten (T) or White (W) as indicated by last letter of model number. Duplexes always Grey. Corresponding cut-out options are T1, T2, T3 or TS.</p> <ul style="list-style-type: none"> • <i>Cannot be daisy-chained.</i> 					
 <p>Double Sided Recessed Power Block - USB-A + USB-C</p>	PRTMCD622B	10.78 x 6.22 x 4.86	6.1	0.51	\$831
	PRTMCD622T	10.78 x 6.22 x 4.86	6.1	0.51	\$831
	PRTMCD622W	10.78 x 6.22 x 4.86	6.1	0.51	\$831
<p>Double sided recessed power block with one regular power duplex, one power/USB-A/USB-C duplex and two data knockouts on top; one power duplex on bottom. USB -A port charges max 2.4 amps at 5V and USB-C port charges max 3 amps at 5V. 10' power cord with straight plug. Specify telecom options separately, see page 476. Available in Black (B), Tungsten (T) or White (W) as indicated by last letter of model number. Duplexes always Grey (duplex with USB ports is glossy finish). Corresponding cut-out options are T1, T2, T3 or TS.</p> <ul style="list-style-type: none"> • <i>Cannot be daisy-chained.</i> 					
 <p>Double Sided Recessed Power Block - USB-A + USB-C</p>	PRTMCD642B	10.78 x 6.22 x 4.86	6.3	0.51	\$1001
	PRTMCD642T	10.78 x 6.22 x 4.86	6.3	0.51	\$1001
	PRTMCD642W	10.78 x 6.22 x 4.86	6.3	0.51	\$1001
<p>Double sided recessed power block with two power/USB-A/USB-C duplexes and two data knockouts on top; one power duplex on bottom. USB -A port charges max 2.4 amps at 5V and USB-C port charges max 3 amps at 5V. 10' power cord with straight plug. Specify telecom options separately, see page 476. Available in Black (B), Tungsten (T) or White (W) as indicated by last letter of model number. Duplexes always Grey (duplex with USB ports is glossy finish). Corresponding cut-out options are T1, T2, T3 or TS.</p> <ul style="list-style-type: none"> • <i>Cannot be daisy-chained.</i> 					

POWER / DATA	MODEL #	DIMENSIONS	WT/LB.	CUBIC FT.	LIST PRICE
	W x D x H				
	PTEL01	3.25 x 2 x -	0.01	0.05	\$319
Telecom Plate - 2 x 6	Includes 2 x RJ45 cat 6 data jacks. Black telecom plate. To be hardwired by data contractor.				
	PTEL12	3.25 x 2 x -	1	0.1	\$319
	Includes 2 x RJ45 cat 6 data jacks. Grey telecom plate. To be hardwired by data contractor.				
	PTEL02	3.25 x 2 x -	0.01	0.05	\$314
	Includes 1 x RJ11 cat 3 phone jack and 2 x RJ45 cat 6 data jacks. Black telecom plate. To be hardwired by data contractor.				
	PTEL03	3.25 x 2 x -	0.01	0.05	\$578
	Includes 4 x RJ45 cat 6 data jacks. Black telecom plate. To be hardwired by data contractor.				
	PTEL13	3.25 x 2 x -	0.01	0.03	\$578
	Includes 4 x RJ45 cat 6 data jacks. Grey telecom plate. To be hardwired by data contractor.				
	PTEL04	3.25 x 2 x -	0.01	0.05	\$400
	Includes 1 x RJ45 cat 6 data jack, mini stereo and 15 pin HD VGA with female to male connector cable. Black telecom plate. To be hardwired by data contractor.				
	PTEL05	3.25 x 2 x -	0.01	0.05	\$745
	Includes mini stereo, 15 pin HD VGA with female to male connector cable and HDMI with female to female connector cable. Black telecom plate.				
	PTEL14	3.25 x 2 x -	1	0.1	\$745
	Includes mini stereo, 15 pin HD VGA with female to male connector cable and HDMI with female to female connector cable. Grey telecom plate.				

POWER / DATA	MODEL #	DIMENSIONS	WT/LB.	CUBIC FT.	LIST PRICE
<div><p>Telecom Plate - 1 USB-C and 1 USB-A</p></div> <div><p>Powered USB Transformer</p></div> <div><p>Telecom Plate - 2 USB-A</p></div> <div><p>Telecom Plate - 2 RJ45 and 1 HDMI</p></div> <div><p>Telecom Plate - 1 HDMI and 1 USB-A</p></div>	W x D x H				
	PTEL08	3.25 x 2 x -	1	0.1	\$277
	Includes one USB-C port with 20" male pigtail and one USB-A port with 72" pigtail. Requires powered USB transformer (model PUSBTRSF), to be ordered separately. Grey telecom plate.				
	PUSBTRSF	3.25 x 2 x -	1	0.03	\$183
	Provides power for PTEL08 - 25w, 100-240 VAC, 5-9VDC one USB-C and two USB-A female ports.				
	PTEL09	3.25 x 2 x -	1	0.1	\$372
	Includes two USB-A ports each with 72" patchcord. Grey telecom plate.				
	PTEL10	3.25 x 2 x -	1	0.1	\$765
	Includes two RJ45 Cat 6 data jacks and one HDMI with 36" male pigtail; female/female gender changer. Grey telecom plate.				
	PTEL11	3.25 x 2 x -	1	0.1	\$609
	Includes one HDMI female/female with 36" patchcord and one USB-A with 72" patchcord. Grey telecom plate.				

POWER SOLUTIONS FOR FLEXIBLE SPACES

- Perfect for training areas, meeting rooms, in-office workstations and more; Code compliant that allows users to optimize any space providing convenient power access.
- Connect up to four units from a single infeed, delivering AC power and USB charging to the table tops.
- Two styles are available: in-surface modules or on-surface modules.
- Starter modules include 10' corded infeed with 3-prong NEMA plug.
- Touch safe easy to use connectors from module to module with added latch to prevent unintended separation.
- Each module features three tamper-resistant receptacles, USB-A and USB-C charging ports.
- Overall maximum length joined together not to exceed 48.5 feet per infeed.
- UL listed to **UL962A SD**, the standard for furniture power distribution units on portable/movable workspace tables.
- Certified to CSA standard **C22.2 No. 203-16**.
- When ordering in-surface modules be sure to select corresponding cut-out options when specifying tables. Specify **MPS** for a single centered cut-out on the approach side of the table or **MPD** for two cut-outs in the left and right hand positions. Upcharge will apply per cut-out.
Cut-outs are available on the following series: **2gether tables, Bungee rectangular fixed and flip-top tables, Bungee SL tables, ConnecTables, Adventure study carrels and Zook rectangular and flip-top tables**. Surface must be a minimum of 1/2" to a maximum of 1 1/2" thick for proper mounting of the units.
- On-surface modules come with a clamp mount that will accommodate any material from 1/2" to 1 1/2" thick; additional brackets are also included for alternate screw in mounting options that can accommodate vertical or horizontal positions.
- In-surface cut-out dimensions: 7.15" x 2.25".



MODPOWER DAISY-CHAIN SOLUTION



ModPower In-Surface Starter Unit



ModPower In-Surface Middle Unit



ModPower In-Surface End Unit

	W x D x H			
PMDSF10MG	7.63 x 2.75 x 2.63	3.44	1	\$597
PMDSF10WH	7.63 x 2.75 x 2.63	3.44	1	\$597




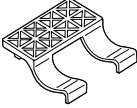

Includes infeed, one 10' cord with NEMA plug and one 3' connector cord. Unit is equipped with three 15A tamper-resistant receptacles, one USB-A and one USB-C charging ports, and a circuit breaker. Four cable management cord clips included. Specify corresponding cut-out code when ordering table: single centered cut-out (**MPS**) or two cut-outs in left and right positions (**MPD**). Available in Magnesium (**MG**) or White (**WH**) finish as indicated by last characters of model number.

PMDCF3MG	7.63 x 2.75 x 2.63	2.44	2.44	\$562
PMDCF3WH	7.63 x 2.75 x 2.63	2.44	1	\$562

Includes two 3' connector cords. Unit is equipped with three 15A rated 12A tamper-resistant receptacles, one USB-A and one USB-C charging ports, and a circuit breaker. Four cable management cord clips included. Specify corresponding cut-out code when ordering table: single centered cut-out (**MPS**) or two cut-outs in left and right positions (**MPD**). Available in Magnesium (**MG**) or White (**WH**) finish as indicated by last characters of model number.

PMDEF3MG	7.63 x 2.75 x 2.63	1.85	1	\$494
PMDEF3WH	7.63 x 2.75 x 2.63	1.85	1	\$494

Includes one 3' connector cord. Unit is equipped with three 15A rated 12A tamper-resistant receptacles, one USB-A and one USB-C charging ports, and a circuit breaker. Two cable management cord clips included. Specify corresponding cut-out code when ordering table: single centered cut-out (**MPS**) or two cut-outs in left and right positions (**MPD**). Available in Magnesium (**MG**) or White (**WH**) finish as indicated by last characters of model number.

MODPOWER MODULES	MODEL #	DIMENSIONS	WT/LB.	CUBIC FT.	LIST PRICE
 <p>ModPower On Surface Starter Unit</p>		W x D x H			
	PMDSA10MG	6.13 x 1.75 x 2.5	4.33	1	\$631
	PMDSA10WH	6.13 x 1.75 x 2.5	4.33	1	\$631
 <p>ModPower On Surface Middle Unit</p>					
	PMDCA3MG	6.13 x 1.75 x 2.5	3.3	1	\$597
	PMDCA3WH	6.13 x 1.75 x 2.5	3.33	1	\$597
 <p>ModPower On Surface End Unit</p>					
	PMDEA3MG	6.13 x 1.75 x 2.5	2.75	1	\$528
	PMDEA3WH	6.13 x 1.75 x 2.5	2.75	1	\$528
 <p>ModPower Cable Management Clips</p>					
	PMDCLIPS	2.6 x 2.5 x 0.6	0.3	0.2	\$102
 <p>ModPower Interconnecting Jumper</p>					
	PMDJ36BK	36 x - x -	1.38	0.9	\$329

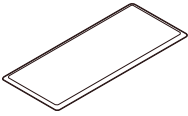







Includes infeed, one 10' cord with NEMA plug and one 3' connector cord. Unit is equipped with three 15A tamper-resistant receptables, one USB-A and one USB-C charging ports, and a circuit breaker. Includes edge clamp and three other mounting methods. Four cable management cord clips included. Available in Magnesium (**MG**) or White (**WH**) finish as indicated by last characters of model number.

Includes two 3' connector cords. Unit is equipped with three 15A rated 12A tamper-resistant receptables, one USB-A and one USB-C charging ports, and a circuit breaker. Includes edge clamp and three other mounting methods. Four cable management cord clips included. Available in Magnesium (**MG**) or White (**WH**) finish as indicated by last characters of model number.

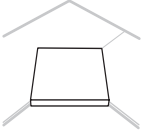
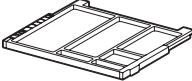
Includes one 3' connector cord. Unit is equipped with three 15A rated 12A tamper-resistant receptables, one USB-A and one USB-C charging ports, and a circuit breaker. Includes edge clamp and three other mounting methods. Two cable management cord clips included. Available in Magnesium (**MG**) or White (**WH**) finish as indicated by last characters of model number.

Package of 10 clips.

Interconnection jumper cord to add an additional 3' of cord length between in-surface and on-surface ModPower units. 3' cord with male and female connector. Package of 2 jumpers.

OFFICE ACCESSORIES	MODEL #	DIMENSIONS	WT/LB.	CUBIC FT.	LIST PRICE
		W x D x H			
	PAFM3018	29.4 x 17.63 x 0.75	4.4	0.3	\$136
	PAFM4820	48 x 20.5 x 0.75	7.7	0.59	\$210
	Polyurethane anti-fatigue mat offers increased comfort and help reduce strain when standing. Tapered no-curl edges prevent tripping hazards. Anti-slip backing suitable for low pile carpets or hard flooring. Black only.				
	PEWM5.5	66 x 2 x 2	0.6	0.1	\$136
	PEWM5	60 x 2 x 2	0.6	0.1	\$114
	PEWM4.5	54 x 2 x 2	0.5	0.1	\$103
	PEWM4	48 x 2 x 2	0.5	0.1	\$89
	PEWM3.5	42 x 2 x 2	0.4	0.1	\$80
	PEWM3	36 x 2 x 2	0.4	0.1	\$70
	PEWM2.5	30 x 2 x 2	0.3	0.1	\$55
	PEWM2	24 x 2 x 2	0.3	0.1	\$46
	PEWM1.5	18 x 2 x 2	0.2	0.1	\$34
	PEWM1	12 x 2 x 2	0.2	0.1	\$25
	Plastic tray flexes to receive and hold electrical and data wires. Quickly attaches with two strips of double-sided tape. Black only.				
	PEVWM	22 x 2 x 2	0.3	0.1	\$46
	From underside of worksurface to bottom panel. Capable of holding electrical and data wires in a vertical position. Black only. Attaches with two strips of double-sided tape.				
	PCOS3	25 x 25 x 60	8	14.21	\$186
	PCOS2	25 x 25 x 60	8	14.21	\$186
	Square tube metal frame. Four Chrome double hooks. Adjustable glides. <ul style="list-style-type: none">• PCOS2 is finished in Black.• PCOS3 is finished in Chrome.				
	PCT	25 x 25 x 65	6	3	\$228
	Four satin brass double hooks. Available in the following finishes: Absolute (AAM), Black (BKM), Cherry (ACM), English Oak (EOM), Espresso Cafe (ECM), Gray (HGM), Honey (AHM), Maple (AVM), Medium Walnut (MWM), Night (ASM), Sandy Beach (SBM), Shaker Cherry (SKM), Tiger Fruitwood (TFM), Tiger Mahogany (TMM), Tiger Walnut (TWM), WC Cream (WTM), White (WHM) and Winter Cherry (WCM).				

Required specifications
Finish*

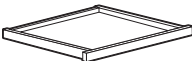

OFFICE ACCESSORIES	MODEL #	DIMENSIONS	WT/LB.	CUBIC FT.	LIST PRICE
 <p>Corner Keyboard Plate*</p>		W x D x H			
	PEEOCKS	18 x 18 x 1.12	6	0.3	\$79
 <p>Pencil Drawer</p>					
	PEEPD	22.5 x 15 x 1.5	2	0.7	\$145
<p>Converts two 1" thick worksurfaces at 90° into a keyboard support corner. Finished in Black (BLK) or Tungsten (TUN) epoxy coating.</p>					
<p>Black ABS plastic. Provides space for writing instruments and small items at the workspace. Attaches to underside of any 24"D and 30"D worksurface with included roller slides. There are no specifications for Pencil Drawer.</p> <ul style="list-style-type: none"> • May be used with all Casegoods. 					

CENTER DRAWERS

NOTES:

- Center drawers must be dealer or end user installed. Drawers do not fill entire center space opening.
- Approximate kneespace widths are:

30" x 60" DP	25.5"	30" x 66" DP	31.5"
30" x 72" DP	37.5"	30" x 66"/20" x 40" L	22.5"
30" x 66"/24" x 48" L	24.5"	36" x 72"/24" x 48" L	30.5"

CENTER DRAWERS	MODEL #	DIMENSIONS	WT/LB.	CUBIC FT.	LIST PRICE
 <p>Center Drawer*</p>		W x D x H			
	CD28	28 x 18 x 3	5	1	\$248
 <p>Flat Bracket</p>					
	M393	4.5 x 3.12 x 0.25	1	1	\$16
<p>Laminate drawer front is attached to a 4-sided frame. Recommended for use on 36" x 72" desks. Specify finish from list available in each series.</p>					
<p>Used as a mending plate to give additional worksurface support.</p>					

Required specifications

Finish*