


# 1

Units must be securely fastened to floor to prevent tipping over which could result in serious personal injury. Hardware selection should be made by installer, based on flooring material. Fastening hardware not included.

L'unité doit être fixée solidement au sol pour éviter des blessures graves. La sélection du matériel de fixation doit être effectuée par l'installateur, en fonction du revêtement de sol. Matériel de fixation non inclus.




# 4




Screws: 1/4"-20 x 7/8", flat head  
Vis: 1/4 po - 20 x 7/8 po, tête plate


# 2




# 3



# 5



# 6



## Assembly Instructions for Pedestal Base Instructions de montage pour base de piédestal



DO NOT ASSEMBLE BASE  
WITH CHAIR TOP ATTACHED

NE PAS ASSEMBLER LA  
BASE AVEC LE SIÈGE FIXÉ

