

Zira Boardroom Tables

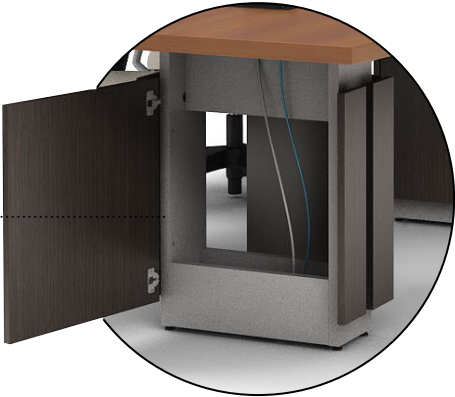

Effective April 2024

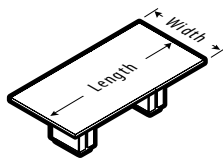


DESIGN GUIDE

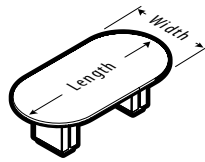
desking + tables



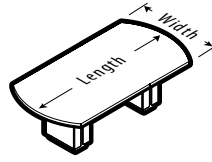




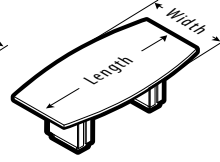
Rectangular




Race Track



Bow End



Boat-Shaped



Wedge

Length Width

• 2 Bases

96"	48"					
	60"					

• 3 Bases

All tops are standard in two pieces. Wood grain Laminate finishes may NOT align where the two tops join.

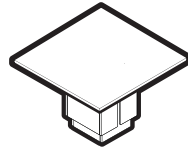
120"	48"					
	60"					
144"	48"					
	60"					
168"	48"					
	60"					

• 4 Bases

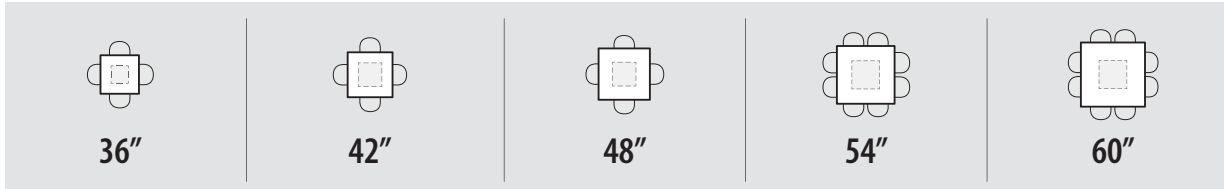
All tops are standard in three pieces. Wood grain Laminate finishes may NOT align where the two tops join.

192"	48"					
	60"					
216"	48"					
	60"					
240"	48"					
	60"					
264"	48"					
	60"					
288"	48"					
	60"					

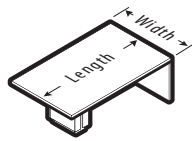
Conference Tables - Shapes and Sizes




Square



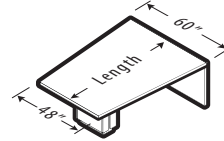
Media Tables - Shapes and Sizes



Rectangular Island




"D" Island



Wedge Island

Collaborative - Shapes and Sizes

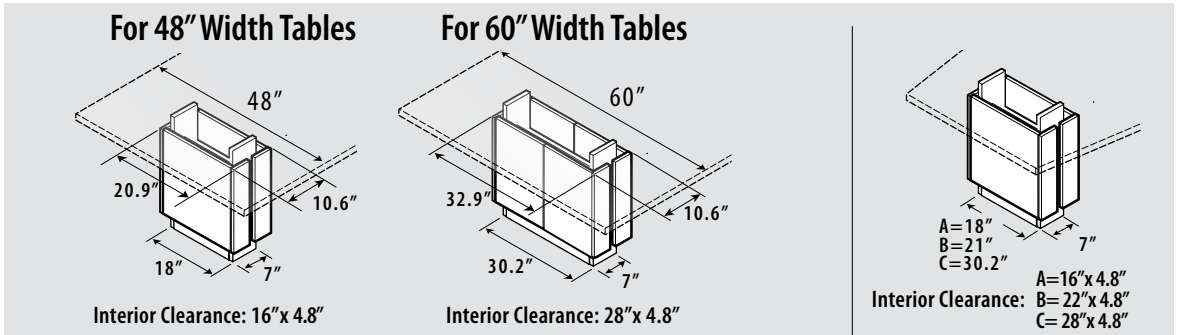
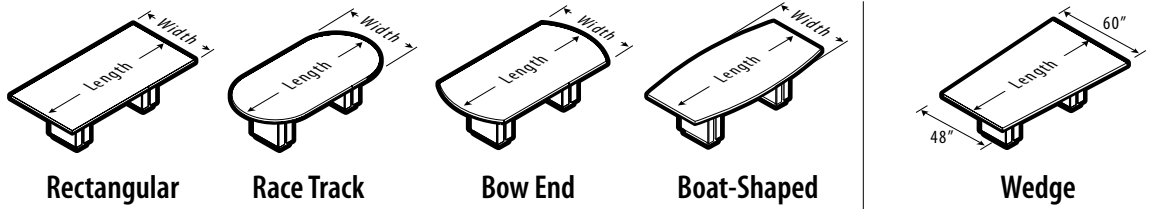


Length Width Height

Length Width Height

Length	Width	Height	Rectangular Island	"D" Island	Wedge Island
60"	48"	29" 36" 42"			
	60"	29" 36" 42"			
72"	48"	29" 36" 42"			
	60"	29" 36" 42"			
84"	48"	29" 36" 42"			
	60"	29" 36" 42"			
96"	48"	29" 36" 42"			
	60"	29" 36" 42"			

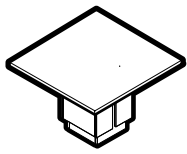
Length	Width	Height	Collaborative
72"	36"	29" 36" 42"	
	48"	29" 36" 42"	
84"	36"	29" 36" 42"	
	48"	29" 36" 42"	
96"	36"	29" 36" 42"	
	48"	29" 36" 42"	



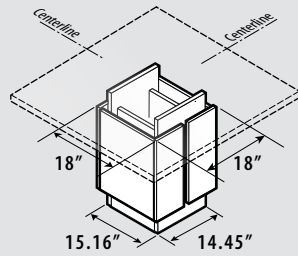
# Bases	Length	Width	48" Width Tables	60" Width Tables
2 Bases	96"	48"		
		60"		
3 Bases	120"	48"		
		60"		
	144"	48"		
		60"		
4 Bases	168"	48"		
	192"	48"		
	216"	48"		
	240"	48"		
	264"	48"		
	288"	48"		

Conference Tables - Base Position

Square Tables

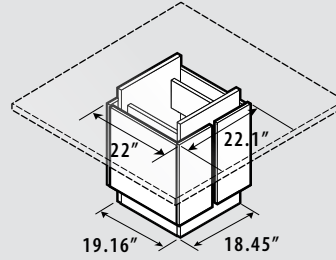


For 36" Square Tables



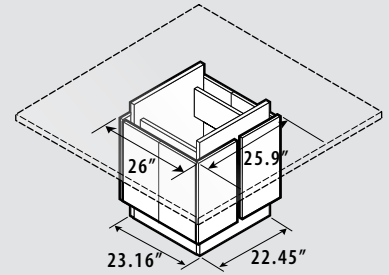
Interior Clearance: 13" x 12.2"

For 42" - 48" Square Tables



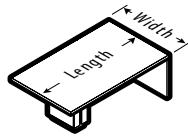
Interior Clearance: 17" x 16.2"

For 54" - 60" Square Tables

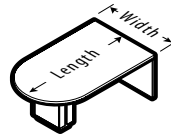


Interior Clearance: 21.2" x 20.2"

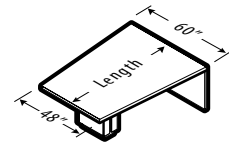
Media Tables - Base Position



Rectangular Island

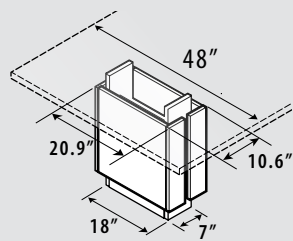


"D" Island



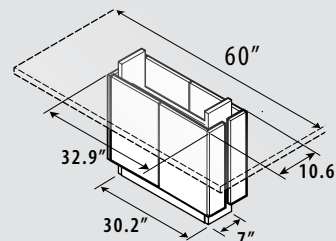
Wedge Island

For 48" Width Tables

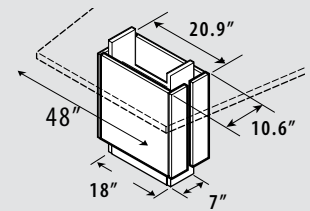


Interior Clearance: 16" x 4.8"

For 60" Width Tables



Interior Clearance: 28" x 4.8"



Interior Clearance: 16" x 4.8"

Bases | Length | Width | Height

1 Base

60"

48"

29"

60"

36"

42"

72"

48"

29"

60"

36"

42"

84"

48"

29"

60"

36"

42"

96"

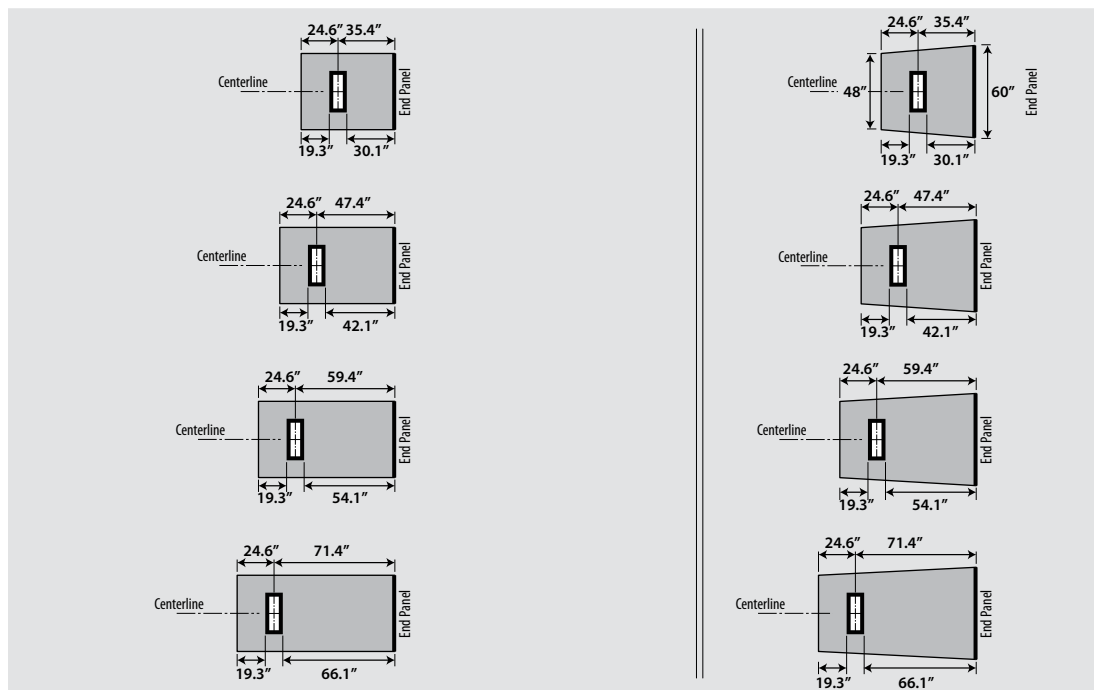
48"

29"

60"


36"

42"



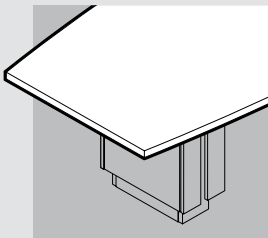
Conference, Media and Collaborative Tables- Edge Detail, Finish

Top Thickness / Edge Detail



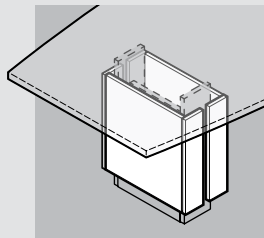
Finishes

Conference Tables

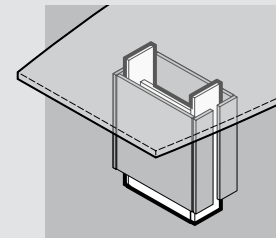


Top

Top/Base are available in any Standard Line Finishes



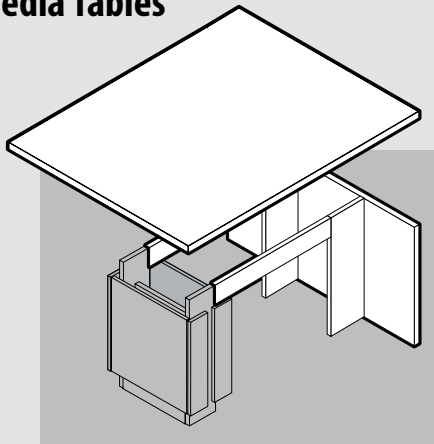
Base



Base Trim

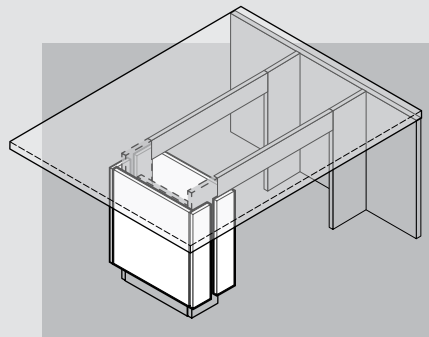
Base Trim available in Black or Brushed Cobalt.

Media Tables

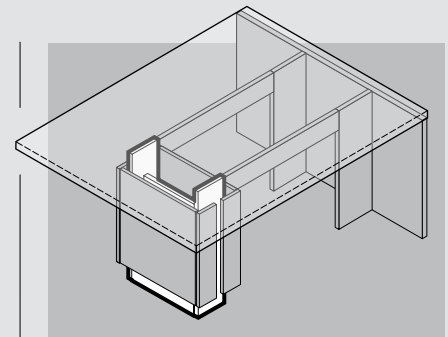


Top & End Panel (Top, End Panel & Valances)

Top/End Panel/Base are available in any Standard Line Finishes



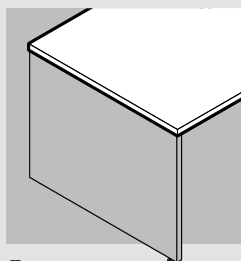
Base



Base Trim

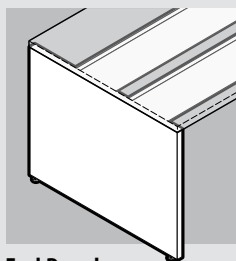
Base Trim available in Black or Brushed Cobalt.

Collaborative Tables

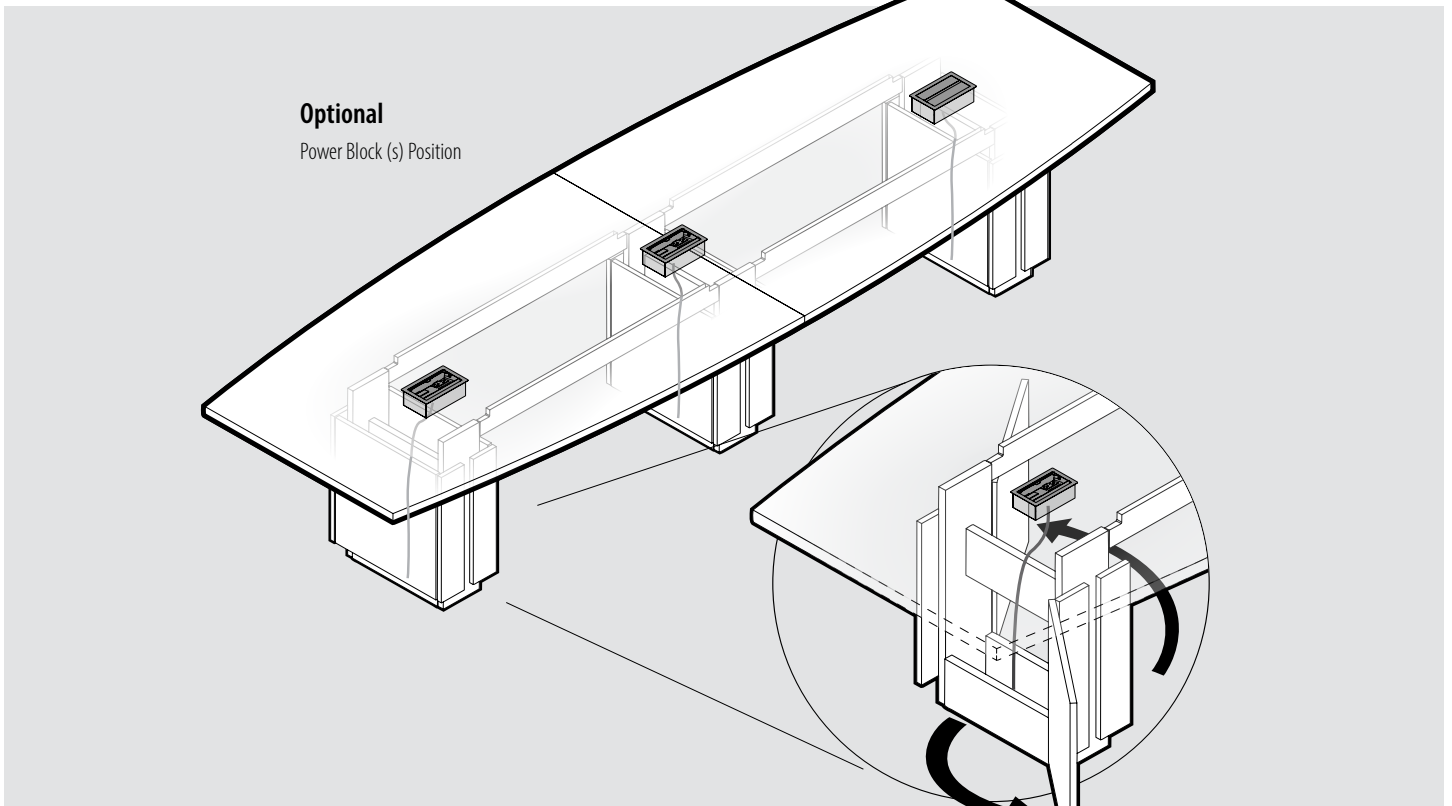


Top

Top/End Panel are available in any Standard Line Finishes



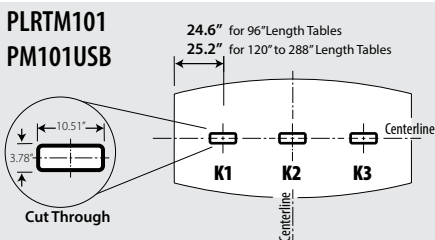
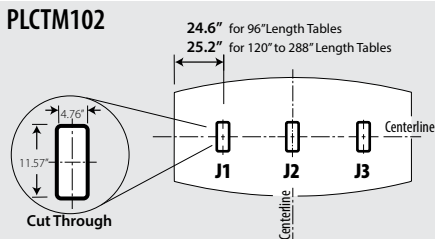
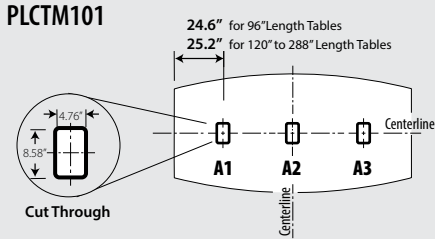
End Panel (End Panel & Valances)



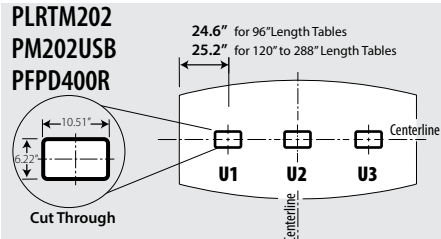
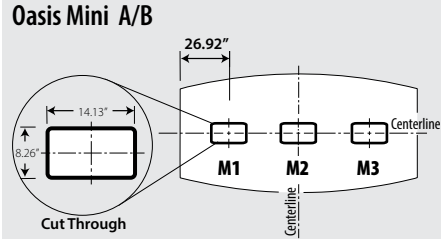
Optional
Power Block (s) Position

Power Block and Grommet Location

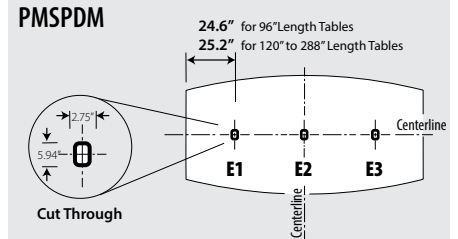
Supplier Product # Diagram



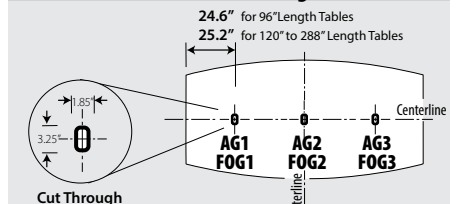
Supplier Product # Diagram



Supplier Product # Diagram

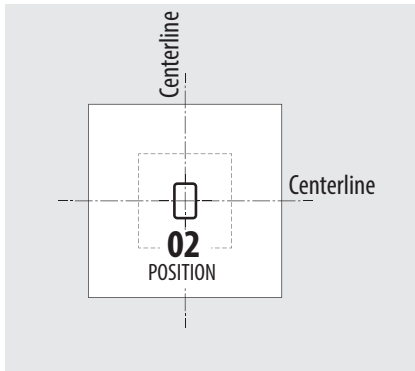


GROMMETS Diagram

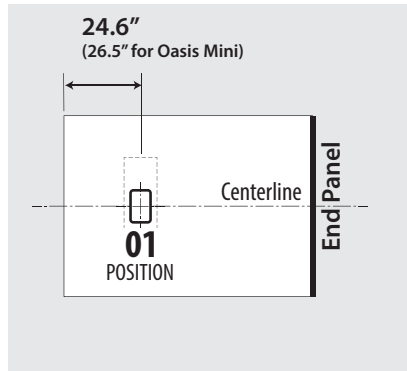


Power Block and Grommet Location

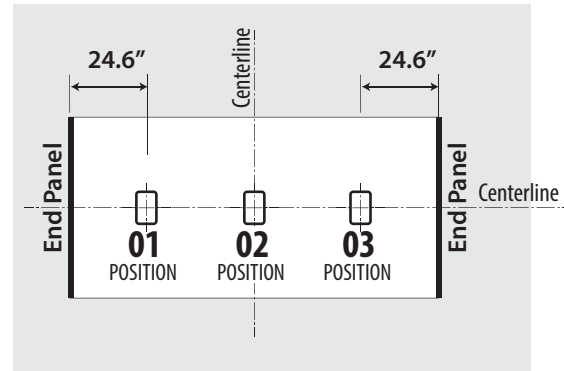
Square Tables



Media Tables



Collaborative Tables



Power Block and Grommet

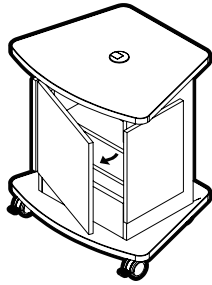
Supplier Product #	Cut Through	Code		
--------------------	-------------	------	--	--

01 POSITION **02** POSITION **03** POSITION

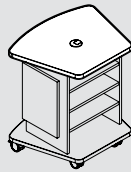
GROMMETS		AG1	AG2	AG3	PLCTM101		A1	A2	A3
PMSADM		E1	E2	E3	PLRTM202		U1	U2	U3
Oasis Mini A/B		M1	M2	M3	Villa		V1	V2	V3
PLCTM102		J1	J2	J3					
PLRTM101		K1	K2	K3					

Finish

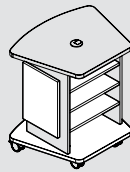
Top Thickness / Edge Detail



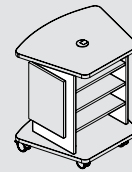
Multimedia



Top



Base



Base Trim

• Top and/or Base are available in any Standard Line Finishes

• Base Trim available in Black or Brushed Cobalt.

(Color of the casters to match Base Trim)



A3
1", standard edge



AR
1", bicut edge




C3
1½", standard edge



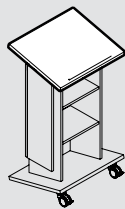
CR
1½", bicut edge



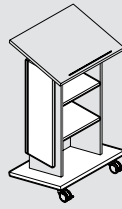
CF
1½", fluted edge



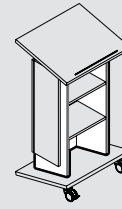
Lectern



Top



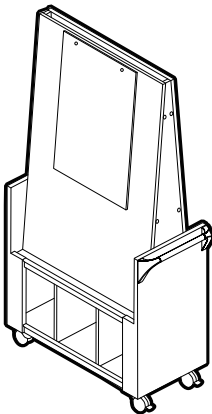
Base



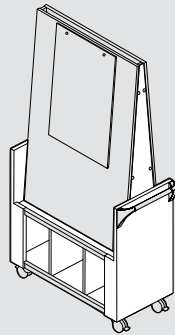
Base Trim

• Base Trim available in Black or Brushed Cobalt.

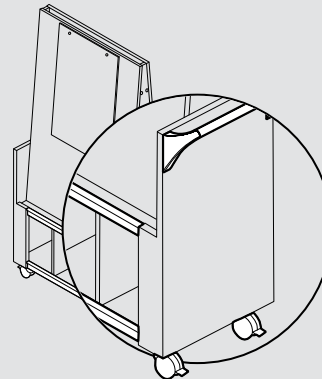
(Color of the casters to match Base Trim)



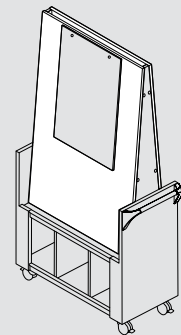
Visual Board



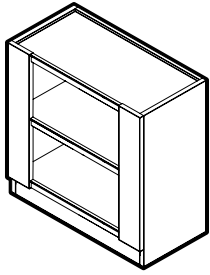
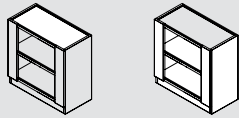
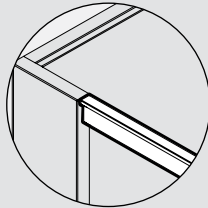
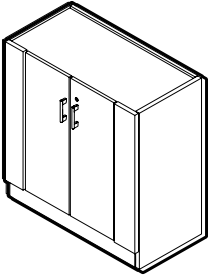
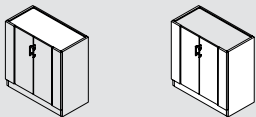













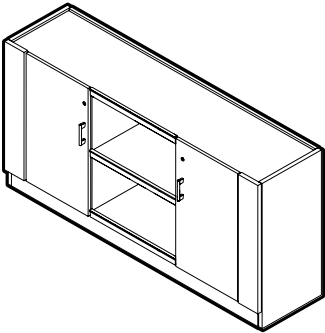
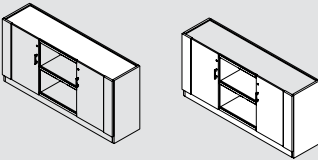
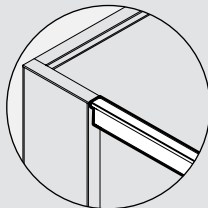
• Available in any Standard Line Finishes.



• Push Bar available in Black or Silver. Color of the casters and aluminum trim to match push bar.

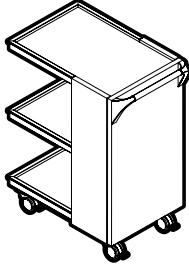
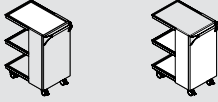
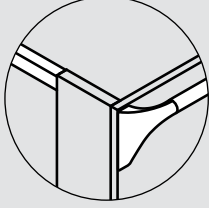
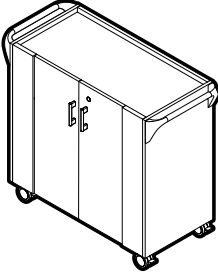
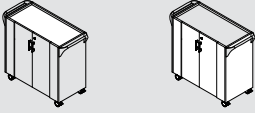
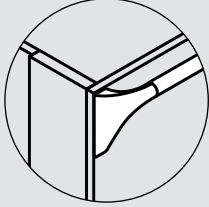













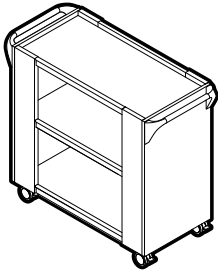
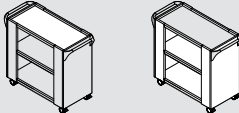
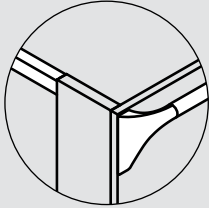


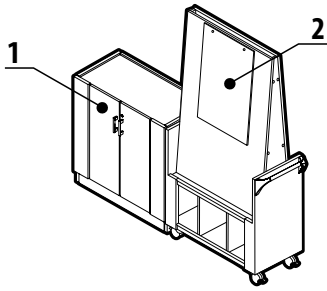
• Visual Board comes standard in white.

	Finish	Aluminum Trim	Glazed Doors	Handles
 <p>Open</p>	<p>Top Base</p>  <p>• Top and/or Base are available in any Standard Line Finishes</p>	 <p>• Available in Black or Silver</p>	<p>• Not Available</p>	<p>• Not Available</p>
 <p>w/ Door</p>	<p>Top Base</p>  <p>• Top and/or Base are available in any Standard Line Finishes</p>	<p>• Not Available</p>	 <p>Z1 Frosted Glazing Silver Frame</p>  <p>Z2 Frosted Glazing Black Frame</p>  <p>Z3 Ribbed Glazing Silver Frame</p>  <p>Z4 Ribbed Glazing Black Frame</p>	 <p>HS Flared Silver</p>  <p>HX Flared Black</p>  <p>HW Flared Brass</p>  <p>HV Square Edge Silver</p>  <p>HU Square Edge Black</p>  <p>HZ Dimpled Nickel</p>  <p>HO Crescent Black</p>  <p>HQ Bar Silver</p>  <p>HR Bar Black</p>
 <p>Mixed</p>	<p>Top Base</p>  <p>• Top and/or Base are available in any Standard Line Finishes</p>	 <p>• Available in Black or Silver</p>	<p>• Not Available</p>	<p>• Not Available</p>

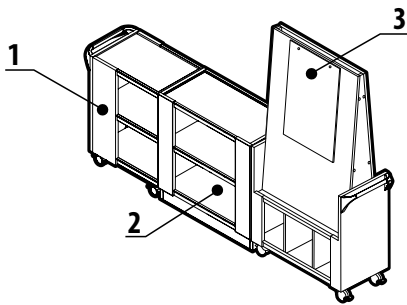
Design Guide

Buffet Cart & Serving Cart

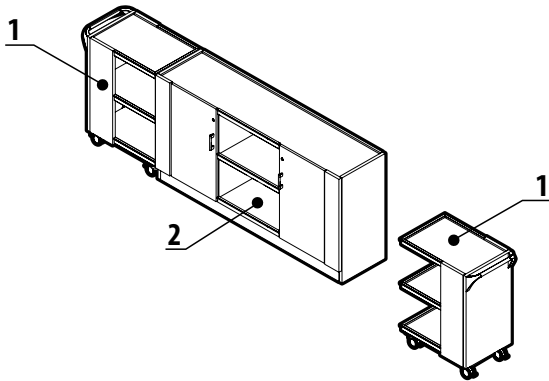
	Finish	Aluminum Trim/Push Bar	Glazed Doors	Handles
 <p>Buffet Cart</p>	<p>Top Base</p>  <p>• Top and/or Base are available in any Standard Line Finishes</p>	 <p>• Push Bar available in Black or Silver. Color of the Casters and Aluminum Trim to match Push Bar.</p>	<p>• Not Available</p>	<p>• Not Available</p>
 <p>Serving Cart w/Doors</p>	<p>Top Base</p>  <p>• Top and/or Base are available in any Standard Line Finishes</p>	 <p>• Push Bar available in Black or Silver. Color of the Casters to match Push Bar.</p>	<p>Z1 Frosted Glazing Silver Frame</p>  <p>Z2 Frosted Glazing Black Frame</p>  <p>Z3 Ribbed Glazing Silver Frame</p>  <p>Z4 Ribbed Glazing Black Frame</p> 	<p>HS Flared Silver</p>  <p>HX Flared Black</p>  <p>HW Flared Brass</p>  <p>HV Square Edge Silver</p>  <p>HU Square Edge Black</p>  <p>HZ Dimpled Nickel</p>  <p>HO Crescent Black</p>  <p>HQ Bar Silver</p>  <p>HR Bar Black</p> 
 <p>Serving Cart Open</p>	<p>Base</p>  <p>• Top and/or Base are available in any Standard Line Finishes</p>	 <p>• Push Bar available in Black or Silver. Color of the Casters and Aluminum Trim to match Push Bar.</p>	<p>• Not Available</p>	<p>• Not Available</p>



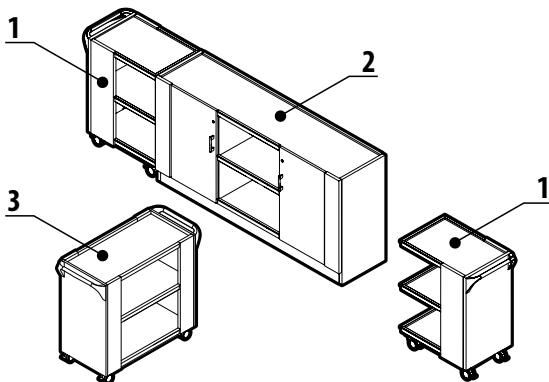
- 1 Z361836BD Buffet
- 2 Z361872VB Visual Board



- 1 Z261836BK Buffet Cart
- 2 Z361836B0 Buffet
- 3 Z361872VB Visual Board



- 1 Z261836BK Buffet Cart
- 2 Z721836BU Buffet



- 1 Z261836BK Buffet Cart
- 2 Z721836BU Buffet
- 3 Z361836KO Serving Cart