



COMFORT XL<sup>®</sup>  
obusforme



# ObusForme® Comfort XL, just for big and tall

Tall

Extended High Back



Extended High Back  
Wide and Deep Synchro-Tilter



Wide

Extra Wide Chair

22" to 26" wide  
Maximum comfort for people who weigh  
more than 225 lbs. and less than 400 lbs.



High Back  
Wide Standard Depth Multi-Tilter



Deep

Standard or Deep Seat

Deeper seat provides an extra 1.5" depth  
(as compared to the  
standard seat depth)



Medium Back  
Wide and Deep Weight Sensing Synchro-Tilter

**Extra wide chair design** (approximately 19" to 24.5" width between arms). Global's Vari-Width arms offer up to two inches of additional adjustment on each side of the chair. This allows up to 26" of space between the arms. The Extended High Back chair provides full neck and head support for users over six feet tall. The seat height starts at 17" and the overall height measures 53". The above model is 6'6" tall.

# Comfort and support

## Mechanism Options



Synchro-tilter (-0) with adjustable back angle



Multi-tilter (-3) with adjustable back & seat angle









Weight sensing synchro-tilter (-8)

ObusForme Comfort XL's deeper seat models ensure full leg support for taller individuals or those who have longer legs. With the standard sliding seat depth adjustment, deeper seats are capable of providing an additional 2.5" of adjustment

Additional information can be found on the Global [website](#).




# Make it yours – choose your back, seat and mechanism

		Extended High Back	High Back	Medium Back
For long legs, extra 1.5"	Deep Seat	 <p><b>1251</b> Extended High Back Deep Seat</p>	 <p><b>1252</b> High Back Deep Seat</p>	 <p><b>1253</b> Medium Back Deep Seat</p>
	Standard Seat	 <p><b>1254</b> Extended High Back Standard Seat</p>	 <p><b>1255</b> High Back Standard Seat</p>	 <p><b>1256</b> Medium Back Standard Seat</p>

Synchro-tilter (-0), multi-tilter (-3) or weight sensing (-8) mechanisms can be added to any model.

## Features



Width adjustable arms




Arm height adjustment to support forearms




Seat slides forward

## Armcap Features



Armcaps slide sideways



Armcaps slide forwards and backwards



Pivoting armcaps

Please visit [globalfurnituregroup.com](http://globalfurnituregroup.com) for additional product information including industry and environmental certifications.

Cover: Seating shown in Allante FRee, Malibu Blue. Model is 6'6" tall.



**U.S.A.**  
Global Furniture Group  
17 West Stow Road P.O. Box 562  
Marlton New Jersey U.S.A. 08053  
Tel (856) 596-2390 (800) 220-1900

**Canada**  
Global Furniture Group  
1350 Flint Rd., Toronto Ontario Canada M3J 2J7  
Sales & Marketing: Tel (1-877) 446-2251

**International**  
Global Furniture Group  
560 Supertest Road, Toronto  
Ontario Canada M3J 2M6  
Tel (416) 661-3660 (800) 668-5870

Offices throughout Canada and the United States. Distribution around the world. A member of Global Furniture Group. © 2024 ©™ Trademarks of Global Furniture Group. These products may be covered by one or more issued patents or pending patent applications in Canada, the U.S. and elsewhere. All intellectual property rights in applicable trademarks, patents and industrial designs are strictly reserved. Made in Canada. Specifications are correct at time of printing. Printed in Canada. Creative / Global Design Center 031224 17.0115