

Softpod

Effective December 2023

APPLICATION GUIDE & PRICELIST™
softpod

global



Introducing **Softpod** - where flexibility meets focus.

Softpod was designed and developed as a workstation solution that could offer individual seated privacy for a variety of floor plans, with the opportunity to cluster or group as needed. This sleek privacy pod offers a cozy, secluded space dedicated to focus. Its multi-segmented dividers and hexagon shape offer flexibility for both privacy and space planning.

Features and Benefits

- Freestanding hexagon shape allows for on/off grid 120-degree planning
- Single, standalone (private) workspace or "pod" that can be loosely fit in a floorplan
- PET felt + aluminum construction
- Simple kit of parts makes it easy to specify with quick fulfillment + installation
- Monolithic look, having no seams or connections like traditional cubicles or panel systems
- Easily clean high touch surfaces
- PET felt wrap-around dividers provide a sound-absorbent, secluded space dedicated to focus
- User can easily add/remove privacy + accessory elements
- Segmented dividers + privacy extensions provide scalable privacy solutions to address personal needs
- Electrical + storage options available



Hanging shelf with dry erase board



Under worksurface casual storage unit



Optional coat/bag hook

GENERAL INFORMATION

- Easy to specify and install.
- Easily add, subtract or rearrange each Softpod workstation without having to take anything apart
- High and low pressure laminate work surfaces are durable and easy to clean. Choose from a range of finishes to suit your style.
- Softpod panels can be specified in a range of color options to suit a range of styles. The inner and outer panel sides can be specified in different colors to offer visual appeal or to help workers identify groups or individual work areas within open spaces.
- Two worksurface shapes to accommodate different work requirements.
- Environmentally conscious, PET felt is made from polyester fiber with a high content (50%) of post-recycled material. SoftPOD panels are 100% recyclable and non-toxic.
- For environmental certifications, please visit globalfurnituregroup.com.

WORKSURFACES

- Standard in high performance thermally fused laminate. Optional high pressure (HP) laminate available.
- High performance thermally fused laminate tops are 1” thick particle board and have a flat 3mm edge profile on all sides
- High pressure (HP) laminate tops are 1-1/16” thick laminate particle board and have a flat 3mm edge profile on all sides
- Laminate surfaces offer a selection of matching + coordinating edgeband. Specify separately from the surface finish.



- Products specified with the high pressure laminate option are finished on the underside of the surface with a kraft paper backing.

FINISHES

Metal Leg Finishes:

CHR	Charcoal
DWT	Designer White

PET Felt Colors

BLK	Black
BRI	Brick
DEN	Denim
GPH	Graphite
HVT	Harvest
MTS	Mist
PWT	Pewter
SHR	Shamrock
WHT	White

LAMINATE FINISHES (thermally fused and high pressure laminates):

ACJ	Absolute Acajou	NBL	Noce Biondo
ASN	Asian Night	NGL	Noce Grigio
AWC	Avant Cherry	NEL	Noce Leggero
AWH	Avant Honey	NML	Noce Medio
BLK	Black	QTM	Quartered Mahogany
BRC	Brushed Cobalt	SBY	Sheer Beauty
CMB	Clear Maple	SOG	Storm Grey
DES	Dark Espresso	WHE	Walnut Heights
DWT	Designer White	WHC	White Chocolate
FAS	Fashionista	WGY	Willow Grey
FCL	First Class	WCR	Winter Cherry

EDGE FINISHES (Laminate Surfaces Only)

AAE	Absolute Acajou	NBL	Noce Biondo
ASE	Asian Night	NGL	Noce Grigio
ACE	Avant Cherry	NEL	Noce Leggero
AHE	Avant Honey	NML	Noce Medio
BLK	Black	QTM	Quartered Mahogany
BRC	Brushed Cobalt	SBY	Sheer Beauty
CHR	Charcoal (use w/SOG)	SIL	Silver (use w/WGY)
CME	Clear Maple	TPE	Taupe
DEE	Dark Espresso	WHE	Walnut Heights
DWE	Designer White	CBE	White Chocolate
FAS	Fashionista	WCE	Winter Cherry
FCL	First Class		

Divider:

- PET felt / aluminum composition
- Channel edge allows for add-on privacy

PET Felt features:

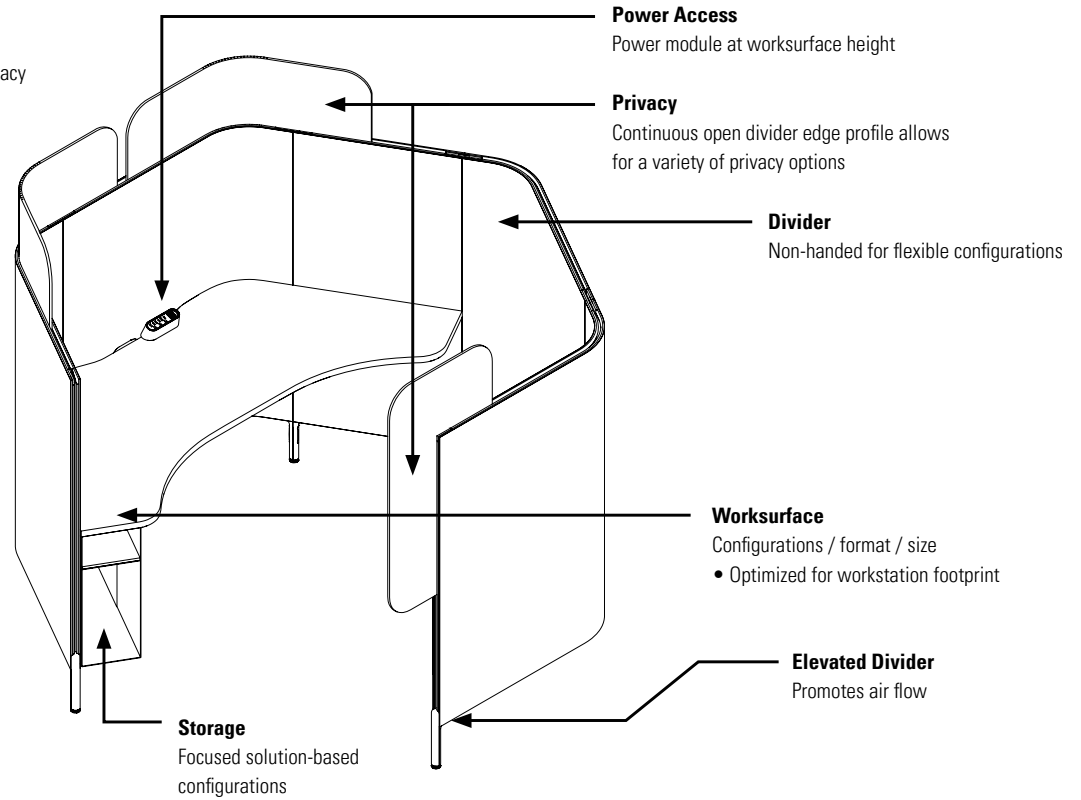
- Tackable acoustic material
- Soft form capability

Electrical:

- Simple interconnect / direct plug-in
- Hard wire formats

Storage:

- Solution based



S SOFTPOD - STATEMENT OF LINE

softPODs

HX3P5472SW
softPOD with 3 Dividers
and Worksurface



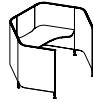
HX4P5472SW
softPOD with 4 Dividers
and Worksurface



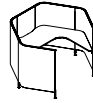
HX4P5472L/RW
softPOD with 4 Dividers and
Wraparound Worksurface



HX5P5472SW
softPOD with 5 Dividers
and Worksurface



HX5P5472L/RW
softPOD with 5 Dividers and
Wraparound Worksurface



HXP5430AP
Single J-divider



Extensions

HXPAAFE
End PET Felt Extension
Divider Add-on



HXPACFE
Corner PET Felt Extension
Divider Add-on



HXPATCFE
Top Corner PET Felt
Extension Divider Add-on



Electrical

BRED50
Duo Module



BRETP53
Trio Plus Module



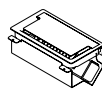
HXEUWC
Under Worksurface
Edge USB charger



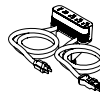
GAADG
Access Door
Module



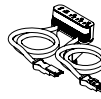
GAADCT
Access Door Module
with Cable Tray



PMDSA10
ModPower
Starter Unit



PMDCA3
ModPower Middle
Mounted Unit



PMDEA3
ModPower End
Mounted Unit



PMDCLIPS
ModPower cable
management clips



PMDJ36BK
ModPower
interconnecting jumper



PSDPC22W
Slim Desktop Power
Module, 2 Duplex



PSDPC32W
Slim Desktop Power
Module, 3 Duplex



HXEPK
Station 2-Circuit
Power Kit



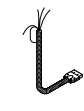
HXECs
Cable Shroud



HXEPRJ
Station to Station
Jumper



HXECF
Ceiling Feed



HXEBF
Base Feed



HXECFP
Ceiling Feed Pole



HXEPRGK
Divider Grommet
Kit



HXEPRGCS
Divider Grommet
Connector / Spacer



Accessories

LINLAMPS
LED Single Arm
Lamp



LINLAMPD
LED Double Arm
Lamp



RNDLAMPS
LED Single Arm
Lamp



RNDLAMPD
LED Double Arm
Lamp



HXAHS
Hanging Shelf



HXAHSWB
Hanging Shelf with
Dry Erase Board



HXARWS
Rear Wall Shelf



HXACHS
Coat/Bag Hook
for Dividers



HXACHT
Coat/Bag Hook
for Dividers Edge



HXABH
Under Surface
Bag Hook



HXNP
Name Plate

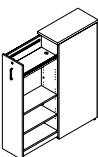


Storage

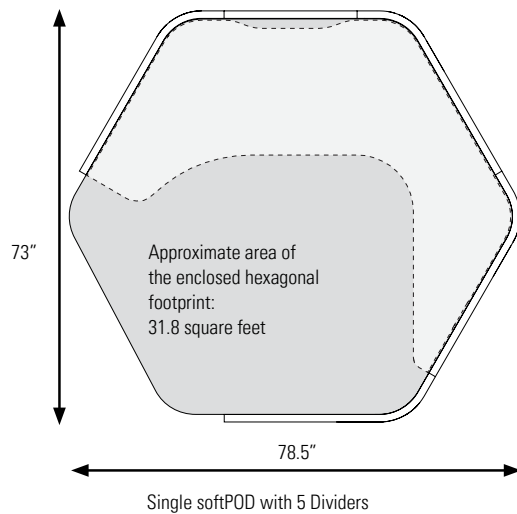
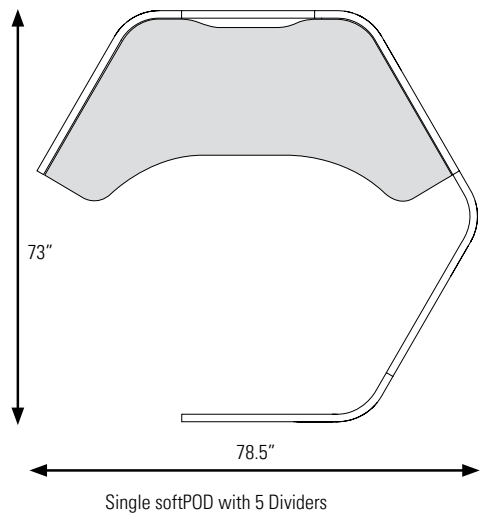
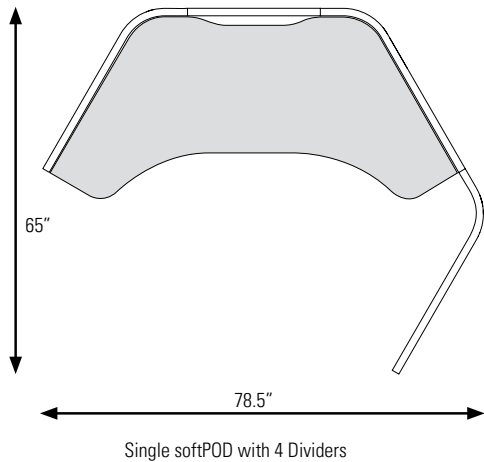
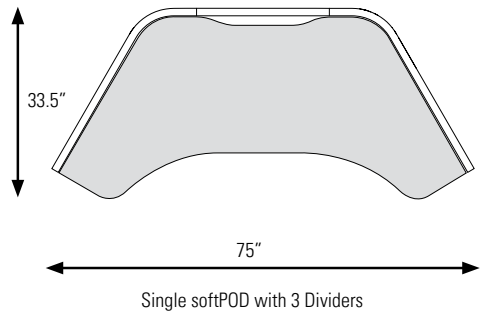
HXSCSO
Under Worksurface
Casual Storage Unit



FFPO
Pantry Storage

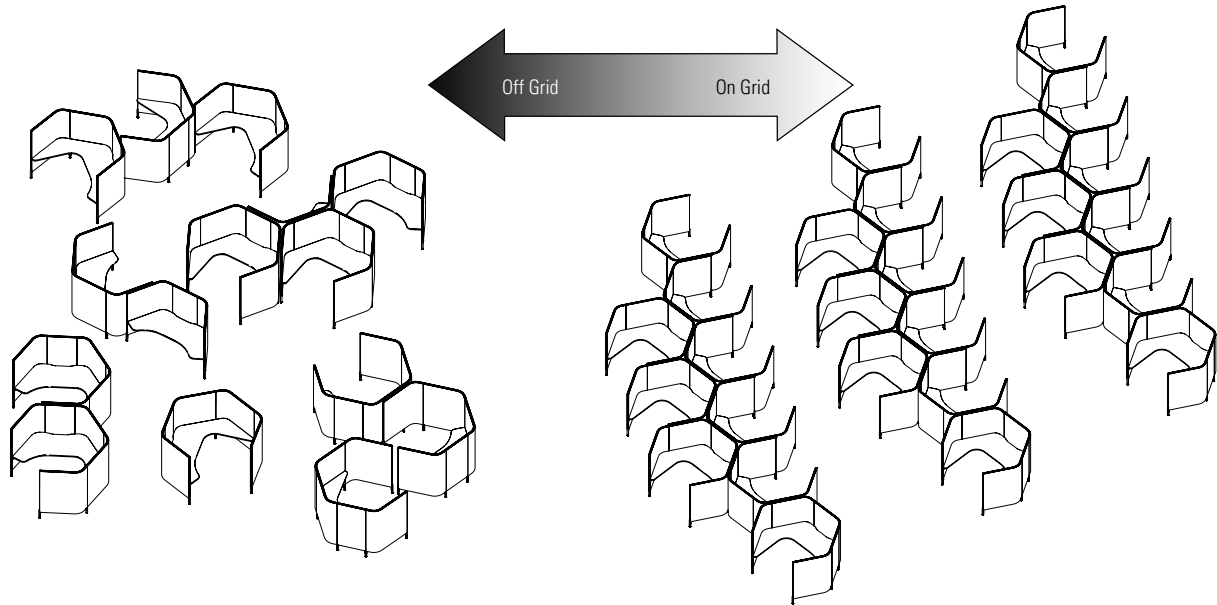


FOOTPRINT



OFF GRID PLANNING


The flexible format of softPOD offers a variety of planning options and encourages off grid layouts. From a single or cluster of softPODs this versatile system adapts to your needs.



OFF GRID PLANNING

Agile

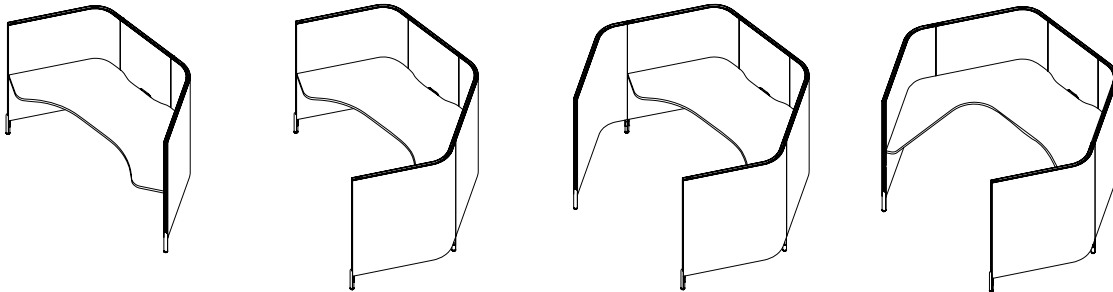
The freestanding, single softPOD can flex to support any number of employees in a hybrid work environment. The pods can be easily reconfigured and adjusted as needs change. Its small kit of parts and thoughtfully designed features make it easy to specify and keep inventory counts low. Easy to specify and keep inventory counts low.



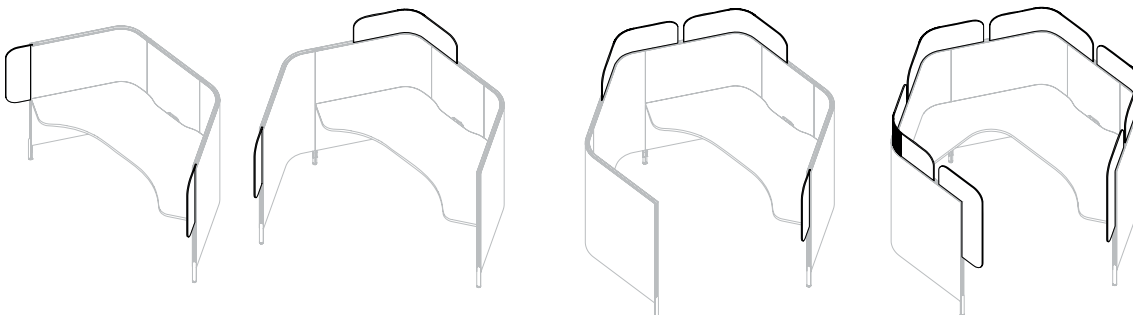
Scalable

The adaptable dividers give the ability to address the level of privacy needed on a station by station basis.

softPOD PRIVACY



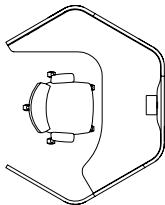
Extensions - PRIVACY



POWER CONNECTIONS

Plug In

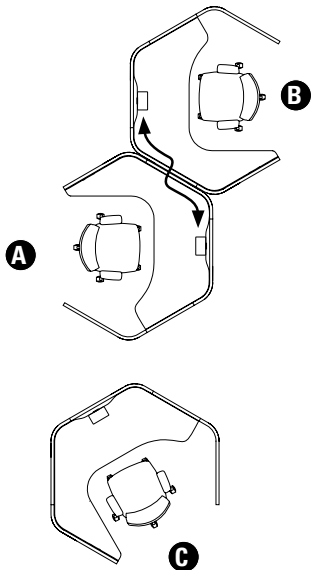
Simple casual wire - Direct plug-in or hard wired.



Daisy Chain Interconnect System

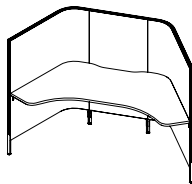
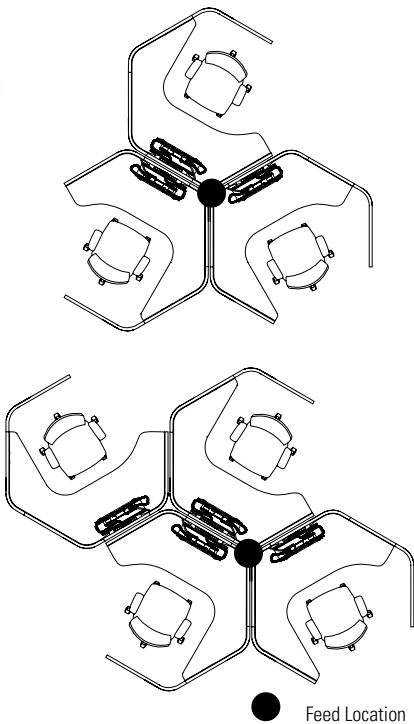
Plug-in power supply and interlinked, pre-determined, universal modules. If specified, one module is shipped with the station and interconnected on site.

Integrating additional station (C) requires disconnecting A from B and plugging in the C on site.

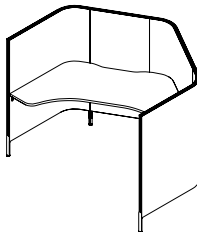


Dual Circuit Power

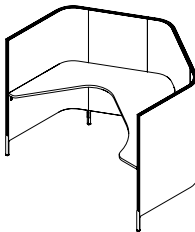
Outlets mounted below worksurfaces.



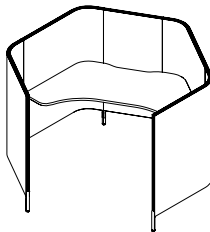
Single Pod with 3 Dividers



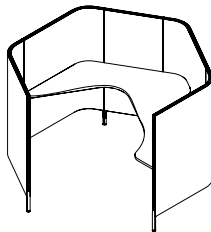
Single Pod with 4 Dividers



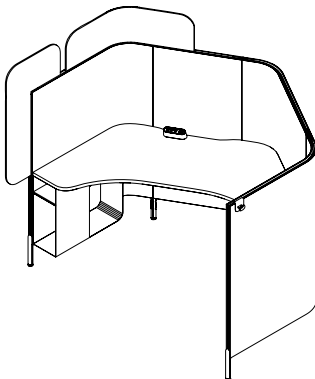
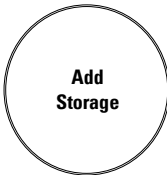
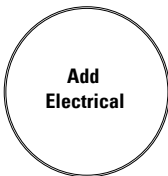
Single Pod with 4 Dividers and Wrap Around Surface



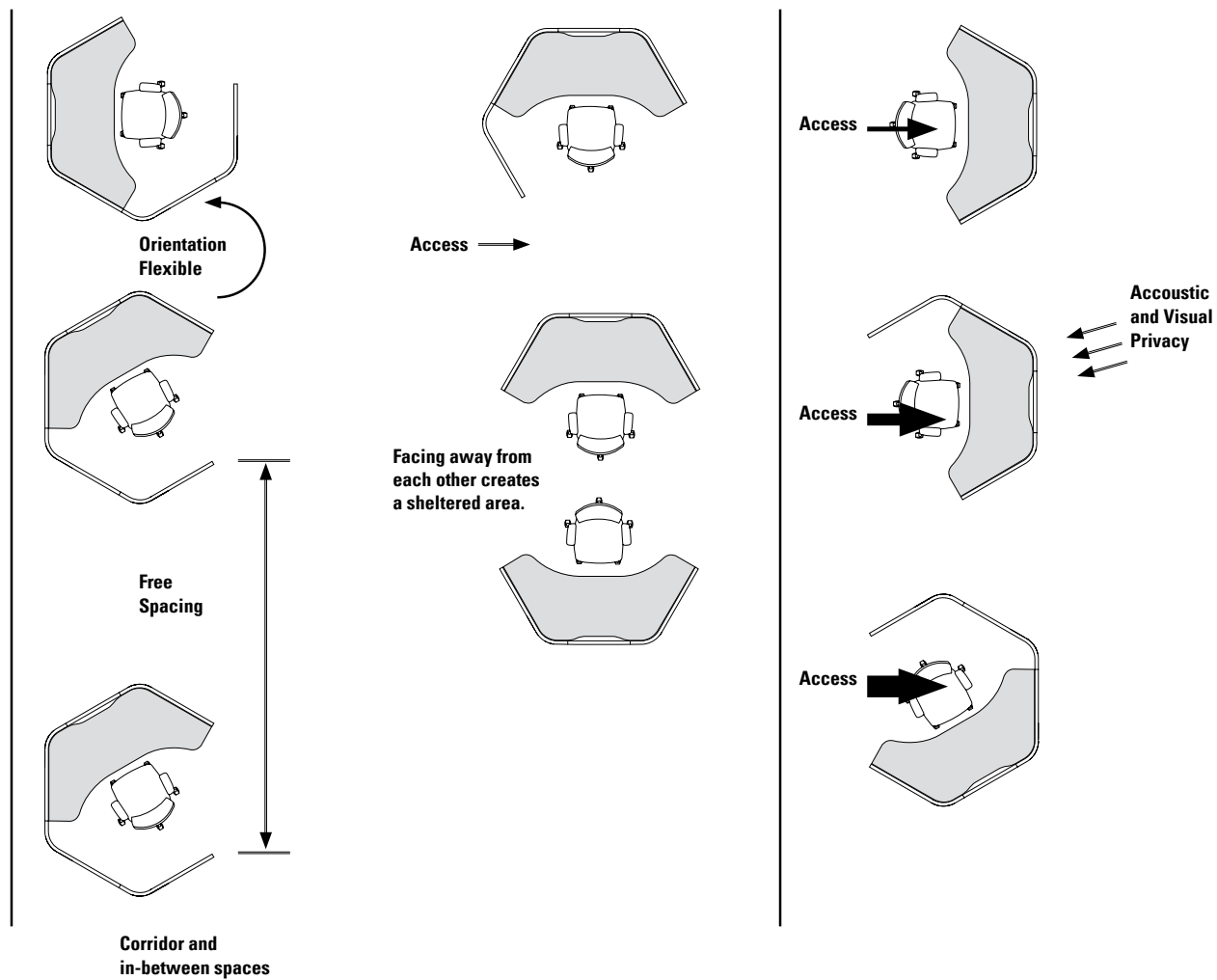
Single Pod with 5 Dividers



Single Pod with 5 Dividers and Wrap Around Surface



SPACE PLANNING



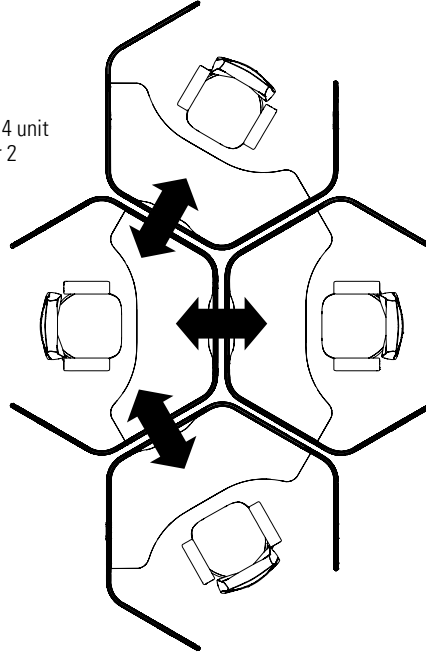
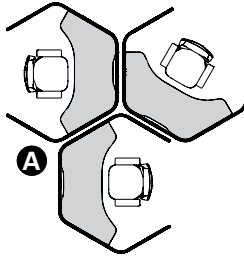
POD FORMATS

Align units in cluster plan
Option unit type & orientation

(A) Worksurfaces must have opposing alignment

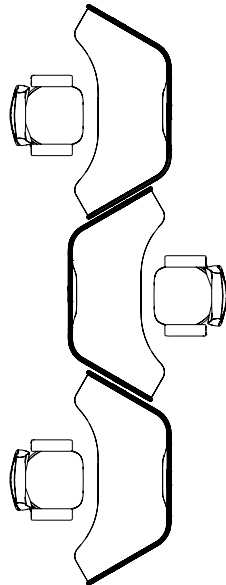
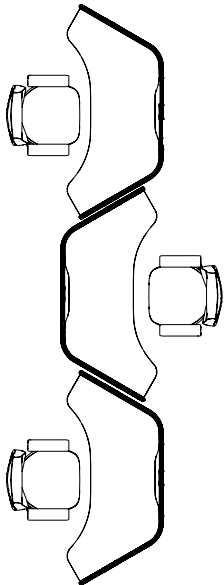
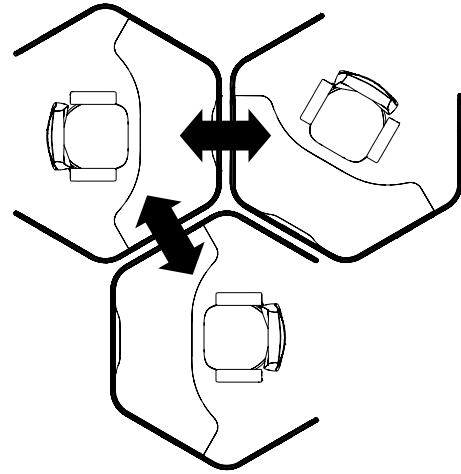
Flat and curved dividers are non-handed and symmetrical. The addition of the legs determines if the j-dividers becomes LEFT handed or RIGHT handed. Any j-divider can be configured and reconfigured LEFT or RIGHT.

Maximum 4 unit cluster per 2 circuits

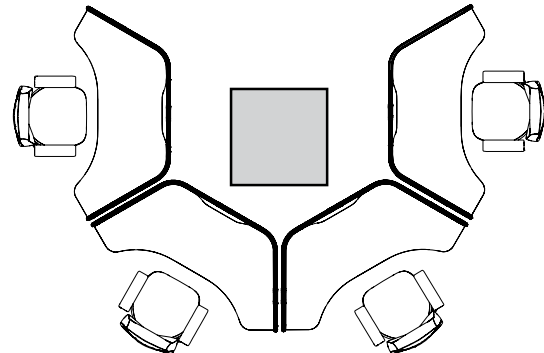


Power/ data is delivered through screen walls via grommet

Grommet tethers units together

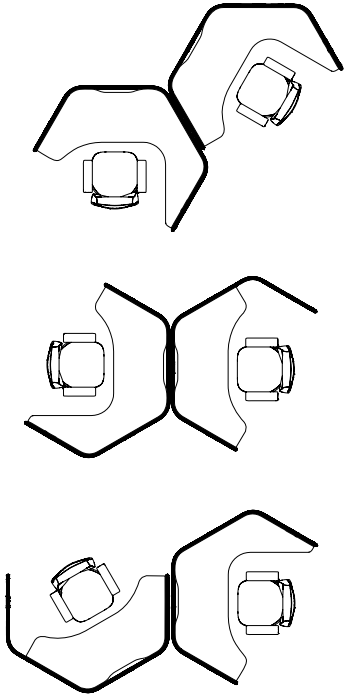


Density Touchdown

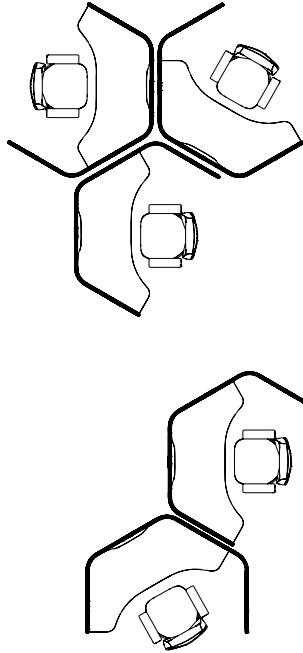


Around Column

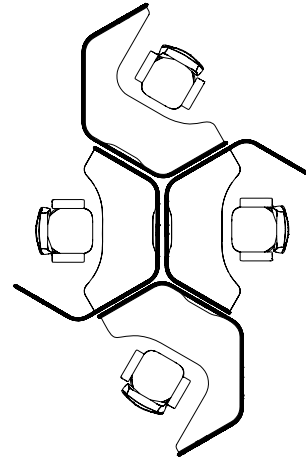
PLANNING FOR SINGLE SOFTPOD WITH 4 DIVIDERS



Cluster of 2 softPODs

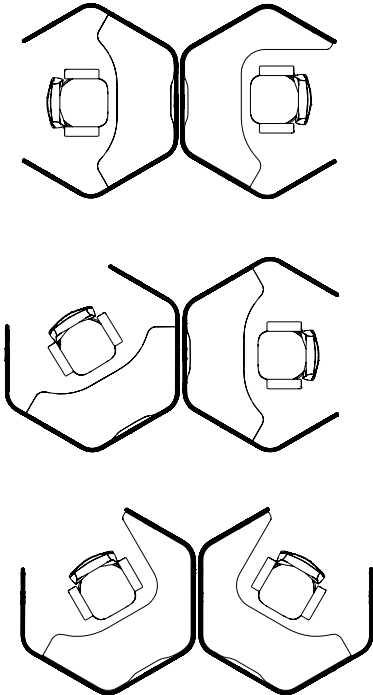


Cluster of 3 softPODs

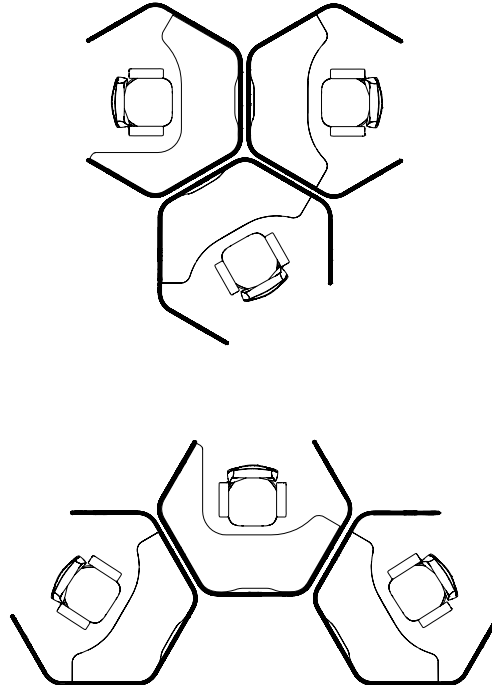


Cluster of 4 softPODs

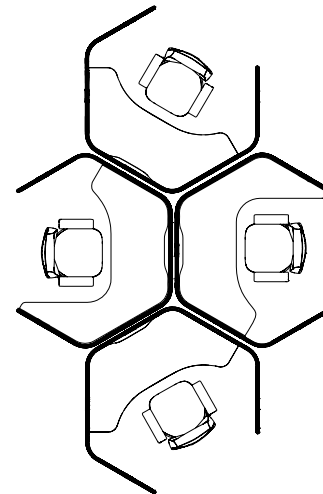
PLANNING FOR SINGLE SOFTPOD WITH 5 DIVIDERS - CENTER



Cluster of 2 softPODs

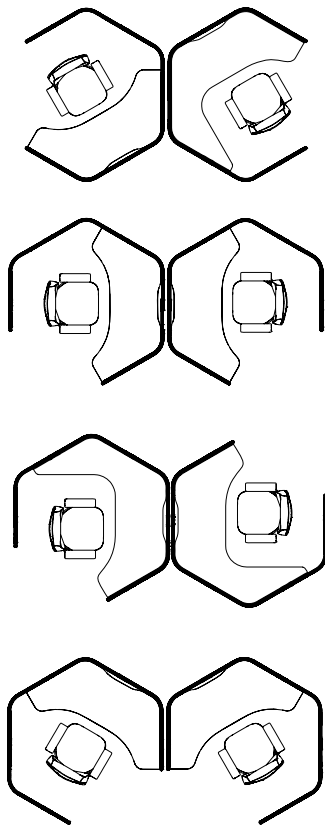


Cluster of 3 softPODs

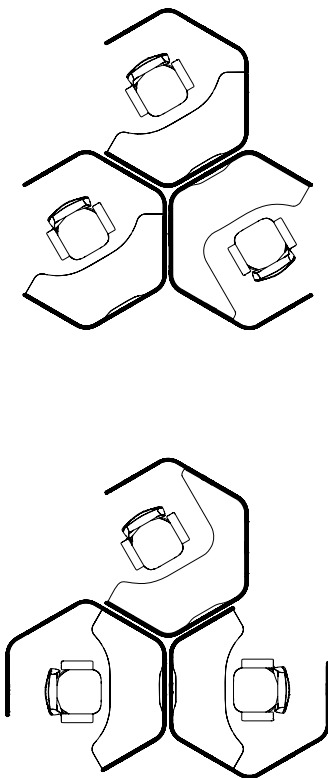


Cluster of 4 softPODs

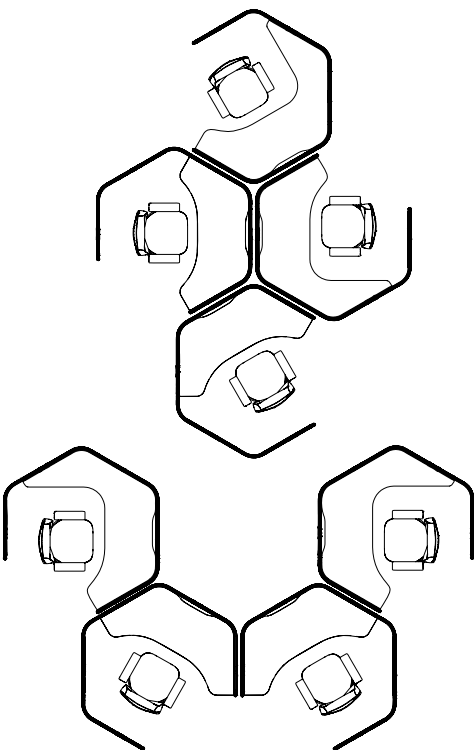
PLANNING FOR SINGLE SOFTPOD WITH 5 DIVIDERS, LEFT/RIGHT



Cluster of 2 softPODs



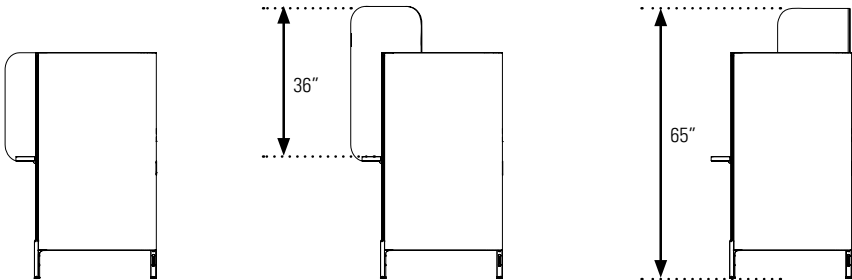
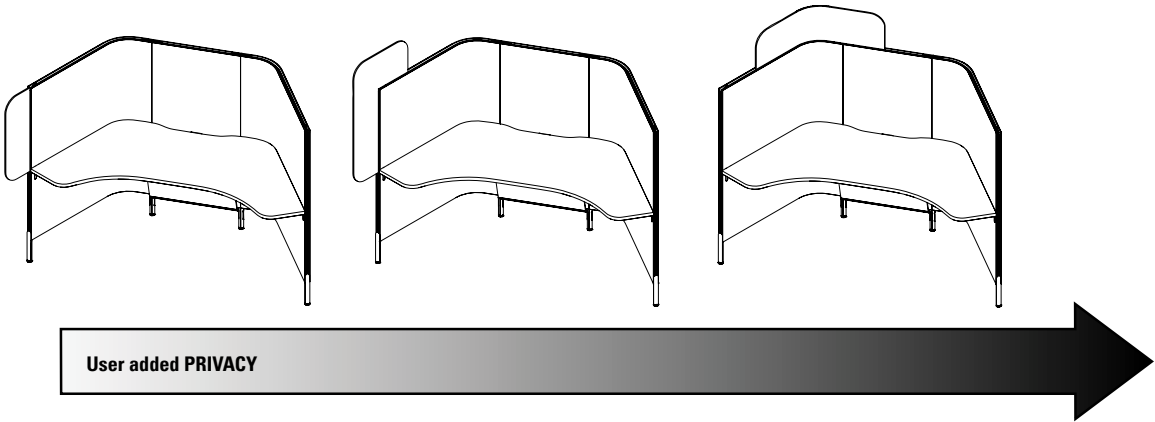
Cluster of 3 softPODs



Cluster of 4 softPODs

PRIVACY EXTENSIONS

Flexible privacy extensions can be added to any softPOD workstation to adjust the level of privacy based on the user's needs.



**End PET Felt
Extension Divider
Add-on**
Height: 25.5"
Depth: 9mm
Width: 9.5"
PET Felt
- solid



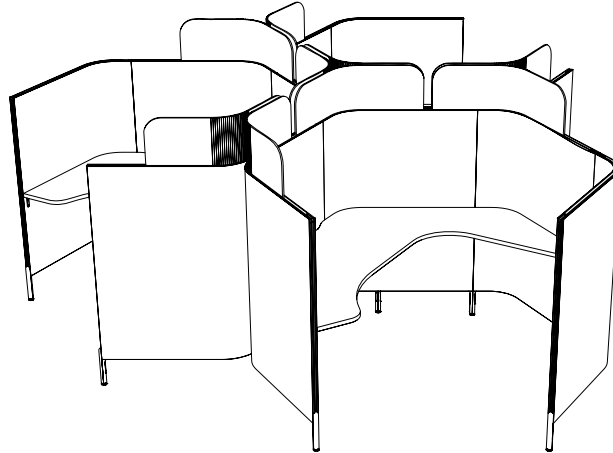
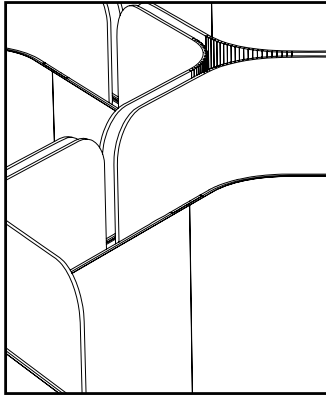
**Top Corner PET
Felt Extension
Divider Add-on**
Height: 37"
Depth: 9mm
Width: 19.5"
PET Felt
- solid
- perforated



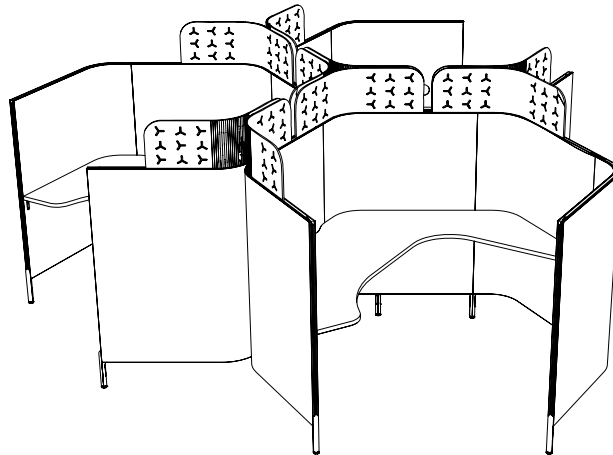
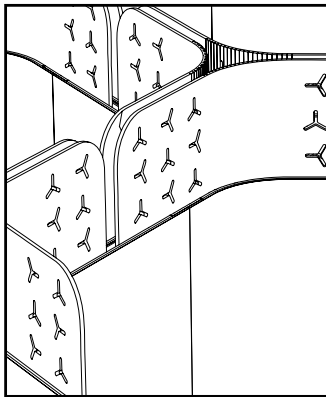
**Corner PET Felt
Extension Divider
Add-on**
Height: 11.5"
Depth: 9mm
Width: 38.5"
PET Felt
- solid
- perforated

PRIVACY EXTENSIONS

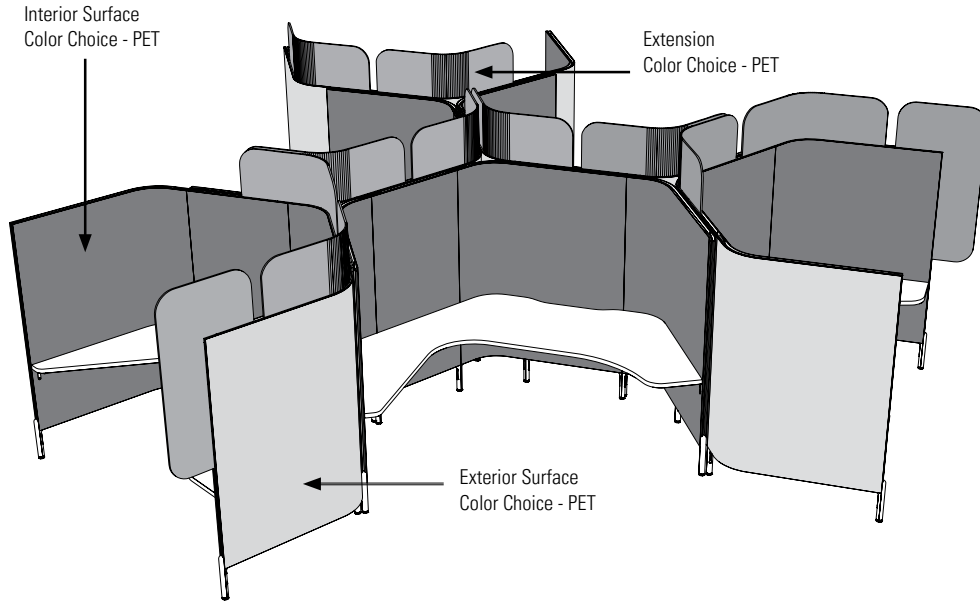
PET Felt - Solid



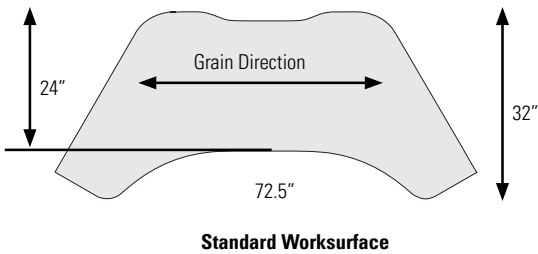
PET Felt - Perforated



PET FELT COLOR PROGRAMMING

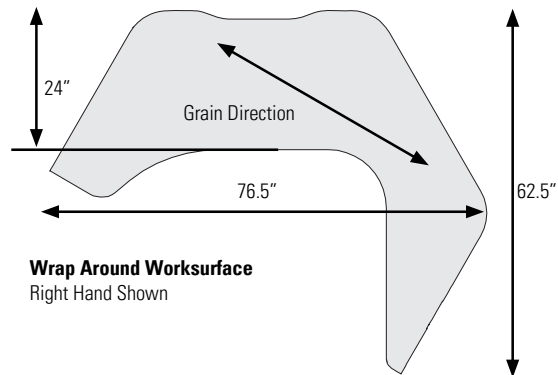


WORKSURFACE DIMENSIONS AND GRAIN DIRECTION



Standard Worksurface

- A single worksurface to be used within softPOD dividers.
- The surface is non handed with pre-determined mounting points.

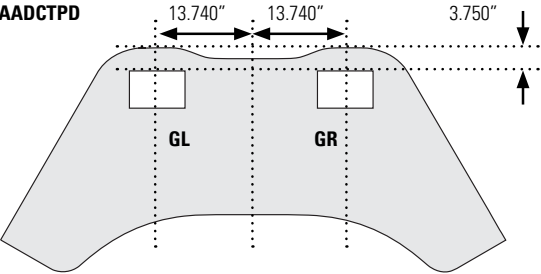


Wrap Around Worksurface
Right Hand Shown

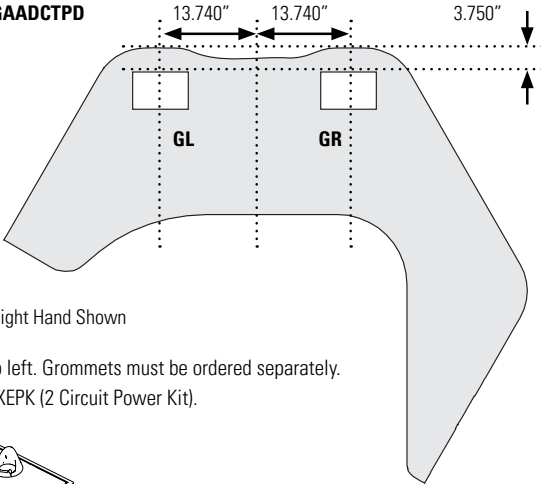
- A single wrap around worksurface to be used within softPOD dividers.
- The surface is handed L -left or R -right with pre-determined mounting points.
- Compatible only with 4 or 5 divider station configurations.

GROMMET LOCATIONS

GAADDCT/
GAADCTPD

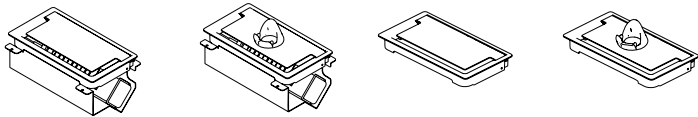


GAADDCT/
GAADCTPD



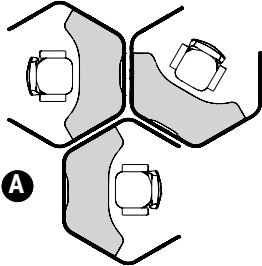
Right Hand Shown

- Grommet cut-out option for GAADS series and Mod Power. TR -top right or TL -top left. Grommets must be ordered separately.
- GAAD grommet is not available in combination with HXECS (Cable Shroud) and HXEPK (2 Circuit Power Kit).

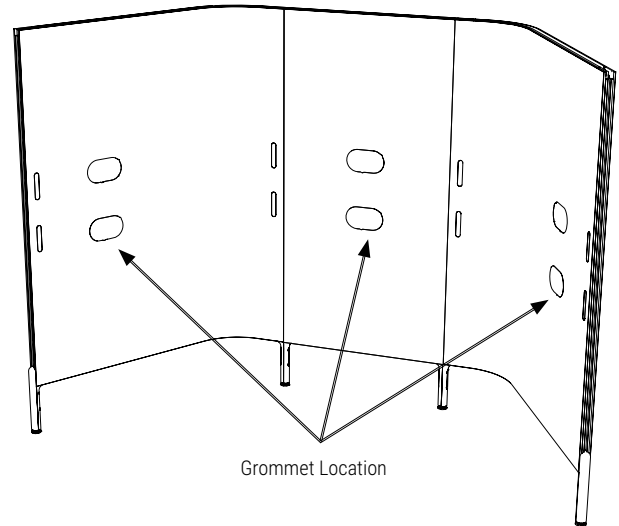


ELECTRICAL

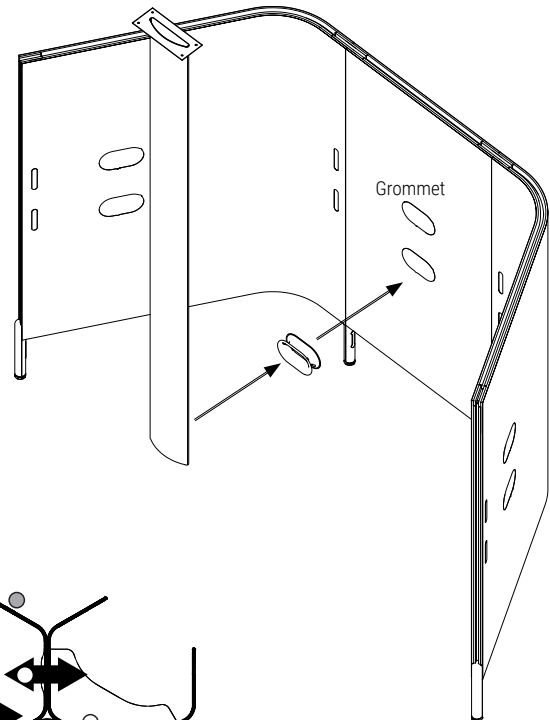
- Power and data lines can enter softPOD via floor, ceiling, or through grommet in the divider. The grommet opening is built into every softPOD divider at a specific location, but it is covered by an on-site removable PET plug.
- A grommet on a single softPOD can also facilitate cable access to a wall outlet.
- Grommets installed on specific dividers facilitate passage of wires through softPOD dividers into adjacent softPODs.
- Orientation of worksurfaces plays an important role when planning softPOD cluster layouts with the need to pass cables between individual softPODs as the cables are best hidden underneath.
- Worksurfaces must have opposing alignment.
- Align units in cluster plan
- Option unit type & orientation.



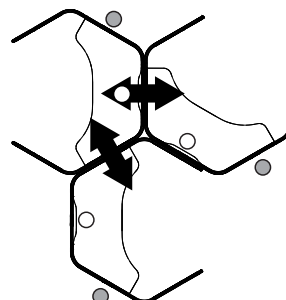
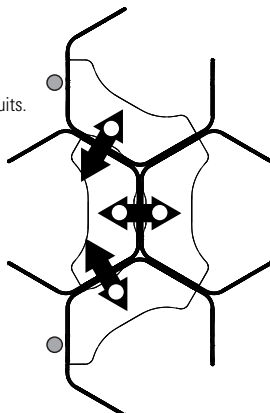
(A) Worksurfaces must have opposing alignment.



- Ceiling pole attaches to the divider grommet under worksurface.
- Location of the ceiling pole on the inside of the softPOD is determined by the contoured recess at the back of worksurface.
- White dots below indicate possible ceiling feed pole location within the Pod (must be at the same location as worksurface contoured recess).
- Grey dots indicate possible Ceiling fee pole location outside of the POD (because cables pass through the divider grommets and under the worksurface).
- Black arrows indicate possible power and data cable passage between soft-PODs (because cables pass through the divider grommet under the worksurface, through the second divider grommet and into the adjacent softPOD, under worksurface).
- In either case, the cables enter or exit the softPOD through the divider grommet.



Recommended
Maximum 4 unit
cluster per 2 circuits.

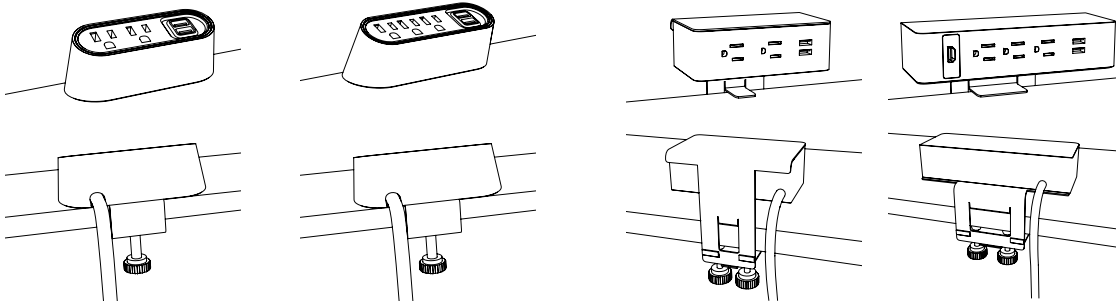


● Ceiling Feed Pole Location

ELECTRICAL OPTIONS

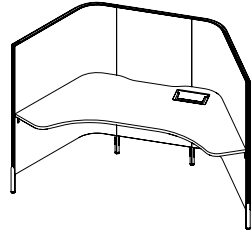
Direct Plug In

- Direct or floor monument outlet plug-in



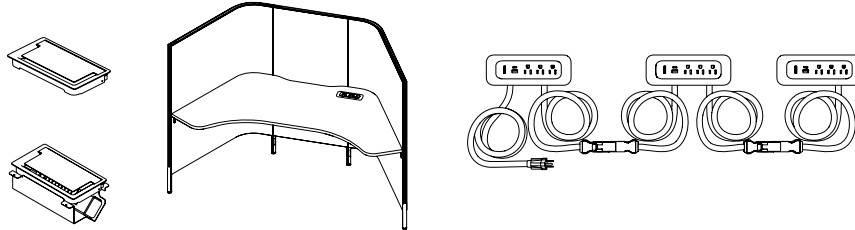
Grommet Application

- In surface.



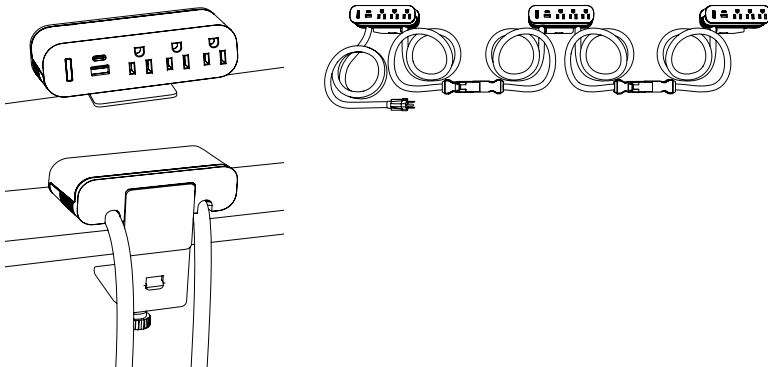
Grommet Application

- In surface Daisy Chain.



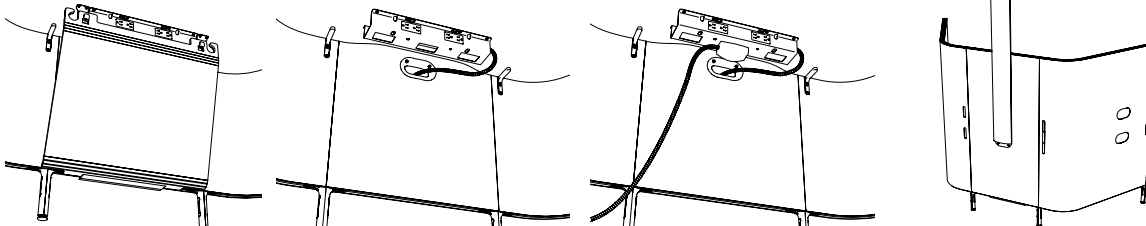
Daisy Chain Interconnect System

- Direct or floor monument outlet plug-in



Dual Circuit Power

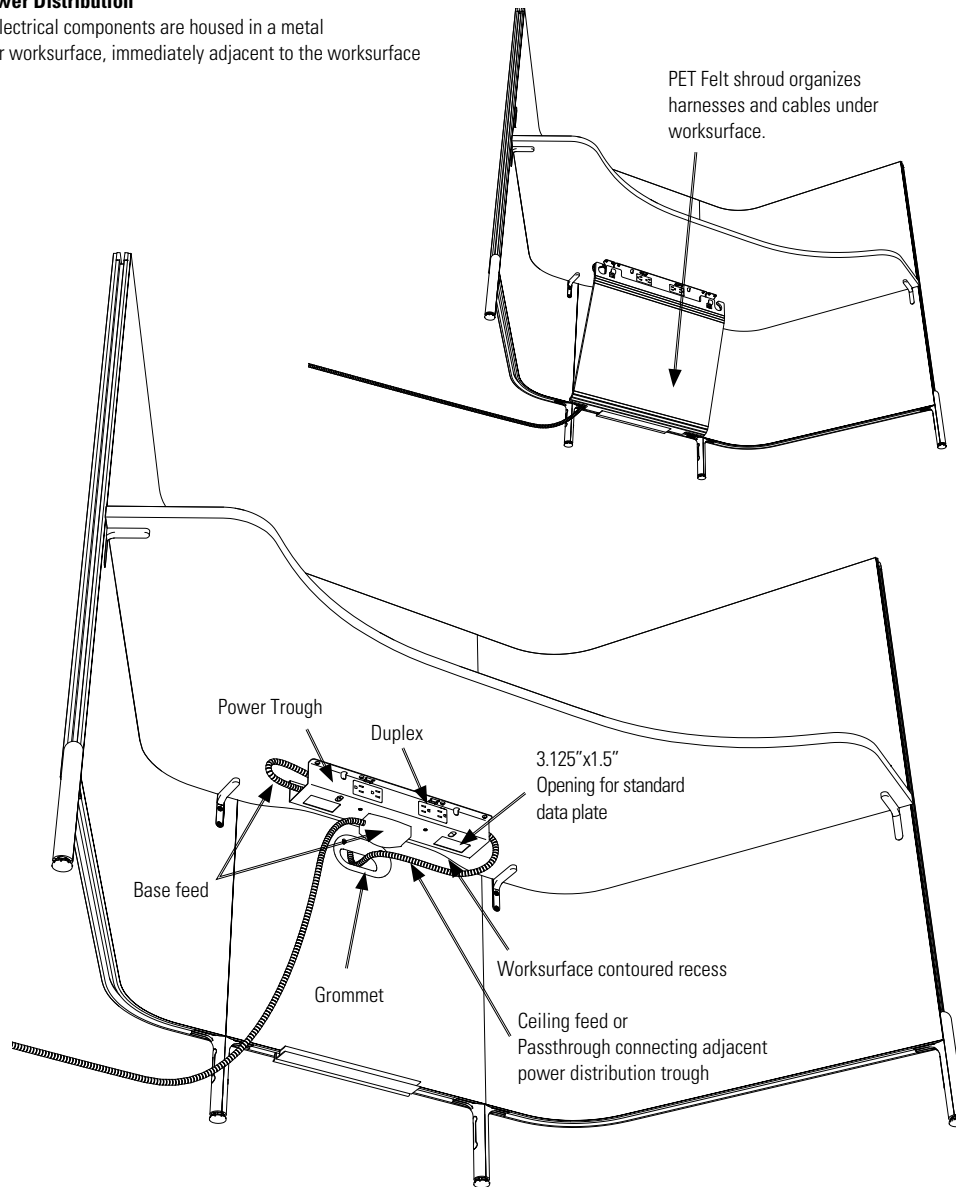
- Hardwired



ELECTRICAL

2 Circuit, 4 Wire Power Distribution

The 4-wire, 2-circuit electrical components are housed in a metal trough, mounted under worksurface, immediately adjacent to the worksurface contoured recess.



STORAGE**Hook**

For hanging small items like earphones.

Shelf

PET Felt liner with rear hole to direct power cords for charging.

Rear Access

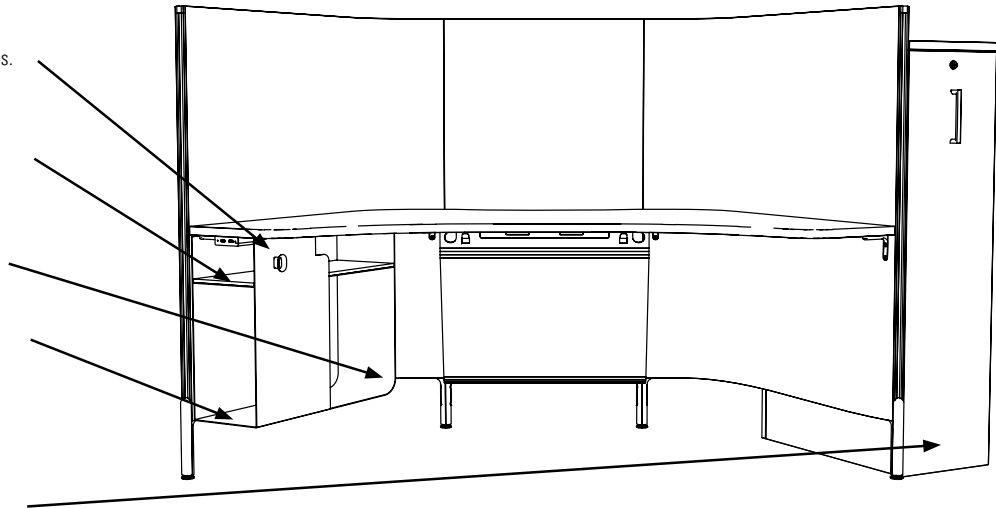
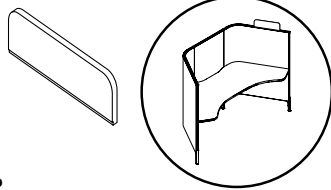
Tuck valuable items out of sight

Bag Drop

Area for storing personal items.

Pantry Storage

Multifunction, customizable storage

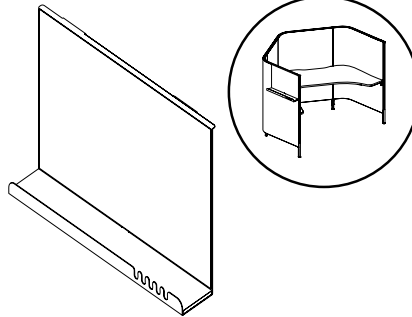
**ACCESSORIES****HXNP****Name Plate**

Height: 3.5"

Depth: 0.5"

Width: 11"

- Two sided white dry erase surface.

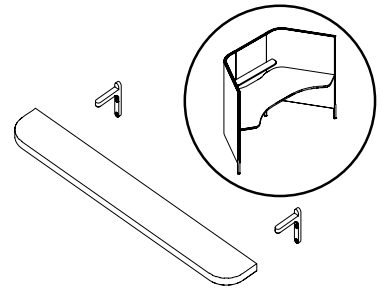
**HXAHS****Hanging Shelf**

Height: 16"

Depth: 3"

Width: 23.5"

- Optional dry erase board available

**HXARWS****Rear Wall Shelf**

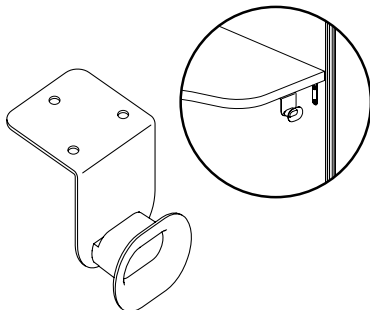
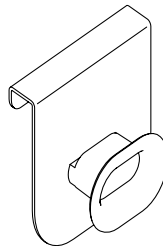
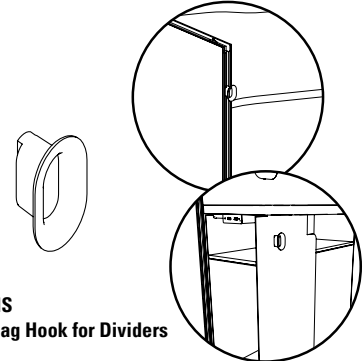
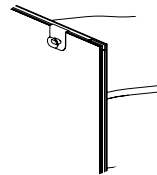
Height: 3/4"

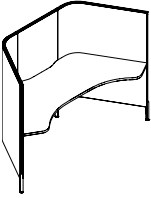
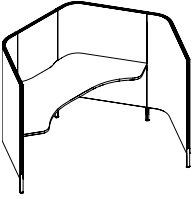
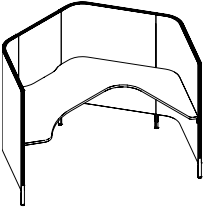
Depth: 4.5"

Width: 32.5"

- Laminate

NOTE : Not compatible with Ceiling Feed Pole or any monitor mounts.

**HXABG****Under Surface Bag Hook****HXACHT****Coat, Bag Hook for horizontal divider edge****HXACHS****Coat, Bag Hook for Dividers**

SOFTPODS AND EXTENSIONS		MODEL#	DIMENSIONS	FREIGHT CLASS	WT/LBS.	CUBIC FT.	LIST PRICE	HP ADD
			D x W x H					
 <p>SoftPOD w/3 Dividers and Worksurface</p>		HX3P5472SW	30 x 72 x 54	70	1	1	\$4056	\$533
		<p>Complete 3 divider pod consisting of one straight back divider, two side j-dividers and one standard worksurface. Installed pod measures 54"h from the floor, 25" from top of surface and has a clearance of 6-3/8" at floor level.</p> <ul style="list-style-type: none"> • Dividers are surfaced with tackable PET felt. Interior PET felt color may be different than the outer. • The divider perimeter reveal trim accepts privacy extensions and is made of polypropylene available only in Charcoal (CHR). • Worksurface choice of thermally fused or high pressure laminate with PVC edge. • Metal legs are powder coated paint, available in Charcoal (CHR) or Designer White (DWT). • Complete pod includes all connecting hardware, tubular legs and supporting brackets. • Extensions, electrical, storage and accessories are specified separately. 						
 <p>SoftPOD w/4 Dividers and Worksurface</p>		HX4P5472SW	65 x 72 x 54	70	1	1	\$5092	\$533
		<p>Complete 4 divider pod consisting of one straight back divider, three side j-dividers and one standard worksurface. Installed pod measures 54"h from the floor, 25" from top of surface and has a clearance of 6-3/8" at floor level.</p> <ul style="list-style-type: none"> • Dividers are surfaced with tackable PET felt. Interior PET felt color may be different than the outer. • The divider perimeter reveal trim accepts privacy extensions and is made of polypropylene available only in Charcoal (CHR). • Worksurface choice of thermally fused or high pressure laminate with PVC edge. • Metal legs are powder coated paint, available in Charcoal (CHR) or Designer White (DWT). • Complete pod includes all connecting hardware, tubular legs and supporting brackets. • J-divider may be installed on the left or right. • Extensions, electrical, storage and accessories are specified separately. 						
 <p>SoftPOD w/4 Dividers and Wraparound Worksurface</p>	<i>right shown</i>	Left:						
		HX4P5472LW	65 x 72 x 54	70	1	1	\$5543	\$751
		Right:						
		HX4P5472RW	65 x 72 x 54	70	1	1	\$5543	\$751
		<p>Complete 4 divider pod consisting of one straight back divider, three side j-dividers and one standard wraparound worksurface. Installed pod measures 54"h from the floor, 25" from top of surface and has a clearance of 6-3/8" at floor level.</p> <ul style="list-style-type: none"> • Dividers are surfaced with tackable PET felt. Interior PET felt color may be different than the outer. • The divider perimeter reveal trim accepts privacy extensions and is made of polypropylene available only in Charcoal (CHR). • Worksurface choice of thermally fused or high pressure laminate with PVC edge. • Metal legs are powder coated paint, available in Charcoal (CHR) or Designer White (DWT). • Complete pod includes all connecting hardware, tubular legs and supporting brackets. • Extensions, electrical, storage and accessories are specified separately. 						

Required specifications

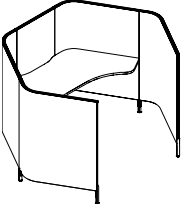
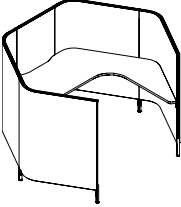


PET felt interior finish
 PET felt exterior finish
 Laminate finish
 Edge finish / Leg finish

Optional specifications

HP laminate
 Grommet option

Accessories

Keyboard tray
 Power block

WORKSURFACES	MODEL#	DIMENSIONS	FREIGHT CLASS	WT/LBS.	CUBIC FT.	LIST PRICE	HP ADD
 <p>SoftPOD w/5 Dividers and Worksurface</p>	<div>D x W x H</div> <div>HX5P5472SW65 x 72 x 547011\$6218\$534</div>						
	<p>Complete 5 divider pod consisting of one straight back divider, four side j-dividers and one standard worksurface. Installed pod measures 54" h from the floor, 25" from top of surface and has a clearance of 6-3/8" at floor level.</p> <ul style="list-style-type: none"> Dividers are surfaced with tackable PET felt. Interior PET felt color may be different than the outer. The divider perimeter reveal trim accepts privacy extensions and is made of polypropylene available only in Charcoal (CHR). Worksurface choice of thermally fused or high pressure laminate with PVC edge. Metal legs are powder coated paint, available in Charcoal (CHR) or Designer White (DWT). Complete pod includes all connecting hardware, tubular legs and supporting brackets. J-dividers can be installed both on left or right side or one on each side. Extensions, electrical, storage and accessories are specified separately. 						
 <p>SoftPOD w/5 Dividers and Wraparound Worksurface</p>	<div>Left:</div> <div>HX5P5472LW65 x 72 x 547011\$6604\$750</div>						
	<div>Right:</div> <div>HX5P5472RW65 x 72 x 547011\$6604\$750</div>						
 <p>Single J-divider</p>	<div>right shown</div> <div>Complete 5 divider pod consisting of one straight back divider, four side j-dividers and one standard wraparound worksurface. Installed pod measures 54" h from the floor, 25" from top of surface and has a clearance of 6-3/8" at floor level.</div>						
	<ul style="list-style-type: none"> Dividers are surfaced with tackable PET felt. Interior PET felt color may be different than the outer. The divider perimeter reveal trim accepts privacy extensions and is made of polypropylene available only in Charcoal (CHR). Worksurface choice of thermally fused or high pressure laminate with PVC edge. Metal legs are powder coated paint, available in Charcoal (CHR) or Designer White (DWT). Complete pod includes all connecting hardware, tubular legs and supporting brackets. J-divider may be installed on the left or right. Extensions, electrical, storage and accessories are specified separately. 						
 <p>Single J-divider</p>	<div>HXP5430AP6 x 30 x 547020.181\$1161</div>						
	<p><i>To be ordered as an add-on to a previously ordered 3-divider or 4-divider pod. A single divider is curved; non-handed; symmetrical along the horizontal axis. J-dividers are surfaced with PET felt. Interior PET felt color may be different than the outer. Installed pod measures 54" h from the floor, 25" from top of surface and has a clearance of 6-3/8" at floor level.</i></p> <ul style="list-style-type: none"> The divider perimeter reveal trim accepts privacy extensions and is made of polypropylene available only in Charcoal (CHR). J-divider comes complete with top connector kit, shared leg kit and trim. If a single J-divider is ordered as an add-on to a previous order, the PET felt finish may or may not match based on dyelot and fading. J-divider is not freestanding. 						

Required specifications	Optional specifications	Accessories
PET felt interior finish PET felt exterior finish Laminate finish Edge finish / Leg finish	HP laminate Grommet option	Keyboard tray Power block

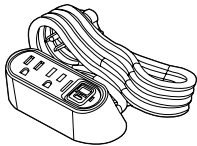
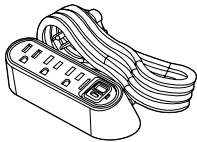

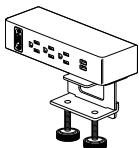
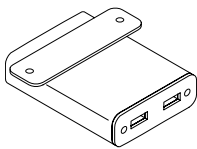

LIST PRICE

\$99
\$296

\$108
\$258

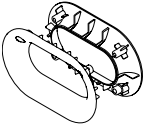
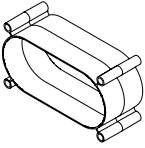
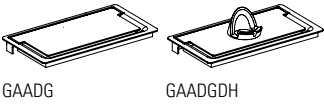
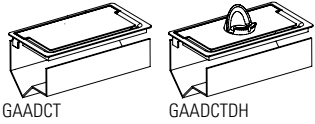
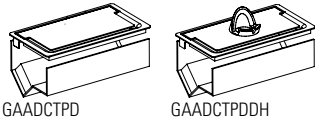
- PET felt divider surface is tackable.
- Perforated pattern option available, shown with “**P**” at the end of the code.

global globalfurnituregroup.com

POWER/DATA	MODEL#	DIMENSIONS D x W x H	FREIGHT CLASS	WT./LBS.	CUBIC FT.	LIST PRICE
 <p>DPC Slim Desktop 2 Power/USB-A and -C</p>	PSDPC22W	2.25 x 4.88 x 2.25	60	2.5	0.05	\$307
	Desktop power center with two 15A tamper resistant power receptacles, one USB-A port and one USB-C port (provides 3.1A). 10' cord with molded plug. Includes three mounting options: a screw-in mounting plate for forward facing outlets; under surface mount bracket; or a clamp mounting kit for 0.5"-1.5" thick surfaces. Gloss White body with Grey face.					
 <p>DPC Slim Desktop 3 Power/USB-A and -C</p>	PSDPC32W	2.25 x 6 x 2.25	60	2.6	0.05	\$405
	Desktop power center with three 15A tamper resistant power receptacles, one USB-A port and one USB-C port (provides 3.1A). 10' cord with molded plug. Includes three mounting options: a screw-in mounting plate for forward facing outlets; under surface mount bracket; or a clamp mounting kit for 0.5"-1.5" thick surfaces. Gloss White body with Grey face.					
 <p>Duo Module</p>	BRED50	3.2 x 5.5 x 1.8	70	2.5	0.14	\$386
	The duo power module is completely integrated with a mounting clamp to attach to the edge of a worksurface. Provides two outlets and two 2.1 amp USB ports. White face plate, outlets and bracket; 72" long three-prong black cord, silver body.					
 <p>Trio Plus Module</p>	BRETP53	3.2 x 8 x 1.8	70	2.5	0.14	\$436
	The trio plus power module is completely integrated with a mounting clamp to attach to the edge of a worksurface or above worksurface shelves. Provides three outlets and two 2.1 amp USB ports and an adapter kit containing blank cover, HDMI, RJ45 or VGA adapter brackets. Note: HDMI, RJ45 and VGA connectors are not included. White face plate, outlets, adapters and brackets; 72" long three-prong black cord.					
 <p>Under Worksurface/Edge USB Charger</p>	HXEUWC	4 x 3 x 1	70	0.31	1	\$512
	Under surface table-mounted module with dual USB-A & -C charging ports. Consists of one 15 watt USB-C charging outlet and one 2.1 amp USB-A charging outlet. Unit has white housing, white powder coated mounting bracket and white electrical cord.					
 <p>Cable Shroud*</p>	HXECS	9.73 x 23.5 x 20.85	70	1.62	1	\$106
	Secures to the bottom of the worksurface and clips to the bottom of straight section of any divider. Includes all connecting hardware. Specify PET felt color.					

Required specifications

PET felt color*

POWER/DATA	MODEL#	DIMENSIONS D x W x H	FREIGHT CLASS	WT/LBS.	CUBIC FT.	LIST PRICE
 <p>Divider Grommet Kit*</p>	HXEPGK	2.75 x 5.5 x 3.25	70	0.27	1	\$41
	Facilitates passage of wires through any softPOD divider. Can be located either below or above the worksurface. Installed on site; no need to order special dividers. Powder coated die-cast aluminum divider grommet - specify Charcoal (CHR) or White (DWT). Can be installed on a single panel or to connect two panels when used in conjunction with the Divider Grommet Connector/Spacer.					
 <p>Divider Grommet Connector/Spacer</p>	HXEPGCS	2.75 x 5.5 x 3.25	70	0.04	1	\$19
	Converts any divider grommet kit into a connector. Clamps two dividers together through the divider grommet opening. Can be located above or below the worksurface at pre-determined locations. Specify with the Divider Grommet Kit or use with the Divider Grommet Kit included in the Station 2-Circuit Power Kit. Made of injection molded ABS in Charcoal (CHR).					
 <p>GAADG GAADGDH</p> <p>Access Door Module</p>	GAADG	5.54 x 10.09 x 1.08	--	2	0.04	\$90
	GAADGDH	5.54 x 10.09 x 1.08	--	2	0.04	\$97
	Soft close door is set back from edge to allow for cable pass thru when closed. Available in all standard base finishes. GAADGDH includes device holder for most mobile phones or tablets. Holder is only available in White. SoftPOD can only accommodate one grommet per worksurface.					
 <p>GAADCT GAADCTDH</p> <p>Access Door Module w/Cable Tray</p>	GAADCT	5.54 x 10.09 x 5.07	--	4	0.19	\$145
	GAADCTDH	5.54 x 10.09 x 5.07	--	4	0.19	\$153
	Soft close door is set back from edge to allow for cable pass thru when closed. Cable tray comes standard with one telecom knockout and platform to mount a power bar. Sides are open for easy access. Available in all standard base finishes. GAADCTDH includes device holder for most mobile phones or tablets. Holder is only available in White. SoftPOD can only accommodate one grommet per worksurface.					
 <p>GAADCTPD GAADCTPDDH</p> <p>Access Door Module w/Cable Tray and Power Bar</p>	GAADCTPD	5.54 x 10.09 x 6.96	--	4	0.20	\$307
	GAADCTPDDH	5.54 x 10.09 x 6.96	--	4	0.20	\$316
	Soft close door is set back from edge to allow for cable pass thru when closed. Cable tray comes standard with one telecom knockout and platform to mount a power bar. Power bar with 3 simplex and 2 USB, CSA Certified. Sides are open for easy access. Available in all standard base finishes. GAADCTPDDH includes device holder for most mobile phones or tablets. Holder is only available in White. SoftPOD can only accommodate one grommet per worksurface.					

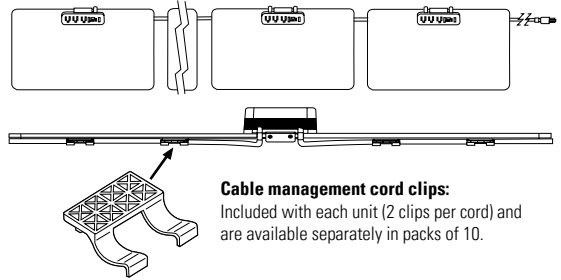
Required specifications

Grommet finish*

POWER/DATA	MODEL#	DIMENSIONS	FREIGHT CLASS	WT/LBS.	CUBIC FT.	LIST PRICE
D x W x H						

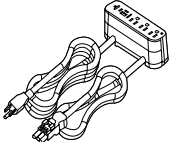
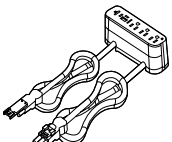
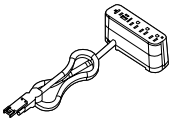
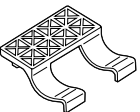
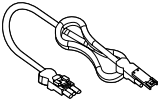
- Connect up to four units from a single infeed, delivering AC power and USB charging to the table tops.
- Starter modules include 10' corded infeed with three prong NEMA plug.
- Touch safe easy to use connectors from module to module with added latch to prevent unintended separation.
- Each module features three tamper-resistant receptacles, USB-A and USB-C charging ports.
- Overall maximum length joined together not to exceed 48.5 feet per infeed.
- UL listed to **UL962A SD**, the standard for furniture power distribution units on portable/movable workspace tables.
- Certified to CSA standard **C22.2 No. 203-16**.
- On-surface modules come with a clamp mount that will accommodate any material from 0.5" to 1.5" thick; additional brackets are also included for alternate screw in mounting options that can accommodate vertical or horizontal positions.

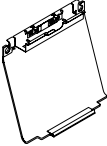
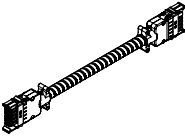
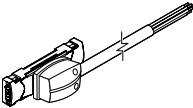


On Surface



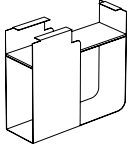
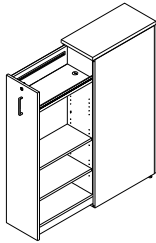
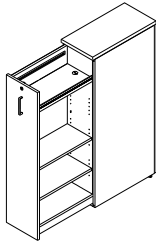
Cable management cord clips:

Included with each unit (2 clips per cord) and are available separately in packs of 10.

MODPOWER DAISY-CHAIN SOLUTION	MODEL#	DIMENSIONS	FREIGHT CLASS	WT/LBS.	CUBIC FT.	LIST PRICE
 ModPower On-Surface Starter Unit*	PMDSA10MG	1.75 x 6.13 x 2.5	150	4.33	1	\$551
	PMDSA10WH	1.75 x 6.13 x 2.5	150	4.33	1	\$551
 ModPower On-Surface Middle Unit*	PMDCA3MG	1.75 x 6.13 x 2.5	250	3.33	1	\$521
	PMDCA3WH	1.75 x 6.13 x 2.5	250	3.33	1	\$521
 ModPower On-Surface End Unit*	PMDEA3MG	1.75 x 6.13 x 2.5	250	2.75	1	\$459
	PMDEA3WH	1.75 x 6.13 x 2.5	250	2.75	1	\$459
 ModPower Cable Management Clips	PMDCLIPS	2.5 x 2.6 x .6	70	0.03	0.02	\$92
		Package of 10 clips.				
 ModPower Interconnecting Jumper	PMDJ36BK	-- x 36 x --	70	1.38	0.09	\$308
		Interconnection jumper cord to add an additional 3' of cord length between in-surface and on-surface ModPower units. 3' cord with male and female connector. Package of 2 jumpers. UL Listed: UL 962A.				

ELECTRICAL	MODEL#	DIMENSIONS	FREIGHT CLASS	WT/LBS.	CUBIC FT.	LIST PRICE
		D x W x H				
	HXEPK11	9.73 x 23.5 x 20.85	300	3.92	2.76	\$434
	HXEPK12	9.73 x 23.5 x 20.85	300	3.92	2.76	\$434
	HXEPK22	9.73 x 23.5 x 20.85	300	3.92	2.76	\$434
	Station 2-Circuit power kit consists of two duplexes, trough, cable shroud and divider grommet. Accommodates up to two standard data plates (data plates not included). Accommodates center mount single or dual screen monitor arm. Facilitates 2-circuit power delivery. Facilitates power connection between stations. Specify Station to Station Jumper. Specify duplex circuit #1, #2 or combination of #1+2. Ceiling or base feed not included - specify separately. Trough is powder coated metal in Charcoal (CHR). Includes all connecting hardware, supporting brackets and through divider grommet.					
	HXEPPJ	2 x 60 x 2	60	5	0.13	\$168
Facilitates power connection between stations (through divider grommet, under the worksurface).						
	HXEBCF	2 x 72 x 2	150	5.6	1	\$367
Provides single power entry from floor into 2-Circuit Power Kit under worksurface. 6' long liquid tight whip plugs into the side of the left or right duplex. Must be hard wired to the building power supply by a licensed electrician.						
	HXECF	2 x 144 x 2	60	5.6	0.06	\$249
Ceiling feed plugs into side of left or right duplex mounted within the 2-Circuit Power Kit. 10' long metal conduit, ready to be hardwired to building power supply. Strain relief fitting provided; junction box is not included. To be used with HXECFP - Ceiling Feed Pole.						
	HXECFP	1.5 x 6 x 116	85	5.49	0.38	\$210
Manages power and data cables between ceiling and worksurface. Aluminum extrusion with PVC cover secures to the divider grommet and passes below worksurface through the worksurface contoured recess. Includes mounting hardware and ceiling bezel. Hardware for securing the pole above ceiling tile is not included. Specify paint finish. Ceiling Feed HXECF must be ordered separately. PVC cover is standard in Charcoal (CHR). Cover can be removed to access cabling inside.						

Required specifications
PET felt color*
Paint finish**

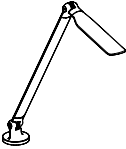
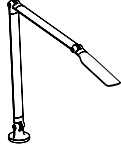

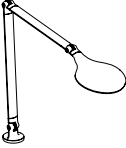
STORAGE	MODEL#	DIMENSIONS	FREIGHT CLASS	WT./LBS.	CUBIC FT.	LIST PRICE	HP ADD
 <p>Under Worksurface Casual Storage Unit*</p>	D x W x H						
	HXSCSO	24 x 8 x 21	70	20.18	1	\$456	n/a
 <p>Pantry Storage**</p>	Open storage with shelf; extension at the back provides side compartment. Sheet metal construction with PET felt liner. 24"D. Secures to bottom of worksurface. Order coat hook HXACHS, attaches to either left or right side of storage unit (sold separately).						
	FFPO1224H54NL	24 x 12 x 54	70	138	9	\$2551	\$29
 <p>Pantry Storage - w/USB**</p>	FFPO1230H54NL	30 x 12 x 54	85	153	11	\$2673	\$29
	FFPO1236H54NL	36 x 12 x 54	92.5	167	14	\$2796	\$40
<p><i>Left (NL) shown</i></p>	FFPO1224H54NR	24 x 12 x 54	70	138	9	\$2551	\$29
	FFPO1230H54NR	30 x 12 x 54	85	153	11	\$2673	\$29
<p><i>Left (NL) shown</i></p>	FFPO1236H54NR	36 x 12 x 54	92.5	167	14	\$2796	\$40
	FFPO1824H54NL	24 x 18 x 54	92.5	166	14	\$2956	\$40
<p><i>Left (NL) shown</i></p>	FFPO1830H54NL	30 x 18 x 54	92.5	182	17	\$3090	\$51
	FFPO1836H54NL	36 x 18 x 54	100	197	20	\$3223	\$57
<p><i>Left (NL) shown</i></p>	FFPO1824H54NR	24 x 18 x 54	92.5	166	14	\$2956	\$40
	FFPO1830H54NR	30 x 18 x 54	92.5	182	17	\$3090	\$51
<p><i>Left (NL) shown</i></p>	FFPO1836H54NR	36 x 18 x 54	100	197	20	\$3223	\$57
	The pull out cabinet serves as a multifunctional, customizable storage unit that both defines space and enhances privacy in an open plan environment. Internal organization consists of two fixed shelves on the top and bottom. The two middle shelves are adjustable. Two accessory rails (each 18.25" long) are standard and will accept metal accessories (sold separately - see previous page). Interior cabinet shelves and back are standard in Designer White. Cabinet shell, drawer and top can be specified in any standard laminate. FFPOxxxxx will not allow binders.						
<p><i>Left (NL) shown</i></p>	<ul style="list-style-type: none"> For Dry-erase marker board, specify DE and add \$392. If specified, the dry-erase marker laminate will be applied to the external surface of the pull-out drawer side wall. 						
	FFPO1224H54NLUSB	24 x 12 x 54	70	138	9	\$3126	\$29
<p><i>Left (NL) shown</i></p>	FFPO1230H54NLUSB	30 x 12 x 54	85	153	11	\$3248	\$29
	FFPO1236H54NLUSB	36 x 12 x 54	92.5	167	14	\$3370	\$40
<p><i>Left (NL) shown</i></p>	FFPO1224H54NRUSB	24 x 12 x 54	70	138	9	\$3126	\$29
	FFPO1230H54NRUSB	30 x 12 x 54	85	153	11	\$3248	\$29
<p><i>Left (NL) shown</i></p>	FFPO1236H54NRUSB	36 x 12 x 54	92.5	167	14	\$3370	\$40
	FFPO1824H54NLUSB	24 x 18 x 54	92.5	166	14	\$3530	\$40
<p><i>Left (NL) shown</i></p>	FFPO1830H54NLUSB	30 x 18 x 54	92.5	182	17	\$3665	\$51
	FFPO1836H54NLUSB	36 x 18 x 54	100	197	20	\$3798	\$57
<p><i>Left (NL) shown</i></p>	FFPO1824H54NRUSB	24 x 18 x 54	92.5	166	14	\$3530	\$40
	FFPO1830H54NRUSB	30 x 18 x 54	92.5	182	17	\$3665	\$51
<p><i>Left (NL) shown</i></p>	FFPO1836H54NRUSB	36 x 18 x 54	100	197	20	\$3798	\$57
	The pull out cabinet serves as a multifunctional, customizable storage unit that both defines space and enhances privacy in an open plan environment. Internal organization consists of two fixed shelves on the top and bottom. Top shelf comes with grey felt surface and grommet which allows for cable passage from the USB outlet (located below the top shelf). A 2-prong power cord exits the cabinet through the floor at the back. The two middle shelves are adjustable. Two accessory rails (each 18.25" long) are standard and will accept metal accessories (sold separately - see previous page). Interior cabinet shelves and back are standard in Designer White. Cabinet shell, drawer and top can be specified in any standard laminate. FFPOxxxxx will not allow binders.						
<p><i>Left (NL) shown</i></p>	<ul style="list-style-type: none"> For Dry-erase marker board, specify DE and add \$392. If specified, the dry-erase marker laminate will be applied to the external surface of the pull-out drawer side wall. 						

Required specifications

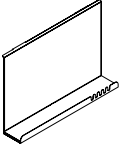
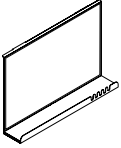


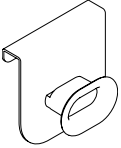
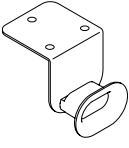

Paint finish*

Laminate finish**

TASK LIGHTING	MODEL#	DIMENSIONS	FREIGHT CLASS	WT/LBS.	CUBIC FT.	LIST PRICE	HP ADD
D x W x H							
Mounting Options for Voyage and Revo Lights: Freestanding Base (FS) Freestanding Base with USB charge port (FSUSB) - Add \$104 . Surface Mount (SM) Clamp Mount (CM)							

REVO + VOYAGE	MODEL#	DIMENSIONS	FREIGHT CLASS	WT/LBS.	CUBIC FT.	LIST PRICE
	LINLAMPS	6 x 6 x 14.1	60	2.66	.01	\$672
Voyage - Single Arm	Fully articulating body with single arm. 6' power cord. Touch and hold dimming capability, with auto shut-off after 10 hours. Brightness adjustment from 100% to 15%. 18 fractional LEDs, 337 lumens, 3500K color temperature. 85 CRI. 94% post consumer recyclability by weight. Available in Black (BLK), White (WHT) and Silver (SLV). Mounting accessories sold separately (see above). Optional integrated USB port in base (FSUSB) allows for charging of mobile devices. UL Listed: UL 1153:2014. • Occupancy Sensor (OS) - Add \$78					
	LINLAMPD	6 x 6 x 21.6	60	2.66	.01	\$688
Voyage - Double Arm	Fully articulating body with double arm. 6' power cord. Touch and hold dimming capability, with auto shut-off after 10 hours. Brightness adjustment from 100% to 15%. 18 fractional LEDs, 337 lumens, 3500K color temperature. 85 CRI. 94% post consumer recyclability by weight. Available in Black (BLK), White (WHT) and Silver (SLV). Mounting accessories sold separately (see above). Optional integrated USB port in base (FSUSB) allows for charging of mobile devices. UL Listed: UL 1153:2014. • Occupancy Sensor (OS) - Add \$78					
	RNDLAMPS	6 x 6 x 14.1	60	2.66	.01	\$672
Revo - Single Arm	Fully articulating body with single arm. 6' power cord. Touch and hold dimming capability, with auto shut-off after 10 hours. Brightness adjustment from 100% to 15%. 18 fractional LEDs, 294 lumens, 3500K color temperature. 85 CRI. 94% post consumer recyclability by weight. Available in Black (BLK), White (WHT) and Silver (SLV). Mounting accessories sold separately (see above). Optional integrated USB port in base (FSUSB) allows for charging of mobile devices. UL Listed: UL 1153:2014. • Occupancy Sensor (OS) - Add \$78					
	RNDLAMPD	6 x 6 x 21.6	60	2.66	.01	\$688
Revo - Double Arm	Fully articulating body with double arm. 6' power cord. Touch and hold dimming capability, with auto shut-off after 10 hours. Brightness adjustment from 100% to 15%. 18 fractional LEDs, 294 lumens, 3500K color temperature. 85 CRI. 94% post consumer recyclability by weight. Available in Black (BLK), White (WHT) and Silver (SLV). Mounting accessories sold separately (see above). Optional integrated USB port in base (FSUSB) allows for charging of mobile devices. UL Listed: UL 1153:2014. • Occupancy Sensor (OS) - Add \$78					

Required Specifications	Optional Specifications
Finish Mount	Occupancy Sensor

ACCESSORIES	MODEL#	DIMENSIONS D x W x H	FREIGHT CLASS	WT/LBS.	CUBIC FT.	LIST PRICE	HP ADD
 <p>Hanging Shelf*</p>	HXAHS	3 x 23.5 x 16	150	8.8	1.91	\$145	n/a
Suspends from the divider's top reveal. Installed board measures 16" from top; 9" from top of worksurface. Shelf is painted metal, tray insert is PET felt. Magnetic.							
 <p>Hanging Shelf w/Dry Erase Board*</p>	HXAHSWB	3 x 23.5 x 16	100	9.57	1	\$555	n/a
Suspends from the divider's top reveal. Installed board measures 16" from top; 9" from top of worksurface. White surface, painted metal frame, tray insert is PET felt. Magnetic.							
 <p>Rear Wall Shelf**</p>	HXARWS	4.5 x 32.25 x 0.75	250	2.8	1.13	\$148	xx
3/4" laminate shelf; non-handed, with pre-determined mounting points. 2.5" front radii. <i>Not compatible with Ceiling Feed Pole or any monitor mounts.</i>							
 <p>Coat/Bag Hook for Dividers*</p>	HXACHS	0.75 x 1.25 x 2	70	0.05	1	\$42	n/a
Can be installed anywhere along the divider perimeter reveal or either side of the Under Surface Casual Storage Unit. Made of die-cast aluminum; plug insert is PET felt.							
 <p>Coat/Bag Hook for Divider Edge*</p>	HXACHT	0.75 x 1.25 x 2	70	0.23	1	\$49	n/a
Can be installed anywhere along the divider perimeter reveal or either or both sides of any divider. Made of die-cast aluminum with steel brackets; plug insert is PET felt.							
 <p>Under Surface Bag Hook*</p>	HXABH	0.75 x 1.25 x 2	70	0.18	1	\$46	n/a
Can be secured to the bottom of worksurface. Made of die-cast aluminum with steel brackets; plug insert is PET felt.							
 <p>Name Plate</p>	HXNP	0.5 x 10.75 x 3.625	70	0.26	0.01	\$84	n/a
Sits inside the divider top reveal. Two-sided white dry erase surface laminated to 1/2" PET felt. Can be mounted horizontally or vertically.							

Required specifications

Paint finish*

Laminate finish**