

Softpod

Effective September 2023 Canada

APPLICATION GUIDE & PRICELIST™
softpod

D

DISTRIBUTION

global

Introduction

| | |
|---------------------|---|
| Why Softpod? | 2 |
| Statement Of Line | 3 |
| Footprint | 4 |
| Off grid Planning | 4 |
| Scalable | 5 |
| Power Connections | 6 |
| Quick Specification | 6 |
| Space Planning | 7 |

Planning and Application

| | |
|---|----|
| Pod Formats | 8 |
| Planning for Single Softpod with 3 Dividers | 8 |
| Planning for Single Softpod with 4 Dividers | 9 |
| Planning for Single Softpod with 5 Dividers | 9 |
| Center | |
| Planning for Single Softpod with 5 Dividers | 10 |
| Left / Right | |
| Privacy Extensions | 11 |
| PET Felt Colour Programming | 13 |
| Worksurface Dimensions | 13 |
| Grommet Location | 14 |
| Electrical | 15 |
| Storage | 18 |
| Accessories | 18 |

Price List

| | |
|-------------------------|----|
| Softpods and Extensions | 19 |
| Electrical | 21 |
| Storage | 25 |
| Accessories | 26 |

Why Softpod?

Softpod is where flexibility meets focus - bringing a new work style option to the Global family of products. This sleek privacy pod is a cozy, secluded space dedicated to focus. Its multi-segmented dividers and hexagon shape offer flexibility for both privacy and space planning.

Divider:

- PET Felt / aluminum composition
- Channel edge allows for add-on privacy

PET Felt features:

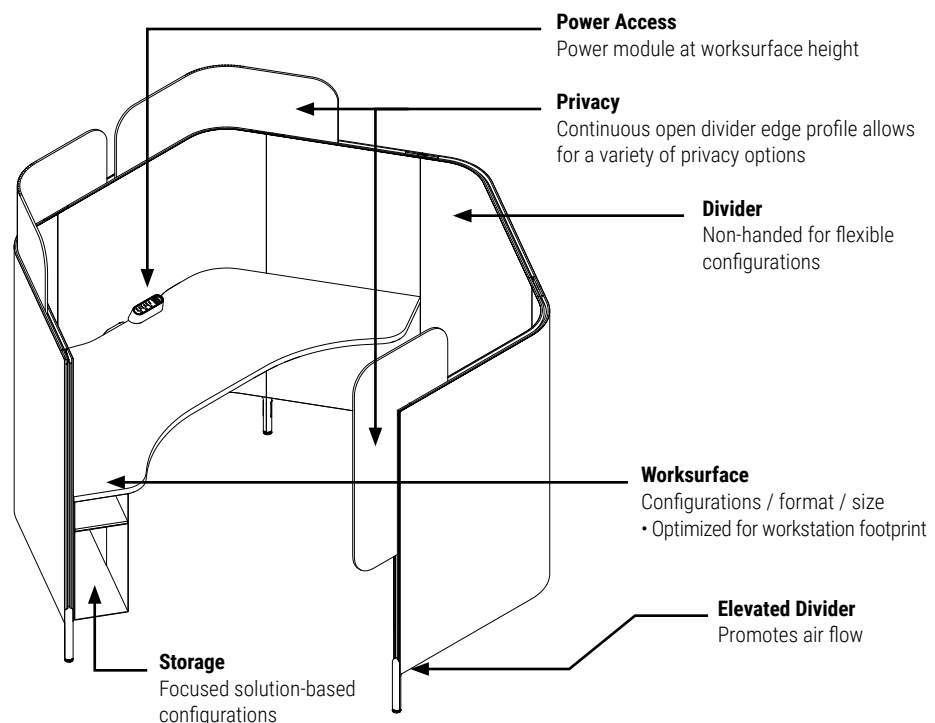
- Tackable acoustic material
- Soft form capability

Electrical:

- Simple interconnect / direct plug-in or
- Hard wire formats

Storage:

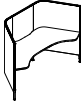
- Solution based



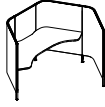
Statement Of Line

Softpods

HX3P5472SW

Softpod with 3 Dividers
and Worksurface

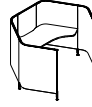
HX4P5472SW

Softpod with 4 Dividers
and Worksurface

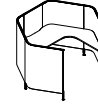
HX4P5472R/LW

Softpod with 4 Dividers and
Wrap Around Worksurface

HX5P5472SW


Softpod with 5 Dividers
and Worksurface

HX5P5472WW

Softpod with 5 Dividers and
Wrap Around Worksurface

HXP5430

Single J-divider



Extensions

HXPAEFE

End PET Felt Extension
Divider Add-on

HXPACFE

Corner PET Felt Extension
Divider Add-on

HXPATCFE

Top Corner PET Felt Extension
Divider Add-on

Electrical

BRED50

Duo Module

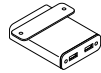


BRET53

Trio Plus Module



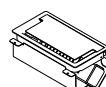
HXEUWC

Under Worksur-
face/ Edge USB
Charger

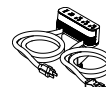
GAADG

Access Door
Module

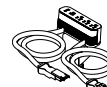
GAADCT

Access Door Module
with Cable Tray

GMDSA10

ModPower Starter
Mounted Unit

GMDCA3

ModPower Middle
Mounted Unit

GMDEA3

ModPower End
Mounted Unit

GMDSF10

ModPower In Surface
Starter Unit

GMDCF3

ModPower In
Surface Middle Unit

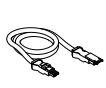
GMDEF3

ModPower In
Surface End Unit

GMDCLIPS

ModPower Man-
agement Clips

GMDJ36BK

ModPower Intercon-
necting Jumper

GMDPC22W

Slim Desktop Power
Module, 2 Duplex

GMDPC32W

Slim Desktop Power
Module, 3 Duplex

HXEPK


Station 2-Circuit
Power Kit

HXECS

Cable Shroud



HXEPPJ

Station to Station
Jumper

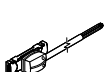
HXECF

Ceiling Feed



HXEBF

Base Feed



HXECFP

Ceiling Feed Pole



HXEPGK

Divider Grommet
Kit

HXEPGCS

Divider Grommet
Connector / Spacer

Accessories

BLVELEDVS

LED Single Arm
Lamp

BLVELEDVD

LED Double Arm
Lamp

BLVELEDVS

LED Single Arm
Lamp

BLVELEDVD

LED Double Arm
Lamp

BLVELEDASCM

Lamp Mounting
Options

BLVELEDAFS

Lamp Mounting
Options

HXAHS

Hanging Shelf



HXAHSWB

Hanging Shelf with
Dry Erase Board

HXARWS

Rear Wall Shelf



HXACHS

Coat/Bag Hook
for Dividers

HXACHT

Coat/Bag Hook
for Dividers Edge

HXABH

Under Surface
Bag Hook

HXNP

Name Plate



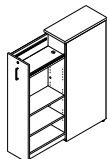
Storage

HXSCSO

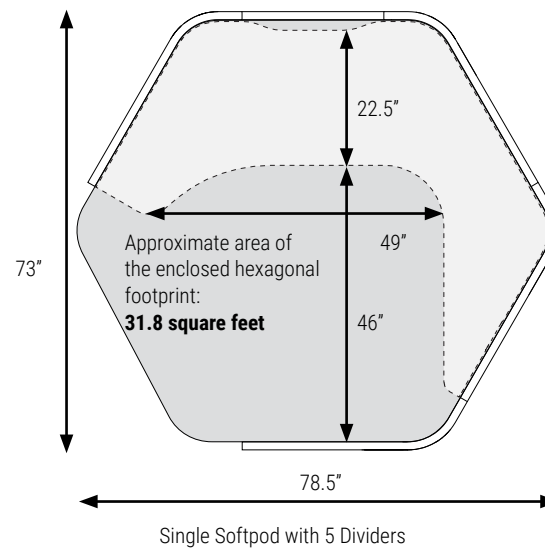
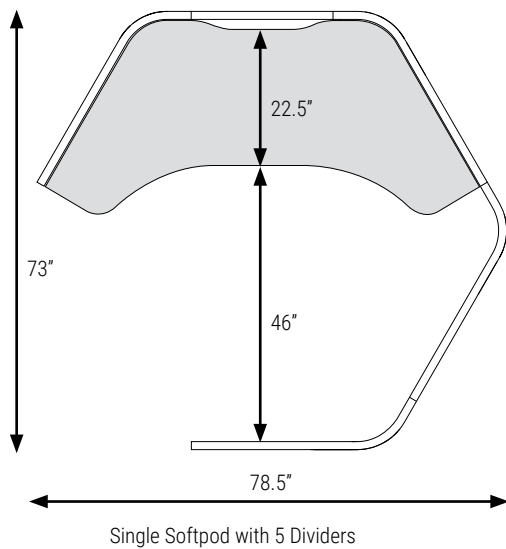
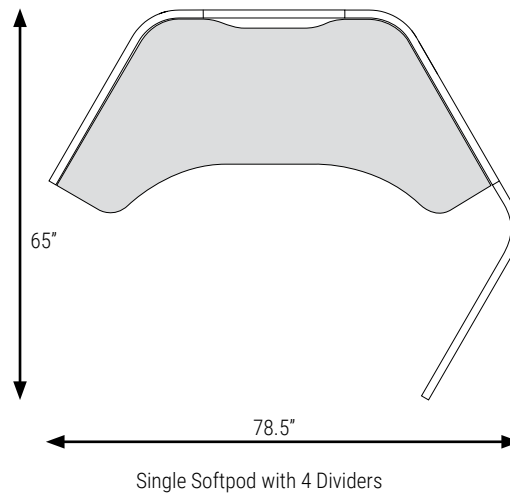
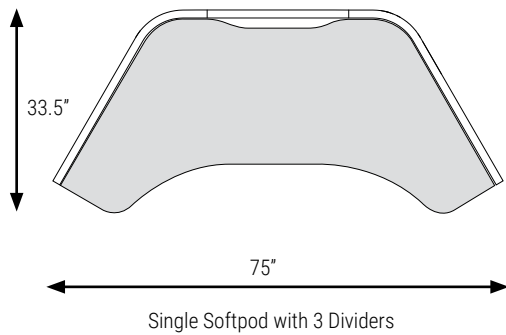
Under Work-
surface Casual
Storage Unit

L2PO

Pantry Storage

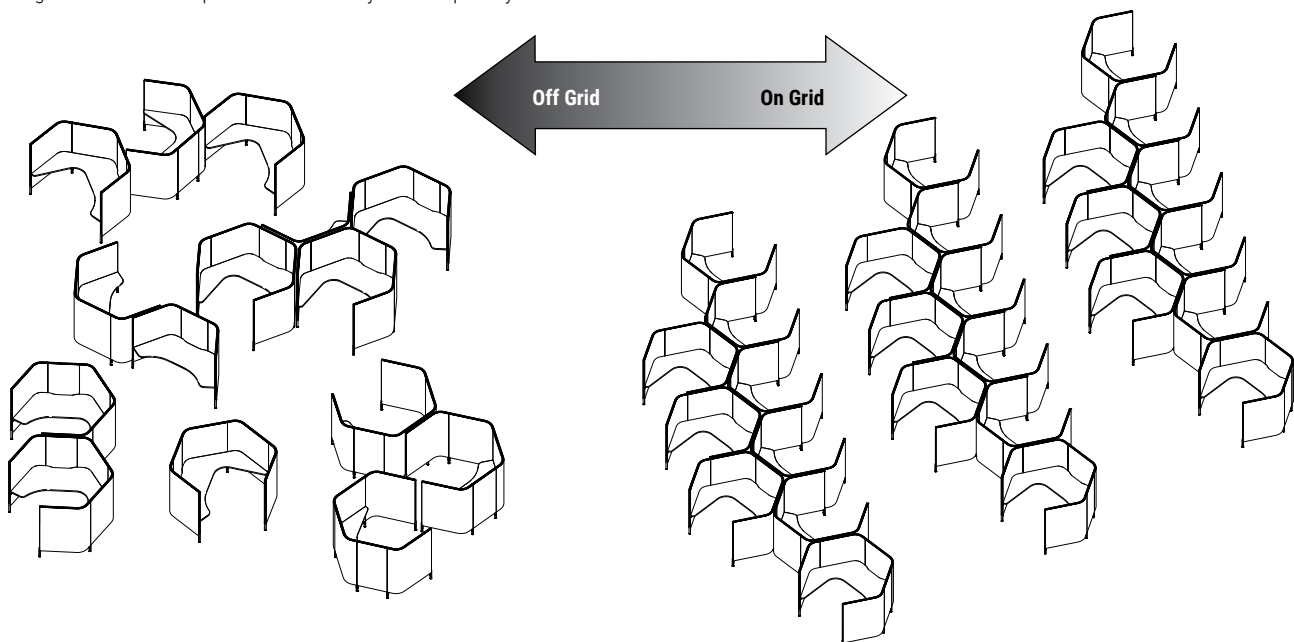


Footprint



Off Grid Planning

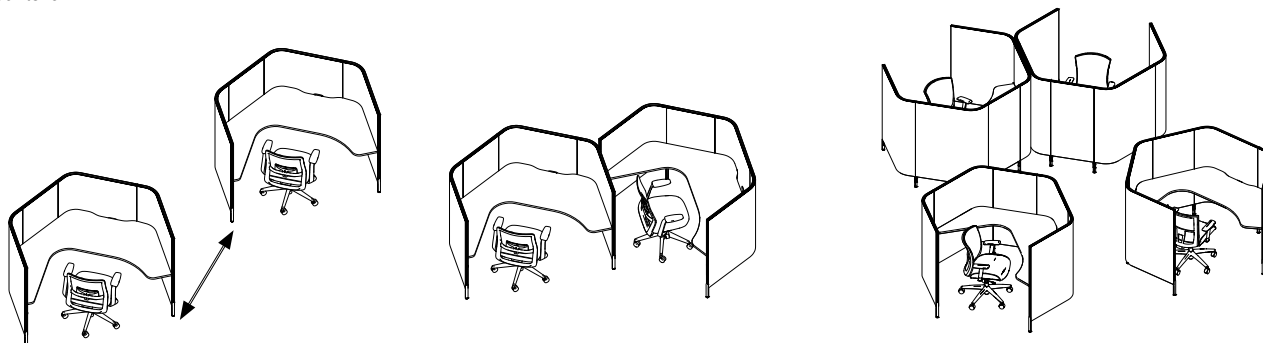
The flexible format of Softpod offers a variety of planning options and encourages both on and off grid layouts. From a single or cluster of Softpods this versatile system adapts to your needs.



Off Grid Planning

Agile

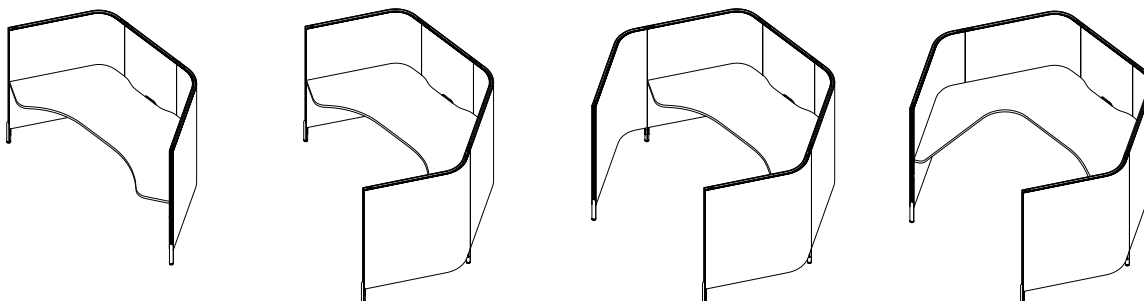
The freestanding, single Softpod can flex to support any number of employees in a hybrid work environment. The pods can be easily reconfigured and adjusted as needs change. Its small kit of parts and thoughtfully designed features make it easy to specify and keep inventory counts low. Easy to specify and keep inventory counts low.



Scalable

The adaptable dividers give the ability to address the level of privacy needed on a station by station basis.

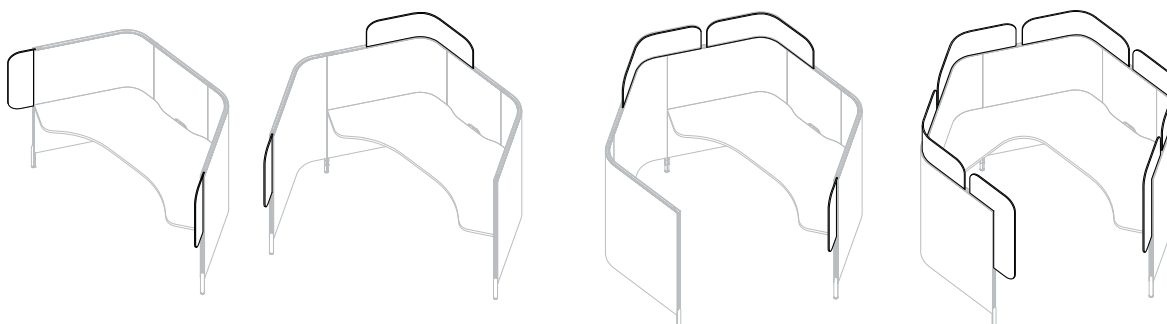
Softpod PRIVACY



Less Privacy

More Privacy

Extensions - PRIVACY

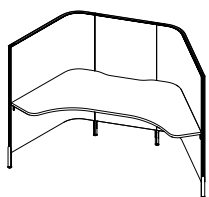


Less Privacy

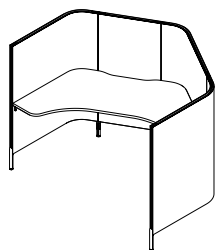
More Privacy

Quick Specification

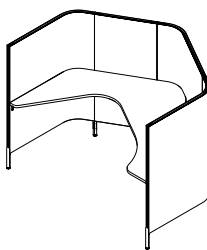
Softpod's small and complete kits allows for quick and efficient movement of product from time of specification to installation.



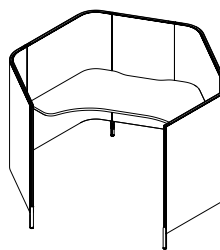
Single Pod with 3 Dividers



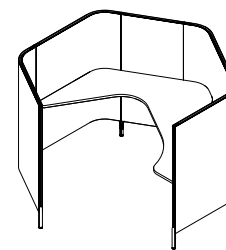
Single Pod with 4 Dividers



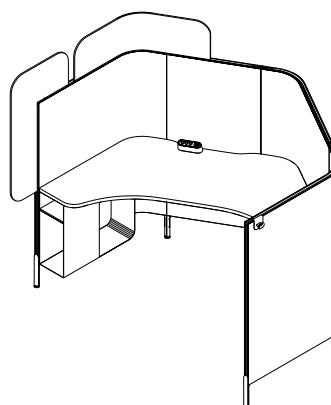
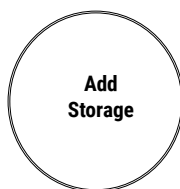
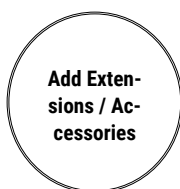
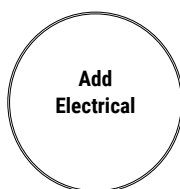
Single Pod with 4 Dividers
and Wrap Around Surface



Single Pod with 5 Dividers



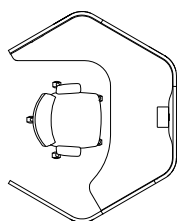
Single Pod with 5 Dividers and
Wrap Around Surface



Power Connections

Plug In

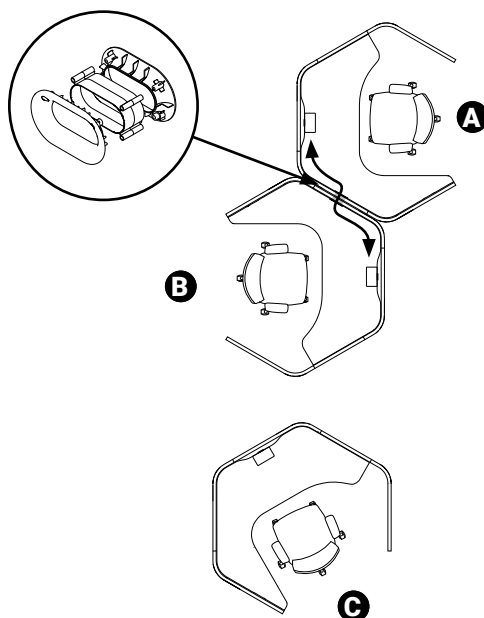
Simple casual wire - Direct plug-in or hard wired.



Daisy Chain Interconnect System

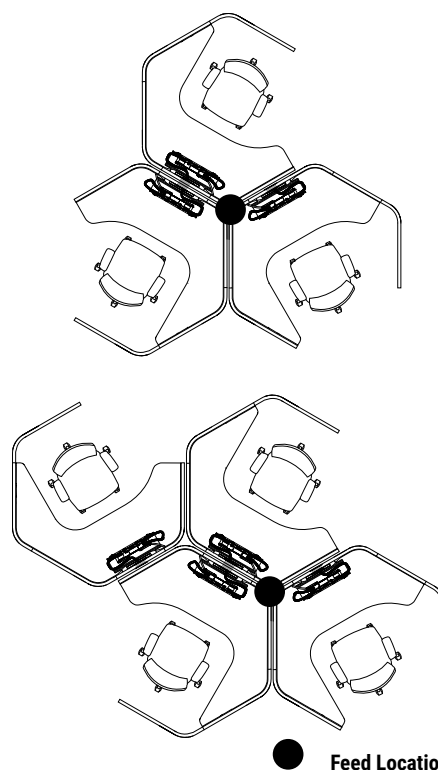
Plug-in power supply and interlinked, pre-determined, universal modules. If specified, one module is shipped with the station and interconnected on site.

Integrating additional station (C) requires disconnecting A from B and plugging in the C on site.



Dual Circuit Power

Outlets mounted below worksurfaces.



● Feed Location

The diagram is divided into three main sections illustrating different seating configurations:

- Orientation Flexible:** Shows a person in a wheelchair at a curved table. A curved arrow indicates the person can rotate 180 degrees to face either direction.
- Access:** Shows a person in a wheelchair at a table with a straight edge. A straight arrow points to the open side of the table, indicating easy access.
- Free Spacing:** Shows a person in a wheelchair at a table with a large, open area next to it. A vertical double-headed arrow indicates this open space.
- Corridor and in-between spaces:** Shows a person in a wheelchair positioned between two tables, with a vertical double-headed arrow indicating the space.
- Facing away from each other creates a sheltered area:** Shows two people in wheelchairs at opposite ends of a curved table, facing away from each other. This configuration creates a sheltered area between them.
- Access (Right Side):** Three instances show a person in a wheelchair at a table with a curved edge. A thick black arrow points to the open side of the table, indicating access.

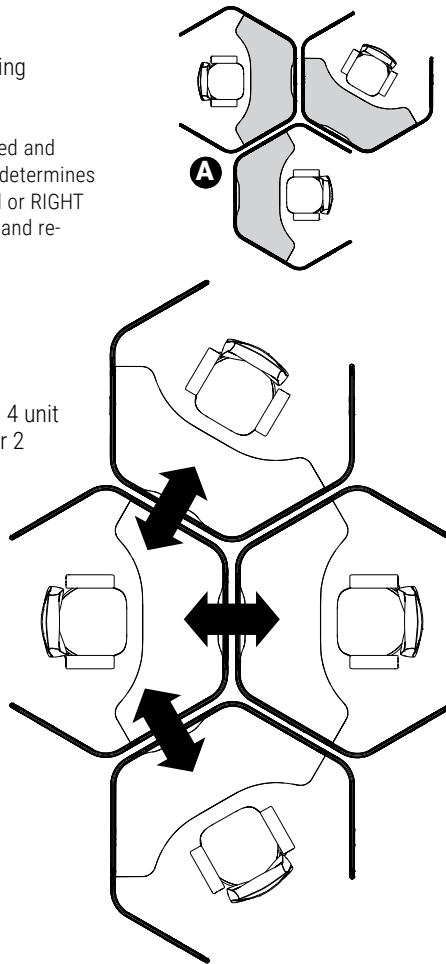
Pod Formats

Align units in cluster plan
Option unit type & orientation

(A) Worksurfaces must have opposing alignment

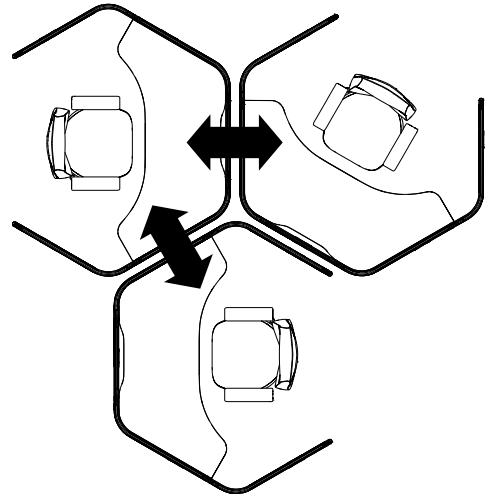
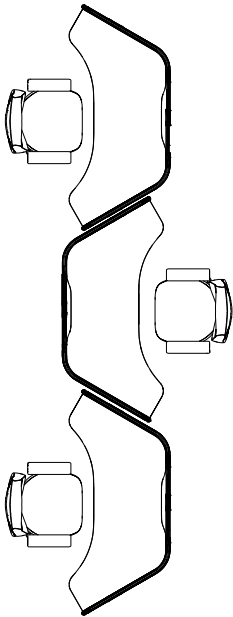
Flat and curved dividers are non-handed and symmetrical. The addition of the legs determines if the j-dividers becomes LEFT handed or RIGHT handed. Any j-divider can be configured and re-configured LEFT or RIGHT.

Maximum 4 unit cluster per 2 circuits

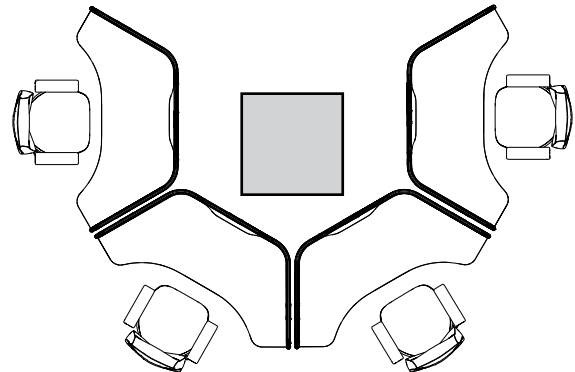
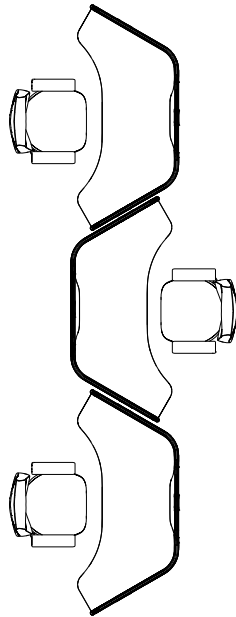


Power/ data is delivered through divider via grommet

Grommet tethers units together

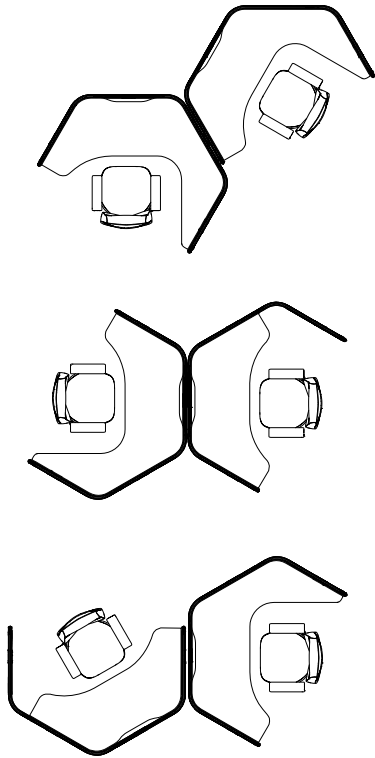
**Planning for Single Softpod with 3 Dividers**

Touchdown

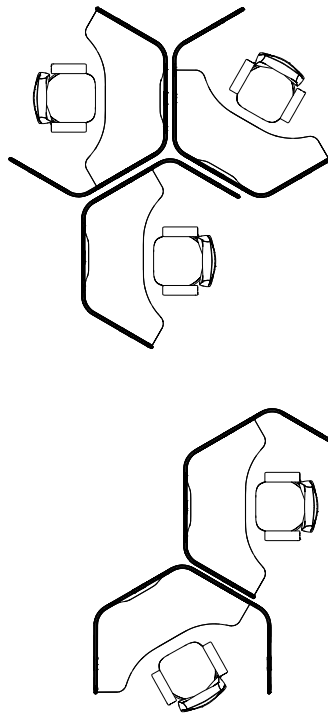


Around Column

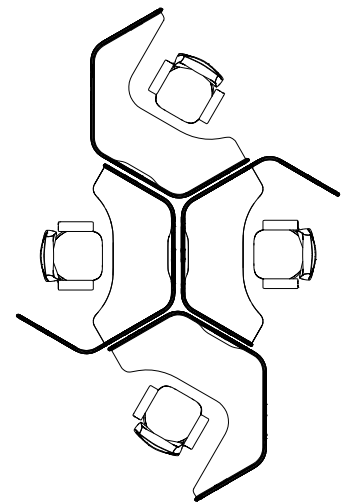
Planning for Single Softpod with 4 Dividers



Cluster of 2 Softpods

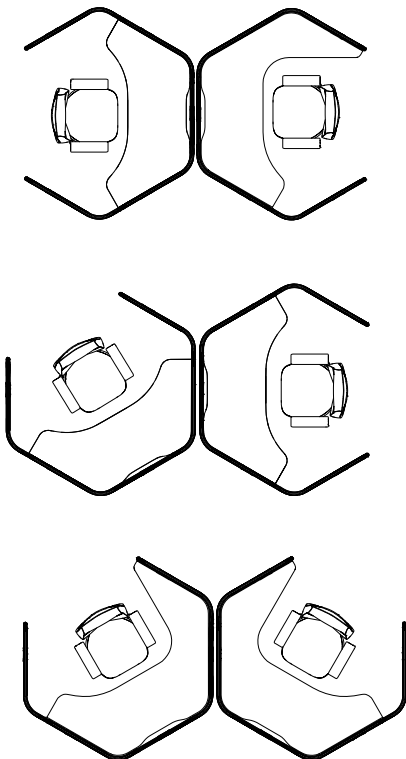


Cluster of 3 Softpods

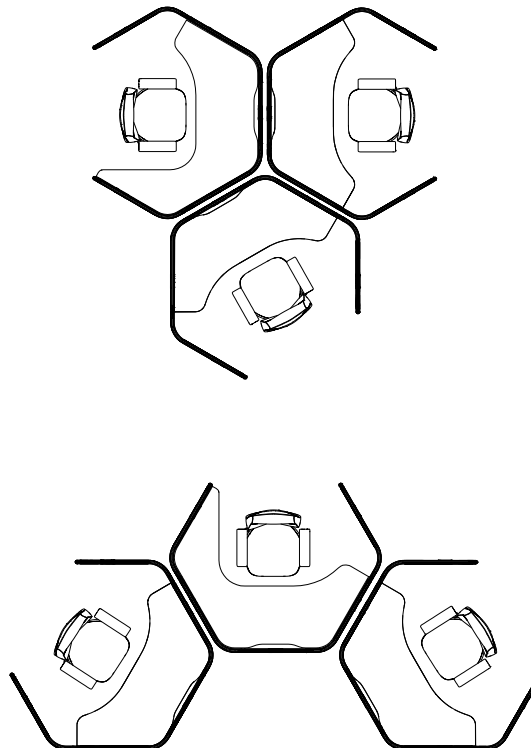


Cluster of 4 Softpods

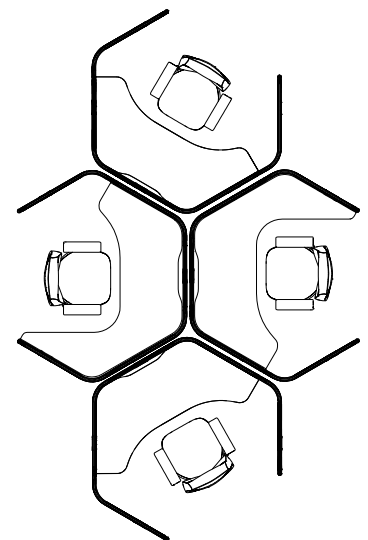
Planning for Single Softpod with 5 Dividers - Center



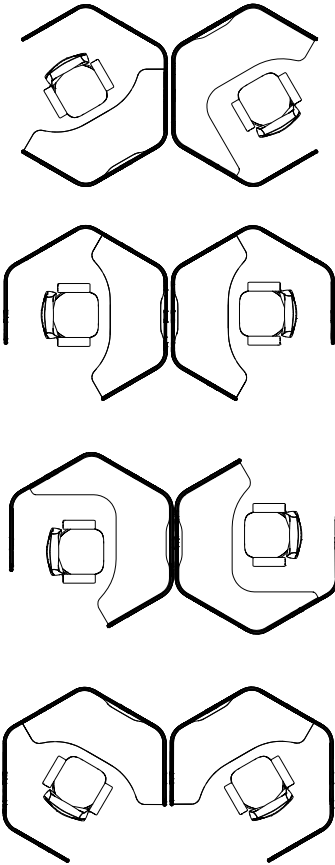
Cluster of 2 Softpods



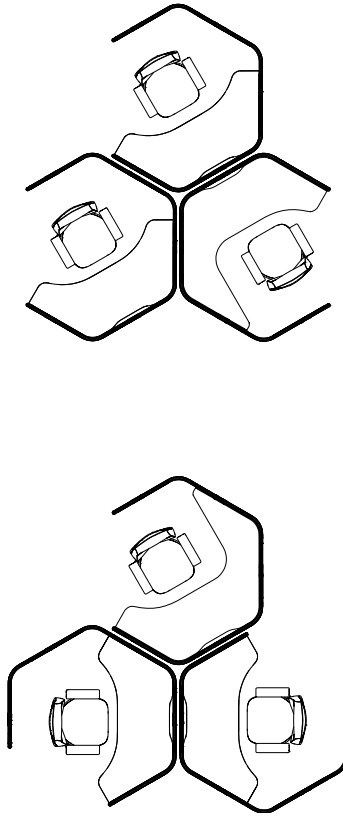
Cluster of 3 Softpods



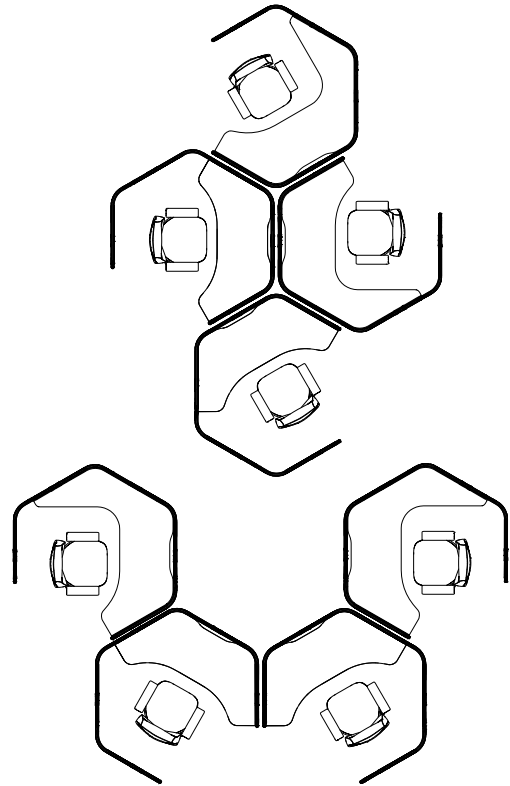
Cluster of 4 Softpods

Planning for Single Softpod with 5 Dividers Left/Right

Cluster of 2 Softpods



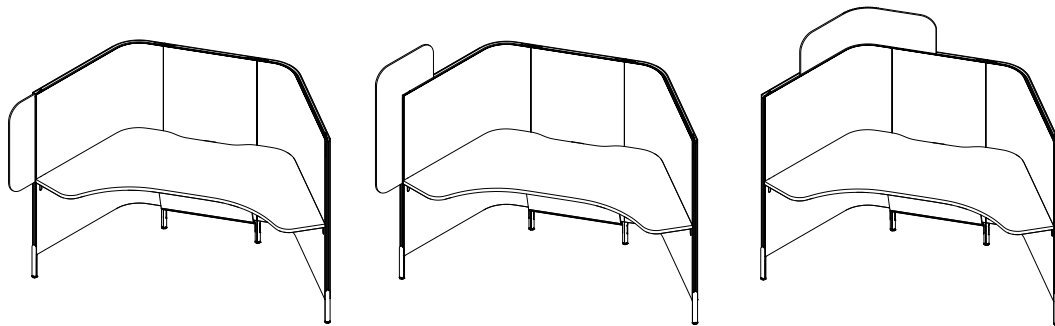
Cluster of 3 Softpods



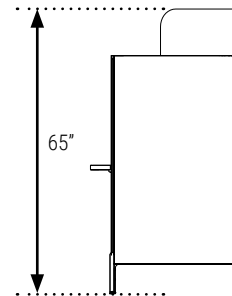
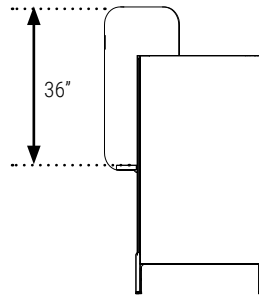
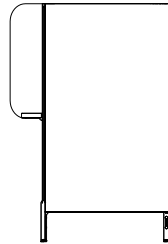
Cluster of 4 Softpods

Privacy Extensions

Flexible privacy extensions can be added to any Softpod workstation to adjust the level of privacy based on the user's needs.



User added **PRIVACY**



End PET Felt Extension Divider Add-on

Height: 25.5"
Depth: 9mm
Width: 9.5"
PET Felt
- solid

Top Corner PET Felt Extension Divider Add-on

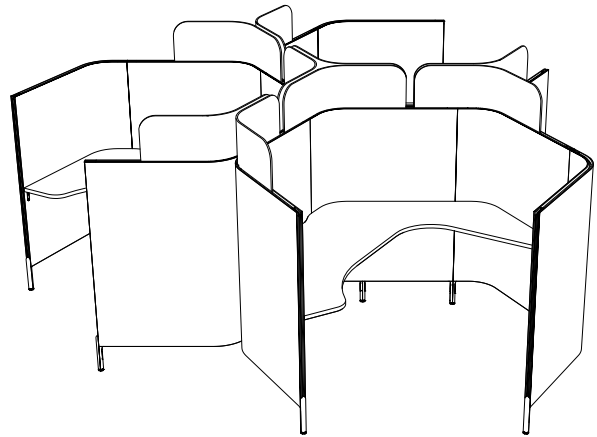
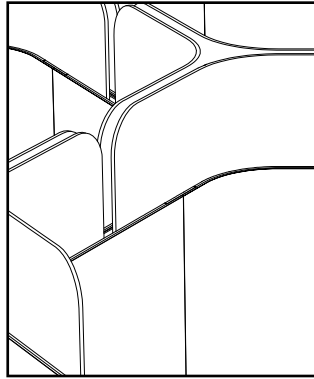
Height: 37"
Depth: 9mm
Width: 19.5"
PET Felt
- solid
- perforated

Corner PET Felt Extension Divider Add-on

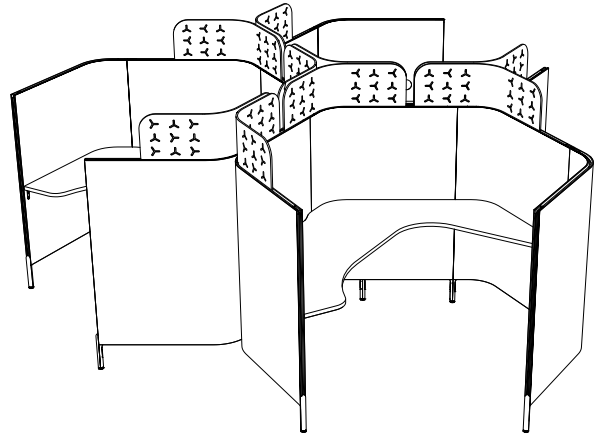
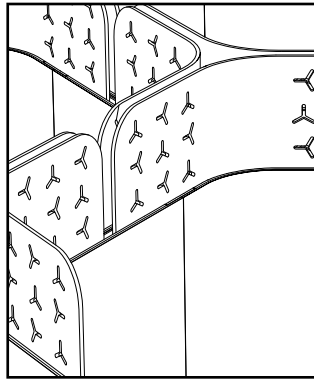
Height: 11.5"
Depth: 9mm
Width: 38.5"
PET Felt
- solid
- perforated

Privacy Extensions

PET Felt - Solid

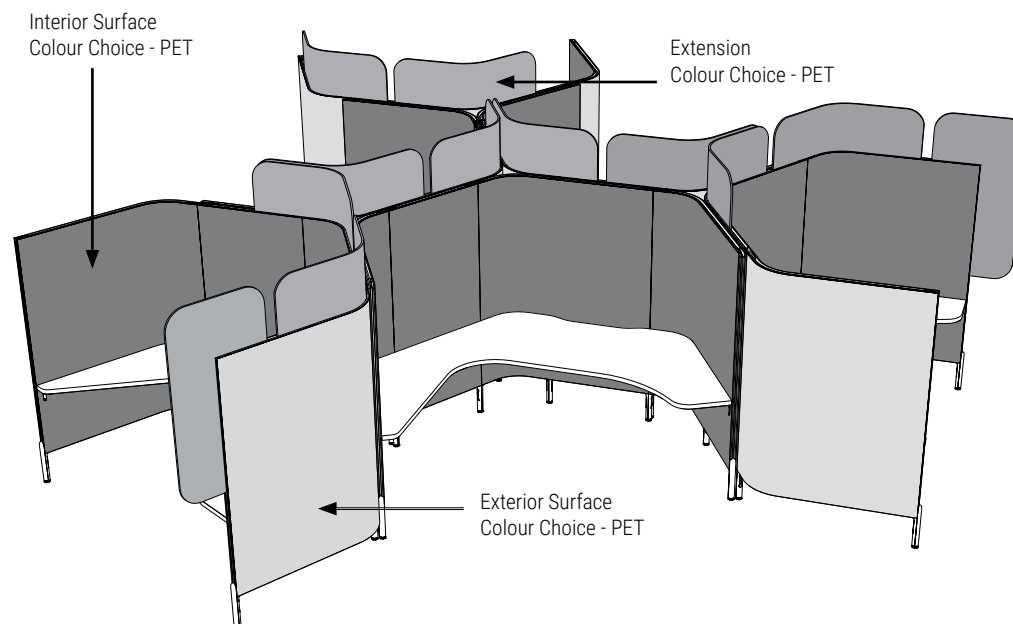


PET Felt - Perforated

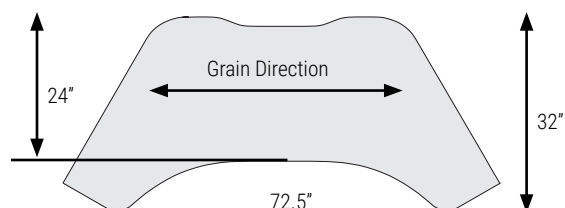


PET Felt Colour Programming

PET Felt finishes may be the same or different for the interior and exterior of the Softpod. Only one finish may be applied to either the interior or exterior of each divider within each Softpod. Extensions may be in any single PET Felt colour to compliment or contrast. Due to variation in the color of felt, we recommend a contrasting or complimentary colour.

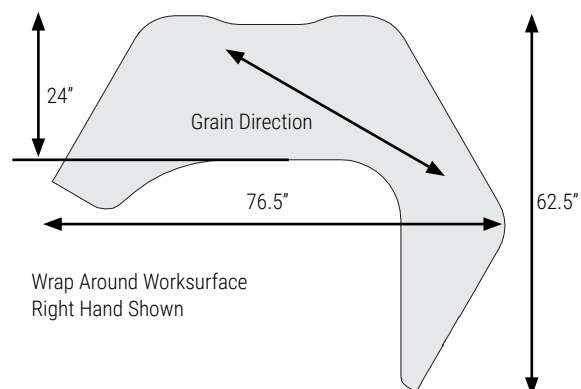


Worksurface Dimensions and Grain Direction



Standard Worksurface

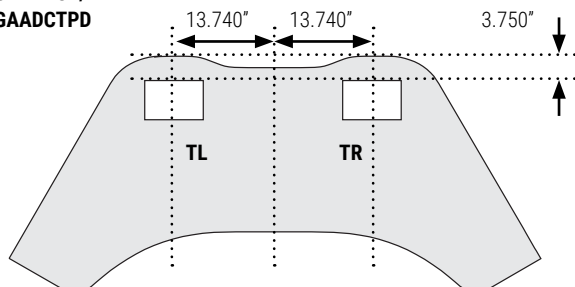
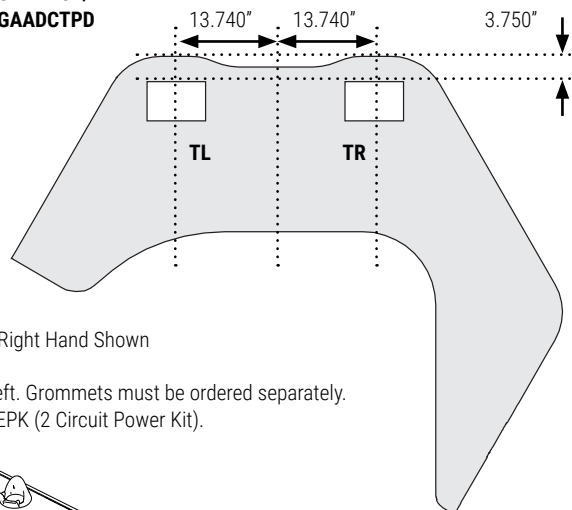
- A single worksurface to be used within Softpod dividers.
- The surface is non handed with pre-determined mounting points.
- Choose from either standard LP - low pressure laminate or HP - high pressure laminate, with PVC edge.



Wrap Around Worksurface
Right Hand Shown

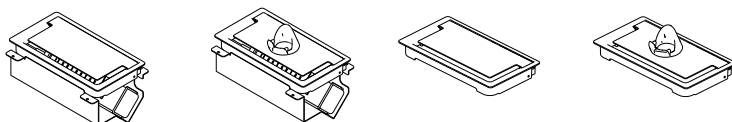
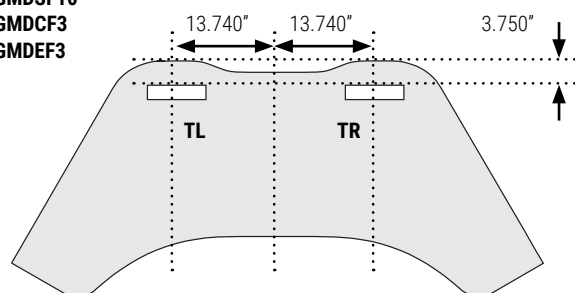
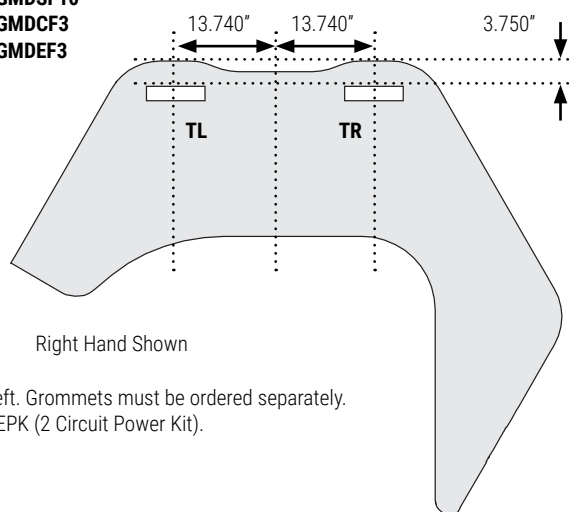
- A single wrap around worksurface to be used within Softpod dividers.
- The surface is handed L -left or R -right with pre-determined mounting points.
- Compatible only with 4 or 5 divider station configurations.
- Choose from either standard LP - low pressure laminate or HP - high pressure laminate, with PVC edge.

Grommet Location

GAADDCT/
GAADCTPDGAADDCT/
GAADCTPD

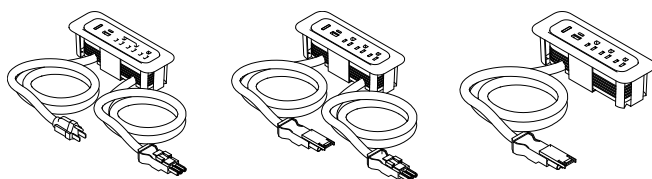
Right Hand Shown

- Grommet cutout option for GAADS series and Mod Power. TR -top right or TL -top left. Grommets must be ordered separately.
- GAAD grommet is not available in combination with HXECS (Cable Shroud) and HXEPK (2 Circuit Power Kit).

GMDSF10
GMDCF3
GMDEF3GMDSF10
GMDCF3
GMDEF3

Right Hand Shown

- Grommet cutout option for GAADS series and Mod Power. TR -top right or TL -top left. Grommets must be ordered separately.
- GAAD grommet is not available in combination with HXECS (Cable Shroud) and HXEPK (2 Circuit Power Kit).



Electrical

Power and data lines can enter Softpod via floor, ceiling, or through grommet in the divider. The grommet opening is built-into every Softpod divider at a specific location, but it is covered by an on-site removable PET plug.

A grommet on a single Softpod can also facilitate cable access to a wall outlet.

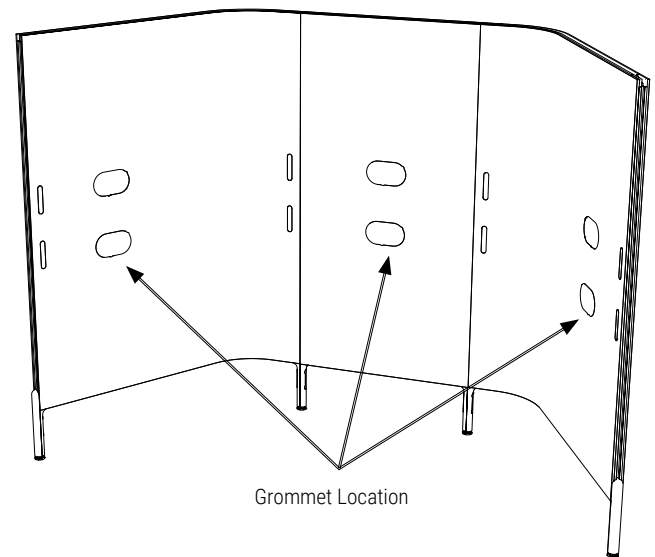
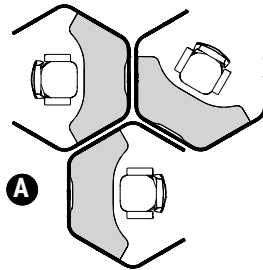
Grommets installed on specific dividers facilitate passage of wires through Softpod dividers into adjacent Softpods.

Orientation of worksurfaces plays important role when planning Softpod cluster layouts with the need to pass cables between individual Softpods as the cables are best hidden underneath.

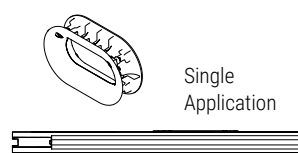
Worksurfaces must have opposing alignment.

Align units in cluster plan option unit type & orientation.

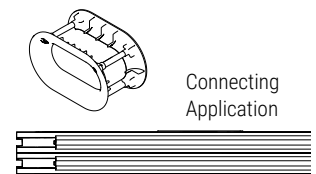
(A) Worksurfaces must have opposing alignment.



Grommet Location



Single Application



Connecting Application

Ceiling pole attaches to the divider grommet under worksurface.

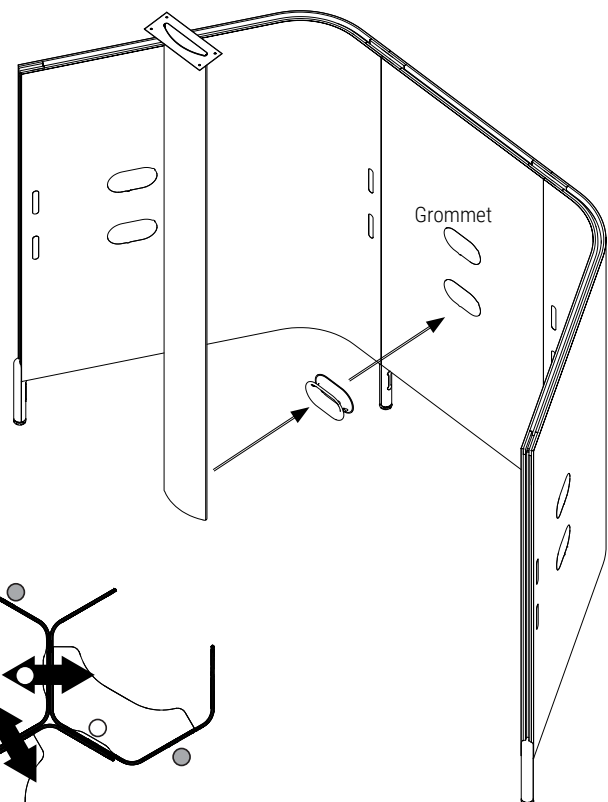
Location of the Ceiling pole on the inside of the Softpod is determined by the contoured recess at the back of worksurface.

White dots below indicate possible ceiling feed pole location within the Pod (must be at the same location as worksurface contoured recess).

Grey dots indicate possible Ceiling fee pole location outside of the POD (because cables pass through the divider grommets and under the worksurface).

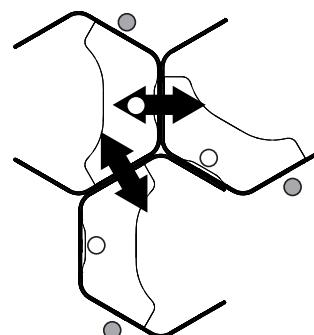
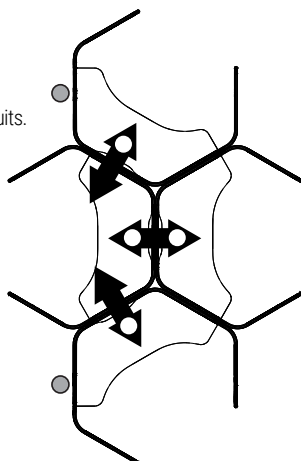
Black arrows indicate possible power and data cable passage between Softpods (because cables pass through the divider grommet under the worksurface, through the second divider grommet and into the adjacent Softpod, under worksurface).

In either case, the cables enter or exit the Softpod through the divider grommet.



Grommet

Recommended Maximum 4 unit cluster per 2 circuits.

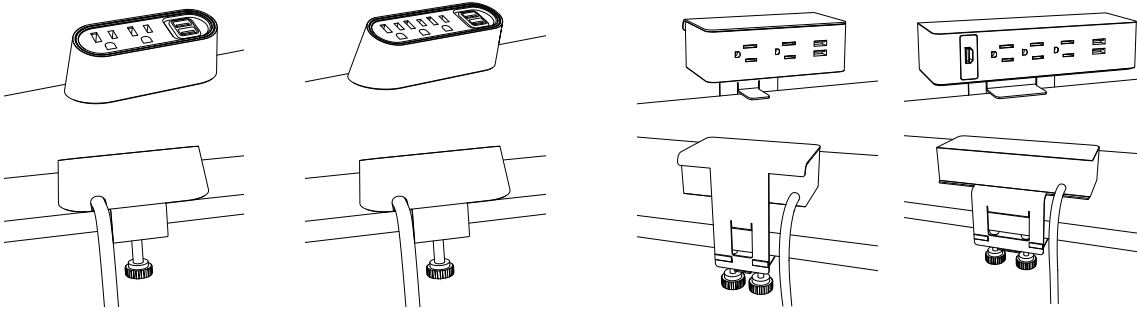


● Ceiling Feed Pole Location

Electrical Options

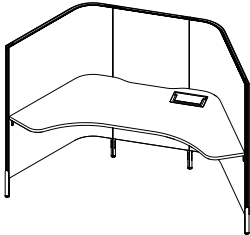
Direct Plug In

- Direct or floor monument outlet plug-in.



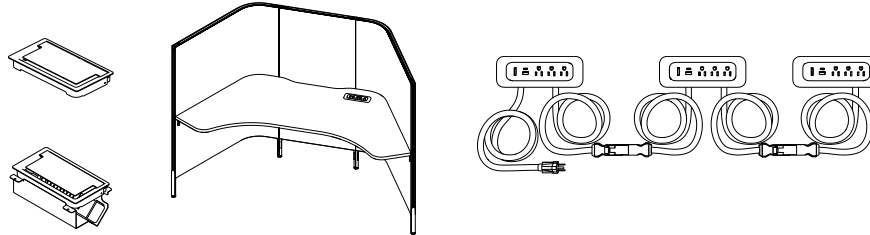
Grommet Application

- In surface.



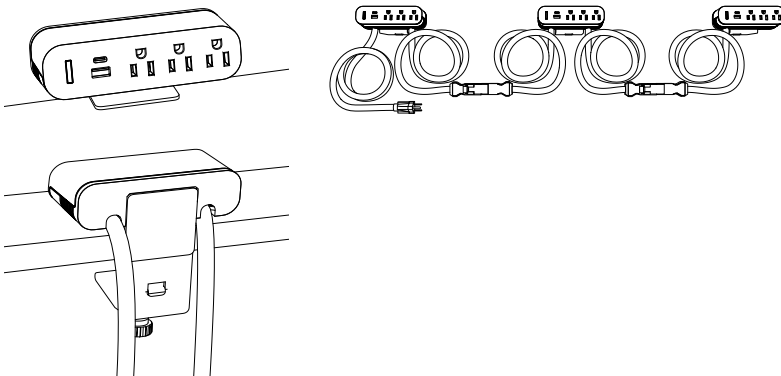
Grommet Application

- In surface Daisy Chain.



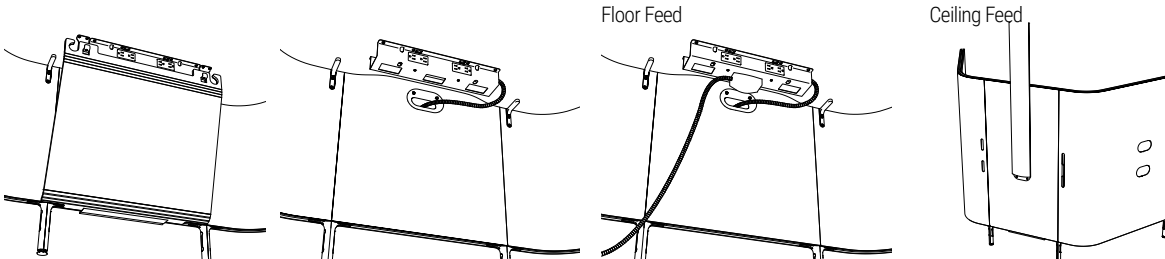
Daisy Chain Interconnect System

- Direct or floor monument outlet plug-in.



Dual Circuit Power

- Hardwired



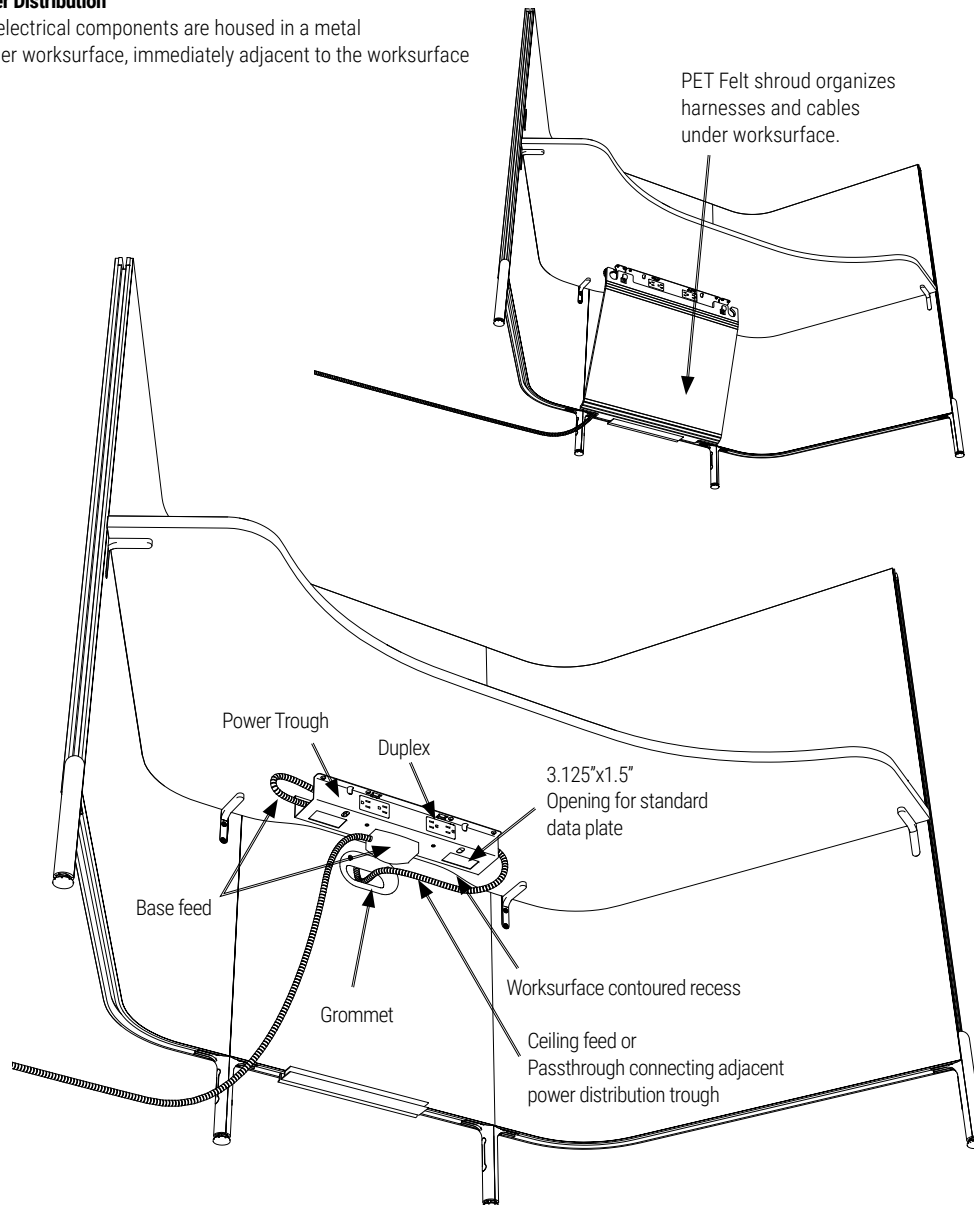
Floor Feed

Ceiling Feed

Electrical

2 Circuit, 4 Wire Power Distribution

The 2-circuit, 4-wire electrical components are housed in a metal trough, mounted under worksurface, immediately adjacent to the worksurface contoured recess.



Storage

Hook

For hanging small items like earphones.

Shelf

PET Felt liner with rear hole to direct power cords for charging.

Rear Access

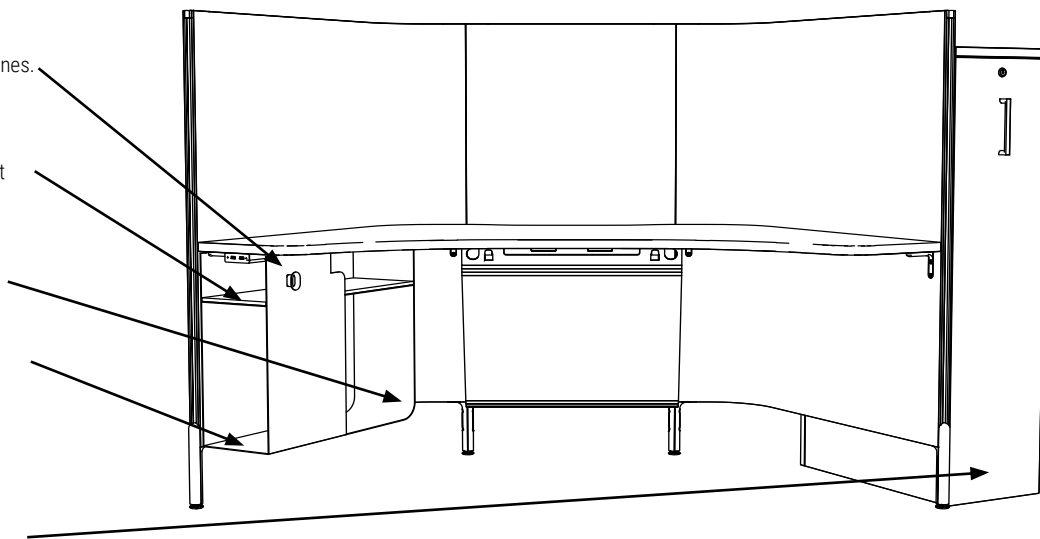
Tuck valuable items out of sight

Bag Drop

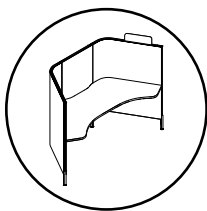
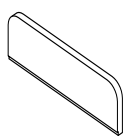
Area for storing personal items.

Pantry Storage

Multifunction, customizable storage



Accessories

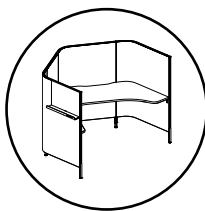
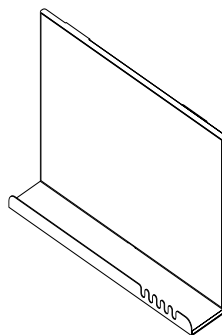
**HXNP****Name Plate**

Height: 3.5"

Depth: 0.5"

Width: 11"

- Two sided white dry erase surface.

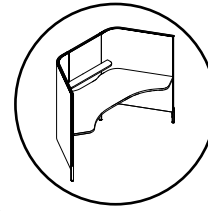
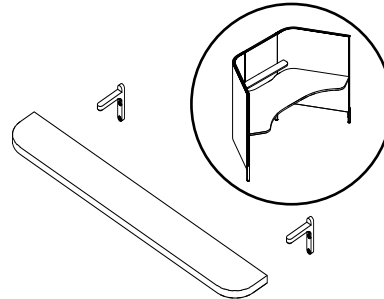
**HXAHS****Hanging Shelf**

Height: 16"

Depth: 3"

Width: 23.5"

- Optional dry erase board available

**HXARWS****Rear Wall Shelf**

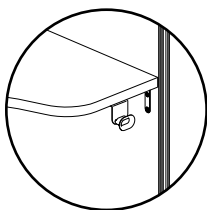
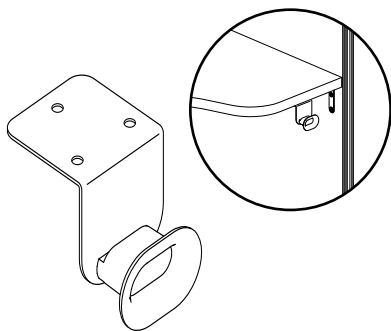
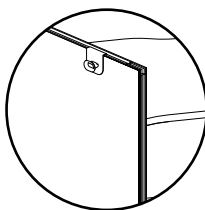
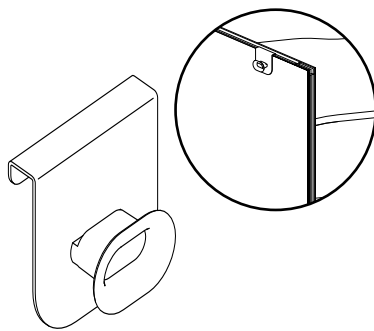
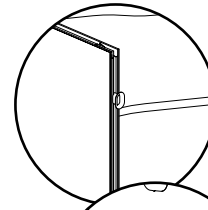
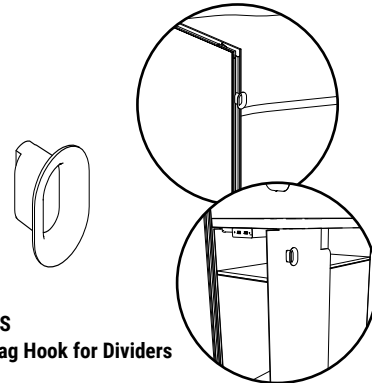
Height: 3/4"

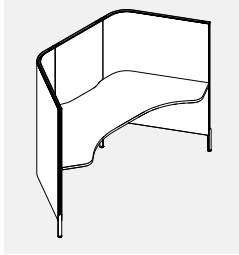
Depth: 4.5"

Width: 32.5"

- Laminate

NOTE : Not compatible with Ceiling Feed Pole or any monitor mounts.

**HXABG****Under Surface Bag Hook****HXACT****Coat, Bag Hook for horizontal divider edge****HXACHS****Coat, Bag Hook for Dividers**

HX3P5472SW • Softpod with 3 Dividers and Worksurface

- Complete 3 divider pod consisting of one straight back divider, two side j-dividers and one standard worksurface.
- Installed pod measures 54"h from the floor, 25" from top of surface and has a clearance of 6 3/8" at floor level.
- Dividers are surfaced with tackable PET Felt. Please choose any standard PET Felt color. Interior PET Felt color may be different than the outer.
- The divider perimeter reveal trim accepts privacy extensions and is made of polypropylene available only in CHR - Charcoal.
- Surface choice of LP - low pressure or HP - high pressure laminate with PVC edge. Please choose any standard laminate and PVC edge.
- Metal legs are powder coated paint. Please choose CHR - Charcoal or DWT - Designer White.
- Complete pod includes all connecting hardware, tubular legs and supporting brackets.
- Extensions, electrical, storage and accessories are specified separately.

| PRODUCT CODE | PRICE | | SIZE/INCHES | | | WEIGHT LBS | VOL FT ³ |
|-----------------|-------|------|-------------|----|----|---------------|------------------------|
| | LP | HP | H | W | D | | |
| HX3P5472SW | 2910 | 3293 | 54 | 72 | 30 | 141 | 22.92 |

HX4P5472SW • Softpod with 4 Dividers and Worksurface

- Complete 4 divider pod consisting of one straight back divider, three side j-dividers and one standard worksurface.
- Installed pod measures 54"h from the floor, 25" from top of surface and has a clearance of 6 3/8" at floor level.
- Dividers are surfaced with tackable PET Felt. Please choose any standard PET Felt color. Interior PET Felt color may be different than the outer.
- The divider perimeter reveal trim accepts privacy extensions and is made of polypropylene available only in CHR - Charcoal.
- Surface choice of LP - low pressure or HP - high pressure laminate with PVC edge. Please choose any standard laminate and PVC edge.
- Metal legs are powder coated paint. Please choose CHR - Charcoal or DWT - Designer White.
- Complete pod includes all connecting hardware, tubular legs and supporting brackets.
- Wing divider can be installed left or right.
- Extensions, electrical, storage and accessories are specified separately.

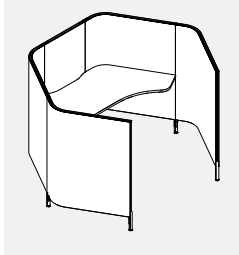
| PRODUCT CODE | PRICE | | SIZE/INCHES | | | WEIGHT LBS | VOL FT ³ |
|-----------------|-------|------|-------------|----|----|---------------|------------------------|
| | LP | HP | H | W | D | | |
| HX4P5472SW | 3654 | 4036 | 54 | 72 | 65 | 170 | 25.41 |

HX4P5472R/LW • Softpod with 4 Dividers and Wrap Around Worksurface

Right Hand Shown

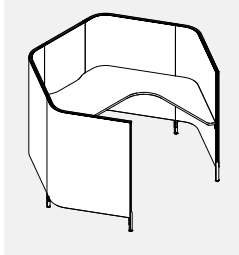
- Complete 4 divider pod consisting of one straight back divider, three side j-dividers and one standard wrap around worksurface.
- Installed pod measures 54"h from the floor, 25" from top of surface and has a clearance of 6 3/8" at floor level.
- Dividers are surfaced with tackable PET Felt. Please choose any standard PET Felt color. Interior PET Felt color may be different than the outer.
- The divider perimeter reveal trim accepts privacy extensions and is made of polypropylene available only in CHR - Charcoal.
- Surface choice of LP - low pressure or HP - high pressure laminate with PVC edge. Please choose any standard laminate and PVC edge.
- Metal legs are powder coated paint. Please choose CHR - Charcoal or DWT - Designer White.
- Complete pod includes all connecting hardware, tubular legs and supporting brackets.
- Extensions, electrical, storage and accessories are specified separately.

| PRODUCT CODE | PRICE | | SIZE/INCHES | | | WEIGHT LBS | VOL FT ³ |
|-----------------|-------|------|-------------|----|----|---------------|------------------------|
| | LP | HP | H | W | D | | |
| HX4P5472RW | 3977 | 4516 | 54 | 72 | 65 | 185 | 25.41 |
| HX4P5472LW | 3977 | 4516 | 54 | 72 | 65 | 185 | 25.41 |

HX5P5472SW • Softpod with 5 Dividers and Worksurface

- Complete 5 divider pod consisting of one straight back divider, four side j-dividers and one standard worksurface.
- Installed pod measures 54"h from the floor, 25" from top of surface and has a clearance of 6 3/8" at floor level.
- Dividers are surfaced with tackable PET Felt. Please choose any standard PET Felt color. Interior PET Felt color may be different than the outer.
- The divider perimeter reveal trim accepts privacy extensions and is made of polypropylene available only in CHR - Charcoal.
- Surface choice of LP - low pressure or HP - high pressure laminate with PVC edge. Please choose any standard laminate and PVC edge.
- Metal legs are powder coated paint. Please choose CHR - Charcoal or DWT - Designer White.
- Complete pod includes all connecting hardware, tubular legs and supporting brackets.
- Wing dividers can be installed both on left or right side or one on each side.
- Extensions, electrical, storage and accessories are specified separately.


| PRODUCT CODE | PRICE | | SIZE/INCHES | | | WEIGHT LBS | VOL FT ³ |
|-----------------|-------|------|-------------|----|----|---------------|------------------------|
| | LP | HP | H | W | D | | |
| HX5P5472SW | 4462 | 4845 | 54 | 72 | 65 | 198 | 25.41 |

HX5P5472WW • Softpod with 5 Dividers and Wrap Around Worksurface

Right Hand Shown

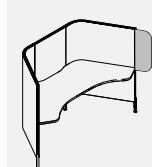
- Complete 5 divider pod consisting of one straight back divider, four side j-dividers and one standard wrap around worksurface.
- Installed pod measures 54"h from the floor, 25" from top of surface and has a clearance of 6 3/8" at floor level.
- Dividers are surfaced with tackable PET Felt. Please choose any standard PET Felt color. Interior PET Felt color may be different than the outer.
- The divider perimeter reveal trim accepts privacy extensions and is made of polypropylene available only in CHR - Charcoal.
- Surface choice of LP - low pressure or HP - high pressure laminate with PVC edge. Please choose any standard laminate and PVC edge.
- Metal legs are powder coated paint. Please choose CHR - Charcoal or DWT - Designer White.
- Complete pod includes all connecting hardware, tubular legs and supporting brackets.
- Extra wing divider can be installed on left or right side.
- Extensions, electrical, storage and accessories are specified separately.

| PRODUCT CODE | PRICE | | SIZE/INCHES | | | WEIGHT LBS | VOL FT ³ |
|-----------------|-------|------|-------------|----|----|---------------|------------------------|
| | LP | HP | H | W | D | | |
| HX5P5472RW | 4739 | 5277 | 54 | 72 | 65 | 213.36 | 25.41 |
| HX5P5472LW | 4739 | 5277 | 54 | 72 | 65 | 213.36 | 25.41 |

HXP5430 • Single J-divider

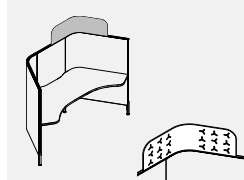
- A single divider is curved; non-handed symmetrical along the horizontal axis.
- J-dividers are surfaced with tackable PET Felt. Please choose any standard PET Felt color. Interior PET Felt color may be different than the outer.
- Installed pod measures 54"h from the floor, 25" from top of surface and has a clearance of 6 3/8" at floor level.
- The divider perimeter reveal trim accepts privacy extensions and is made of polypropylene available only in CHR - Charcoal.
- J-divider comes complete with top connector kit, shared leg kit and trim.
- If a Single J-divider is ordered as an add-on to a previous order, the PET Felt finish may or may not match based on dyelot and fading.
- Single J-divider is not intended to be used alone without a complete kit including a work surface due to stability and connectivity constraints.

| PRODUCT CODE | PRICE GR1 | SIZE/INCHES | | | WEIGHT LBS | VOL FT³ |
|--------------|-----------|-------------|----|---|------------|---------|
| H | W | D | | | | |
| HXP5430AP | 833 | 54 | 30 | 6 | 28.3 | 16.17 |

HXPAEFE • End PET Felt Extension Divider Add-on

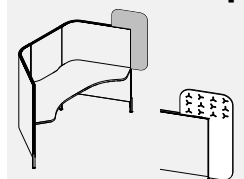
- Designed to add 8.7" of additional privacy at the end of the divider.
- Fits into the base divider perimeter reveal and placement is user oriented.
- PET Felt divider surface is tackable. Choose from standard PET finishes.
- NOTE : Not available with a perforated pattern.

| PRODUCT CODE | PRICE | H | W | D | WEIGHT LBS | VOL FT³ |
|--------------|-------|------|-----|------|------------|---------|
| HXPAEFE | 40 | 25.4 | 9.3 | 0.35 | 0.63 | 0.05 |

HXPACFE • Corner PET Felt Extension Divider Add-on

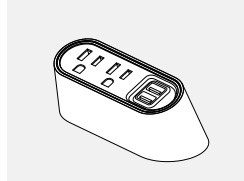
- Designed to add 11.1" of additional privacy at the top corner of the divider.
- Fits into the base divider perimeter reveal and placement is user oriented.
- Installed station with Corner PET Felt Extension Divider Add-on installed measures 65" from floor, 36" from top of worksurface.
- PET Felt divider surface is tackable. Choose from standard PET finishes.
- Perforated pattern option available, shown with "P" at the end of the code.

| PRODUCT CODE | PRICE | H | W | D | WEIGHT LBS | VOL FT³ |
|--------------|-------|--------|------|------|------------|---------|
| HXPACFE | 71 | 11.687 | 38.3 | 0.35 | 1.16 | 0.09 |
| HXPACFEP | 142 | 11.687 | 38.3 | 0.35 | 1.16 | 0.09 |

HXPATCFE • Top Corner PET Felt Extension Divider Add-on

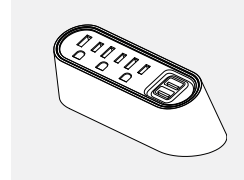
- Designed to add 8.7" of additional privacy to the top of the divider and 11.1" at the end of the divider.
- Fits into the base divider perimeter reveal and placement is user oriented.
- Installed station with Corner PET Felt Extension Divider Add-on installed measures 65" from floor, 36" from top of worksurface.
- PET Felt divider surface is tackable. Choose from standard PET finishes.
- Perforated pattern option available, shown with "P" at the end of the code.

| PRODUCT CODE | PRICE | H | W | D | WEIGHT LBS | VOL FT³ |
|--------------|-------|-------|------|------|------------|---------|
| HXPATCFE | 77 | 37.1" | 19.5 | 0.35 | 1.25 | 0.15 |
| HXPATCFEP | 154 | 37.1" | 19.5 | 0.35 | 1.25 | 0.15 |

GMDPC22W • Slim Desktop Power Module, 2 Simplex

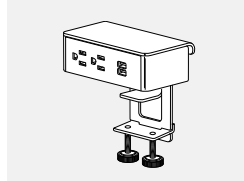
- Desktop power center with two 15A tamper resistant power receptacles, one USB-A and one USB-C (provides 3.1A); 10' power cord.
- Includes three mounting options (i) a screw-in mounting plate for forward facing outlets; or (ii) an under surface mount bracket; or (iii) a clamp mounting kit for 0.5-1.5" thick surfaces.
- Gloss white body with grey face.

| PRODUCT CODE | PRICE | SIZE/INCHES | | | WEIGHT LBS | VOL FT³ |
|--------------|-------|-------------|------|------|------------|---------|
| | | H | W | D | | |
| GMDPC22W | 494 | 2.25 | 4.88 | 2.25 | 2.5 | 0.5 |

GMDPC32W • Slim Desktop Power Module, 3 Simplex

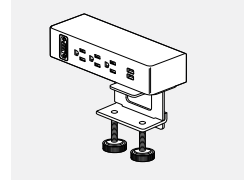
- Desktop power center with three 15A tamper resistant power receptacles, one USB-A and one USB-C (provides 3.1A); 10' power cord.
- Includes three mounting options (i) a screw-in mounting plate for forward facing outlets; or (ii) an under surface mount bracket; or (iii) a clamp mounting kit for 0.5-1.5" thick surfaces.
- Gloss white body with grey face.

| PRODUCT CODE | PRICE | SIZE/INCHES | | | WEIGHT LBS | VOL FT³ |
|--------------|-------|-------------|------|------|------------|---------|
| | | H | W | D | | |
| GMDPC32W | 645 | 2.25 | 6.00 | 2.25 | 2.6 | 0.5 |

BRED50 • Duo Module, 2 Simplex

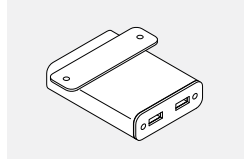
- The duo power module is completely integrated with a mounting clamp to attach to the edge of a worksurface.
- Provides two outlets and two 2.1 amp USB ports.
- White face plate, outlets and bracket; 72" long three-prong cord.

| PRODUCT CODE | PRICE | SIZE/INCHES | | | WEIGHT LBS | VOL FT³ |
|--------------|-------|-------------|-----|-----|------------|---------|
| | | H | W | D | | |
| BRED50 | 615 | 1.8 | 5.5 | 3.2 | 2.5 | 0.14 |

BRET53 • Trio Plus Module, 3 Simplex

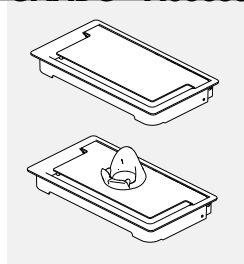
- The trio plus power module is completely integrated with a mounting clamp to attach to the edge of a work surface or above worksurface shelves.
- Provides three outlets and two 2.1 amp USB ports and an adapter kit containing blank cover, HDMI, RJ45 or VGA adapter brackets.
- Note: HDMI, RJ45 and VGA connectors are not included.
- White face plate, outlets, adapters and brackets; 72" long three-prong cord.

| PRODUCT CODE | PRICE | SIZE/INCHES | | | WEIGHT LBS | VOL FT³ |
|--------------|-------|-------------|---|-----|------------|---------|
| | | H | W | D | | |
| BRET53 | 693 | 1.8 | 8 | 3.2 | 2.5 | 0.14 |

HXEUWC • Under Worksurface/ Edge USB Charger

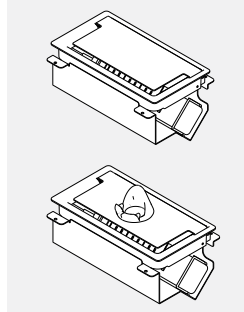
- Under surface table mounted module - dual USB (A&C) charging ports.
- Consists of one 15 watt USB C charging outlet and one 2.1 amp USB A charging outlet.
- Unit has white housing, white powder coated mounting bracket and white electrical cord.

| PRODUCT CODE | PRICE | SIZE/INCHES | | | WEIGHT LBS | VOL FT³ |
|--------------|-------|-------------|---|---|------------|---------|
| | | H | W | D | | |
| HXEUWC | 367 | 1 | 3 | 4 | 0.31 | 0.01 |

GAADG • Access Door Module

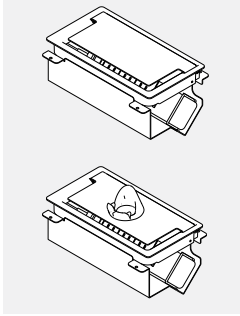
- Soft close door is set back from edge to allow for cable pass thru.
- Available in all standard divider frame finishes.
- GAADGDH includes device holder for most mobilephones or tablets. Holder is only available in white.
- FreeFit can only accommodate one grommet per worksurface.

| PRODUCT CODE | PRICE | SIZE/INCHES | | | WEIGHT LBS | VOL FT³ |
|--------------|-------|-------------|------|-------|------------|---------|
| | | H | D | W | | |
| GAADG | 58 | 1.08 | 5.54 | 10.09 | 2 | 0.04 |
| GAADGDH | 63 | 1.08 | 5.54 | 10.09 | 2 | 0.04 |

GAADCT • Access Door Module with Cable Tray

- Soft close door is set back from edge to allow for cable pass thru when closed.
- Cable tray comes one standard telcom knock out and a platform to mount a powerbar.
- Sides are open for easy access.
- Available in all standard divider frame finishes.
- GAADCTDH includes device holder for most mobile phones or tablets. Holder is only available in white.
- FreeFit can only accommodate one grommet per worksurface

| PRODUCT CODE | PRICE | SIZE/INCHES | | | WEIGHT LBS | VOL FT³ |
|--------------|-------|-------------|------|-------|------------|---------|
| | | H | D | W | | |
| GAADCT | 92 | 5.07 | 5.54 | 10.09 | 4 | 0.19 |
| GAADCTDH | 100 | 5.07 | 5.54 | 10.09 | 4 | 0.19 |

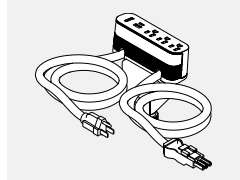
GAADCTPD • Access Door Module with Cable Tray and Power Bar

- Access door module with cable tray and power bar.
- Powerbar with 3 simplex and 2 USB, CSA Certified.
- Soft close door is set back from edge to allow for cable pass thru when closed .
- Cable tray comes one standard telcom knock out and a platform to mount a powerbar.
- Sides are open for easy access.
- Housing Paint Finish - TBD
- GAADCTPDDH includes device holder for most mobile phones or tablets.
- Holder is only available in white.
- One grommet per worksurface.

| PRODUCT CODE | PRICE | SIZE/INCHES | | | WEIGHT LBS | VOL FT³ |
|-----------------|-------|-------------|------|-------|---------------|------------|
| | | H | D | W | | |
| GAADCTPD | 202 | 6.96 | 5.54 | 10.09 | 4 | 0.20 |
| GAADCTPDDH | 206 | 6.96 | 5.54 | 10.09 | 4 | 0.20 |

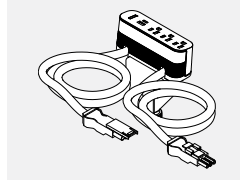
ModPower Daisy Chain Solution

- Adds flexible power and USB charging to work surfaces.
- Connects up to four units with a single corded infeed with NEMA plug.
- ModPower units are sold separately.
- Begin the run with a starter unit which includes a coded infeed. Add additional middle or end units as required.
- Middle and end units are equipped with connecting cables.
- In-surface modules require table top cut-outs for mounting. Please specify TR - Top Right and/or TL - Top Left.

GMDSA10 • ModPower Starter Mounted Unit

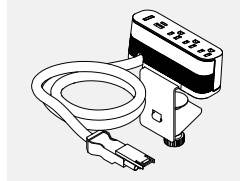
- ModPower starter unit includes one 10' cord with a NEMA plug and one 3' connector cord.
- Unit equipped with three 15A tamper resistant receptacles, one USB-A and one USB-C charging ports and a circuit breaker.
- Includes edge clamp and 3 other mounting methods; and 4 cable management cord clips.
- MG at the end of the code indicates a magnesium finish, while WH is a white finish.

| PRODUCT CODE | PRICE | SIZE/INCHES | | | WEIGHT LBS | VOL FT³ |
|-----------------|-------|-------------|------|-----|---------------|------------|
| | | H | W | D | | |
| GMDSA10MG | 806 | 6.13 | 1.75 | 2.5 | 4.33 | 1.0 |
| GMDSA10WH | 806 | 6.13 | 1.75 | 2.5 | 4.33 | 1.0 |

GMDCA3 • ModPower Middle Mounted Unit

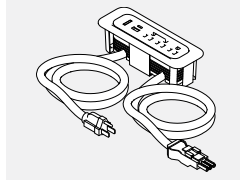
- ModPower middle unit includes two 3' connector cords.
- Unit equipped with three 15A rated 12A tamper resistant receptacles, one USB-A and one USB-C charging ports and a circuit breaker.
- Includes edge clamp and 3 other mounting methods; and 4 cable management cord clips.
- MG at the end of the code indicates a magnesium finish, while WH is a white finish.

| PRODUCT CODE | PRICE | SIZE/INCHES | | | WEIGHT LBS | VOL FT³ |
|-----------------|-------|-------------|------|-----|---------------|------------|
| | | H | W | D | | |
| GMDCA3MG | 763 | 6.13 | 1.75 | 2.5 | 3.33 | 1.0 |
| GMDCA3WH | 763 | 6.13 | 1.75 | 2.5 | 3.33 | 1.0 |

GMDEA3 • ModPower End Mounted Unit

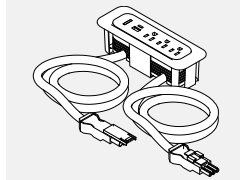
- ModPower end unit includes one 3' connector cord.
- Unit equipped with three 15A rated 12A tamper resistant receptacles, one USB-A and one USB-C charging ports and a circuit breaker.
- Includes edge clamp and 3 other mounting methods; and 2 cable management cord clips.
- MG at the end of the code indicates a magnesium finish, while WH is a white finish.

| PRODUCT CODE | PRICE | SIZE/INCHES | | | WEIGHT LBS | VOL FT³ |
|-----------------|-------|-------------|------|-----|---------------|------------|
| | | H | W | D | | |
| GMDEA3MG | 675 | 6.13 | 1.75 | 2.5 | 2.75 | 1.0 |
| GMDEA3WH | 675 | 6.13 | 1.75 | 2.5 | 2.75 | 1.0 |

GMDSF10 • ModPower In Surface Starter Unit

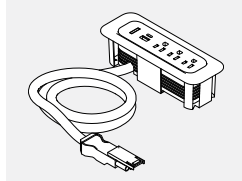
- ModPower starter unit includes one 10' cord with a NEMA plug and one 3' connector cord.
- Unit equipped with three 15A tamper resistant receptacles, one USB-A and one USB-C charging ports and a circuit breaker.
- 4 cable management cord clips included.
- MG at the end of the code indicates a magnesium finish, while WH is a white finish.

| PRODUCT CODE | PRICE | SIZE/INCHES | | | WEIGHT LBS | VOL FT³ |
|-----------------|-------|-------------|------|------|---------------|------------|
| | | H | W | D | | |
| GMDSF10MG | 597 | 2.63 | 7.63 | 2.63 | 3.44 | 1.0 |
| GMDSF10WH | 597 | 2.63 | 7.63 | 2.63 | 3.44 | 1.0 |

GMDCF3 • ModPower In Surface Middle Unit

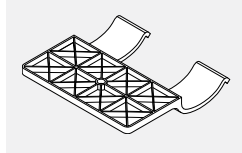
- ModPower middle unit includes two 3' connector cords.
- Unit equipped with three 15A rated 12A tamper resistant receptacles, one USB-A and one USB-C charging ports and a circuit breaker.
- 4 cable management cord clips included.
- MG at the end of the code indicates a magnesium finish, while WH is a white finish.

| PRODUCT CODE | PRICE | SIZE/INCHES | | | WEIGHT LBS | VOL FT³ |
|-----------------|-------|-------------|------|------|---------------|------------|
| | | H | W | D | | |
| GMDCF3MG | 562 | 2.63 | 7.63 | 2.63 | 2.44 | 1.0 |
| GMDCF3WH | 562 | 2.63 | 7.63 | 2.63 | 2.44 | 1.0 |

GMDEF3 • ModPower In Surface End Unit

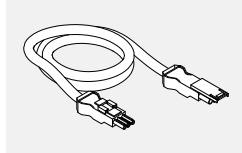
- ModPower end unit includes one 3' connector cord.
- Unit equipped with three 15A rated 12A tamper resistant receptacles, one USB-A and one USB-C charging ports and a circuit breaker.
- 2 cable management cord clips included.
- MG at the end of the code indicates a magnesium finish, while WH is a white finish.

| PRODUCT CODE | PRICE | SIZE/INCHES | | | WEIGHT LBS | VOL FT³ |
|--------------|-------|-------------|------|------|------------|---------|
| | | H | W | D | | |
| GMDEF3MG | 494 | 2.63 | 7.63 | 2.63 | 1.85 | 1.0 |
| GMDEF3WH | 494 | 2.63 | 7.63 | 2.63 | 1.85 | 1.0 |

GMDCLIPS • ModPower Management Clips

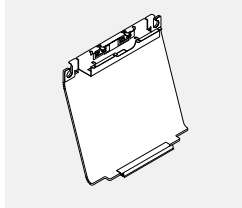
- Includes 10 clips.

| PRODUCT CODE | PRICE | SIZE/INCHES | | | WEIGHT LBS | VOL FT³ |
|--------------|-------|-------------|-----|-----|------------|---------|
| | | H | W | D | | |
| GMDCLIPS | 131 | 2.6 | 2.5 | 0.6 | 0.3 | 0.2 |

GMDJ36BK • ModPower Interconnecting Jumper


- ModPower interconnecting jumper cord to add an additional 3 feet of cord length between ModPower units.
- Package of 2, each 3 feet with male & female connector.

| PRODUCT CODE | PRICE | SIZE/INCHES | | | WEIGHT LBS | VOL FT³ |
|--------------|-------|-------------|---|---|------------|---------|
| | | H | W | D | | |
| GMDJ36BK | 422 | 36 | | | 1.38 | 0.9 |

HXEPK • Station 2-Circuit Power Kit

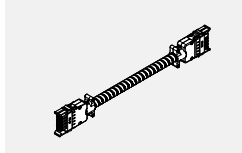
- Station 2-Circuit Power Kit consists of two duplexes, trough, cable shroud and divider grommet.
- Accommodates up to two standard data plates (plates not included).
- Accommodates center mount single or dual screen monitor arm.
- Facilitates 2-circuit power delivery.
- Facilitates interconnection of two stations. Please specify Station to Station Jumper.
- Specify duplex circuit #1, #2 or combination #1+2.
- Ceiling or base feed not included, please specify separately.
- Trough is powder coated metal in CHR - Charcoal.
- Includes all connecting hardware, supporting brackets and through divider grommet.
- PET Felt finish, please chose from any standard PET Felt.

| PRODUCT CODE | PRICE | SIZE/INCHES | | | WEIGHT LBS | VOL FT³ |
|--------------|-------|-------------|------|------|------------|---------|
| | | H | W | D | | |
| HXEPK11 | 311 | 20.85 | 23.5 | 9.73 | 3.92 | 2.76 |
| HXEPK12 | 311 | 20.85 | 23.5 | 9.73 | 3.92 | 2.76 |
| HXEPK22 | 311 | 20.85 | 23.5 | 9.73 | 3.92 | 2.76 |

HXECS • Cable Shroud

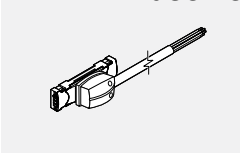
- Cable shroud secures to the bottom of worksurface and clips to the bottom of straight section of any divider.
- Includes all connecting hardware.
- PET Felt finish, please chose from any standard PET Felt.

| PRODUCT CODE | PRICE | SIZE/INCHES | | | WEIGHT LBS | VOL FT³ |
|--------------|-------|-------------|----|---|------------|---------|
| | | H | W | D | | |
| HXECS | 76 | 1 | 22 | 8 | 1.62 | 2.87 |

HXEPPJ • Station to Station Jumper

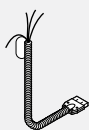
- Station to station jumper.
- Facilitates interconnection of two stations (through divider grommet, under the worksurface).

| PRODUCT CODE | PRICE | SIZE/INCHES | | | WEIGHT LBS | VOL FT³ |
|--------------|-------|-------------|----|---|------------|---------|
| | | H | W | D | | |
| HXEPPJ | 120 | 2 | 60 | 2 | 5 | 0.13 |

HXEBCF • Base Feed

- Base feed provides single power entry from floor into 2-Circuit Power Kit under worksurface.
- 6' long liquid tight whip; ready to be hardwired to building power supply.

| PRODUCT CODE | PRICE | SIZE/INCHES | | | WEIGHT LBS | VOL FT³ |
|--------------|-------|-------------|----|---|------------|---------|
| | | H | W | D | | |
| HXEBCF | 263 | 2 | 72 | 2 | 5.6 | 0.06 |

HXECEF • Ceiling Feed

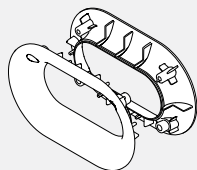
- Ceiling feed plugs into left or right duplex mounted within the 2-Circuit Power Kit.
- 10' long metal conduit, ready to be hardwired to building power supply.
- Strain relief fitting provided; junction box is not included.
- To be used with HXECP - Ceiling Feed Pole

| PRODUCT CODE | PRICE | SIZE/INCHES | | | WEIGHT LBS | VOL FT³ |
|-----------------|-------|-------------|-----|---|---------------|------------|
| | | H | W | D | | |
| HXECEF | 178 | 2 | 144 | 2 | 5.6 | 0.06 |

HXECP • Ceiling Feed Pole

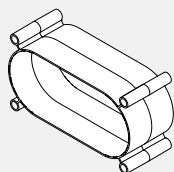
- Ceiling Feed Pole manages power and data cables between ceiling and worksurface.
- Aluminum extrusion with PVC cover secures to the divider grommet and passes below worksurface through the worksurface contoured recess.
- Mounting hardware and ceiling bezel included.
- Hardware for securing the pole above ceiling tile is not included.
- Please specify standard paint finish.
- PVC colour CHR - Charcoal.
- Ceiling Feed HXECEF must be ordered separately.

| PRODUCT CODE | PRICE | SIZE/INCHES | | | WEIGHT LBS | VOL FT³ |
|-----------------|-------|-------------|---|-----|---------------|------------|
| | | H | W | D | | |
| HXECP | 150 | 116 | 6 | 1.5 | 5.49 | 0.38 |

HXEPGK • Divider Grommet Kit

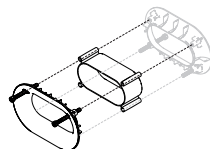
- Divider Grommet Kit facilitates passage of wires through any Softpod divider.
- Can be located either below or above the worksurface.
- Installed on site; no need to order special dividers.
- Powder coated die-cast aluminum divider grommet - specify CHR - Charcoal or WHT (OR DWT)

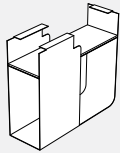
| PRODUCT CODE | PRICE | SIZE/INCHES | | | WEIGHT LBS | VOL FT³ |
|-----------------|-------|-------------|-----|------|---------------|------------|
| | | H | W | D | | |
| HXEPGK | 29 | 3.25 | 5.5 | 2.75 | 0.27 | 0.02 |

HXEPGCS • Divider Grommet Connector / Spacer

- Divider Grommet Spacer converts any Divider Grommet Kit into a connector.
- Clamps two dividers together through the divider grommet opening.
- Can be located above or below the worksurface at pre-determined locations.
- Specify with the Divider Grommet Kit or use with the Divider Grommet Kit included in the Station 2-Circuit Power Kit.
- Made of injection molded ABS in CHR - Charcoal.
- For Dual Pod connection, only 1 HXEPGK is needed.

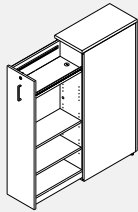
| PRODUCT CODE | PRICE | SIZE/INCHES | | | WEIGHT LBS | VOL FT³ |
|-----------------|-------|-------------|-----|------|---------------|------------|
| | | H | W | D | | |
| HXEPGCS | 13 | 3.25 | 5.5 | 2.75 | 0.04 | 0.01 |



HXSCSO • Under Worksurface Casual Storage Unit

- Open storage with shelf; extension at the back provides side compartment.
- Sheet metal construction with PET liner; 24" deep
- Secured to the bottom of worksurface.
- Choose from standard PET and panel frame finishes.
- Order coat hook HXACHS, attaches to either left or right side of storage unit (sold separately).

| PRODUCT CODE | PRICE | H | W | D | WEIGHT LBS | VOL FT ³ |
|--------------|-------|----|---|----|------------|---------------------|
| HXSCSO | 327 | 21 | 8 | 24 | 20.18 | 4.22 |

L2P0 • Pantry Storage

Left Hand Shown

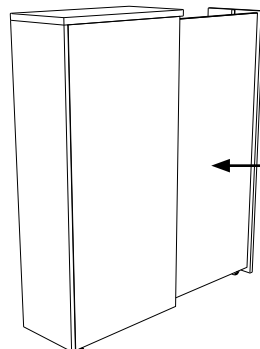
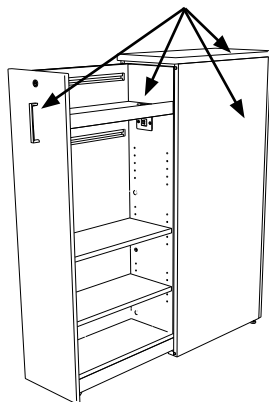
- The pull out cabinet serves as a multifunction, customizable storage unit that both defines space and enhances privacy in an open plan environment.
- Can be used in conjunction with Licence, Bridges, FreeFit and Boulevard.
- Internal organization consists of two fixed shelves top and bottom. The two middle shelves are adjustable. Two accessory rails are standard and will accept GC metal accessories
- Interior cabinet shelves and back are standard in Designer White. Cabinet shell, drawer and top can be specified in any standard laminate.
- L2P0-NL/R does not fit binders.
- Only available with FA handle.

| PRODUCT CODE | PRICE LP | B | W | SIZE/INCHES | | | | WEIGHT | | VOL |
|---------------|----------|------|------|-------------|------|----|----|--------|--|-----------------|
| | | | | H(LP/B) | H(W) | W | D | LBS | | FT ³ |
| L2P01224H54NL | 1642 | 1659 | 1690 | 53.56 | 54 | 12 | 24 | 138 | | 9 |
| L2P01230H54NL | 1720 | 1740 | 1760 | 53.56 | 54 | 12 | 30 | 153 | | 11 |
| L2P01236H54NL | 1799 | 1823 | 1849 | 53.56 | 54 | 12 | 36 | 167 | | 14 |
| L2P01824H54NL | 1904 | 1928 | 1970 | 53.56 | 54 | 18 | 24 | 166 | | 14 |
| L2P01830H54NL | 1989 | 2020 | 2069 | 53.56 | 54 | 18 | 30 | 182 | | 17 |
| L2P01836H54NL | 2075 | 2110 | 2168 | 53.56 | 54 | 18 | 36 | 197 | | 20 |
| L2P01224H54NR | 1642 | 1659 | 1690 | 53.56 | 54 | 12 | 24 | 138 | | 9 |
| L2P01230H54NR | 1720 | 1740 | 1760 | 53.56 | 54 | 12 | 30 | 153 | | 11 |
| L2P01236H54NR | 1799 | 1823 | 1849 | 53.56 | 54 | 12 | 36 | 167 | | 14 |
| L2P01824H54NR | 1904 | 1928 | 1970 | 53.56 | 54 | 18 | 24 | 166 | | 14 |
| L2P01830H54NR | 1989 | 2020 | 2069 | 53.56 | 54 | 18 | 30 | 182 | | 17 |
| L2P01836H54NR | 2075 | 2110 | 2168 | 53.56 | 54 | 18 | 36 | 197 | | 20 |

Finish

While the Pantry Storage cabinet walls, top and pull-out drawer front door and back panel finish can be specified, The internal cabinet back and adjustable shelves are standard white. Please specify the cabinet top and pull-out drawer front finish.

Specifiable finish



Optional dry-erase marker laminate on the external surface of the drawer's side wall.

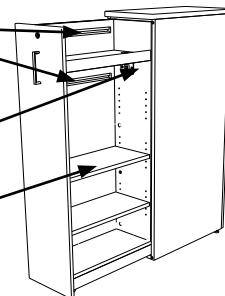
Options

- Dual USB outlet kit - please add "USB" at the end of the code. Add \$377 to the list price
- When you specify dual USB outlet the top shelf will come with grey PET Felt surface and grommet which allows for cable passage from the USB outlet (located below the top shelf). A two-prong power cord exits the cabinet through the floor at the back.
- Dry-erase marker board - Choose "DE" option. Please add \$266 to the list price. If specified the Dry-erase marker laminate will be applied to the external surface of the pull-out drawer side wall.

Accessory Rails

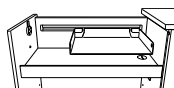
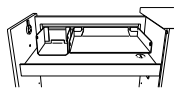
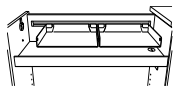
Optional PET Felt padding, grommet and USB outlet (below the shelf)

Adjustable Shelves

**Integrated Accessory rails**

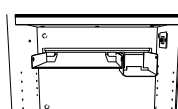
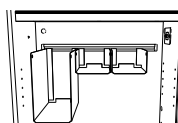
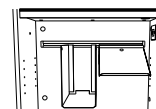
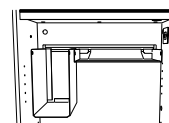
Two accessory rails (each 18.25" long) are provided to further enhance customization with Global Contract metal accessories.

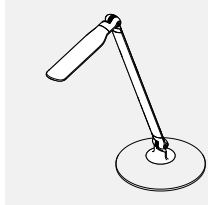
Upper Accessory Rail:

1x BALTO1 or
BALTO1GL Letter Ttray1x BALTO1 Letter Ttray
1x BAMBO1 Media Bin

2x BAUTO1 Utility Ttray

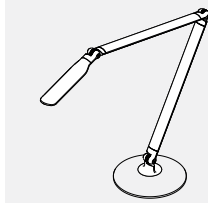
Lower Accessory Rail:

1x BALTO1 Letter Ttray
1x BAMBO1 Media Bin3x BABB01 Media Bin
or
3x BAMBO1 Binder Bin1x BATH01 Telephone Holder
1x BABB01 Binder Bin1x BALTO1 Letter Ttray
1x BABB01 Binder Bin

BLVELEDVS • LED Single Arm Lamp

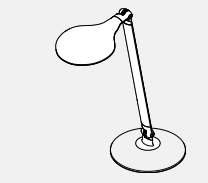
- **7 System watts, 18-fractional LEDs.**
- 3500K 250 lumens, 84 CRI.
- Soft touch - instant on, fade to off.
- Infinite dimming 100% down to 15%, last state memory.
- Standard 10 hours turn off (ATO).
- 50,000 hour life LEDs.
- 15 watt, 24 volt wall transformer, 6' cord.
- White (WHT) Silver (SIL) or Black (BLK) - Must specify colour choice.
- UL, CUL and CSA compliant, ETL Listed.
- Base not included.

| PRODUCT CODE | PRICE | SIZE/ H | INCHES W | D | WEIGHT LBS | VOL FT ³ |
|------------------------------|-------|------------|-------------|---|---------------|------------------------|
| BLVELEDVS | 616 | | | | 3 | 0.93 |
| With Occupancy Sensor | | | | | | |
| BLVELEDVSO | 920 | | | | 3 | 0.93 |

BLVELEDVD • LED Double Arm Lamp

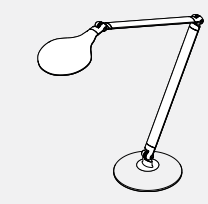
- **7 System watts, 18-fractional LEDs.**
- 3500K 250 lumens, 84 CRI.
- Double arm articulation with 20" base to head reaches.
- Soft touch - instant on, fade to off.
- Infinite dimming 100% down to 15%, last state memory.
- Standard 10 hours turn off (ATO).
- 50,000 hour life LEDs.
- 15 watt, 24 volt wall transformer, 6' cord.
- White (WHT) Silver (SIL) or Black (BLK) - Must specify colour choice.
- UL, CUL and CSA compliant, ETL Listed.
- Base not included.

| PRODUCT CODE | PRICE | SIZE/ H | INCHES W | D | WEIGHT LBS | VOL FT ³ |
|------------------------------|-------|------------|-------------|---|---------------|------------------------|
| BLVELEDVD | 646 | | | | 3 | 0.93 |
| With Occupancy Sensor | | | | | | |
| BLVELEDVDO | 931 | | | | 3 | 0.93 |

BLVELEDRS • LED Single Arm Lamp

- **7 System watts, 18-fractional LEDs.**
- 3500K 250 lumens, 84 CRI.
- Soft touch - instant on, fade to off.
- Infinite dimming 100% down to 15%, last state memory.
- Standard 10 hours turn off (ATO).
- 50,000 hour life LEDs.
- 15 watt, 24 volt wall transformer, 6' cord.
- White (WHT) Silver (SIL) or Black (BLK) - Must specify colour choice.
- UL, CUL and CSA compliant, ETL Listed.
- Base not included.

| PRODUCT CODE | PRICE | SIZE/ H | INCHES W | D | WEIGHT LBS | VOL FT ³ |
|------------------------------|-------|------------|-------------|---|---------------|------------------------|
| BLVELEDRS | 616 | | | | 3 | 0.93 |
| With Occupancy Sensor | | | | | | |
| BLVELEDRSO | 920 | | | | 3 | 0.93 |

BLVELEDRD • LED Double Arm Lamp

- **7 System watts, 18-fractional LEDs.**
- 3500K 250 lumens, 84 CRI.
- Double arm articulation with 20" base to head reaches.
- Soft touch - instant on, fade to off.
- Infinite dimming 100% down to 15%, last state memory.
- Standard 10 hours turn off (ATO).
- 50,000 hour life LEDs.
- 15 watt, 24 volt wall transformer, 6' cord.
- White (WHT) Silver (SIL) or Black (BLK) - Must specify colour choice.
- UL, CUL and CSA compliant, ETL Listed.
- Base not included.

| PRODUCT CODE | PRICE | SIZE/ H | INCHES W | D | WEIGHT LBS | VOL FT ³ |
|------------------------------|-------|------------|-------------|---|---------------|------------------------|
| BLVELEDRD | 633 | | | | 3 | 0.93 |
| With Occupancy Sensor | | | | | | |
| BLVELEDRDO | 931 | | | | 3 | 0.93 |

Lamp Mounting Options

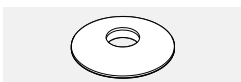
- White (WHT) Silver (SIL) or Black (BLK) - Must specify colour choice.

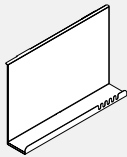
Worksurface Clamp Mount

| PRODUCT CODE | PRICE | SIZE/ H | INCHES W | D | WEIGHT LBS | VOL FT ³ |
|--------------|-------|------------|-------------|---|---------------|------------------------|
| BLVELEDASCM | 155 | | | | 1 | 0.05 |

Freestanding Base

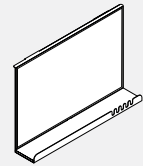
| PRODUCT CODE | PRICE | SIZE/ H | INCHES W | D | WEIGHT LBS | VOL FT ³ |
|--------------|-------|------------|-------------|---|---------------|------------------------|
| BLVELEDAFS | 173 | | | | 3 | 0.5 |



HXAHS • Hanging Shelf

- Hanging Shelf for personal item storage.
- Suspended from the divider's top reveal.
- Installed board measures 16" from top; 9" from top of worksurface.
- Painted metal, choose from standard panel frame finishes.
- Choose a PET Felt finish for the tray insert.

| PRODUCT CODE | PRICE | H | W | D | WEIGHT LBS | VOL FT³ |
|--------------|-------|----|------|---|------------|---------|
| HXAHS | 104 | 16 | 23.5 | 3 | 8.8 | 1.91 |

HXAHSWB • Hanging Shelf with Dry Erase Board

- Hanging shelf with, dry-erase marker surface.
- Suspended from the divider's top reveal.
- Installed board measures 16" from top; 9" from top of worksurface.
- White surface, painted metal frame; choose from standard panel frame finishes.
- Choose a PET Felt finish for the tray insert.

| PRODUCT CODE | PRICE | H | W | D | WEIGHT LBS | VOL FT³ |
|--------------|-------|----|------|---|------------|---------|
| HXAHSWB | 398 | 16 | 23.5 | 3 | 9.57 | 1.91 |

HXARWS • Rear Wall Shelf

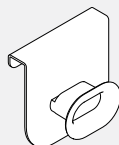
- Rear wall laminate shelf.
- Made of 3/4" LP- low pressure or HP - high pressure; non-handed, with pre-determined mounting points.
- 2.5" front radii.
- Choose from standard laminate finishes, PVC edge.
- NOTE: Not compatible with Ceiling Feed Pole or any monitor mounts.

| PRODUCT CODE | PRICE LP | HP | H | W | D | WEIGHT LBS | VOL FT³ |
|--------------|----------|-----|------|-------|-----|------------|---------|
| HXARWS | 106 | 135 | 0.75 | 32.25 | 4.5 | | 1.13 |

HXACHS • Coat/Bag Hook for Dividers

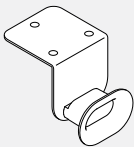
- Coat/Bag Hook can be installed anywhere along the divider perimeter reveal or either side of the Under Surface Casual Storage Unit.
- Made of die-cast aluminum, specify any standard metal paint finish.
- Choose a PET Felt finish for the plug insert.

| PRODUCT CODE | PRICE | H | W | D | WEIGHT LBS | VOL FT³ |
|--------------|-------|---|------|------|------------|---------|
| HXACHS | 30 | 2 | 1.25 | 0.75 | 0.05 | 0.01 |

HXACHT • Coat/Bag Hook for Dividers Edge

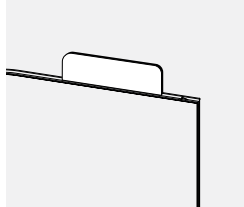
- Coat/Bag Hook can be installed anywhere along the divider perimeter reveal or either or both sides of any divider.
- Made of die-cast aluminum with steel brackets, specify any standard metal paint finish.
- Choose a PET Felt finish for the plug insert.

| PRODUCT CODE | PRICE | H | W | D | WEIGHT LBS | VOL FT³ |
|--------------|-------|---|------|------|------------|---------|
| HXACHT | 35 | 2 | 1.25 | 0.75 | 0.23 | 0.01 |

HXABH • Under Surface Bag Hook

- Under Surface Bag Hook can be secured to the bottom of worksurface.
- Made of die-cast aluminum with steel brackets, specify any standard metal paint finish.
- Choose a PET Felt finish for the plug insert.

| PRODUCT CODE | PRICE | H | W | D | WEIGHT LBS | VOL FT³ |
|--------------|-------|---|------|------|------------|---------|
| HXABH | 33 | 2 | 1.25 | 0.75 | 0.18 | 0.01 |

HXNP • Name Plate

- Name Plate sits inside the divider top reveal.
- Two-sided white dry erase surface laminated to 1/2" PET Felt.

| PRODUCT CODE | PRICE | H | W | D | WEIGHT LBS | VOL FT³ |
|--------------|-------|-------|-------|-----|------------|---------|
| HXNP | 60 | 3.625 | 10.75 | 0.5 | | 0.01 |

Global offices in Canada

Head Office

560 Supertest Road
Toronto, Ontario
M3J 2M6
T (416) 650-6500

Toronto Sales Office

1350 Flint Road
Toronto, Ontario
M3J 2J7
T (416) 661-3660

Moncton

268 Coverdale Road
Riverview, New Brunswick
E1B 3J2
T (506) 858-8383

Showrooms

Calgary

237 8 Avenue SE, Suite 302
Calgary, Alberta
T2G 5C3
T (403) 250-7770

Montreal

(Temporary location)
2020 Trans Canada Highway, Suite 306
Dorval, Quebec
H9P 2N4
T (514) 866-4331

Ottawa

251 Laurier Avenue West, Suite 400
Ottawa, Ontario
K1P 5J6
T (613) 234-2881
Please call ahead to book an appointment.

Edmonton

10158 103 Street NW, Suite 201
Edmonton, Alberta
T5J 0X6
T (780) 444-8922

Toronto

1350 Flint Road
Toronto, Ontario
M3J 2J7
T (416) 661-3660

Vancouver

675 West Hastings Street, Suite 1000
Vancouver, British Columbia
V6B 1N2
T (604) 432-1701

Halifax

1061 Marginal Road, Suite 120
Halifax, Nova Scotia
B3H 4P7
T (902) 422-7434

Toronto - The Blueprint

(MetroCentre)
200 Wellington Street West, Suite 1602
Toronto, Ontario
M5V 3C7

Winnipeg

111 Lombard Avenue, Suite 220
Winnipeg, Manitoba
R3B 0T4
T (204) 925-3350