

Office Spaces

Pricing effective February 2026 – Canada

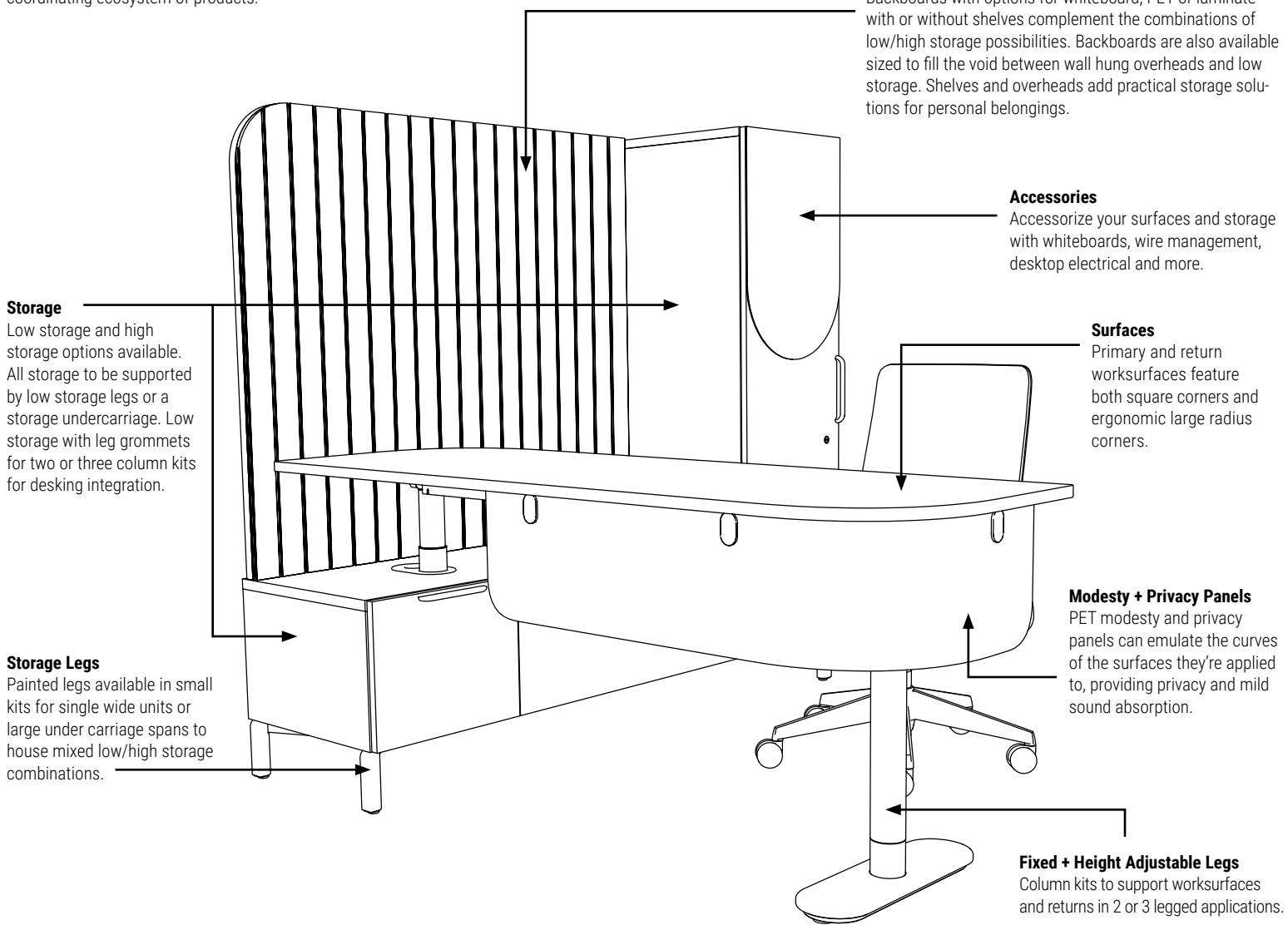
OFFICE
spaces

APPLICATION GUIDE
& PRICE LIST



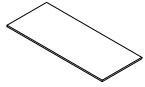
About Office Spaces

A unique desking architecture addressing current and future private office trends in providing flexible footprints and a coordinating ecosystem of products.

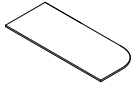


Statement Of Line

Worksurfaces



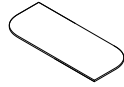
SKWSRW
Rectangular Worksurface



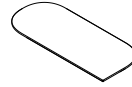
SKWSRRT
Rectangular Worksurface with Radius on Top Right



SKWSRTRL
Rectangular Worksurface with Radius on Top Right and Top Left

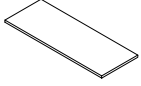


SKWSRTBL
Rectangular Worksurface with Radius at Top Right and Bottom Left

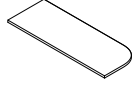


SKWSCR
Racetrack Worksurface for Right Return

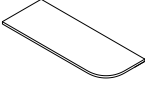
Return Worksurfaces



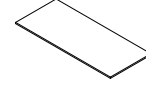
SKWSRR
Right Rectangular Return



SKWSRTR
Rectangular Return with Radius at Top Right



SKWSRTL
Rectangular Return with Radius at Top Left



SKWSCT
Rectangular Worksurface for Conferencing



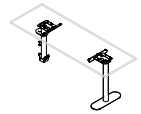
SKWSCW
Racetrack Worksurface for conferencing



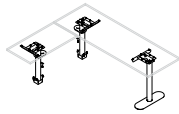
SKWSDW
D Shaped Worksurface for conferencing

Conference Worksurfaces

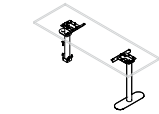
Fixed Height Column Kits



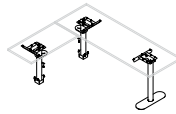
SKWSFH2C2
Column Kit



SKWSFH3C
3 Column Kit

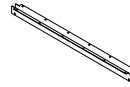


SKWSHA2C
2 Column Kit

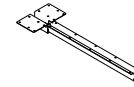


SKWSHA3C
3 Column kit

Support Channel

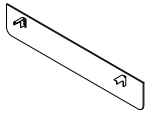


SKWSDC
Support Channel

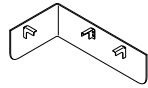


SKWSRDC
Return Support Channel Kit

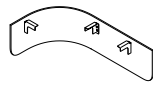
Modesty Panel



SKWABP
Modesty Panel

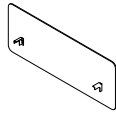


SKWACML
Corner Modesty Panel - Left (Right Available)

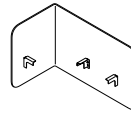


SKWARML
Curved Modesty Panel - Left (Right Available)

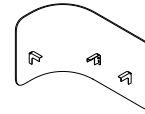
Privacy Panel



SKWAPP
Privacy Panel



SKWACPL
Corner Privacy Panel - Left (Right Available)



SKWARPL
Curved Privacy Panel - Left (Right Available)

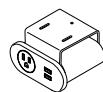
Electrical



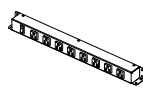
SCTAPE
Nik Edge/Clamp Mount Power Module



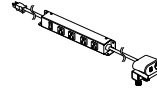
SCTAPS
Nik In-Surface Power Module



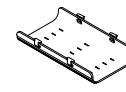
SCTAPB
Nik Below Surface Power Module



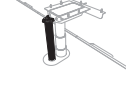
SCTAPPB
Below Surface Power Bar



SCTAPC
Below Surface Power Bar



SCTACT
PET Felt Wire Manager




SKWESCT
Storage Cable Tube



SKSEPO
Storage Power Outlet

Backboards



SKBB
Backboard



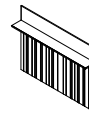
SKBBR
Backboard - Right Radius Corner



SKBBL
Backboard - Left Radius Corner



SKBBC
Backboard - Radius Corners at Top



SKBS
Backboard with Shelf

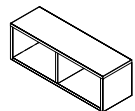


SKBD
Backboard with Double Shelves

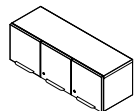


SKBOS
Backboard below Overhead Storage

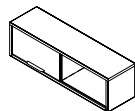
Overheads



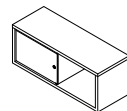
SKS00
Open Cubby Overhead



SKSOH
Hinged Door Overhead



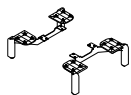
SKSOL
Laminate Sliding Door Overhead



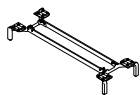
SKSOG
Glass Sliding Door Overhead

Statement Of Line

Legs

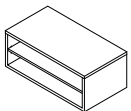


SKSLL
Low Storage Legs

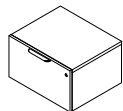


SKSLU
Low Storage Under-carriage

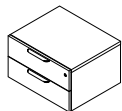
Low Storage



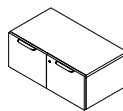
SKSLOS
Open Cubby with Shelf



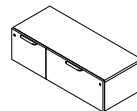
SKSLFD
File Drawer



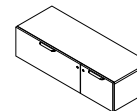
SKSLBB
Box/Box Drawers



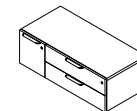
SKSLHD
Hinged Doors



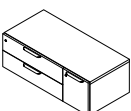
SKSLCHLR
Hinged Door, Lateral File



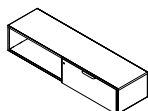
SKSLCHLL
Lateral File, Hinged Door



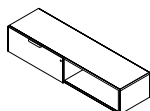
SKSLCHDR
Hinged Door, Box/Box Drawers



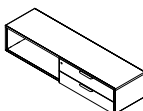
SKSLCHDL
Box/Box Drawers, Hinged Door



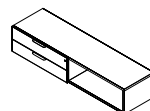
SKSLCOLR
Open Cubby, Lateral File



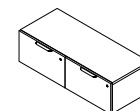
SKSLCOLL
Lateral File, Open Cubby



SKSLCODR
Open Cubby, Box/Box Drawers

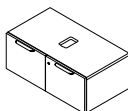


SKSLCODL
Box/Box Drawers, Open Cubby

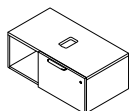


SKSLCFF
File, File Drawers

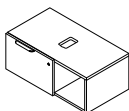
Low Storage with Leg Grommets (one leg grommet for use with two fixed or height adjustable column kits - primary worksurface or conferencing top; two leg grommet for use with three fixed or height adjustable column kits - primary top + return)



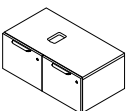
SKSLHDG
Hinged Doors with Leg Grommet



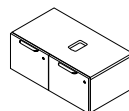
SKSLCHOL
Open Cubby, Hinged Door with Leg Grommet



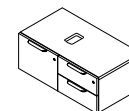
SKSLCHOR
Hinged Door with Leg Grommet, Open Cubby



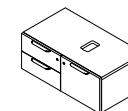
SKSLCHFR
Hinged Door with Leg Grommet, File Drawer



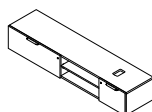
SKSLCHFL
Hinged Door with Leg Grommet, File Drawer



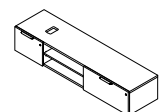
SKSLCHBR
Hinged Door with Leg Grommet, Box/Box Drawers



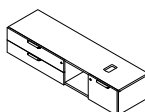
SKSLCHBL
Box/Box Drawers, Hinged Door with Leg Grommet



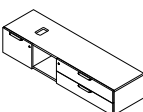
SKSLCHOFL
File Drawer, Open Cubby, Hinged Door with Leg Grommet



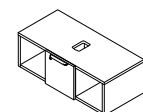
SKSLCHOFR
Hinged Door with Leg Grommet, Open Cubby, File Drawer



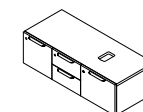
SKSLCHODL
Box/Box Drawer, Open Cubby, Hinged Door with Leg Grommet



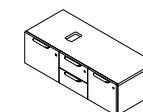
SKSLCHODR
Hinged Door with Leg Grommet, Open Cubby, Box/Box Drawer



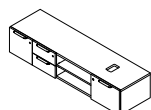
SKSLCOHO
Open Cubby, Hinged Door with Leg Grommet, Open Cubby



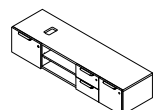
SKSLCHBFL
File Drawer, Box/Box Drawers, Hinged Door with Leg Grommet



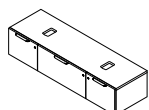
SKSLCHBFR
Hinged Door with Leg Grommet, Box/Box Drawers, File Drawer



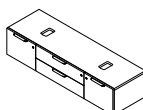
SKSLCHOBFL
File Drawer, Box/Box Drawers, Open Cubby, Hinged Door with Leg Grommet



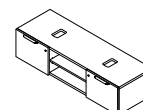
SKSLCHOBFR
Hinged Door with Leg Grommet, Open Cubby, Box/Box Drawers, File Drawer



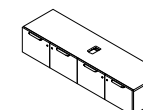
SKSLCHFHL
Hinged Door with Leg Grommet, File Drawer, Hinged Door with Leg Grommet



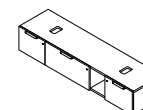
SKSLCHBH
Hinged Door with Leg Grommet, Box/Box Drawers, Hinged Door with Leg Grommet



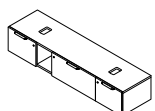
SKSLCHOH
Hinged Door with Leg Grommet, Open Cubby, Hinged Door with Leg Grommet



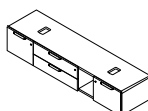
SKSLCHDG
Hinged Doors with Leg Grommet



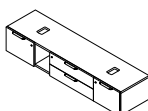
SKSLCHOFHL
Hinged Doors with Leg Grommet, File Drawer, Open Cubby, Hinged Door with Leg Grommet



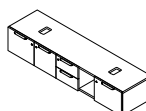
SKSLCHOFHR
Hinged Doors with Leg Grommet, Open Cubby, File Drawer, Hinged Door with Leg Grommet



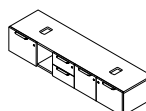
SKSLCHOBHL
Hinged Doors with Leg Grommet, Box/Box Drawers, Open Cubby, Hinged Door with Leg Grommet



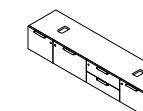
SKSLCHOBHR
Hinged Doors with Leg Grommet, Open Cubby, Box/Box Drawers, Hinged Door with Leg Grommet



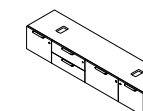
SKSLCHOBFL
Hinged Doors with Leg Grommet, File Drawer, Box/Box Drawers, Open Cubby, Hinged Door with Leg Grommet



SKSLCHOBFR
Hinged Doors with Leg Grommet, Open Cubby, Box/Box Drawers, File Drawer, Hinged Door with Leg Grommet

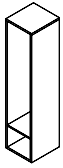


SKSLCHBFL
Hinged Door with Leg Grommet, File Drawer, Box/Box Drawers, Hinged Door with Leg Grommet



SKSLCHBFR
Hinged Door with Leg Grommet, Box/Box Drawers, File Drawer, Hinged Door with Leg Grommet

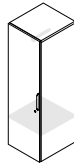
High Storage



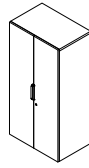
SKSHO
Open Cubby



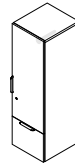
SKSHR
Hinged Door - Right



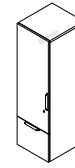
SKSHL
Hinged Door - Left



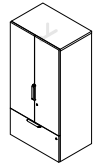
SKSHH
Hinged Door



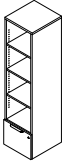
SKSHRF
Hinged Door - Right
with File Drawer



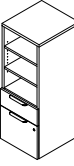
SKSHRL
Hinged Door - Left
with File Drawer



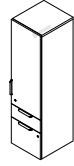
SKSHHF
Hinged Doors with
File Drawer



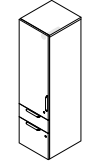
SKSHOF
Open Cubby with File
Drawer



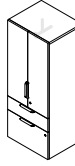
SKSHOBF
Open Cubby with Box,
File Drawer



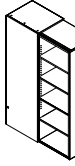
SKSHRBF
Hinged Door - Right
with Box File Drawer



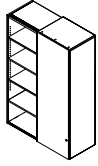
SKSHLBF
Hinged Door - Left
with Box File Drawer



SKSHHBF
Hinged Doors - with
Box File Drawer

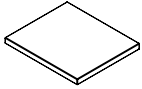


SKSHCSR
Sliding Door - Closed
Shelves Right

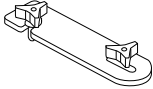


SKSHCSL
Sliding Door - Closed
Shelves Left

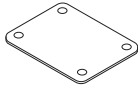
Storage Accessories



SKSAC
Low Storage Cushion



SKSAGC
Base Ganging Clip



SKWSFP
Flush Plate



SKSADW
Magnetic Whiteboard

Height Adjustable Base Specification

Construction:

- Leg column size – 70mm
- Leg and foot materials - Steel
- Glide adjustment range – 18mm
- Operation speed – 35mm/sec
- Anti collision – 6-axis Gyro built into control box
- Certifications - ANSI/BIFMA Compliant. UL component level certification.

Three stage leg design:

- Guide / actuator / motor housing design – Steel/Aluminum/Plastic
- Lift capacity - 180lbs/leg
- Noise level - <50dB

Control box specs "NE2/N3":

- Control box specs NE2 for two columns:
- Size - 11 5/8 x 1 7/8 x 3 3/4
- Weight- 1.14 lbs

Control box specs N3: for three column:

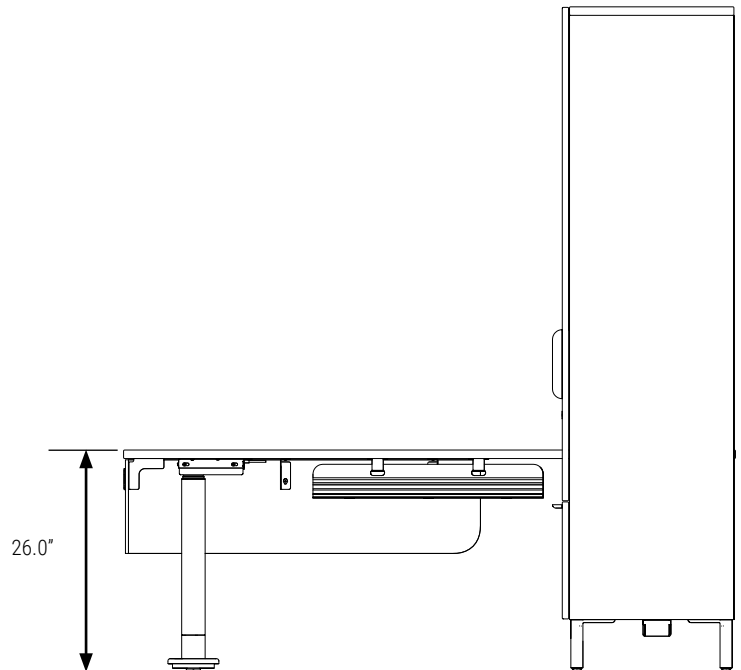
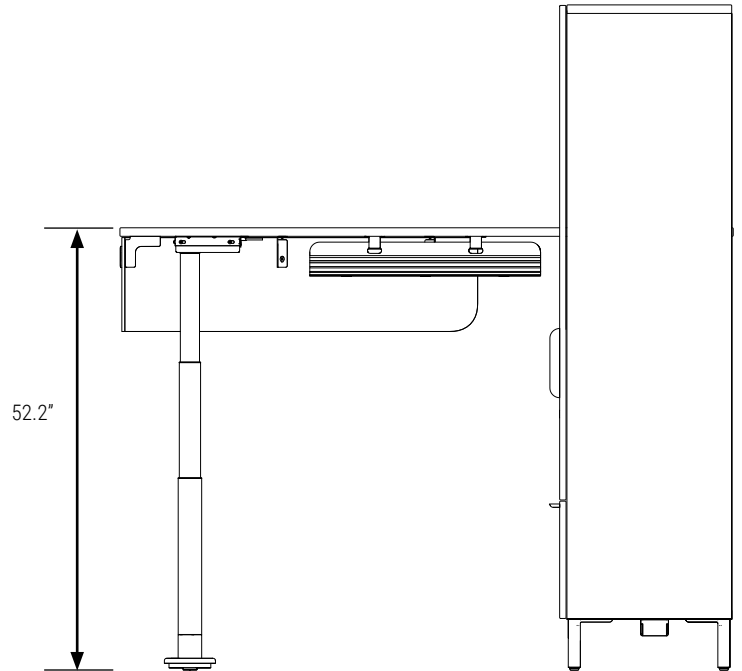
- Size - 12 5/8" x 1 15/16" x 3 11/16"
- Weight- 1.54 lbs

- Voltage - 120v
- Temperatures - Below 70°C.
- Colour - Black
- Overload protection – Work duty: 2min operation, request 18min rest, otherwise code H01 will show. Current limitations: single port not larger than 7A, total ports not larger than 15A.
- Type of plug - Three prong
- Cord length - 1 meter

Handset "K50C":

- Two memory position presets
- Colour - Black
- PVC
- Plug style and cord length – RJ45
- Standby power consumption – < 0.1W
- Active power consumption - NE2 max 350w, N3 max 500w
- Certifications – UL component level certification
- Operating & Troubleshooting Guide: <https://heightadjust.com/>

Height Adjustable Table Elevations



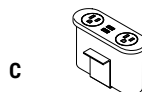
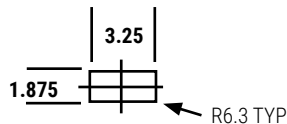
Grommet Location Chart

Type of pass-thru	Code/Location	
Worksurface	Location	
SKWSRW	NG - No Grommet	
SKWSRRT	F1 - Left Position	
SKWSRLT	F2 - Center Position	
SKWSRTRL	F3 - Right Position	
SKSWRTBL		
SKWSRTBL	Grommets	
SKWSCR	F-BG5	Upcharge for cutout and grommet, list \$91
SKWSCL	C-SCTAOT/SCTAPS	Upcharge for cutout, list \$91, module ordered separately
	Finishes for F-BG5	W - White B - Black G - Grey

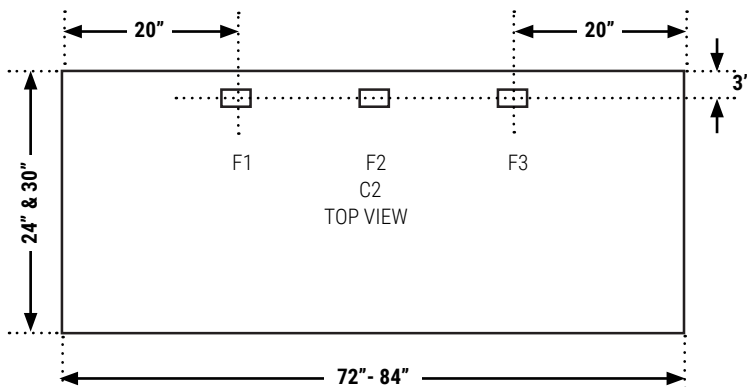
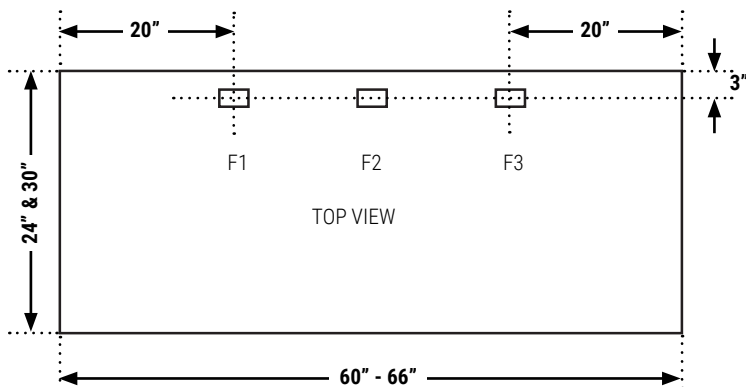
BG5 Grommets

Grommets available in a standard table top locations (left, center or right). Order as F1, F2, or F3. Add \$91.

Grommet hole dimensions are 3.25" wide x 1.875" deep.



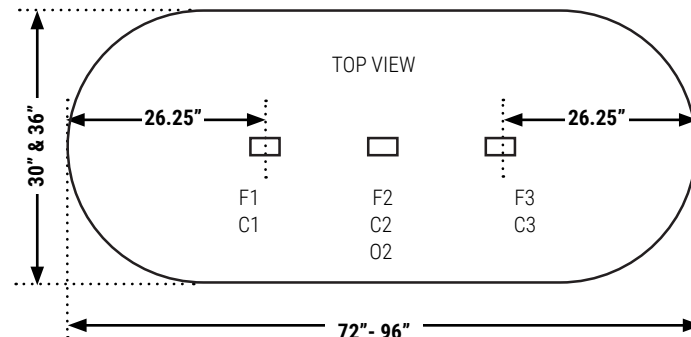
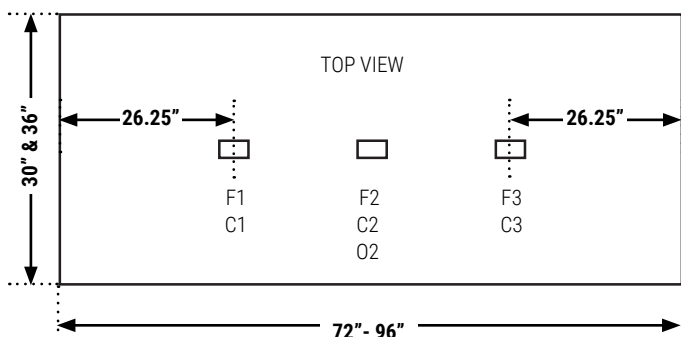
Surface Type: Worksurface



Type of pass-thru	Code/Location	
Conference	Location	
SKWSCT	NG - No Grommet	
SKWSDW	F1, C1 - Left Position	
	F2, C2, O2 - Center Position	
	F3, C3 - Right Position	
	Grommets	
	F-BG5	Upcharge for cutout and grommet, list \$91.
	C-SCTAOT/SCTAPS	Upcharge for cutout, list \$91, module ordered separately
	O-SCTAPT	Upcharge for cutout, list \$91, module ordered separately
	Finishes for F-BG5	W - White B - Black G - Grey



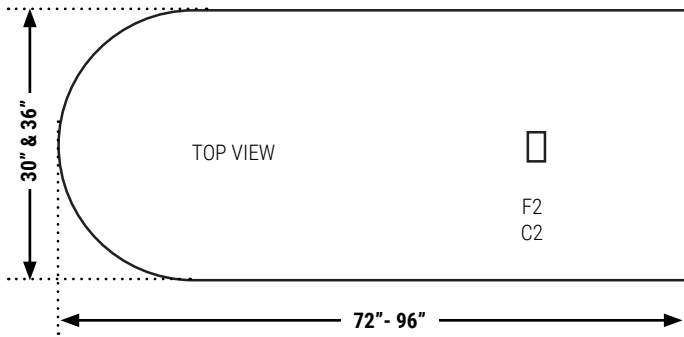
Surface Type: Conference



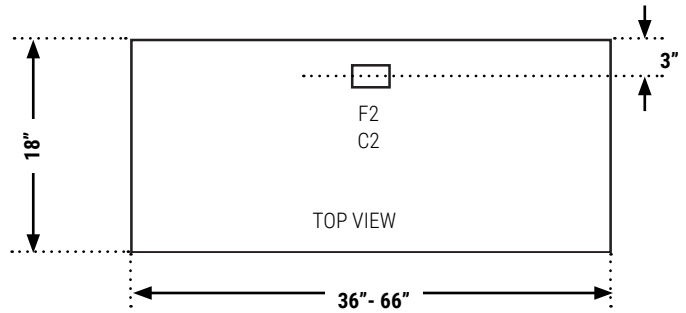
Grommet Location Chart

Type of pass-thru	Code/Location
D-TOP/RETURN	Location
SKSWDW	NG - No Grommet
SKWSRR	F2, C2 - Center Position
SKWSRL	
SKSWRBR	
SKWSRBL	
SKSWRTR	Grommets
SKSWRTL	F-BG5
	Upcharge for cutout and grommet, list \$91
	C-SCTAOT/SCTAPS
	Upcharge for cutout, list \$91, module ordered separately
	Finishes for F-BG5
	W - White
	B - Black
	G - Grey

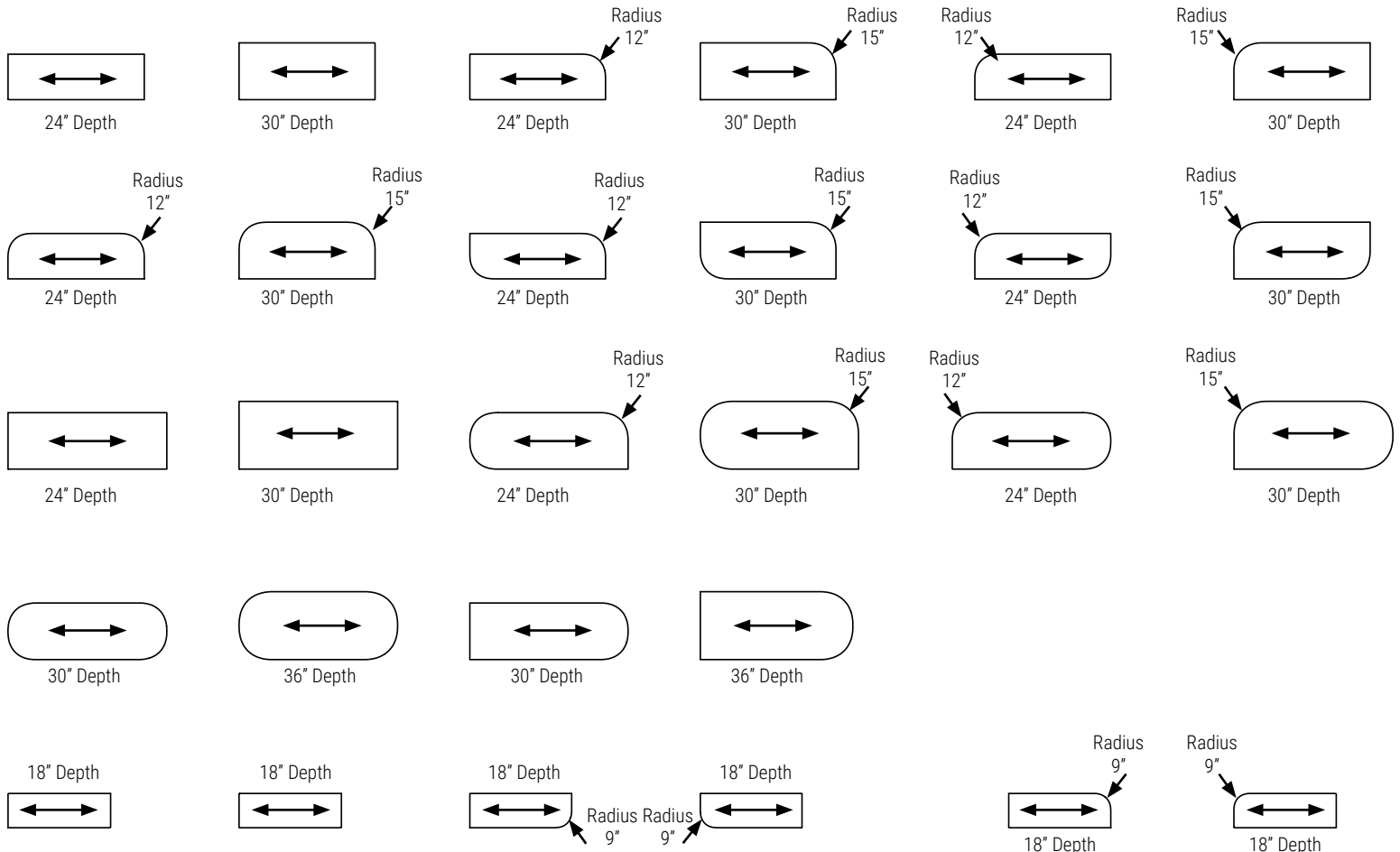
Surface Type : D Top



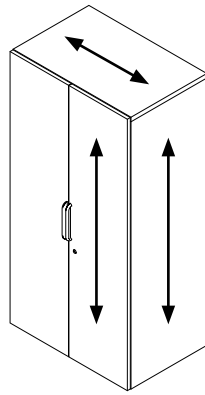
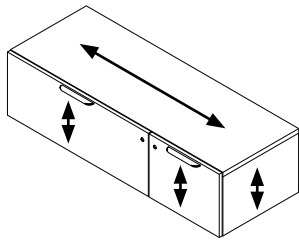
Surface Type : Return



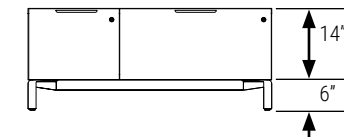
Worksurface Radius and Grain Direction



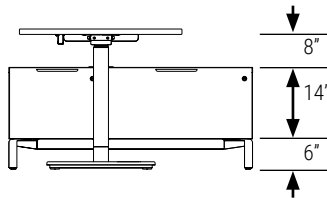
Grain Direction



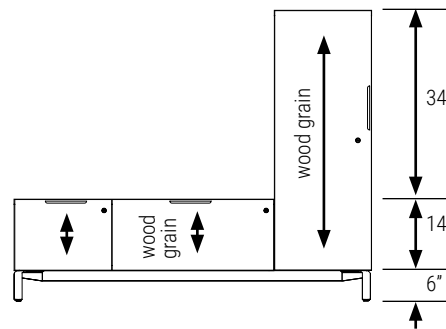
Elevations



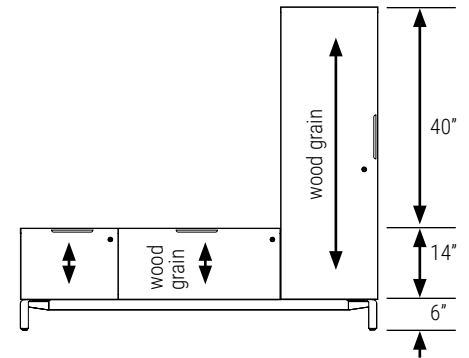
Low storage with undercarriage



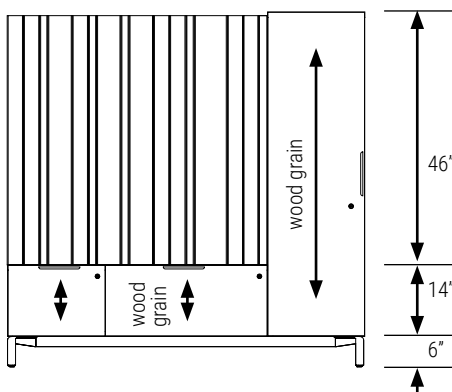
Low storage with leg grommet and fixed height leg



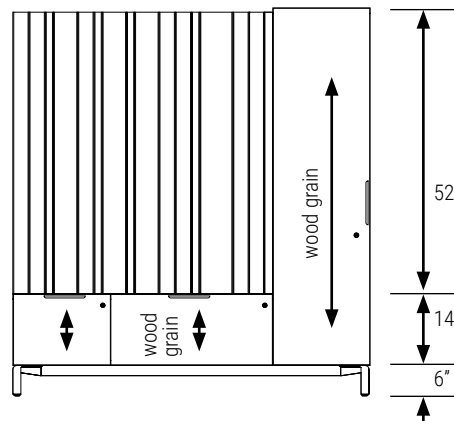
Low storage with 48" high storage on undercarriage



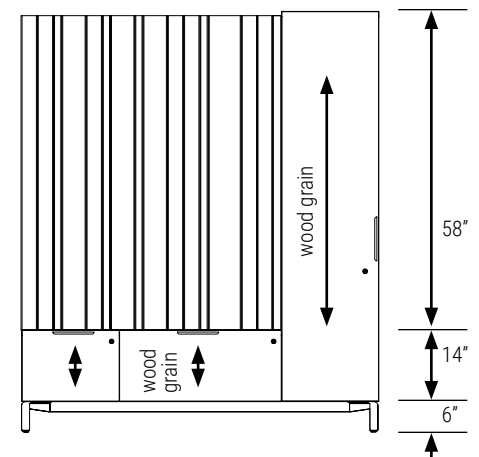
Low storage with 54" high storage on undercarriage



Low storage with 60" high storage on undercarriage with backboard



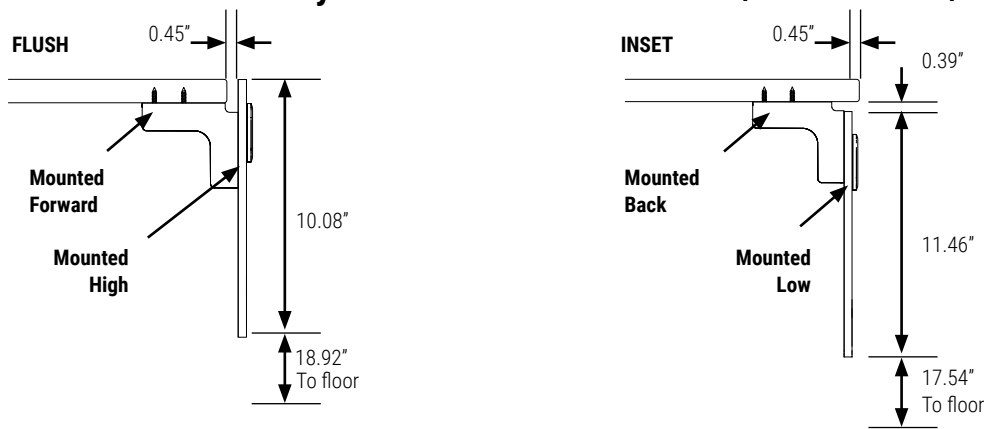
Low storage with 66" high storage on undercarriage with backboard



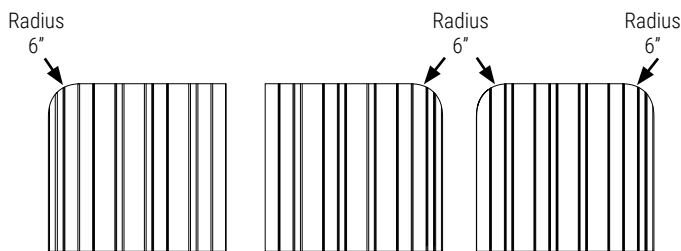
Low storage with 72" high storage on undercarriage with backboard

NOTE: PET Felt: VE-V varied asymmetrical pattern repeats every 15" in a combination of 1.5", 3", 4.5", 6" sections between grooves in a random pattern. VE-E equal symmetrical pattern is consistent 3" center to center of grooves.

Technical Detail for Modesty Panel - SKWABP - SKWACML/R - SKWARML/R



Backboard Radius Corners




Lateral File Drawers Capacity

Lateral File Drawer:
36W & 42W
Legal Filing - front to back




- Drawer file with plastic rail
- 30"W Size 9.44"H x 25.75"W x 16"L
- 36"W Size 9.44"H x 31.75"W x 16"L
- 42"W Size 9.44"H x 37.75"W x 16"L

Lateral File Drawer:
36W & 42W
Legal Filing - side to side
Letter Filing - front to back




Lateral File Drawer:
30W, 36W & 42W
Letter Filing - front to back



Lateral File Drawer:
36W & 42W
Letter & Legal Filing - front to back



Lateral File Drawer:
30W, 36W & 42W
Legal Filing - side to side



Pedestal Drawers Capacity

Box Drawer:
15.5W
Legal Filing - side to side



- 18"D Drawer Box Size 3.93"H x 13"W x 16"L
- 20.23.24.29.30.36"D Drawer Box Size 3.93"H x 13"W x 20"L

File Drawer:
15.5W
Letter Filing - front to back



- 18"D Drawer File with plastic rail Size 9.4"H x 13"W x 16"L
- 20"D and up Drawer File with plastic rail Size 9.4"H x 13"W x 20"L

File Drawer:
15.5W
Legal Filing - side to side

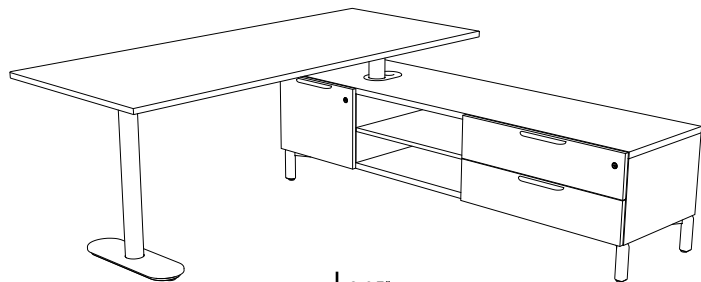


- 18"D Drawer File with plastic rail Size 9.4"H x 13"W x 16"L
- 20"D and up Drawer File with plastic rail Size 9.4"H x 13"W x 20"L


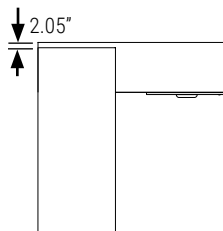
Planning Basic Work Station

Office Spaces planning begins with the credenza, the storage undercarriage, the worksurface, the required support channels and the leg column kit type. The examples below feature fixed height leg column kits and all surface types in a right handed configuration, but any can be specified with height adjustable leg column kits and/or the opposite handedness.

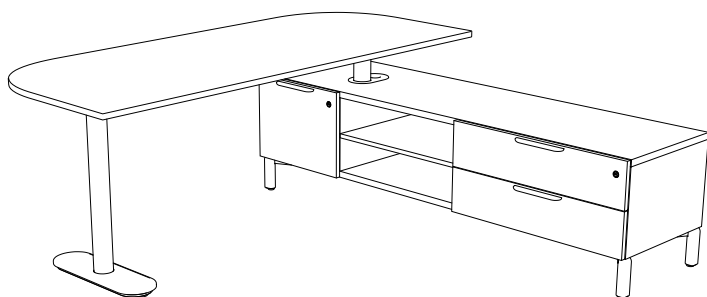
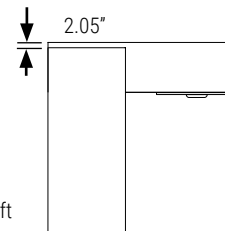
To support surfaces, specify the required leg column kit, the low storage with leg grommet and two support channel bars for primary surfaces and a return support kit for return surfaces. Primary worksurfaces cannot rest directly on the low storage or as a freestanding table desk.



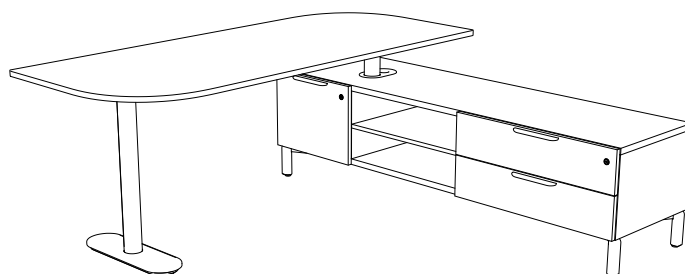
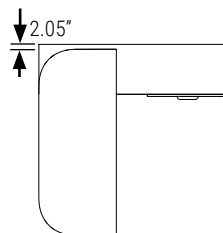
Specification:
 SKWSRW3072,
 SKSLCHOEDR2072,
 SKSLU2072,
 SKWSFH2C30T36,
 2 x SKWSDC72
 Rectangular surfaces can be used with a credenza on the left or right.



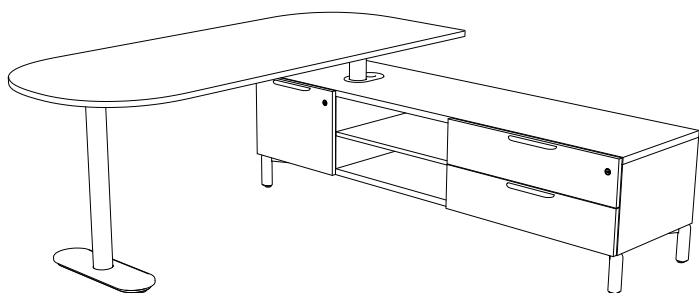
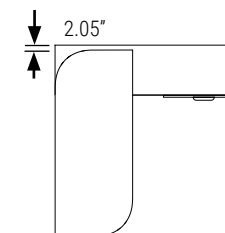
Specification:
 SKWSRLT3072,
 SKSLCHOEDR2072,
 SKSLU2072,
 SKWSFH2C30T36,
 2 x SKWSDC72
 Surfaces with the curve at the upper left are used with credenza on the right (as shown). Opposite hand available.



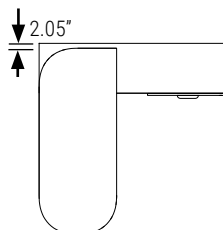
Specification:
 SKWSRTRL3072,
 SKSLCHOEDR2072,
 SKSLU2072,
 SKWSFH2C30T36,
 2 x SKWSDC72
 Surfaces with curves at upper left/right can be used with left or right handed credenzas (right shown).



Specification:
 SKWSRTBL3072,
 SKSLCHOEDR2072,
 SKSLU2072,
 SKWSFH2C30T36,
 2 x SKWSDC72
 Surfaces with curves at opposite sides can be used with left or right handed credenzas (right shown).



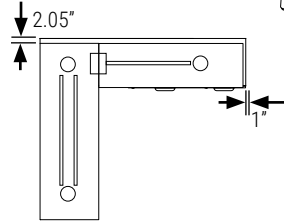
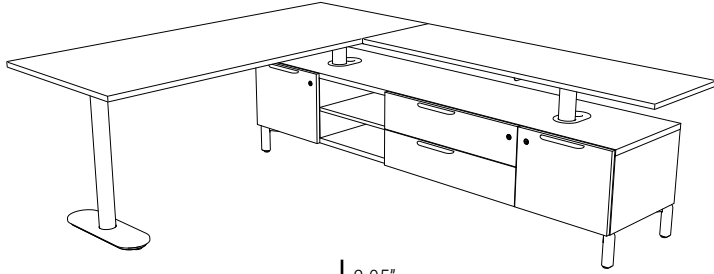
Specification: SKWSCR3072,
 SKSLCHOEDR2072,
 SKSLU2072,
 SKWSFH2C30T36,
 2 x SKWSDC72
 Racetrack surfaces can be specified for use with left or right handed credenza (right shown).



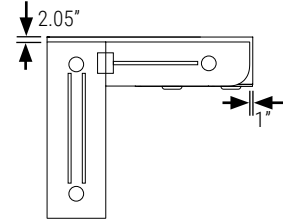
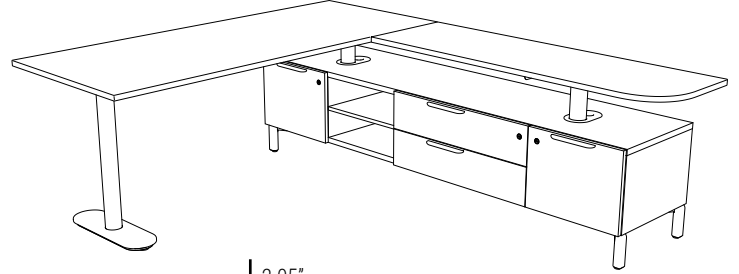
Planning L Desk Surfaces

To specify an "L" shaped configuration with Office Spaces, a credenza with two leg grommet, a three column fixed or height adjustable kit, two support channels and a return support channel kit are needed. The examples below feature fixed height column kits, a basic rectangular primary worksurface with various return shapes available. They can also be

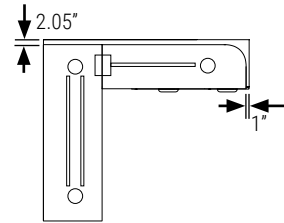
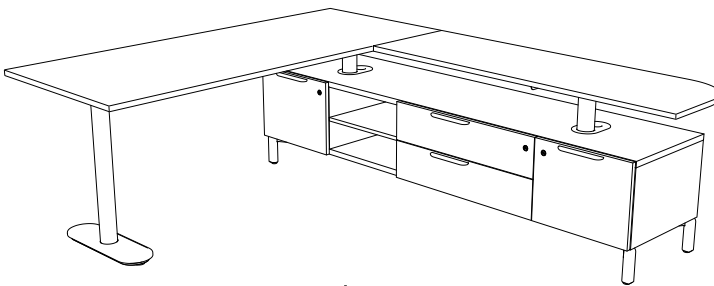
specified with height adjustable column kits and/or opposite handedness. The primary surface can be specified as any shape as shown on the previous page. To support surfaces, credenzas must be specified with two leg grommets. Surfaces cannot rest on the credenza.



Specification:
SKWSRW2472,
SKWSRR1860,
SKSLCHOBHR2084,
SKSLU2084,
SKWSFH3C18T24,
2 x SKWSDC72,
SKWSRDC60



Specification:
SKWSRW2472,
SKWSRBR1860,
SKSLCHOBHR2084,
SKSLU2084,
SKWSFH3C18T24,
2 x SKWSDC72,
SKWSRDC60

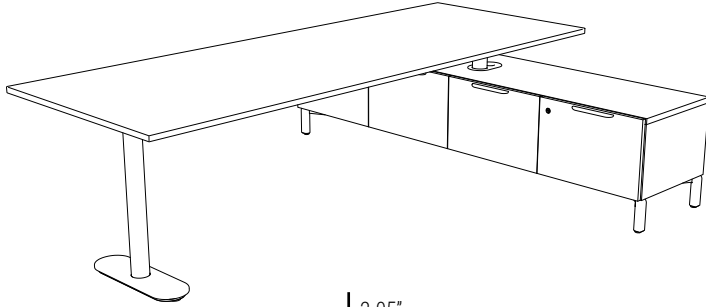


Specification:
SKWSRW2472,
SKWSRTR1860,
SKSLCHOBHR2084,
SKSLU2084,
SKWSFH3C18T24,
2 x SKWSDC72,
SKWSRDC60

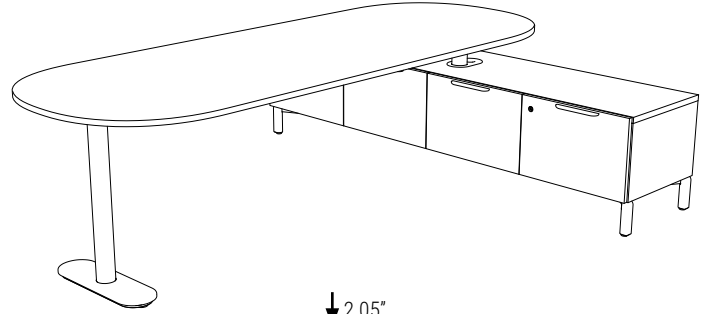
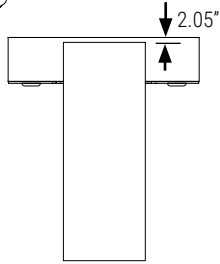
Planning Shared Office / Conference

Shared spaces can be accomplished by using center grommet credenzas with Office Spaces conferencing surfaces.

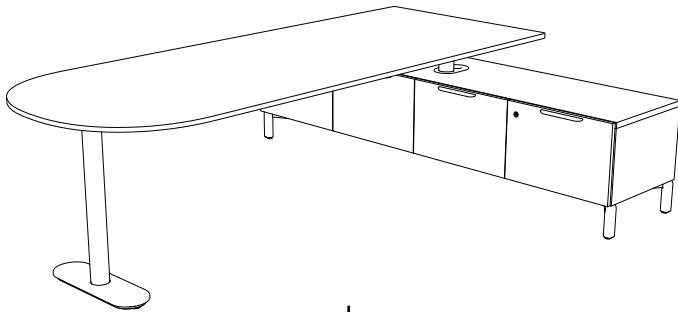
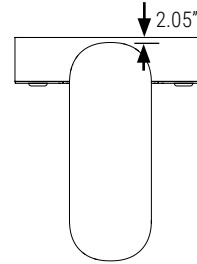
Conferencing surfaces are designed for use with two column kits only, fixed or height adjustable. They are not intended to be connected to returns.



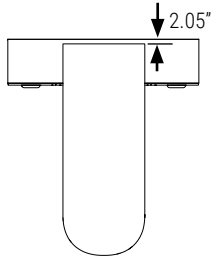
Specification:
 SKWSCT3696,
 SKSLCHDG2084,
 SKSLU2084,
 SKWSFH2C30T36,
 2 x SKWSDC84



Specification:
 SKWSCW3696,
 SKSLCHDG2084,
 SKSLU2084,
 SKWSFH2C30T36,
 2 x SKWSDC84

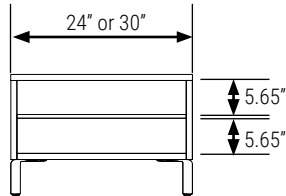


Specification:
 SKWSDW3696,
 SKSLCHDG2084,
 SKSLU2084,
 SKWSFH2C30T36,
 2 x SKWSDC84



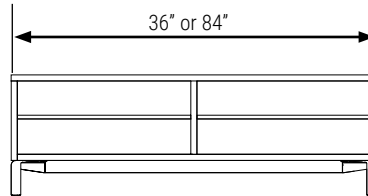
Planning Storage

SKSLL Storage Legs for single units.

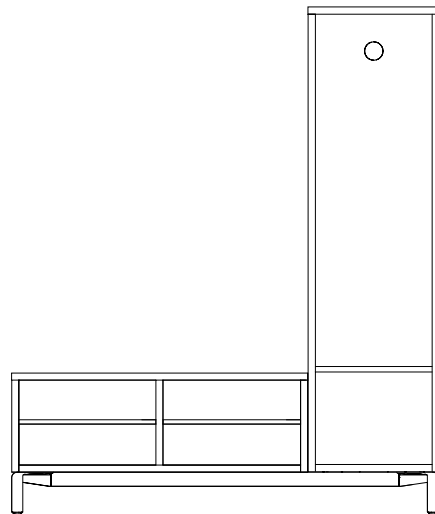
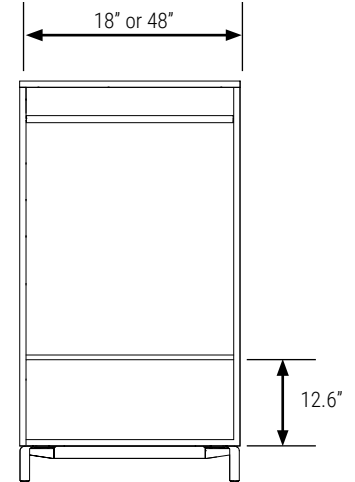


*Freestanding Storage 24 or 30\"/>

SKSLU20 Storage Undercarriage



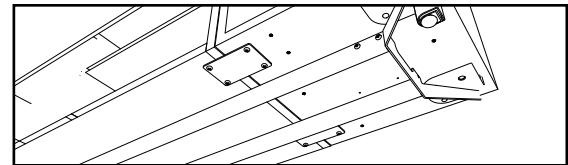
*Use SKSLU20xx for low storage 36\"/>



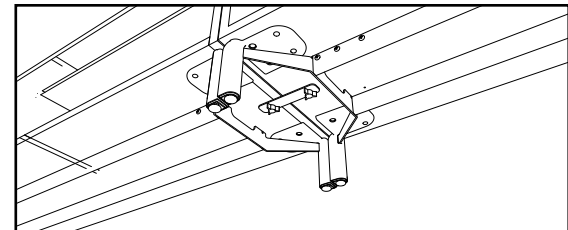
*Combining low and high storage is possible over a single undercarriage. No more than one low storage unit and one high storage can be combined on a single undercarriage.

18\"/>

NOTE: All storage units have a recessed back of 1.29\"/>



Flush Plate Detail
Flush plates (SKWSFP) are required when combining low and high storage over a single undercarriage.



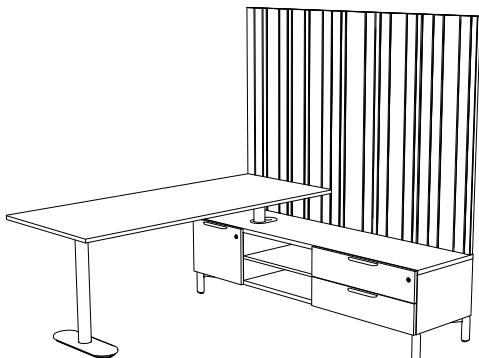
Ganging Clip Detail
A base ganging clip (SKSAGC) is recommended when positioning two separate undercarriage pieces side by side. The half-pill shaped legs align to form an oval column to emulate the curves seen through the Spaces Collection.

Planning Backboards + Overheads

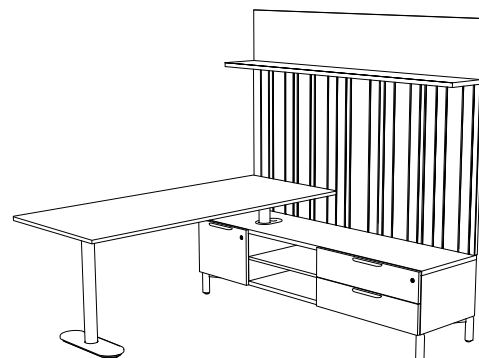
Backboards add a decorative finished element to the space and with optional shelving or when used with overheads add personal storage options; they are wall mounted. Backboards include rails for mounting; hardware to fix to the wall is not included.

Backboards are intended to be mounted with bottom flush to the top of 20" low storage and aligned to the top of high storage.

Backboards are available in laminate (LP), dry erase whiteboard (DE), PET felt (PT), and patterned PET felt (VE).

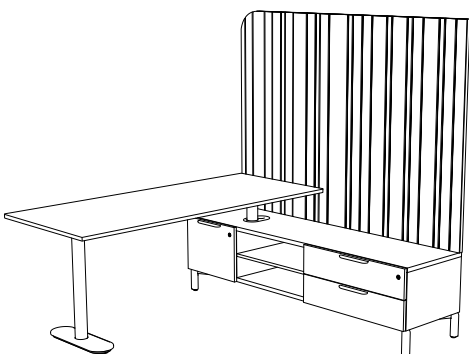


Specification:
SKWSRW3072,
SKSLCHOEDR2072,
SKSLU2072,
SKWSFH2C30T36,
2 x SKWSDC72,
SKBB5272VE-V

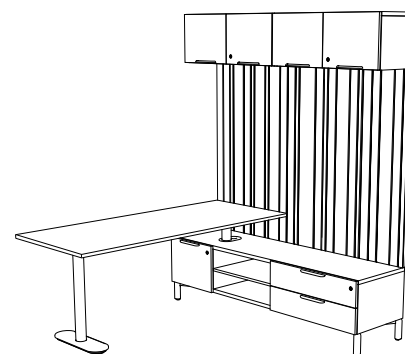


Specification:
SKWSRW3072,
SKSLCHOEDR2072,
SKSLU2072,
SKWSFH2C30T36,
2 x SKWSDC72,
SKBS5272VE-V

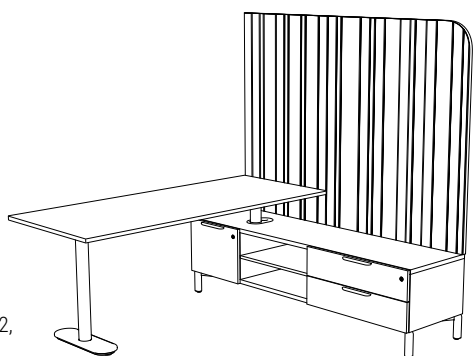
NOTE: When specifying a backboard with two shelves, use fixed height column kits only.



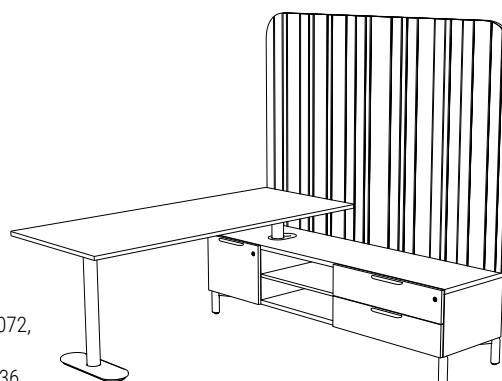
Specification:
SKWSRW3072,
SKSLCHOEDR2072,
SKSLU2072,
SKWSFH2C30T36,
2 x SKWSDC72,
SKBBL5272VE-V



Specification:
SKWSRW3072,
SKSLCHOEDR2072,
SKSLU2072,
SKWSFH2C30T36,
2 x SKWSDC72,
SKBOS5272VE-V,
2 x SKSOH1436



Specification:
SKWSRW3072,
SKSLCHOEDR2072,
SKSLU2072,
SKWSFH2C30T36,
2 x SKWSDC72,
SKBBR5272VE-V

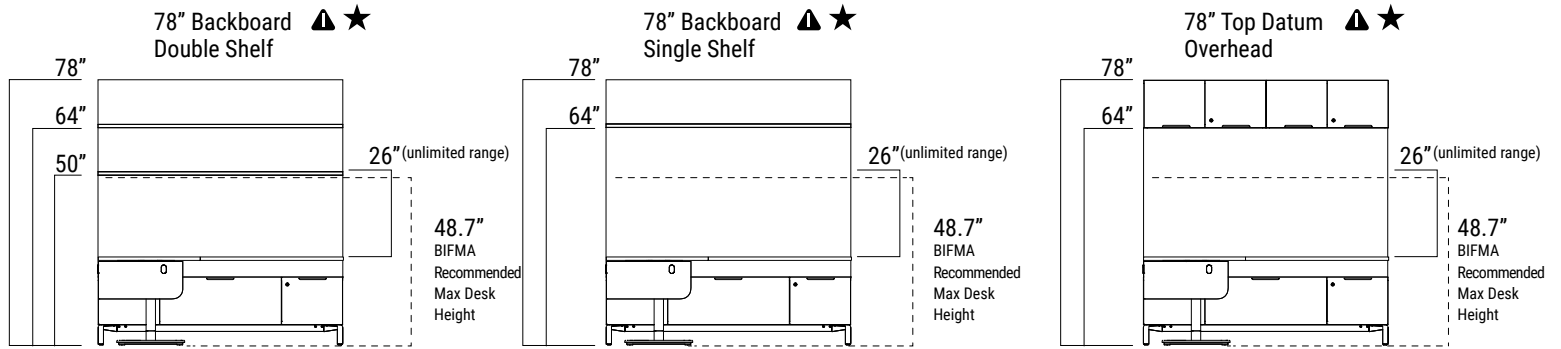


Specification:
SKWSRW3072,
SKSLCHOEDR2072,
SKSLU2072,
SKWSFH2C30T36,
2 x SKWSDC72,
SKBBC5272VE-V

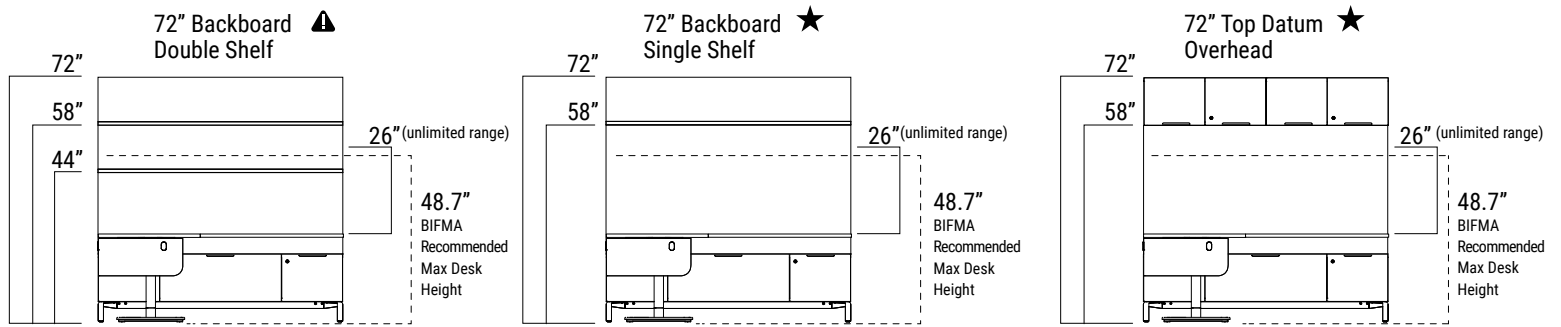
Top Datum

★ Desk Height Must Be Limited ⚠ Desk Height meets BIFMA Recommended Max Height

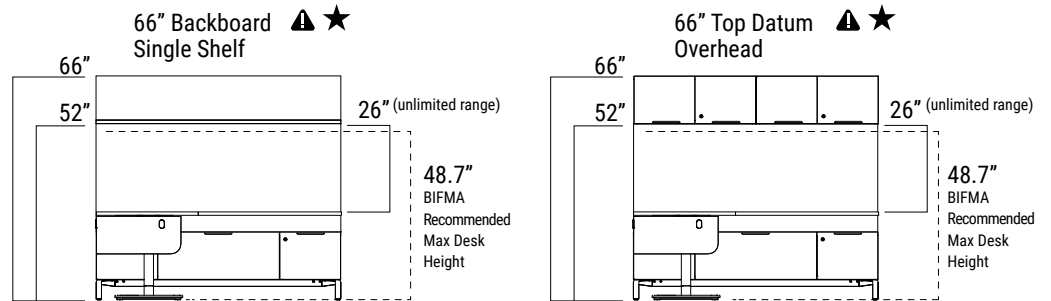
78" Top Datum



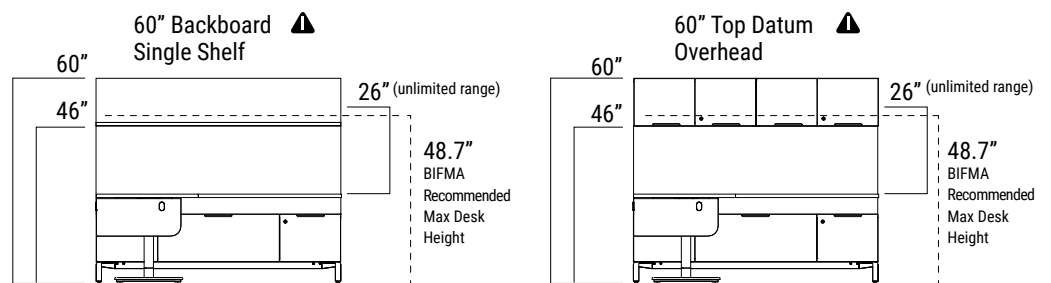
72" Top Datum



66" Top Datum



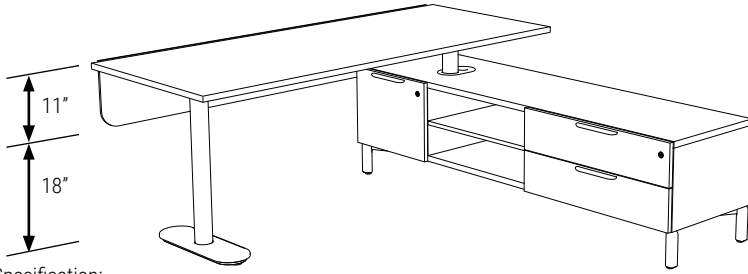
60" Top Datum



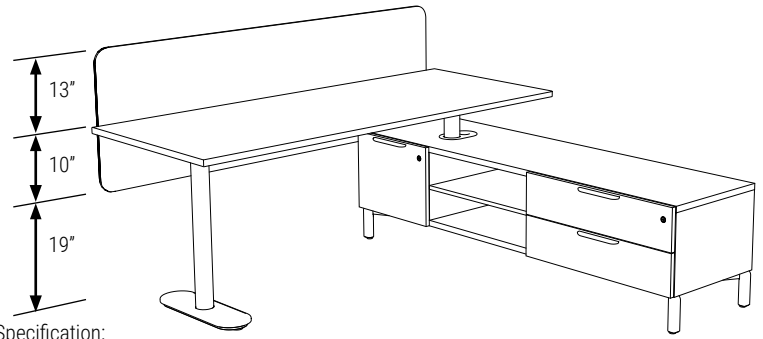
Planning Modesty + Privacy Panels

Modesty and privacy panels can be added to rectangular or curved surfaces.

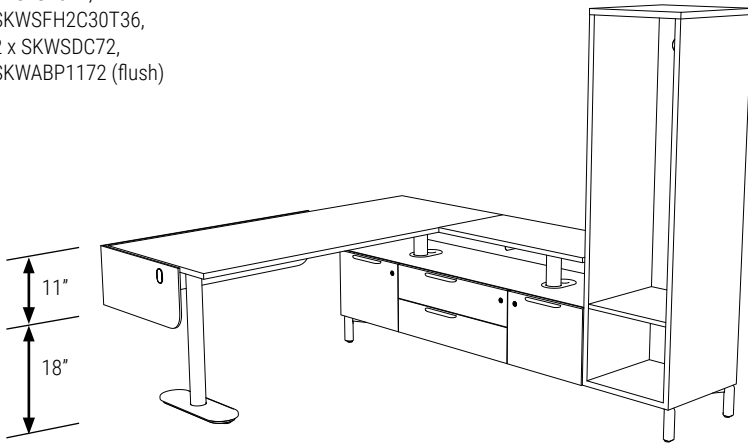
NOTE: If using a modesty or privacy panel on a racetrack surface, note that there are no pre-drilled holes to line up and the radius will not match resulting in a gap or extended felt affecting aesthetics.



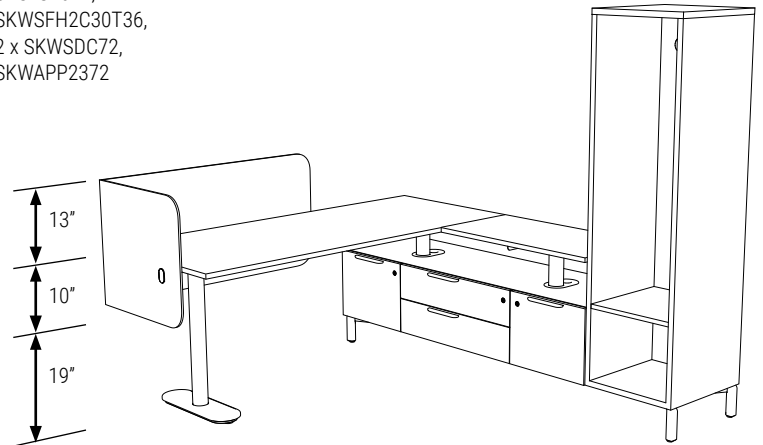
Specification:
SKWSRW3072,
SKSLCHOEDR2072,
SKSLU2072,
SKWSFH2C30T36,
2 x SKWSDC72,
SKWABP1172 (flush)



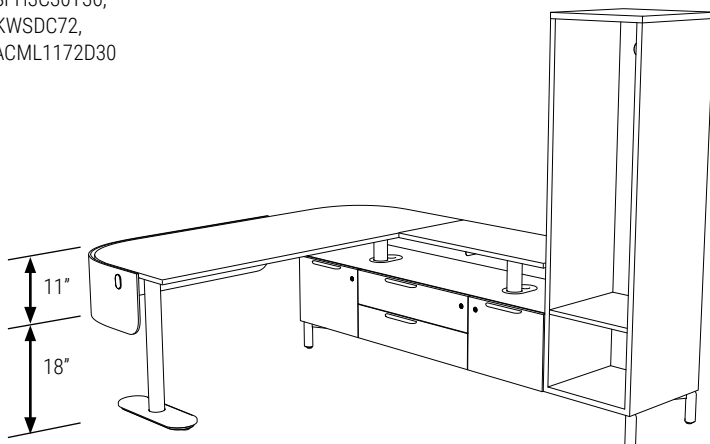
Specification:
SKWSRW3072,
SKSLCHOEDR2072,
SKSLU2072,
SKWSFH2C30T36,
2 x SKWSDC72,
SKWAPP2372



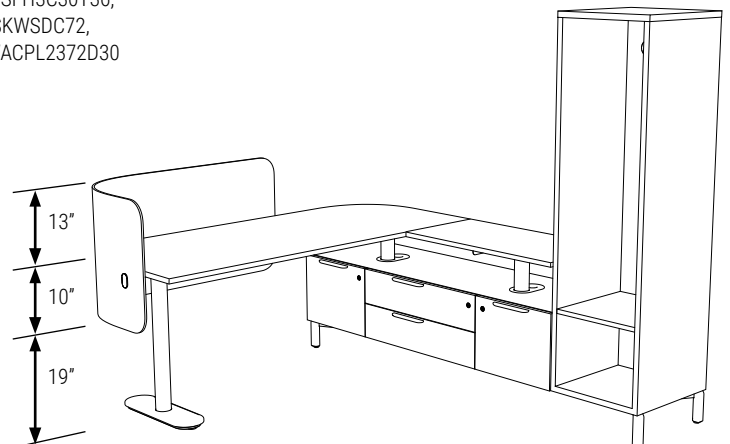
Specification:
SKWSRW3072,
SKWSRR1836,
SKSLCHBH2066,
SKSH07218,
SKSLU2084,
SKWSFH3C30T36,
2 x SKWSDC72,
SKWACML1172D30



Specification:
SKWSRW3072,
SKWSRR1836,
SKSLCHBH2066,
SKSH07218,
SKSLU2084,
SKWSFH3C30T36,
2 x SKWSDC72,
SKWACPL2372D30



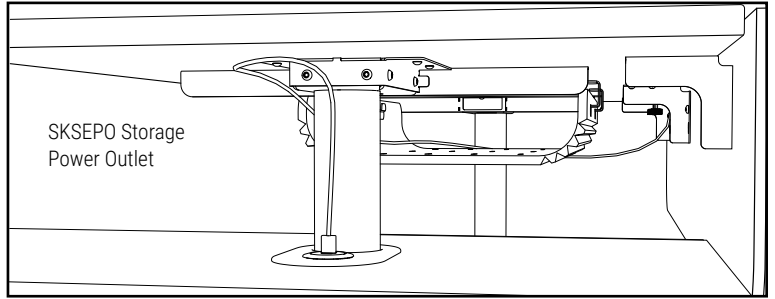
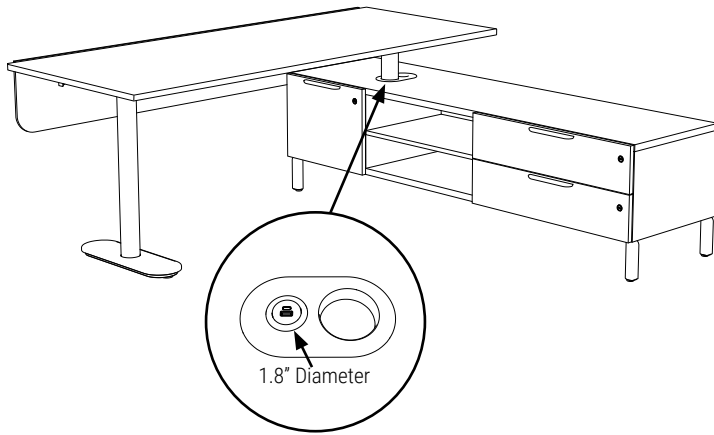
Specification:
SKWSRTRL3072,
SKWSRR1836,
SKSLCHBH2066,
SKSH07218,
SKSLU2072,
SKWSFH3C30T36,
2 x SKWSDC72,
SKWARM1172D30



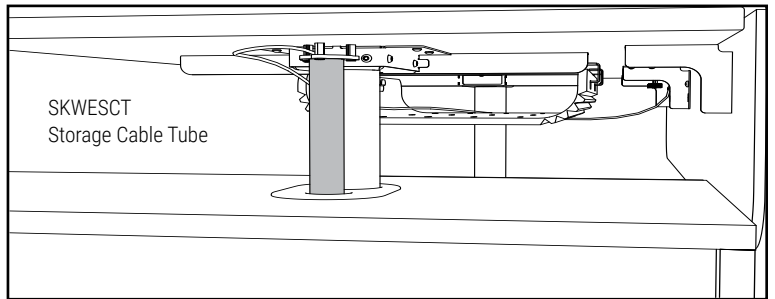
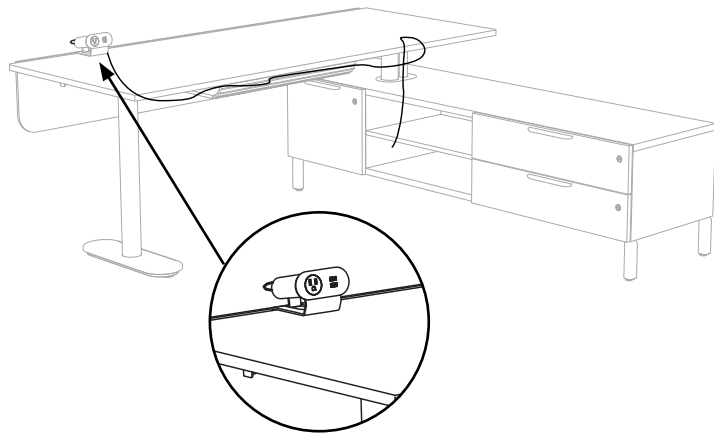
Specification:
SKWSRTRL3072,
SKWSRR1836,
SKSLCHBH2066,
SKSH07218,
SKSLU2072,
SKWSFH3C30T36,
2 x SKWSDC72,
SKWARPL2372D30

Planning Accessories

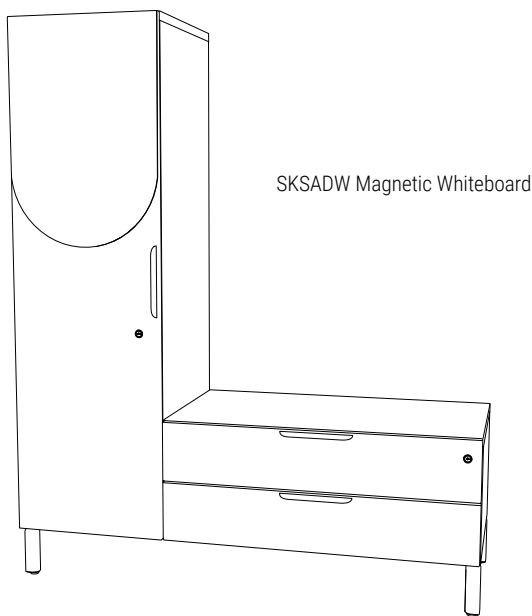
Leg grommets feature a large opening for the fixed height or height adjustable column (specified separately). A second smaller diameter opening (1.8") allows for use of either SKWESCT - Storage Cable Tube or SKSEPO - Storage Power Outlet.



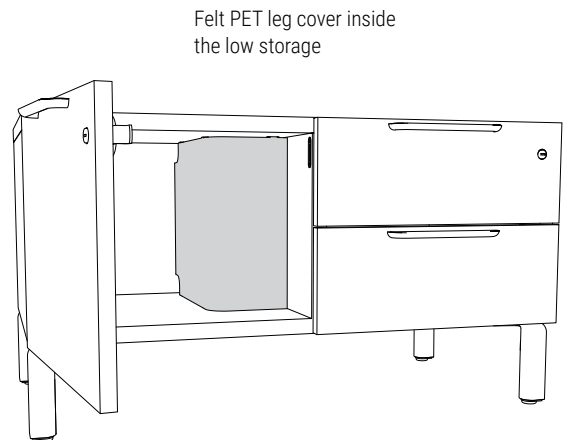
SKSEPO Storage Power Outlet



SKWESCT Storage Cable Tube



SKSADW Magnetic Whiteboard



Felt PET leg cover inside the low storage

Technical

- All worksurfaces are standard in HP - High Pressure Laminate (1-1/16" thick) or LP - Low Pressure Laminate (1" thick) with flat edge.
- Surfaces constructed of 45lb. density particleboard substructure with low pressure laminate or optional high pressure laminate.
- All laminate faces are PVC 3mm edge banded.
- Grommet location must be specified at the time of order or it will default to a no grommet option.
- Power modules and grommets are not included, they must be specified separately.

- Worksurfaces require a top finish selected separate from the edge finish.
- Storage requires the top, top edge, chassis and door and/or drawer fronts to be selected separately. Chassis and door/drawer edge finish will match corresponding chassis and door/drawer finish.
- Storage components require foot kit or storage undercarriage to be specified separately.
- Wood grain will be horizontal on all backboard.
- Backboards will have a matching edge to the chosen laminate. If dry erase is specified, DWT - Designer White edging will be applied.

General Notes

- GREENGUARD and GREENGUARD Gold certified (www.greenguard.org)
- TSCA Title V1 Compliant, CAL Prop 65 Carb compliant
- ANSI/BIFMA e3-2019 Level 3 TM Furniture Sustainability Standard certified
- Tested to meet or exceed ANSI/BIFMA X5.9.2019, ANSI/ BIFMA X5.5.2021 and CAN/CGSB 44-227-2017

- Plant is ISO 9001:2015 (Quality) certified
- Plant is ISO 14001: 2015 (Environmental) certified
- Plant is OHSAS 18001:2007 (Health and Safety) certified
- Plant is FSC-STD-40-004 V3-1; FSC-STD-50-001 V2-1 EN certified
- 100% made in Canada, with the exception of the height adjustable columns
- Lifetime Warranty

STORAGE AND WORKSURFACE FINISHES

Metal Storage Colors - Panel Frame

Matches

Black	BLK	Black	BLK
Blizzard	BZD	Blizzard	BZD
Charcoal	CHR	Brushed Cobalt	BRC
Designer White	DWT	Charcoal	CHR
Ink	TIN	Designer White	DWE
Nevada	NEV	Nevada	NEV
Silver	SIL	Silver	SIL
Stonedust	SDT	Stonedust	SDT
Taupe	TPE	Taupe	TPE
Tungsten	TUN	Tungsten	TUN

Low Pressure Laminates (LP) Panel

Frame Matches

Black	BLKLP	Absolute Acajou	ACJLP
Blizzard	BZDLP	Asian Night	ASNLP
Brushed Cobalt (Tungsten)	BRCLP	Avant Cherry	AWCLP
Custom Grey (Silver)	CGYLP	Avant Honey	AWHLP
Designer White	DWTLP	Clear Maple	CMBLP
Stonedust	SDTLP	Dark Espresso	DESLP
Storm Grey (Charcoal)	SOGLP	Fashionista	FASLP
		First Class	FCLLP
		Noce Biondo	NBLLP
		Noce Grigio	NGLLP
		Noce Leggero	NELLP
		Noce Medio	NMLLP
		Quartered Mahogany	QTMLP
		Sheer Beauty	SBYLP
		Walnut Heights	WHELP
		White Chocolate	WHCLP
		Winter Cherry	WCRLP

High Pressure Laminates (HP) Panel

Frame Matches

Black	BLKHP	Absolute Acajou	ACJHP
Blizzard	BZDHP	Asian Night	ASNHP
Brushed Cobalt (Tungsten)	BRCHP	Avant Cherry	AWCHP
Custom Grey (Silver)	CGYHP	Avant Honey	AWHHP
Designer White	DWTHP	Clear Maple	CMBHP
Stonedust	SDTHP	Dark Espresso	DESHP
Storm Grey (Charcoal)	SOGHP	Fashionista	FASHP
		First Class	FCLHP
		Noce Biondo	NBLHP
		Noce Grigio	NGLHP
		Noce Leggero	NELHP
		Noce Medio	NMLHP
		Quartered Mahogany	QTMHP
		Sheer Beauty	SBYHP
		Walnut Heights	WHEHP
		White Chocolate	WHCHP
		Winter Cherry	WCRHP

PVC Edge Finishes - Panel Frame Matches

Worksurface PVC Edge Trim - Wood

Grain Matches

Absolute Acajou	AAE	Amethyst	AMT
Asian Night	ASE	Apricot	APR
Avant Cherry	ACE	Black	BLK
Avant Honey	AHE	Blue Smoke	BSK
Clear Maple	CME	Carnation	CNN
Dark Espresso	DEE	Emerald	EMD
Fashionista	FAS	Graphite	GPH
First Class	FCL	Lapis	LAP
Noce Biondo	NBL	Mist	MTS
Noce Grigio	NGL	Navy	NVY
Noce Leggero	NEL	Pewter	PWT
Noce Medio	NML	Ruby	RBY
Quartered Mahogany	QTM	Sunflower	SFR
Sheer Beauty	SBY	White	WHT
Walnut Heights	WHE	Brick	BRI
White Chocolate	CBE	Denim	DEN
Winter Cherry	WCE	Harvest	HVT
		Shamrock	SHR

PET FELT COLOURS

Office Spaces Specification - How To Specify

Example: SKWSRW2460

PRODUCT CODE:

SKWSRW2460

SK = Office Spaces

WS = Worksurface

RW = Rectangular Worksurface

Other Options:

RRT - Rectangular Worksurface with Radius on Top Right

RLT - Rectangular Worksurface with Radius on Top Left

RRTL - Rectangular Worksurface with Radius on Top Right and Top Left

RTBL - Rectangular Worksurface with Radius at Top Right and Bottom Left

RBTL - Rectangular Worksurface with Radius at Top Left and Bottom Right

CT - Rectangular Worksurface for Conferencing

CR - Racetrack Worksurface for Right Return

CL - Racetrack Worksurface for Left Return

CW - Racetrack Worksurface

DW - D Shaped Worksurface

RR - Right Rectangular Return

RL - Left Rectangular Return

RBR - Rectangular Return with Radius at Bottom Right

RBL - Rectangular Return with Radius at Bottom Left

RTR - Rectangular Return with Radius at Top Right

RTL - Rectangular Return with Radius at Top Left

24 = depth

60 = Width

LP = Low Pressure

Other Options:

HP - High Pressure

Choose:

Laminate Finish

Edging

Grommet location as per chart

Example: SKWSFH2C18T24

SK - Office Spaces

WS - Worksurface Section

FH - Fixed Height Legs

Other Options:

HA - Height Adjustable

2C - Two Column

Other Options:

3C - Three Column

18T24 - For 18" to 24" deep Surfaces

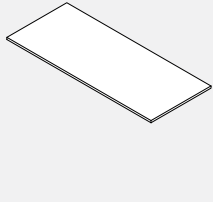
Other Options:

30T36 - 30" to 36" deep Surfaces

Choose:

Metal Paint Finish

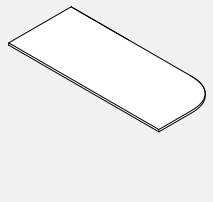
SKWSRW • Rectangular Worksurface



- **Rectangular primary surface to be used with Fixed Height or Height Adjustable Column Kit.**
- All surfaces with an unsupported length of 54" or greater require support channels. For standard leg application, 66" to 84" wide surfaces require 2 support channels.
- Specify standard LP - Low Pressure or HP - High Pressure laminates by way of suffix on product code.
- Specify standard 3mm PVC edge finish separately.
- Specify grommet option as needed.

PRODUCT CODE	FINISH		SIZE/INCHES			WEIGHT LBS	VOL FT ³
	LP	HP	H	W	D		
SKWSRW2460	320	440	1	60	24	44.30	0.83
SKWSRW2466	349	481	1	66	24	48.71	0.92
SKWSRW2472	379	523	1	72	24	53.11	1.00
SKWSRW2478	408	564	1	78	24	57.51	1.08
SKWSRW2484	437	605	1	84	24	61.92	1.17
SKWSRW3060	383	534	1	60	30	55.24	1.04
SKWSRW3066	418	584	1	66	30	60.75	1.15
SKWSRW3072	453	634	1	72	30	66.23	1.25
SKWSRW3078	488	684	1	78	30	71.74	1.35
SKWSRW3084	523	734	1	84	30	77.22	1.46

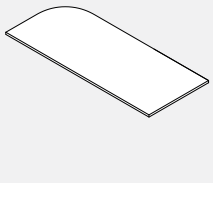
SKWSRRT • Rectangular Worksurface with Radius on Top Right



- **Primary surface with curve at the top right to be used with Fixed Height or Height Adjustable Column Kit.**
- Surface is intended to be used with a return or credenza on the left side.
- All surfaces with an unsupported length of 54" or greater require support channels. For standard leg application, 66" to 84" wide surfaces require 2 support channels.
- Radius for 24" deep worksurfaces is 12", and for 30" deep worksurfaces is 15".
- Specify standard LP - Low Pressure or HP - High Pressure laminates by way of suffix on product code.
- Specify standard 3mm PVC edge finish separately.
- Specify grommet option as needed.

PRODUCT CODE	FINISH		SIZE/INCHES			WEIGHT LBS	VOL FT ³
	LP	HP	H	W	D		
SKWSRRT2460	339	468	1	60	24	44.86	0.83
SKWSRRT2466	371	512	1	66	24	49.31	0.92
SKWSRRT2472	401	557	1	72	24	53.77	1.00
SKWSRRT2478	433	600	1	78	24	58.21	1.08
SKWSRRT2484	463	644	1	84	24	62.66	1.17
SKWSRRT3060	405	566	1	60	30	55.85	1.04
SKWSRRT3066	442	620	1	66	30	61.40	1.15
SKWSRRT3072	479	672	1	72	30	66.92	1.25
SKWSRRT3078	517	726	1	78	30	72.46	1.35
SKWSRRT3084	553	778	1	84	30	78.01	1.46

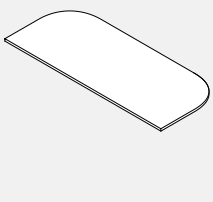
SKWSRLT • Rectangular Worksurface with Radius on Top Left



- **Primary surface with curve at the top left to be used with Fixed Height or Height Adjustable Column Kit.**
- Surface is intended to be used with a return or credenza on the right side.
- All surfaces with an unsupported length of 54" or greater require support channels. For standard leg application, 66" to 84" wide surfaces require 2 support channels.
- Radius for 24" deep worksurfaces is 12", and for 30" deep worksurfaces is 15".
- Specify standard LP - Low Pressure or HP - High Pressure laminates by way of suffix on product code.
- Specify standard 3mm PVC edge finish separately.
- Specify grommet option as needed.

PRODUCT CODE	FINISH		SIZE/INCHES			WEIGHT LBS	VOL FT ³
	LP	HP	H	W	D		
SKWSRLT2460	339	468	1	60	24	44.86	0.83
SKWSRLT2466	371	512	1	66	24	49.31	0.92
SKWSRLT2472	401	557	1	72	24	53.77	1.00
SKWSRLT2478	433	600	1	78	24	58.21	1.08
SKWSRLT2484	463	644	1	84	24	62.66	1.17
SKWSRLT3060	405	566	1	60	30	55.85	1.04
SKWSRLT3066	442	620	1	66	30	61.40	1.15
SKWSRLT3072	479	672	1	72	30	66.92	1.25
SKWSRLT3078	517	726	1	78	30	72.46	1.35
SKWSRLT3084	553	778	1	84	30	78.01	1.46

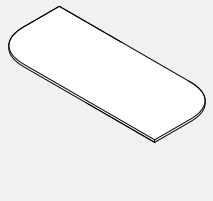
SKWSRTRL • Rectangular Worksurface with Radius on Top Right and Top Left



- **Primary surface with curve at the top corners to be used with Fixed Height or Height Adjustable Column Kit.**
- Surface intended to be used with return or credenza on the left or right side.
- All surfaces with an unsupported length of 54" or greater require support channels. For standard leg application, 66" to 84" wide surfaces require 2 support channels.
- Radius for 24" deep worksurfaces is 12", and for 30" deep worksurfaces is 15".
- Specify standard LP - Low Pressure or HP - High Pressure laminates by way of suffix on product code.
- Specify standard 3mm PVC edge finish separately.
- Specify grommet option as needed.

PRODUCT CODE	FINISH		SIZE/INCHES			WEIGHT LBS	VOL FT ³
	LP	HP	H	W	D		
SKWSRTRL2460	339	468	1	60	24	44.84	0.83
SKWSRTRL2466	371	512	1	66	24	49.28	0.92
SKWSRTRL2472	401	557	1	72	24	53.74	1.00
SKWSRTRL2478	433	600	1	78	24	58.19	1.08
SKWSRTRL2484	463	644	1	84	24	62.63	1.17
SKWSRTRL3060	405	566	1	60	30	55.82	1.04
SKWSRTRL3066	442	620	1	66	30	61.36	1.15
SKWSRTRL3072	479	672	1	72	30	66.88	1.25
SKWSRTRL3078	517	726	1	78	30	72.43	1.35
SKWSRTRL3084	553	778	1	84	30	77.97	1.46

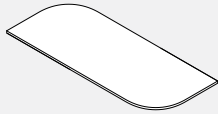
SKWSRTBL • Rectangular Worksurface with Radius at Top Right and Bottom Left



- **Primary surface with curve at the top right and bottom left to be used with Fixed Height or Height Adjustable Column Kit.**
- Surface is intended to be used with a return or credenza on the right side.
- All surfaces with an unsupported length of 54" or greater require support channels. For standard leg application, 66" to 84" wide surfaces require 2 support channels.
- Radius for 24" deep worksurfaces is 12", and for 30" deep worksurfaces is 15".
- Specify standard LP - Low Pressure or HP - High Pressure laminates by way of suffix on product code.
- Specify standard 3mm PVC edge finish separately.
- Specify grommet option as needed.

PRODUCT CODE	FINISH		SIZE/INCHES			WEIGHT LBS	VOL FT ³
	LP	HP	H	W	D		
SKWSRTBL2460	339	468	1	60	24	44.83	0.83
SKWSRTBL2466	371	512	1	66	24	49.28	0.92
SKWSRTBL2472	401	557	1	72	24	53.74	1.00
SKWSRTBL2478	433	600	1	78	24	58.18	1.08
SKWSRTBL2484	463	644	1	84	24	62.63	1.17
SKWSRTBL3060	405	566	1	60	30	55.82	1.04
SKWSRTBL3066	442	620	1	66	30	61.36	1.15
SKWSRTBL3072	479	672	1	72	30	66.88	1.25
SKWSRTBL3078	517	726	1	78	30	72.43	1.35
SKWSRTBL3084	553	778	1	84	30	77.97	1.46

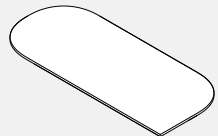
SKWSRBTL • Rectangular Worksurface with Radius at Top Left and Bottom Right



- **Primary surface with curve at the top left and bottom right to be used with Fixed Height or Height Adjustable Column Kit.**
- Surface is intended to be used with a return or credenza on the left side.
- All surfaces with an unsupported length of 54" or greater require support channels. For standard leg application, 66" to 84" wide surfaces require 2 support channels.
- Radius for 24" deep worksurfaces is 12", and for 30" deep worksurfaces is 15".
- Specify standard LP - Low Pressure or HP - High Pressure laminates by way of suffix on product code.
- Specify standard 3mm PVC edge finish separately.
- Specify grommet option as needed.

PRODUCT CODE	FINISH		SIZE/INCHES			WEIGHT LBS	VOL FT ³
	LP	HP	H	W	D		
SKWSRBTL2460	339	468	1	60	24	44.83	0.83
SKWSRBTL2466	371	512	1	66	24	49.28	0.92
SKWSRBTL2472	401	557	1	72	24	53.74	1.00
SKWSRBTL2478	433	600	1	78	24	58.18	1.08
SKWSRBTL2484	463	644	1	84	24	62.63	1.17
SKWSRBTL3060	405	566	1	60	30	55.82	1.04
SKWSRBTL3066	442	620	1	66	30	61.36	1.15
SKWSRBTL3072	479	672	1	72	30	66.88	1.25
SKWSRBTL3078	517	726	1	78	30	72.43	1.35
SKWSRBTL3084	553	778	1	84	30	77.97	1.46

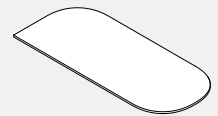
SKWSCR • Racetrack Worksurface for Right Return



- **Racetrack primary surface to be used with Fixed Height or Height Adjustable Column Kit.**
- Surface is intended to be used with a return or credenza on the right side.
- All surfaces with an unsupported length of 54" or greater require support channels. For standard leg application, 72" to 96" wide surfaces require 2 support channels.
- For 90" and 96" wide surfaces, use two SKWSDC84 support channels.
- Radius for 30" deep worksurfaces is 15".
- Racetrack end not compatible with curved privacy or modesty panels.
- Specify standard LP - Low Pressure or HP - High Pressure laminates by way of suffix on product code.
- Specify standard 3mm PVC edge finish separately.
- Specify grommet option as needed.

PRODUCT CODE	FINISH		SIZE/INCHES			WEIGHT LBS	VOL FT ³
	LP	HP	H	W	D		
SKWSCR3072	475	668	1	72	30	66.83	1.25
SKWSCR3078	511	721	1	78	30	72.37	1.35
SKWSCR3084	549	774	1	84	30	77.92	1.46
SKWSCR3090	586	827	1	90	30	83.46	1.56
SKWSCR3096	623	880	1	96	30	88.98	1.67
SKWSCR3672	552	783	1	72	36	79.98	1.50
SKWSCR3678	595	846	1	78	36	86.61	1.63
SKWSCR3684	638	908	1	84	36	93.25	1.75
SKWSCR3690	680	970	1	90	36	99.87	1.88
SKWSCR3696	723	1032	1	96	36	106.49	2.00

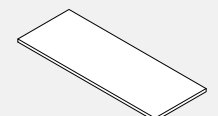
SKWSCL • Racetrack Worksurface for Left Return



- **Racetrack primary surface to be used with Fixed Height or Height Adjustable Column Kit.**
- Surface is intended to be used with a return or credenza on the left side.
- All surfaces with an unsupported length of 54" or greater require support channel. For standard leg application, 72" to 96" wide surfaces require 2 support channels.
- For 90" and 96" wide surfaces, use two SKWSDC84 support channels.
- Radius for 30" deep worksurfaces is 15".
- Racetrack end not compatible with curved privacy or modesty panels.
- Specify standard LP - Low Pressure or HP - High Pressure laminates by way of suffix on product code.
- Specify standard 3mm PVC edge finish separately.
- Specify grommet option as needed.

PRODUCT CODE	FINISH		SIZE/INCHES			WEIGHT LBS	VOL FT ³
	LP	HP	H	W	D		
SKWSCL3072	475	668	1	72	30	66.83	1.25
SKWSCL3078	511	721	1	78	30	72.37	1.35
SKWSCL3084	549	774	1	84	30	77.92	1.46
SKWSCL3090	586	827	1	90	30	83.46	1.56
SKWSCL3096	623	880	1	96	30	88.98	1.67
SKWSCL3672	552	783	1	72	36	79.98	1.50
SKWSCL3678	595	846	1	78	36	86.61	1.63
SKWSCL3684	638	908	1	84	36	93.25	1.75
SKWSCL3690	680	970	1	90	36	99.87	1.88
SKWSCL3696	723	1032	1	96	36	106.49	2.00

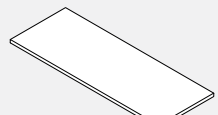
SKWSRR • Right Rectangular Return



- **Rectangular return connected to a primary surface creates a L shaped configuration.**
- Specify standard LP - Low Pressure or HP - High Pressure laminates by way of suffix on product code.
- Specify standard 3mm PVC edge finish separately.
- Specify grommet option as needed.
- Specify support channel separately as needed.

PRODUCT CODE	FINISH		SIZE/INCHES			WEIGHT LBS	VOL FT ³
	LP	HP	H	W	D		
SKWSRR1836	163	216	1	36	18	20.08	0.38
SKWSRR1842	186	249	1	42	18	23.41	0.44
SKWSRR1848	210	282	1	48	18	26.71	0.50
SKWSRR1854	233	314	1	54	18	30.04	0.56
SKWSRR1860	257	347	1	60	18	33.34	0.63
SKWSRR1866	280	379	1	66	18	36.66	0.69

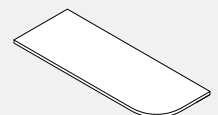
SKWSRL • Left Rectangular Return



- **Rectangular return connected to a primary surface creates a L shaped configuration.**
- Specify standard LP - Low Pressure or HP - High Pressure laminates by way of suffix on product code.
- Specify standard 3mm PVC edge finish separately.
- Specify grommet option as needed.
- Specify support channel separately as needed.

PRODUCT CODE	FINISH		SIZE/INCHES			WEIGHT LBS	VOL FT ³
	LP	HP	H	W	D		
SKWSRL1836	163	216	1	36	18	20.08	0.38
SKWSRL1842	186	249	1	42	18	23.41	0.44
SKWSRL1848	210	282	1	48	18	26.71	0.50
SKWSRL1854	233	314	1	54	18	30.04	0.56
SKWSRL1860	257	347	1	60	18	33.34	0.63
SKWSRL1866	280	379	1	66	18	36.66	0.69

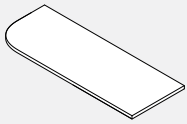
SKWSRBR • Rectangular Return with Radius at Bottom Right



- **Rectangular return connected to a primary surface on the left edge creates a L shaped configuration.**
- Specify standard LP - Low Pressure or HP - High Pressure laminates by way of suffix on product code.
- Specify standard 3mm PVC edge finish separately.
- Specify grommet option as needed.
- Specify support channel separately as needed.

PRODUCT CODE	FINISH		SIZE/INCHES			WEIGHT LBS	VOL FT ³
	LP	HP	H	W	D		
SKWSRBR1842	197	266	1	42	18	23.82	0.44
SKWSRBR1848	223	300	1	48	18	27.16	0.50
SKWSRBR1854	248	335	1	54	18	30.53	0.56
SKWSRBR1860	273	371	1	60	18	33.89	0.63
SKWSRBR1866	298	405	1	66	18	37.24	0.69

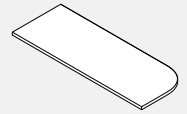
SKWSRBL • Rectangular Return with Radius at Bottom Left



- Rectangular Return connected to a primary surface on the right edge creates a L shaped configuration.
- Specify standard LP - Low Pressure or HP - High Pressure laminates by way of suffix on product code.
- Specify standard 3mm PVC edge finish separately.
- Specify grommet option as needed.
- Specify support channel separately as needed.

PRODUCT CODE	FINISH		SIZE/INCHES			WEIGHT LBS	VOL FT ³
	LP	HP	H	W	D		
SKWSRBL1842	197	266	1	42	18	23.82	0.44
SKWSRBL1848	223	300	1	48	18	27.16	0.50
SKWSRBL1854	248	335	1	54	18	30.53	0.56
SKWSRBL1860	273	371	1	60	18	33.89	0.63
SKWSRBL1866	298	405	1	66	18	37.24	0.69

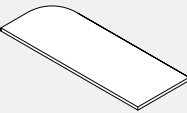
SKWSRTR • Rectangular Return with Radius at Top Right



- Rectangular return connected to a primary surface on the left edge creates a L shaped configuration.
- Specify standard LP - Low Pressure or HP - High Pressure laminates by way of suffix on product code.
- Specify standard 3mm PVC edge finish separately.
- Specify grommet option as needed.
- Specify support channel separately as needed.

PRODUCT CODE	FINISH		SIZE/INCHES			WEIGHT LBS	VOL FT ³
	LP	HP	H	W	D		
SKWSRTR1842	197	266	1	42	18	23.82	0.44
SKWSRTR1848	223	300	1	48	18	27.16	0.50
SKWSRTR1854	248	335	1	54	18	30.53	0.56
SKWSRTR1860	273	371	1	60	18	33.89	0.63
SKWSRTR1866	298	405	1	66	18	37.24	0.69

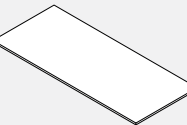
SKWSRTL • Rectangular Return with Radius at Top Left



- Rectangular return connected to a primary surface on the right edge creates a L shaped configuration.
- Specify standard LP - Low Pressure or HP - High Pressure laminates by way of suffix on product code.
- Specify standard 3mm PVC edge finish separately.
- Specify grommet option as needed.
- Specify support channel separately as needed.

PRODUCT CODE	FINISH		SIZE/INCHES			WEIGHT LBS	VOL FT ³
	LP	HP	H	W	D		
SKWSRTL1842	197	266	1	42	18	23.82	0.44
SKWSRTL1848	223	300	1	48	18	27.16	0.50
SKWSRTL1854	248	335	1	54	18	30.53	0.56
SKWSRTL1860	273	371	1	60	18	33.89	0.63
SKWSRTL1866	298	405	1	66	18	37.24	0.69

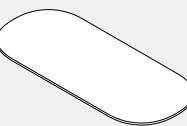
SKWSCT • Rectangular Worksurface for Conferencing



- Rectangular surface for conferencing.
- Surface is intended to be used for conferencing application that is semi-supported, not for use with a return or a freestanding unit.
- All surfaces with an unsupported length of 54" or greater require support channels. For standard leg application, 72" to 96" wide surfaces require 2 support channels.
- For 90" and 96" surfaces, use two SKWSDC84 support channels.
- Specify standard LP - Low Pressure or HP - High Pressure laminates by way of suffix on product code.
- Specify standard 3mm PVC edge finish separately.
- Specify grommet option as needed.

PRODUCT CODE	FINISH		SIZE/INCHES			WEIGHT LBS	VOL FT ³
	LP	HP	H	W	D		
SKWSCT3072	453	634	1	72	30	66.23	1.25
SKWSCT3078	488	684	1	78	30	71.74	1.35
SKWSCT3084	523	734	1	84	30	77.22	1.46
SKWSCT3090	558	784	1	90	30	82.72	1.56
SKWSCT3096	593	834	1	96	30	88.23	1.67
SKWSCT3672	528	745	1	72	36	79.37	1.50
SKWSCT3678	568	803	1	78	36	85.96	1.63
SKWSCT3684	609	862	1	84	36	92.54	1.75
SKWSCT3690	649	921	1	90	36	99.12	1.88
SKWSCT3696	690	979	1	96	36	105.71	2.00

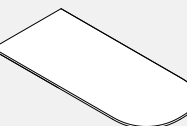
SKWSCW • Racetrack Worksurface



- Racetrack surface for conferencing.
- Surface is intended to be used for conferencing application that is semi-supported, not for use with a return or as a freestanding unit.
- All surfaces with an unsupported length of 54" or greater require support channels. For standard leg application, 72" to 96" wide surfaces require 2 support channels.
- Racetrack end not compatible with curved privacy or modesty panels.
- For 90" and 96" surfaces, use two SKWSDC84 support channels.
- Specify standard LP - Low Pressure or HP - High Pressure laminates by way of suffix on product code.
- Specify standard 3mm PVC edge finish separately.
- Specify grommet option as needed.

PRODUCT CODE	FINISH		SIZE/INCHES			WEIGHT LBS	VOL FT ³
	LP	HP	H	W	D		
SKWSCW3072	475	668	1	72	30	66.78	1.25
SKWSCW3078	511	721	1	78	30	72.32	1.35
SKWSCW3084	549	774	1	84	30	77.87	1.46
SKWSCW3090	586	827	1	90	30	83.41	1.56
SKWSCW3096	623	880	1	96	30	88.93	1.67
SKWSCW3672	552	783	1	72	36	79.92	1.50
SKWSCW3678	595	846	1	78	36	86.55	1.63
SKWSCW3684	638	908	1	84	36	93.19	1.75
SKWSCW3690	680	970	1	90	36	99.81	1.88
SKWSCW3696	723	1032	1	96	36	106.43	2.00

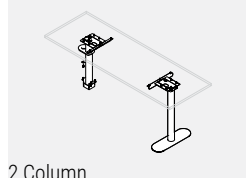
SKWSDW • D Shaped Worksurface



- Primary D shape surface for conferencing.
- Surface is intended to be used for conferencing application that is semi-supported, not for use with a return or as a freestanding unit.
- All surfaces with an unsupported length of 54" or greater require support channels. For standard leg application, 72" to 96" wide surfaces require 2 support channels.
- Racetrack end not compatible with curved privacy or modesty panels.
- For 90" and 96" surfaces, use two SKWSDC84 support channels.
- Specify standard LP - Low Pressure or HP - High Pressure laminates by way of suffix on product code.
- Specify standard 3mm PVC edge finish separately.
- Specify grommet option as needed.

PRODUCT CODE	FINISH		SIZE/INCHES			WEIGHT LBS	VOL FT ³
	LP	HP	H	W	D		
SKWSDW3072	475	668	1	72	30	66.87	1.25
SKWSDW3078	511	721	1	78	30	72.41	1.35
SKWSDW3084	549	774	1	84	30	77.95	1.46
SKWSDW3090	586	827	1	90	30	83.50	1.56
SKWSDW3096	623	880	1	96	30	89.02	1.67
SKWSDW3672	552	783	1	72	36	80.03	1.50
SKWSDW3678	595	846	1	78	36	86.65	1.63
SKWSDW3684	638	908	1	84	36	93.29	1.75
SKWSDW3690	680	970	1	90	36	99.92	1.88
SKWSDW3696	723	1032	1	96	36	106.54	2.00

SKWSFH2C • Fixed Height Column Kits

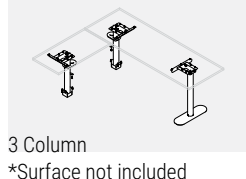


2 Column
*Surface not included

- Fixed height two column kit to be used with Office Spaces low storage units with a leg grommet.
- Kit includes two fixed height columns, one foot, one column basket, two leg brackets and two small column brackets.
- For 18" and 24" deep work surfaces, specify SKWSFH2C18T24.
- For 30" and 36" deep work surfaces, specify SKWSFH2C30T36.
- Support channels are not included and must be specified based on the surface size.
- Kit components are powder coated metal. Specify standard metal paint finish.

PRODUCT CODE	PRICE	SIZE/INCHES			WEIGHT LBS	VOL FT ³
		H	W	D		
SKWSFH2C18T24	806	28	20	6	81.31	15.39
SKWSFH2C30T36	816	28	20	6	81.31	15.39

SKWSFH3C • Fixed Height Column Kits

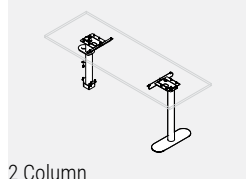


3 Column
*Surface not included

- Fixed height three column kit to be used with Office Spaces low storage units with two leg grommets forming an L shape configuration.
- Kit includes three fixed height columns, one foot, two column baskets, three leg brackets and two small column brackets for the primary surface.
- For 18" and 24" deep work surfaces, specify SKWSFH3C18T24.
- For 30" and 36" deep work surfaces, specify SKWSFH3C30T36.
- Support channels are not included and must be specified based on the surface size.
- Kit components are powder coated metal. Specify standard metal paint finish.

PRODUCT CODE	PRICE	SIZE/INCHES			WEIGHT LBS	VOL FT ³
		H	W	D		
SKWSFH3C18T24	1062	28	20	6	121.97	25.40
SKWSFH3C30T36	1183	28	20	6	121.97	25.40

SKWSHA2C • Height Adjustable Column Kits

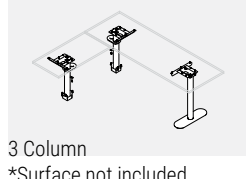


2 Column
*Surface not included

- Height adjustable two column kit to be used with Office Spaces low storage units with a leg grommet.
- Range from top of surface to floor is 26.0" to 52.2".
- Kit includes two height adjustable columns, one control box (2 port), one handset, one foot, one spacer, one column basket and two small column brackets.
- For 18" and 24" deep work surfaces, specify SKWSHA2C18T24.
- For 30" and 36" deep work surfaces, specify SKWSHA2C30T36.
- Support channels are not included and must be specified based on the surface size.
- Kit components are powder coated metal. Choose from BLK - Black, DWT - Designer White, or SIL - Silver.
- Additional finishes standard at a \$235 upcharge. (BZD - Blizzard, CHR - Charcoal, NEV - Nevada, SDT - Stonedust, TPE - Taupe, TIN - Ink, TUN - Tungsten)

PRODUCT CODE	PRICE	SIZE/INCHES			WEIGHT LBS	VOL FT ³
		H(RANGE)	W	D		
SKWSHA2C18T24	1761	25 - 51.2	20	6	81.31	15.39
SKWSHA2C30T36	1771	25 - 51.2	20	6	81.31	15.39

SKWSHA3C • Height Adjustable Column Kits

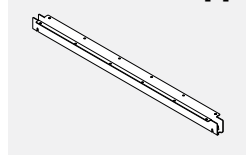


3 Column
*Surface not included

- Height adjustable three column kit to be used with Office Spaces low storage units with two leg grommets forming an L shape configuration.
- Range from top of surface to floor is 26.0" to 52.2".
- Kit includes three height adjustable columns, one control box (3 port), one handset, one foot, one spacer, two column baskets, one small column brackets for the return surface and two small column for the primary surface.
- For 18" and 24" deep work surfaces, specify SKWSHA3C18T24.
- For 30" and 36" deep work surfaces, specify SKWSHA3C30T36.
- Support channels are not included and must be specified based on the surface size.
- Kit components are powder coated metal. Choose from BLK - Black, DWT - Designer White, or SIL - Silver.
- Additional finishes standard at a \$235 upcharge. (BZD - Blizzard, CHR - Charcoal, NEV - Nevada, SDT - Stonedust, TPE - Taupe, TIN - Ink, TUN - Tungsten)

PRODUCT CODE	PRICE	SIZE/INCHES			WEIGHT LBS	VOL FT ³
		H(RANGE)	W	D		
SKWSHA3C18T24	2549	25 - 51.2	20	6	121.97	25.40
SKWSHA3C30T36	2564	25 - 51.2	20	6	121.97	25.40

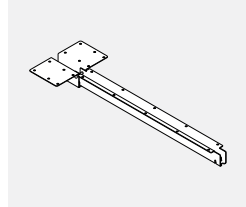
SKWSDC • Support Channel



- Support channel is used to support the primary surface.
- Specify two channels for each primary surface.
- Support channels are specified by the surface length.
- For 90" and 96" wide surfaces, use two SKWSDC84 support channels.
- Standard in BLK - Black only.

PRODUCT CODE	PRICE	SIZE/INCHES			WEIGHT LBS	VOL FT ³
		H	W	D		
SKWSDC66	55	1.75	36	2	3.97	0.07
SKWSDC72	65	1.75	42	2	4.63	0.09
SKWSDC78	70	1.75	48	2	5.29	0.10
SKWSDC84	76	1.75	54	2	5.95	0.11

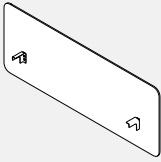
SKWSRDC • Return Support Channel Kit



- Return Support Channel supports the return in a L shape configuration.
- Kit includes the channel and the support bracket.
- Support channels are specified by the surface length.
- Standard in BLK - Black only.

PRODUCT CODE	PRICE	SIZE/INCHES			WEIGHT LBS	VOL FT ³
		H	W	D		
SKWSRDC36	86	1.75	18	8.5	2.98	0.15
SKWSRDC42	93	1.75	24	8.5	3.64	0.21
SKWSRDC48	100	1.75	30	8.5	4.30	0.26
SKWSRDC54	105	1.75	36	8.5	4.97	0.34
SKWSRDC60	116	1.75	42	8.5	5.65	0.36
SKWSRDC66	120	1.75	48	8.5	6.31	0.41

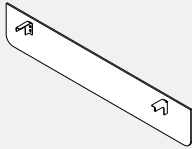
SKWAPP • Privacy Panel



- Felt privacy panel secures to the edge of the surface and provide privacy above and below the surface.
- Specify the privacy panel that matches the nominal surface length. The privacy panel extends past the surface by 0.45”.
- Installed panel measures 13” from the top of the worksurface and 9” below the surface.
- Must align with pre-drilled holes on the underside of the primary surface.
- Cannot be used in conjunction with the modesty panel - SKWABP/SKWACMR/L/SKWARMR/L
- Brackets (set of 2) are powder coated metal. Specify standard metal paint finish.
- Specify standard PET felt color.

PRODUCT CODE	PRICE	SIZE/INCHES			WEIGHT LBS	VOL FT ³
		H	W	D		
SKWAPP2360	118	23	35	4.75	3.03	3.60
SKWAPP2366	125	23	41	4.75	3.18	3.98
SKWAPP2372	131	23	47	4.75	3.37	4.36
SKWAPP2378	138	23	53	4.75	3.55	4.74
SKWAPP2384	145	23	59	4.75	3.73	5.12

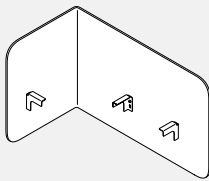
SKWABP • Modesty Panel



- Felt modesty panel can be mounted flush (upper bracket location) or inset (low bracket location).
- Specify the modesty panel that matches the nominal surface length. The modesty panel is inset by 0.45” when installed in the low bracket position and flush in the upper bracket position.
- Must align with pre-drilled holes on the underside of the primary surface.
- Cannot be used in conjunction with the privacy panel - SKWAPP/SKWACPR/L/SKWARMR/L
- Brackets (set of 2) are powder coated metal. Specify standard metal paint finish.
- Specify standard PET felt color.

PRODUCT CODE	PRICE	SIZE/INCHES			WEIGHT LBS	VOL FT ³
		H	W	D		
SKWABP1060	96	10	35	4.75	2.53	1.72
SKWABP1066	99	10	41	4.75	2.68	1.90
SKWABP1072	102	10	47	4.75	2.87	2.09
SKWABP1078	105	10	53	4.75	3.05	2.27
SKWABP1084	108	10	59	4.75	3.23	2.45

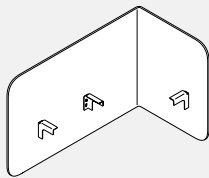
SKWACPL • Corner Privacy Panel - Left



- Felt privacy panel secures to the edge of the surface (SKWSRW) and provides privacy above and below the surface. It wraps around the corner on the left side of the primary surface.
- Specify the privacy panel that matches the nominal surface length and depth.
- 23” high dividers measure 13” from the top of the worksurface and 9” below the surface. 31” high dividers measure 21” from the top of the worksurface and 9” below the surface.
- Must align with pre-drilled holes on the underside of the primary surface.
- Cannot be used in conjunction with the modesty panel - SKWABP/SKWACMR-R/L/SKWARMR/L
- Brackets (set of 3) are powder coated metal. Specify standard metal paint finish.
- Specify standard PET felt color.

PRODUCT CODE	PRICE	SIZE/INCHES			WEIGHT LBS	VOL FT ³
		H	W	D		
SKWACPL2360D24	182	23	35.8	18.83	4.69	2.26
SKWACPL2366D24	189	23	41.8	18.83	5.06	2.64
SKWACPL2372D24	195	23	47.8	18.83	5.44	3.02
SKWACPL2378D24	202	23	53.8	18.83	5.81	3.40
SKWACPL2384D24	209	23	59.8	18.83	6.18	3.78
SKWACPL3160D24	195	30	35.8	18.83	5.75	2.95
SKWACPL3166D24	202	30	41.8	18.83	6.26	3.45
SKWACPL3172D24	208	30	47.8	18.83	6.76	3.94
SKWACPL3178D24	215	30	53.8	18.83	7.26	4.44
SKWACPL3184D24	222	30	59.8	18.83	7.76	4.93
SKWACPL2360D30	197	23	35.8	24.83	4.69	2.26
SKWACPL2366D30	204	23	41.8	24.83	5.06	2.64
SKWACPL2372D30	210	23	47.8	24.83	5.44	3.02
SKWACPL2378D30	217	23	53.8	24.83	5.81	3.40
SKWACPL2384D30	224	23	59.8	24.83	6.18	3.78
SKWACPL3160D30	210	30	35.8	24.83	5.75	2.95
SKWACPL3166D30	217	30	41.8	24.83	6.26	3.45
SKWACPL3172D30	223	30	47.8	24.83	6.76	3.94
SKWACPL3178D30	230	30	53.8	24.83	7.26	4.44
SKWACPL3184D30	237	30	59.8	24.83	7.76	4.93

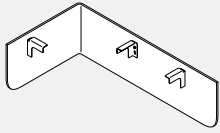
SKWACPR • Corner Privacy Panel - Right



- Felt privacy panel secures to the edge of the surface (SKWSRW) and provides privacy above and below the surface. It wraps around the corner on the right side of the primary surface.
- Specify the privacy panel that matches the nominal surface length and depth.
- 23” high dividers measure 13” from the top of the worksurface and 9” below the surface. 31” high dividers measure 21” from the top of the worksurface and 9” below the surface.
- Must align with pre-drilled holes on the underside the primary surface.
- Cannot be used in conjunction with the modesty panel - SKWABP/SKWACMR-R/L/SKWARMR/L
- Brackets (set of 3) are powder coated metal. Specify standard metal paint finish.
- Specify standard PET felt color.

PRODUCT CODE	PRICE	SIZE/INCHES			WEIGHT LBS	VOL FT ³
		H	W	D		
SKWACPR2360D24	182	23	35.8	18.83	4.69	2.26
SKWACPR2366D24	189	23	41.8	18.83	5.06	2.64
SKWACPR2372D24	195	23	47.8	18.83	5.44	3.02
SKWACPR2378D24	202	23	53.8	18.83	5.81	3.40
SKWACPR2384D24	209	23	59.8	18.83	6.18	3.78
SKWACPR3160D24	195	30	35.8	18.83	5.75	2.95
SKWACPR3166D24	202	30	41.8	18.83	6.26	3.45
SKWACPR3172D24	208	30	47.8	18.83	6.76	3.94
SKWACPR3178D24	215	30	53.8	18.83	7.26	4.44
SKWACPR3184D24	222	30	59.8	18.83	7.76	4.93
SKWACPR2360D30	197	23	35.8	24.83	4.69	2.26
SKWACPR2366D30	204	23	41.8	24.83	5.06	2.64
SKWACPR2372D30	210	23	47.8	24.83	5.44	3.02
SKWACPR2378D30	217	23	53.8	24.83	5.81	3.40
SKWACPR2384D30	224	23	59.8	24.83	6.18	3.78
SKWACPR3160D30	210	30	35.8	24.83	5.75	2.95
SKWACPR3166D30	217	30	41.8	24.83	6.26	3.45
SKWACPR3172D30	223	30	47.8	24.83	6.76	3.94
SKWACPR3178D30	230	30	53.8	24.83	7.26	4.44
SKWACPR3184D30	237	30	59.8	24.83	7.76	4.93

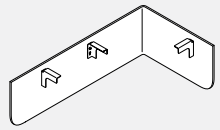
SKWACML • Corner Modesty Panel - Left



- Felt modesty panel can be mounted flush (upper bracket location) or inset (low bracket location) and wraps around on the left side of the primary surface (SKWSRW).
- Specify the modesty panel that matches the nominal surface length and depth.
- Must align with pre-drilled holes on the underside of the primary surface.
- Cannot be used in conjunction with the privacy panel - SKWAPP/SKWACPR/L/SKWARPR/L
- Brackets (set of 3) are powder coated metal. Specify standard metal paint finish.
- Specify standard PET felt color.

PRODUCT CODE	PRICE	SIZE/INCHES			WEIGHT VOL	
		H	W	D	LBS	FT ³
SKWACML1160D24	103	10	35.8	18.83	3.12	0.98
SKWACML1166D24	107	10	41.8	18.83	3.30	1.15
SKWACML1172D24	110	10	47.8	18.83	3.47	1.31
SKWACML1178D24	113	10	53.8	18.83	3.65	1.48
SKWACML1184D24	117	10	59.8	18.83	3.83	1.64
SKWACML1160D30	110	10	35.8	24.83	3.12	0.98
SKWACML1166D30	113	10	41.8	24.83	3.30	1.15
SKWACML1172D30	116	10	47.8	24.83	3.47	1.31
SKWACML1178D30	120	10	53.8	24.83	3.65	1.48
SKWACML1184D30	123	10	59.8	24.83	3.83	1.64

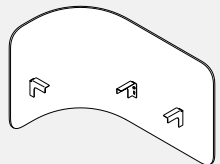
SKWACMR • Corner Modesty Panel - Right



- Felt modesty panel can be mounted flush (upper bracket location) or inset (low bracket location) and wraps around on the right side of the primary surface (SKWSRW).
- Specify the modesty panel that matches the nominal surface length and depth.
- Must align with pre-drilled holes on the underside of the primary surface.
- Cannot be used in conjunction with the privacy panel - SKWAPP/SKWACPR/L/SKWARPR/L
- Brackets (set of 3) are powder coated metal. Specify standard metal paint finish.
- Specify standard PET felt color.

PRODUCT CODE	PRICE	SIZE/INCHES			WEIGHT VOL	
		H	W	D	LBS	FT ³
SKWACMR1160D24	103	10	35.8	18.83	3.12	0.98
SKWACMR1166D24	107	10	41.8	18.83	3.30	1.15
SKWACMR1172D24	110	10	47.8	18.83	3.47	1.31
SKWACMR1178D24	113	10	53.8	18.83	3.65	1.48
SKWACMR1184D24	117	10	59.8	18.83	3.83	1.64
SKWACMR1160D30	110	10	35.8	24.83	3.12	0.98
SKWACMR1166D30	113	10	41.8	24.83	3.30	1.15
SKWACMR1172D30	116	10	47.8	24.83	3.47	1.31
SKWACMR1178D30	120	10	53.8	24.83	3.65	1.48
SKWACMR1184D30	123	10	59.8	24.83	3.83	1.64

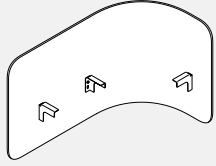
SKWARPL • Curved Privacy Panel - Left



- Felt privacy panel secures to the edge of the surface and provides privacy above and below the surface. It wraps around the corner on the left side of the primary surface (SKWSRLT).
- Must be used opposite the credenza in a L configuration.
- Specify the privacy panel that matches the nominal surface length and depth.
- Must align with pre-drilled holes in the primary surface.
- Cannot be used in conjunction with the modesty panel - SKWABP/SKWACMR/L/SKWARMR/L
- Brackets (set of 3) are powder coated metal. Specify standard metal paint finish.
- Specify standard PET felt color.

PRODUCT CODE	PRICE	SIZE/INCHES			WEIGHT VOL	
		H	W	D	LBS	FT ³
SKWARPL2360D24	206	23	35.8	18.83	4.69	2.26
SKWARPL2366D24	213	23	41.8	18.83	5.06	2.64
SKWARPL2372D24	219	23	47.8	18.83	5.44	3.02
SKWARPL2378D24	226	23	53.8	18.83	5.81	3.40
SKWARPL2384D24	233	23	59.8	18.83	6.18	3.78
SKWARPL3160D24	219	30	35.8	18.83	5.75	2.95
SKWARPL3166D24	226	30	41.8	18.83	6.26	3.45
SKWARPL3172D24	232	30	47.8	18.83	6.76	3.94
SKWARPL3178D24	239	30	53.8	18.83	7.26	4.44
SKWARPL3184D24	246	30	59.8	18.83	7.76	4.93
SKWARPL2360D30	221	23	35.8	24.83	4.69	2.26
SKWARPL2366D30	228	23	41.8	24.83	5.06	2.64
SKWARPL2372D30	234	23	47.8	24.83	5.44	3.02
SKWARPL2378D30	241	23	53.8	24.83	5.81	3.40
SKWARPL2384D30	248	23	59.8	24.83	6.18	3.78
SKWARPL3160D30	234	30	35.8	24.83	5.75	2.95
SKWARPL3166D30	241	30	41.8	24.83	6.26	3.45
SKWARPL3172D30	247	30	47.8	24.83	6.76	3.94
SKWARPL3178D30	254	30	53.8	24.83	7.26	4.44
SKWARPL3184D30	261	30	59.8	24.83	7.76	4.93

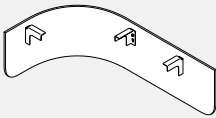
SKWARPR • Curved Privacy Panel - Right



- Felt privacy panel secures to the edge of the surface and provides privacy above and below the surface. It wraps around the corner on the right side of the primary surface (SKWSRRT).
- Must be used opposite the credenza in a L configuration.
- Specify the privacy panel that matches the nominal surface length and depth.
- Must align with pre-drilled holes in the primary surface.
- Cannot be used in conjunction with the modesty panel - SKWABP/SKWACMR/L/SKWARMR/L
- Brackets (set of 3) are powder coated metal. Specify standard metal paint finish.
- Specify standard PET felt color.

PRODUCT CODE	PRICE	SIZE / INCHES			WEIGHT LBS	VOL FT ³
		H	W	D		
SKWARPR2360D24	206	23	35.8	18.80	4.69	2.26
SKWARPR2366D24	213	23	41.8	18.80	5.06	2.64
SKWARPR2372D24	219	23	47.8	18.80	5.44	3.02
SKWARPR2378D24	226	23	53.8	18.80	5.81	3.40
SKWARPR2384D24	233	23	59.8	18.80	6.18	3.78
SKWARPR3160D24	219	30	35.8	18.80	5.75	2.95
SKWARPR3166D24	226	30	41.8	18.80	6.26	3.45
SKWARPR3172D24	232	30	47.8	18.80	6.76	3.94
SKWARPR3178D24	239	30	53.8	18.80	7.26	4.44
SKWARPR3184D24	246	30	59.8	18.80	7.76	4.93
SKWARPR2360D30	221	23	35.8	24.83	4.69	2.26
SKWARPR2366D30	228	23	41.8	24.83	5.06	2.64
SKWARPR2372D30	234	23	47.8	24.83	5.44	3.02
SKWARPR2378D30	241	23	53.8	24.83	5.81	3.40
SKWARPR2384D30	248	23	59.8	24.83	6.18	3.78
SKWARPR3160D30	234	30	35.8	24.83	5.75	2.95
SKWARPR3166D30	241	30	41.8	24.83	6.26	3.45
SKWARPR3172D30	247	30	47.8	24.83	6.76	3.94
SKWARPR3178D30	254	30	53.8	24.83	7.26	4.44
SKWARPR3184D30	261	30	59.8	24.83	7.76	4.93

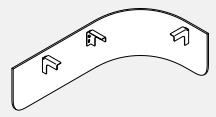
SKWARML • Curved Modesty Panel - Left



- Felt modesty panel can be mounted flush (upper bracket location) or inset (low bracket location) and wraps around on the left side of the primary surface (SKWSRLT).
- Must be used opposite the credenza in a L configuration.
- Specify the modesty panel that matches the nominal surface length and depth.
- Must align with pre-drilled holes on the underside of the primary surface.
- Cannot be used in conjunction with the privacy panel - SKWAPP/SKWACPR/L/SKWARPR/L
- Brackets (set of 3) are powder coated metal. Specify standard metal paint finish.
- Specify standard PET felt color.

PRODUCT CODE	PRICE	SIZE / INCHES			WEIGHT LBS	VOL FT ³
		H	W	D		
SKWARML1160D24	115	10	35.8	4.75	3.12	0.98
SKWARML1166D24	119	10	41.8	4.75	3.30	1.15
SKWARML1172D24	122	10	47.8	4.75	3.47	1.31
SKWARML1178D24	125	10	53.8	4.75	3.65	1.48
SKWARML1184D24	129	10	59.8	4.75	3.83	1.64
SKWARML1160D30	122	10	35.8	4.75	3.12	0.98
SKWARML1166D30	125	10	41.8	4.75	3.30	1.15
SKWARML1172D30	128	10	47.8	4.75	3.47	1.31
SKWARML1178D30	132	10	53.8	4.75	3.65	1.48
SKWARML1184D30	135	10	59.8	4.75	3.83	1.64

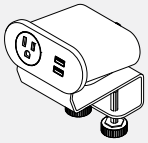
SKWARMR • Curved Modesty Panel - Right



- Felt modesty panel can be mounted flush (upper bracket location) or inset (low bracket location) and wraps around on the right side of the primary surface (SKWSRRT).
- Must be used opposite the credenza in a L configuration.
- Specify the modesty panel that matches the nominal surface length and depth.
- Must align with pre-drilled holes on the underside of the primary surface.
- Cannot be used in conjunction with the privacy panel - SKWAPP/SKWACPR/L/SKWARPR/L
- Brackets (set of 3) are powder coated metal. Specify standard metal paint finish.
- Specify standard PET felt color.

PRODUCT CODE	PRICE	SIZE / INCHES			WEIGHT LBS	VOL FT ³
		H	W	D		
SKWARMR1160D24	115	10	35.8	4.75	3.12	0.98
SKWARMR1166D24	119	10	41.8	4.75	3.30	1.15
SKWARMR1172D24	122	10	47.8	4.75	3.47	1.31
SKWARMR1178D24	125	10	53.8	4.75	3.65	1.48
SKWARMR1184D24	129	10	59.8	4.75	3.83	1.64
SKWARMR1160D30	122	10	35.8	4.75	3.12	0.98
SKWARMR1166D30	125	10	41.8	4.75	3.30	1.15
SKWARMR1172D30	128	10	47.8	4.75	3.47	1.31
SKWARMR1178D30	132	10	53.8	4.75	3.65	1.48
SKWARMR1184D30	135	10	59.8	4.75	3.83	1.64

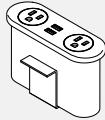
SCTAPE • Nik Edge/Clamp Mount Power Module



- Nik Edge/Clamp Mount Power Module in black with black receptacles, 10ft cord.
- Specify configuration, last letter of the code represents the following:
- A = 1 AC, 1 USB-A 1.5A charge port, 1 USB-A 2.4A quick charge port
- B = 2 AC
- C = 2 AC, 1 USB-A 1.5A charge port, 1 USB-A 2.4A quick charge port
- D = 1 AC, 1 USB-A 1.5A charge port, 1 USB-A 2.4A quick charge port, 1 60W USB-C charge port
- E = 3 AC

PRODUCT CODE	PRICE	SIZE/INCHES			WEIGHT VOL	
		H	W	D	LBS	FT ³
SCTAPEA	516	3.7	6	2.10	4.00	0.03
SCTAPEB	491	3.7	6	2.10	4.00	0.03
SCTAPEC	569	3.7	6	2.10	4.00	0.03
SCTAPED	672	3.7	6	2.10	4.00	0.03
SCTAPEE	502	3.7	6	2.10	4.00	0.03

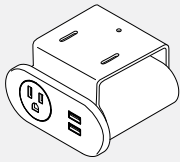
SCTAPS • Nik In-Surface Power Module



- Nik In-Surface Power Module in black with black receptacles, 10ft cord.
- Corresponding cut-out is C1, C2, or C3 (where applicable).
- Specify configuration, last letter of the code represents the following:
- C = 2 AC, 1 USB-A 1.5A charge port, 1 USB-A 2.4A quick charge port
- D = 1 AC, 1 USB-A 1.5A charge port, 1 USB-A 2.4A quick charge port, 1 60W USB-C charge port
- E = 3 AC

PRODUCT CODE	PRICE	SIZE/INCHES			WEIGHT VOL	
		H	W	D	LBS	FT ³
SCTAPSC	578	3.7	6	2.10	4.00	0.03
SCTAPSD	718	3.7	6	2.10	4.00	0.03
SCTAPSE	509	3.7	6	2.10	4.00	0.03

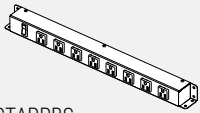
SCTAPB • Nik Below Surface Power Module



- Nik Below Surface Power Module in black with black receptacles, 10ft cord.
- Undermounts at the edge of any worksurface.
- Specify configuration, last letter of the code represents the following:
- A = 1 AC, 1 USB-A 1.5A charge port, 1 USB-A 2.4A quick charge port
- B = 2 AC
- C = 2 AC, 1 USB-A 1.5A charge port, 1 USB-A 2.4A quick charge port
- D = 1 AC, 1 USB-A 1.5A charge port, 1 USB-A 2.4A quick charge port, 1 60W USB-C charge port
- E = 3 AC

PRODUCT CODE	PRICE	SIZE/INCHES			WEIGHT VOL	
		H	W	D	LBS	FT ³
SCTAPBA	562	3.7	6	2.10	4.00	0.03
SCTAPBB	512	3.7	6	2.10	4.00	0.03
SCTAPBC	596	3.7	6	2.10	4.00	0.03
SCTAPBD	741	3.7	6	2.10	4.00	0.03
SCTAPBE	524	3.7	6	2.10	4.00	0.03

SCTAPPB • Below Surface Power Bar

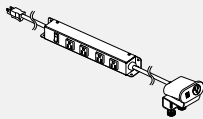


SCTAPPBS

- Below surface power bar is black only.
- Single (SCTAPPBS) includes 8 outlets on a single side.
- Double (SCTAPPBD) includes 4 outlets on each side of the bar. Built-in circuit breaker (shown).
- Cord length is 10'.

PRODUCT CODE	PRICE	SIZE/INCHES			WEIGHT VOL	
		H	W	D	LBS	FT ³
SCTAPPBS	436	1.95	21	1.95	2.70	0.06

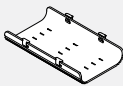
SCTAPC • Below Surface Power Bar, Single Sided with Integrated Edge Mount Convenience Power



- Integrated power bar and edge mount power module provides a code compliant all-in-one power solution with a single plug.
- The power bar includes AC outlets and built-in surge protection.
- The Nik Edge Clamp module is hardwired to the power bar via a 3' cord.
- Cord length is 6'.
- Below surface power bar is black only.
- A = 1 AC, 1 USB-A 1.5A charge port, 1 USB-A 2.4A quick charge port
- B = 2 AC
- C = 2 AC, 1 USB-A 1.5A charge port, 1 USB-A 2.4A quick charge port
- D = 1 AC, 1 USB-A 1.5A charge port, 1 USB-A 2.4A quick charge port, 1 60W USB-C charge port
- E = 3 AC

PRODUCT CODE	PRICE	SIZE/INCHES			WEIGHT VOL	
		H	W	D	LBS	FT ³
SCTAPCA	1093	3.7	10.6	4.00	6.70	0.09
SCTAPCB	1054	3.7	10.6	4.00	6.70	0.09
SCTAPCC	1146	3.7	10.6	4.00	6.70	0.09
SCTAPCD	1326	3.7	10.6	4.00	6.70	0.09
SCTAPCE	1072	3.7	10.6	4.00	6.70	0.09

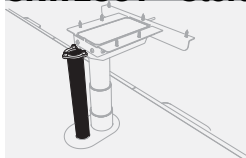
SCTACT • Collaborative Spaces PET Felt Wire Manager



- PET Felt Wire Manager hangs from four brackets under the surface.
- Includes black painted metal brackets.

PRODUCT CODE	PRICE	SIZE/INCHES			WEIGHT VOL	
		H	W	D	LBS	FT ³
SCTACT	80	4	11	26	1.10	0.66

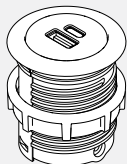
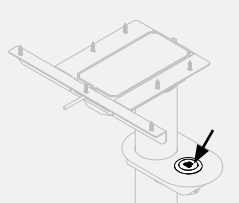
SKWESCT • Storage Cable Tube



- The neoprene cable manager connects to the underside of the worksurface and into the small opening on the storage leg grommet.
- Cannot be used in conjunction with SKSEPO.
- Capacity: 4 wires (example: 2 data & 2 power).

PRODUCT CODE	PRICE	SIZE/INCHES			WEIGHT VOL	
		H	W	D	LBS	FT ³
SKWESCT	66	15.5	2.13	2.36	0.39	0.05

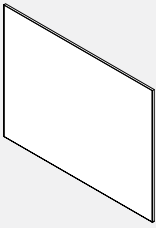
SKSA/SKSE • Storage Power Outlet



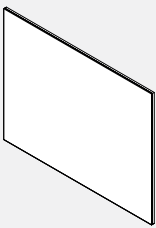
- Storage power outlet to fit within the leg grommet outlet opening.
- BLK - black finish only.
- Specify configuration, last letter of the code represents the following:
- A = 1 AC
- B = 1 USB and 1 USB-C
- Cannot be used in conjunction with SKNESCT Storage Cable Tube.

PRODUCT CODE	PRICE	SIZE/INCHES			WEIGHT VOL	
		H	W	D	LBS	FT ³
SKSEPOA	158	2.2	2	2	2.50	0.30
SKSEPOB	362	2.2	2	2	2.50	0.30

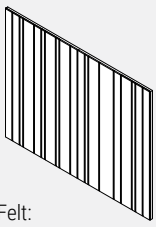
SKBB • Backboard




DE = Dry Erase Whiteboard
LP = Low Pressure Laminate



PT = PET Felt



PET Felt:
VE - V = Varied asymmetrical pattern

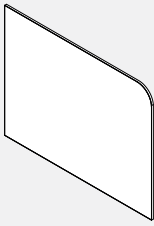


PET Felt:
VE - E = Equal symmetrical pattern

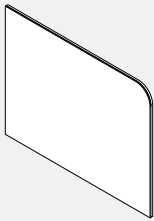
- Backboards are decorative, wall-mounted pieces that provide the office with a finished look.
- Backboards include rails for mounting – hardware to affix to wall is not included.
- Backboards are meant to be mounted where the bottom of the board is flush with Office Spaces 20" storage.
- Backboards are available in laminate (LP), white dry erase board (DE), PET felt (PT) and patterned PET felt (VE). Specify V for a varied, asymmetrical pattern and E for an equal, symmetrical pattern.
- Grain will run horizontally for any wood grain LP laminate.
- Backboards specified with (LP) low pressure laminate will have a corresponding 3mm edging.
- Backboards with PET (PT) are mounted on a laminate panel. Specify standard PET and LP - low pressure laminate.
- Backboards specified with dry erase board (DE) will have DWT - Designer White 3mm edging.
- Backboards are intended to match the length of the credenza.
- Alignment is as follows:
 - 34" backboards will align with 54" storage
 - 40" backboards will align with 60" storage
 - 46" backboards will align with 66" storage
 - 52" backboards will align with 72" storage
 - 58" backboards will align with 78" storage
- NOTE: VE-V varied asymmetrical pattern is a combination of 1.5", 3", 4.5", 6" grooves in a random pattern. VE-E equal symmetrical pattern is a repeat of 3" grooves.

PRODUCT CODE	PRICE				SIZE / INCHES			WEIGHT LBS	VOL FT ³
	LP	DE	PT	VE	H	W	D		
SKBB3436	241	326	363	421	34	36	2	37.94	1.42
SKBB3442	288	388	431	499	34	42	2	44.23	1.65
SKBB3448	318	432	482	559	34	48	2	50.54	1.89
SKBB3454	385	513	569	656	34	54	2	56.87	2.13
SKBB3460	415	558	619	716	34	60	2	63.16	2.36
SKBB3466	446	602	670	776	34	66	2	69.48	2.60
SKBB3472	475	646	720	836	34	72	2	75.77	2.83
SKBB3478	506	691	770	896	34	78	2	82.08	3.07
SKBB3484	641	841	927	1062	34	84	2	88.38	3.31
SKBB4036	272	372	416	484	40	36	2	44.61	1.67
SKBB4042	325	442	493	573	40	42	2	52.02	1.94
SKBB4048	360	494	552	643	40	48	2	59.43	2.22
SKBB4054	432	583	648	750	40	54	2	66.88	2.50
SKBB4060	467	635	707	821	40	60	2	74.29	2.78
SKBB4066	502	687	766	891	40	66	2	81.71	3.06
SKBB4072	537	739	825	962	40	72	2	89.12	3.33
SKBB4078	573	790	884	1032	40	78	2	96.53	3.61
SKBB4084	713	948	1049	1208	40	84	2	103.94	3.89
SKBB4636	304	419	469	548	46	36	2	51.28	1.92
SKBB4642	362	496	555	646	46	42	2	59.80	2.24
SKBB4648	402	556	622	727	46	48	2	68.33	2.56
SKBB4654	479	652	727	845	46	54	2	76.87	2.88
SKBB4660	519	712	795	926	46	60	2	85.41	3.19
SKBB4666	559	771	863	1006	46	66	2	93.92	3.51
SKBB4672	599	831	930	1087	46	72	2	102.45	3.83
SKBB4678	640	890	998	1168	46	78	2	110.98	4.15
SKBB4684	785	1055	1171	1355	46	84	2	119.49	4.47
SKBB5236	335	466	522	611	52	36	2	57.96	2.17
SKBB5242	398	551	616	720	52	42	2	67.59	2.53
SKBB5248	443	618	693	811	52	48	2	77.22	2.89
SKBB5254	526	722	806	939	52	54	2	86.89	3.25
SKBB5260	571	789	883	1030	52	60	2	96.52	3.61
SKBB5266	616	856	959	1122	52	66	2	106.15	3.97
SKBB5272	661	923	1035	1213	52	72	2	115.78	4.33
SKBB5278	707	990	1112	1304	52	78	2	125.41	4.69
SKBB5284	858	1163	1294	1501	52	84	2	135.04	5.06
SKBB5836	367	512	575	674	58	36	2	64.63	2.42
SKBB5842	435	605	678	794	58	42	2	75.36	2.82
SKBB5848	485	679	763	895	58	48	2	86.11	3.22
SKBB5854	572	791	885	1034	58	54	2	96.89	3.63
SKBB5860	623	866	970	1135	58	60	2	107.63	4.03
SKBB5866	673	941	1056	1237	58	66	2	118.38	4.43
SKBB5872	723	1015	1141	1338	58	72	2	129.13	4.83
SKBB5878	774	1090	1226	1440	58	78	2	139.86	5.24
SKBB5884	930	1270	1416	1647	58	84	2	150.61	5.64

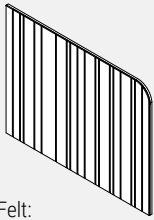
SKBBR • Backboard - Right Radius Corner




LP = Low Pressure Laminate



PT = PET Felt



PET Felt:
VE - V = Varied asymmetrical pattern

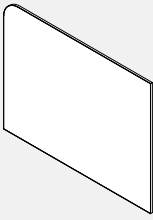


PET Felt:
VE - E = Equal symmetrical pattern

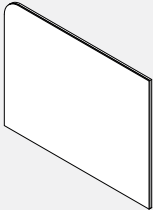
- Backboards are decorative, wall-mounted pieces that provide the office with a finished look.
- Backboard curved corner is not intended to be used against high storage units.
- Backboard radius is 6".
- Backboards include rails for mounting – hardware to affix to wall is not included.
- Backboards are meant to be mounted where the bottom of the board is flush with Office Spaces 20" h storage.
- Backboards are available in laminate (LP), PET felt (PT) and patterned PET felt (VE). Specify V for a varied, asymmetrical pattern and E for an equal, symmetrical pattern.
- Grain will run horizontally for any wood grain LP laminate.
- Backboards specified with (LP) low pressure laminate will have a corresponding 3mm edging.
- Backboards with PET (PT) are mounted on a laminate panel. Specify standard PET and LP - low pressure laminate.
- Backboards are intended to match the length of the credenza.
- Alignment is as follows:
 - 34" h backboards will align with 54" h storage
 - 40" h backboards will align with 60" h storage
 - 46" h backboards will align with 66" h storage
 - 52" h backboards will align with 72" h storage
 - 58" h backboards will align with 78" h storage
- NOTE: VE-V varied asymmetrical pattern is a combination of 1.5", 3", 4.5", 6" grooves in a random pattern. VE-E equal symmetrical pattern is a repeat of 3" grooves.

PRODUCT CODE	PRICE			SIZE / INCHES			WEIGHT LBS	VOL FT ³
	LP	PT	VE	H	W	D		
SKBBR3436	243	365	423	34	36	2	38.39	1.42
SKBBR3442	291	434	501	34	42	2	44.74	1.65
SKBBR3448	321	484	561	34	48	2	51.07	1.89
SKBBR3454	388	572	659	34	54	2	57.45	2.13
SKBBR3460	419	622	719	34	60	2	63.80	2.36
SKBBR3466	449	673	779	34	66	2	70.13	2.60
SKBBR3472	479	723	839	34	72	2	76.47	2.83
SKBBR3478	509	774	900	34	78	2	82.82	3.07
SKBBR3484	645	930	1066	34	84	2	89.15	3.31
SKBBR4036	275	418	487	40	36	2	45.10	1.67
SKBBR4042	328	496	575	40	42	2	52.56	1.94
SKBBR4048	363	555	646	40	48	2	60.01	2.22
SKBBR4054	435	651	753	40	54	2	67.50	2.50
SKBBR4060	470	710	824	40	60	2	74.94	2.78
SKBBR4066	506	769	895	40	66	2	82.39	3.06
SKBBR4072	541	829	965	40	72	2	89.86	3.33
SKBBR4078	576	888	1036	40	78	2	97.31	3.61
SKBBR4084	717	1053	1212	40	84	2	104.76	3.89
SKBBR4636	306	472	550	46	36	2	51.82	1.92
SKBBR4642	364	557	649	46	42	2	60.37	2.24
SKBBR4648	405	625	730	46	48	2	68.94	2.56
SKBBR4654	482	730	848	46	54	2	77.54	2.88
SKBBR4660	523	798	929	46	60	2	86.11	3.19
SKBBR4666	563	866	1010	46	66	2	94.66	3.51
SKBBR4672	603	934	1091	46	72	2	103.23	3.83
SKBBR4678	644	1002	1172	46	78	2	111.79	4.15
SKBBR4684	790	1176	1359	46	84	2	120.36	4.47
SKBBR5236	338	525	614	52	36	2	58.53	2.17
SKBBR5242	401	619	723	52	42	2	68.20	2.53
SKBBR5248	447	696	814	52	48	2	77.87	2.89
SKBBR5254	529	810	943	52	54	2	87.59	3.25
SKBBR5260	575	886	1034	52	60	2	97.26	3.61
SKBBR5266	620	963	1125	52	66	2	106.93	3.97
SKBBR5272	665	1040	1217	52	72	2	116.61	4.33
SKBBR5278	711	1116	1308	52	78	2	126.28	4.69
SKBBR5284	862	1298	1505	52	84	2	135.95	5.06
SKBBR5836	370	578	677	58	36	2	65.24	2.42
SKBBR5842	438	681	797	58	42	2	76.03	2.82
SKBBR5848	488	767	899	58	48	2	86.82	3.22
SKBBR5854	576	889	1037	58	54	2	97.62	3.63
SKBBR5860	626	974	1139	58	60	2	108.41	4.03
SKBBR5866	677	1059	1241	58	66	2	119.19	4.43
SKBBR5872	728	1145	1343	58	72	2	129.98	4.83
SKBBR5878	778	1230	1444	58	78	2	140.77	5.24
SKBBR5884	934	1421	1652	58	84	2	151.55	5.64

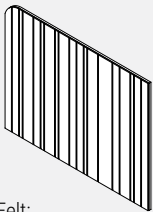
SKBBL • Backboard - Left Radius Corner




LP = Low Pressure Laminate



PT = PET Felt



PET Felt:
VE - V = Varied asymmetrical pattern



PET Felt:
VE - E = Equal symmetrical pattern

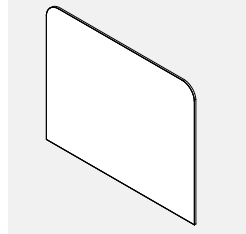
- Backboards are decorative, wall-mounted pieces that provide the office with a finished look.
- Backboard curved corner is not intended to be used against high storage units.
- Backboard radius is 6".
- Backboards include rails for mounting – hardware to affix to wall is not included.
- Backboards are meant to be mounted where the bottom of the board is flush with Office Spaces 20"h storage.
- Backboards are available in laminate (LP), PET felt (PT) and patterned PET felt (VE). Specify V for a varied, asymmetrical pattern and E for an equal, symmetrical pattern.
- Grain will run horizontally for any wood grain LP laminate.
- Backboards specified with (LP) low pressure laminate will have a corresponding 3mm edging.
- Backboards with PET (PT) are mounted on a laminate panel. Specify standard PET and LP - low pressure laminate.
- Backboards are intended to match the length of the credenza.
- Alignment is as follows:
 - 34"h backboards will align with 54"h storage
 - 40"h backboards will align with 60"h storage
 - 46"h backboards will align with 66"h storage
 - 52"h backboards will align with 72"h storage
 - 58"h backboards will align with 78"h storage
- NOTE: VE-V varied asymmetrical pattern is a combination of 1.5", 3", 4.5", 6" grooves in a random pattern. VE-E equal symmetrical pattern is a repeat of 3" grooves.

PRODUCT CODE	FINISH			SIZE / INCHES			WEIGHT LBS	VOL FT ³
	LP	PT	VE	H	W	D		
SKBBL3436	243	365	423	34	36	2	38.39	1.42
SKBBL3442	291	434	501	34	42	2	44.74	1.65
SKBBL3448	321	484	561	34	48	2	51.07	1.89
SKBBL3454	388	572	659	34	54	2	57.45	2.13
SKBBL3460	419	622	719	34	60	2	63.80	2.36
SKBBL3466	449	673	779	34	66	2	70.13	2.60
SKBBL3472	479	723	839	34	72	2	76.47	2.83
SKBBL3478	509	774	900	34	78	2	82.82	3.07
SKBBL3484	645	930	1066	34	84	2	89.15	3.31
SKBBL4036	275	418	487	40	36	2	45.10	1.67
SKBBL4042	328	496	575	40	42	2	52.56	1.94
SKBBL4048	363	555	646	40	48	2	60.01	2.22
SKBBL4054	435	651	753	40	54	2	67.50	2.50
SKBBL4060	470	710	824	40	60	2	74.94	2.78
SKBBL4066	506	769	895	40	66	2	82.39	3.06
SKBBL4072	541	829	965	40	72	2	89.86	3.33
SKBBL4078	576	888	1036	40	78	2	97.31	3.61
SKBBL4084	717	1053	1212	40	84	2	104.76	3.89
SKBBL4636	306	472	550	46	36	2	51.82	1.92
SKBBL4642	364	557	649	46	42	2	60.37	2.24
SKBBL4648	405	625	730	46	48	2	68.94	2.56
SKBBL4654	482	730	848	46	54	2	77.54	2.88
SKBBL4660	523	798	929	46	60	2	86.11	3.19
SKBBL4666	563	866	1010	46	66	2	94.66	3.51
SKBBL4672	603	934	1091	46	72	2	103.23	3.83
SKBBL4678	644	1002	1172	46	78	2	111.79	4.15
SKBBL4684	790	1176	1359	46	84	2	120.36	4.47
SKBBL5236	338	525	614	52	36	2	58.53	2.17
SKBBL5242	401	619	723	52	42	2	68.20	2.53
SKBBL5248	447	696	814	52	48	2	77.87	2.89
SKBBL5254	529	810	943	52	54	2	87.59	3.25
SKBBL5260	575	886	1034	52	60	2	97.26	3.61
SKBBL5266	620	963	1125	52	66	2	106.93	3.97
SKBBL5272	665	1040	1217	52	72	2	116.61	4.33
SKBBL5278	711	1116	1308	52	78	2	126.28	4.69
SKBBL5284	862	1298	1505	52	84	2	135.95	5.06
SKBBL5836	370	578	677	58	36	2	65.24	2.42
SKBBL5842	438	681	797	58	42	2	76.03	2.82
SKBBL5848	488	767	899	58	48	2	86.82	3.22
SKBBL5854	576	889	1037	58	54	2	97.62	3.63
SKBBL5860	626	974	1139	58	60	2	108.41	4.03
SKBBL5866	677	1059	1241	58	66	2	119.19	4.43
SKBBL5872	728	1145	1343	58	72	2	129.98	4.83
SKBBL5878	778	1230	1444	58	78	2	140.77	5.24
SKBBL5884	934	1421	1652	58	84	2	151.55	5.64

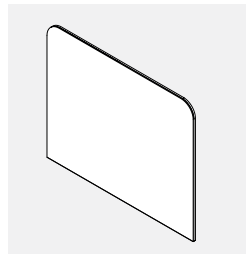
SKBBC • Backboard - Radius Corners at Top

- Backboards are decorative, wall-mounted pieces that provide the office with a finished look.
- Backboard curved corner is not intended to be used against high storage units.
- Backboard radius is 6".
- Backboards include rails for mounting – hardware to affix to wall is not included.
- Backboards are meant to be mounted where the bottom of the board is flush with Office Spaces 20" h storage.
- Backboards are available in laminate (LP), PET felt (PT) and patterned PET felt (VE). Specify V for a varied, asymmetrical pattern and E for an equal, symmetrical pattern.
- Grain will run horizontally for any wood grain LP laminate.
- Backboards specified with LP laminate will have a corresponding 3mm edging.
- Backboards with PET (PT) are mounted on a laminate panel. Specify standard PET and LP - low pressure laminate.
- Backboards are intended to match the length of the credenza.
- Alignment is as follows:
 - 34" h backboards will align with 54" h storage
 - 40" h backboards will align with 60" h storage
 - 46" h backboards will align with 66" h storage
 - 52" h backboards will align with 72" h storage
 - 58" h backboards will align with 78" h storage
- NOTE: VE-V varied asymmetrical pattern is a combination of 1.5", 3", 4.5", 6" grooves in a random pattern. VE-E equal symmetrical pattern is a repeat of 3" grooves.

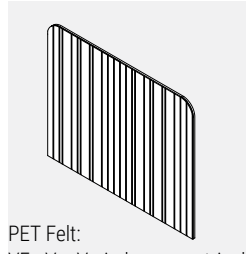
PRODUCT CODE	FINISH			SIZE / INCHES			WEIGHT LBS	VOL FT ³
	LP	PT	VE	H	W	D		
SKBBC3436	243	365	423	34	36	2	38.39	1.42
SKBBC3442	291	433	501	34	42	2	44.73	1.65
SKBBC3448	321	484	561	34	48	2	51.07	1.89
SKBBC3454	388	572	659	34	54	2	57.45	2.13
SKBBC3460	418	622	719	34	60	2	63.80	2.36
SKBBC3466	449	673	779	34	66	2	70.13	2.60
SKBBC3472	479	723	839	34	72	2	76.47	2.83
SKBBC3478	509	774	900	34	78	2	82.82	3.07
SKBBC3484	645	930	1066	34	84	2	89.15	3.31
SKBBC4036	274	418	486	40	36	2	45.10	1.67
SKBBC4042	328	495	575	40	42	2	52.56	1.94
SKBBC4048	363	555	646	40	48	2	60.01	2.22
SKBBC4054	435	651	753	40	54	2	67.50	2.50
SKBBC4060	470	710	824	40	60	2	74.94	2.78
SKBBC4066	506	769	894	40	66	2	82.39	3.06
SKBBC4072	541	829	965	40	72	2	89.86	3.33
SKBBC4078	576	888	1036	40	78	2	97.31	3.61
SKBBC4084	717	1053	1212	40	84	2	104.76	3.89
SKBBC4636	306	472	550	46	36	2	51.82	1.92
SKBBC4642	364	557	649	46	42	2	60.37	2.24
SKBBC4648	405	625	730	46	48	2	68.94	2.56
SKBBC4654	482	730	848	46	54	2	77.54	2.88
SKBBC4660	522	798	929	46	60	2	86.11	3.19
SKBBC4666	563	866	1010	46	66	2	94.66	3.51
SKBBC4672	603	934	1091	46	72	2	103.23	3.83
SKBBC4678	643	1002	1172	46	78	2	111.79	4.15
SKBBC4684	790	1176	1359	46	84	2	120.36	4.47
SKBBC5236	338	525	614	52	36	2	58.53	2.17
SKBBC5242	401	619	723	52	42	2	68.20	2.53
SKBBC5248	446	696	814	52	48	2	77.87	2.89
SKBBC5254	529	810	943	52	54	2	87.59	3.25
SKBBC5260	574	886	1034	52	60	2	97.26	3.61
SKBBC5266	620	963	1125	52	66	2	106.92	3.97
SKBBC5272	665	1039	1217	52	72	2	116.61	4.33
SKBBC5278	711	1116	1308	52	78	2	126.28	4.69
SKBBC5284	862	1298	1505	52	84	2	135.95	5.06
SKBBC5836	370	578	677	58	36	2	65.24	2.42
SKBBC5842	438	681	797	58	42	2	76.03	2.82
SKBBC5848	488	767	898	58	48	2	86.81	3.22
SKBBC5854	576	889	1037	58	54	2	97.62	3.63
SKBBC5860	626	974	1139	58	60	2	108.40	4.03
SKBBC5866	677	1059	1241	58	66	2	119.19	4.43
SKBBC5872	727	1145	1342	58	72	2	129.98	4.83
SKBBC5878	778	1230	1444	58	78	2	140.76	5.24
SKBBC5884	934	1421	1652	58	84	2	151.55	5.64



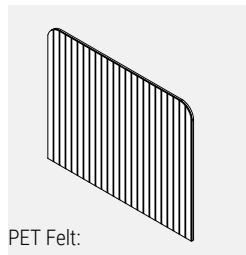
LP = Low Pressure Laminate



PT = PET Felt

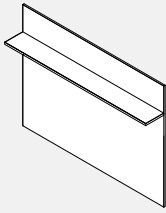


PET Felt:
VE - V = Varied asymmetrical pattern

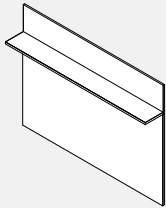


PET Felt:
VE - E = Equal symmetrical pattern

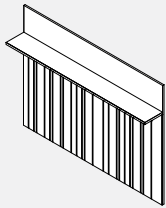
SKBS • Backboard with Shelf



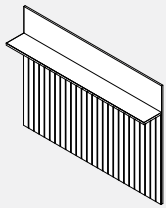
LP = Low Pressure Laminate



PT = PET Felt



PET Felt:
VE - V = Varied asymmetrical pattern

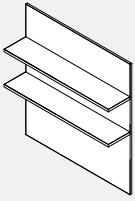


PET Felt:
VE - E = Equal symmetrical pattern

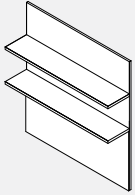
- Backboards with shelves provide a finished look with functional, open storage.
- Backboards include rails for mounting – hardware to affix to wall is not included.
- Backboards are meant to be mounted where the bottom of the board is flush with Office Spaces 20”h storage.
- Backboards are available in laminate (LP), PET felt (PT) and patterned PET felt (VE). Specify V for a varied, asymmetrical pattern and E for an equal, symmetrical pattern.
- On backboards with shelves, the specified material is applied below the shelf. The shelf and fascia above the shelf are laminate. Specify standard LP - low pressure laminate. Edge finish will match.
- Shelf width will match the backboard and is 10” deep.
- Shelves are non-adjustable and can support 171 lbs, evenly distributed.
- Grain will run horizontally for any wood grain LP laminate.
- Backboards specified with (LP) low pressure laminate will have a corresponding 3mm edging.
- Backboards are intended to match the length of the credenza.
- Alignment is as follows:
 - 40”h backboard will align to 60”h high storage, shelf clearance is 26”.
 - 46”h backboard will align to 66”h high storage, shelf clearance is 32”.
 - 52”h backboard will align to 72”h high storage, shelf clearance is 38”.
 - 58”h backboard will align to 78”h high storage, shelf clearance is 44”.
- NOTE: VE-V varied asymmetrical pattern is a combination of 1.5”, 3”, 4.5”, 6” grooves in a random pattern. VE-E equal symmetrical pattern is a repeat of 3” grooves.

PRODUCT CODE	FINISH			SIZE / INCHES			WEIGHT		VOL FT ³
	LP	PT	VE	H	W	D	LBS		
SKBS4036	380	474	518	40	36	11	56.78	9.17	
SKBS4042	463	573	624	40	42	11	66.22	10.69	
SKBS4048	514	639	698	40	48	11	75.65	12.22	
SKBS4054	605	745	812	40	54	11	85.11	13.75	
SKBS4060	655	811	885	40	60	11	94.54	15.28	
SKBS4066	754	925	1006	40	66	11	103.98	16.81	
SKBS4072	804	991	1080	40	72	11	113.42	18.33	
SKBS4078	852	1055	1151	40	78	11	122.84	19.86	
SKBS4084	956	1174	1277	40	84	11	132.28	21.39	
SKBS4636	412	527	581	46	36	11	63.46	10.54	
SKBS4642	500	634	698	46	42	11	74.00	12.30	
SKBS4648	556	709	782	46	48	11	84.54	14.06	
SKBS4654	651	824	906	46	54	11	95.10	15.81	
SKBS4660	707	899	990	46	60	11	105.65	17.57	
SKBS4666	811	1021	1122	46	66	11	116.19	19.33	
SKBS4672	866	1096	1205	46	72	11	126.75	21.08	
SKBS4678	919	1169	1287	46	78	11	137.29	22.84	
SKBS4684	1028	1296	1424	46	84	11	147.83	24.60	
SKBS5236	443	580	645	52	36	11	70.13	11.92	
SKBS5242	537	696	772	52	42	11	81.79	13.90	
SKBS5248	597	779	866	52	48	11	93.43	15.89	
SKBS5254	698	903	1000	52	54	11	105.11	17.88	
SKBS5260	759	987	1095	52	60	11	116.77	19.86	
SKBS5266	867	1118	1237	52	66	11	128.42	21.85	
SKBS5272	928	1201	1331	52	72	11	140.08	23.83	
SKBS5278	986	1282	1423	52	78	11	151.72	25.82	
SKBS5284	1100	1419	1570	52	84	11	163.38	27.81	
SKBS5836	475	633	708	58	36	11	76.80	13.29	
SKBS5842	573	758	845	58	42	11	89.56	15.51	
SKBS5848	639	850	950	58	48	11	102.32	17.72	
SKBS5854	745	982	1095	58	54	11	115.12	19.94	
SKBS5860	811	1074	1199	58	60	11	127.88	22.15	
SKBS5866	924	1214	1352	58	66	11	140.65	24.37	
SKBS5872	990	1307	1457	58	72	11	153.43	26.58	
SKBS5878	1053	1396	1559	58	78	11	166.17	28.80	
SKBS5884	1172	1541	1716	58	84	11	178.95	31.01	

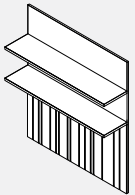
SKBD • Backboard with Double Shelves



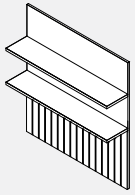
LP = Low Pressure Laminate



PT = PET Felt



PET Felt:
VE - V = Varied asymmetrical pattern

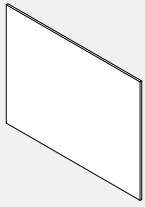


PET Felt:
VE - E = Equal symmetrical pattern

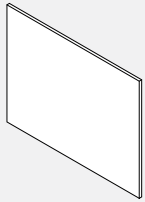
- Backboards include rails for mounting – hardware to affix to wall is not included.
 - Backboards are meant to be mounted where the bottom of the board is flush with Office Spaces 20”h storage.
 - Backboards are available in laminate (LP), PET felt (PT) and patterned PET felt (VE). Specify V for a varied, asymmetrical pattern and E for an equal, symmetrical pattern.
 - Grain will run horizontally for any wood grain LP laminate.
 - On backboards with shelves, the specified material is applied below the shelf. The shelf and fascia above the shelf are laminate. Specify standard LP - low pressure laminate. Edge finish will match.
 - Shelf width will match the backboard and is 10” deep.
 - Shelves are non-adjustable and can support 171 lbs, evenly distributed.
 - Backboards with PET (PT) are mounted on a laminate panel. Specify standard PET and LP - low pressure laminate.
 - Backboards specified with (LP) low pressure laminate will have a corresponding 3mm edging.
 - Backboards are intended to match the length of the credenza.
 - Alignment is as follows:
 - 40”h backboard will align with 60”h high storage, shelf clearance is 12”.
 - 48”h backboard will align with 66”h high storage, shelf clearance is 18”.
 - 52”h backboard will align with 72”h high storage, shelf clearance is 24”.
 - 58”h backboard will align with 78”h high storage, shelf clearance is 30”.
- NOTE: VE-V varied asymmetrical pattern is a combination of 1.5”, 3”, 4.5”, 6” grooves in a random pattern. VE-E equal symmetrical pattern is a repeat of 3” grooves.
- NOTE: Do not use with height adjustable surfaces and column kits.

PRODUCT CODE	FINISH			SIZE/INCHES			WEIGHT		VOL FT ³
	LP	PT	VE	H	W	D	LBS		
SKBD4036	543	586	606	40	36	11	68.96	9.17	
SKBD4042	674	725	749	40	42	11	80.42	10.69	
SKBD4048	740	798	825	40	48	11	91.86	12.22	
SKBD4054	887	951	982	40	54	11	103.33	13.75	
SKBD4060	953	1025	1059	40	60	11	114.79	15.28	
SKBD4066	1115	1194	1232	40	66	11	126.26	16.81	
SKBD4072	1181	1267	1308	40	72	11	137.72	18.33	
SKBD4078	1242	1336	1380	40	78	11	149.15	19.86	
SKBD4084	1414	1515	1563	40	84	11	160.62	21.39	
SKBD4636	574	639	670	46	36	11	75.63	10.54	
SKBD4642	711	787	822	46	42	11	88.20	12.30	
SKBD4648	782	868	909	46	48	11	100.75	14.06	
SKBD4654	933	1031	1077	46	54	11	113.32	15.81	
SKBD4660	1005	1113	1164	46	60	11	125.90	17.57	
SKBD4666	1172	1290	1347	46	66	11	138.47	19.33	
SKBD4672	1243	1372	1434	46	72	11	151.05	21.08	
SKBD4678	1309	1450	1516	46	78	11	163.60	22.84	
SKBD4684	1486	1637	1709	46	84	11	176.17	24.60	
SKBD5236	606	692	733	52	36	11	82.30	11.92	
SKBD5242	748	848	896	52	42	11	95.99	13.90	
SKBD5248	824	939	993	52	48	11	109.65	15.89	
SKBD5254	980	1110	1171	52	54	11	123.33	17.88	
SKBD5260	1056	1200	1269	52	60	11	137.01	19.86	
SKBD5266	1229	1387	1462	52	66	11	150.70	21.85	
SKBD5272	1305	1478	1559	52	72	11	164.38	23.83	
SKBD5278	1376	1563	1652	52	78	11	178.03	25.82	
SKBD5284	1558	1760	1855	52	84	11	191.72	27.81	
SKBD5836	637	745	796	58	36	11	88.98	13.29	
SKBD5842	784	910	970	58	42	11	103.76	15.51	
SKBD5848	865	1009	1077	58	48	11	118.54	17.72	
SKBD5854	1027	1189	1266	58	54	11	133.34	19.94	
SKBD5860	1108	1288	1373	58	60	11	148.13	22.15	
SKBD5866	1286	1483	1577	58	66	11	162.93	24.37	
SKBD5872	1367	1583	1685	58	72	11	177.73	26.58	
SKBD5878	1443	1677	1788	58	78	11	192.48	28.80	
SKBD5884	1631	1882	2002	58	84	11	207.28	31.01	

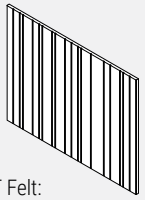
SKBOS • Backboard below Overhead Storage




LP = Low Pressure Laminate
DE = Dry Erase Whiteboard



PT = PET Felt



PET Felt:
VE - V = Varied asymmetrical pattern

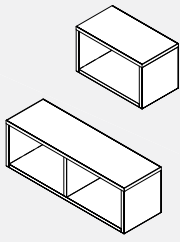


PET Felt:
VE - E = Equal symmetrical pattern

- Backboards are decorative, wall-mounted pieces that provide the office with a finished look.
- Overhead will line up with the top of the Office Spaces High Storage Units.
- Backboards include rails for mounting – hardware to affix to wall is not included.
- Backboards are meant to be mounted where the bottom of the board is flush with Office Spaces 20”h storage.
- Backboards are available in laminate (LP), dry erase white board (DE), PET felt (PT) and patterned PET felt (VE). Specify V for a varied, asymmetrical pattern and E for an equal, symmetrical pattern.
- Grain will run horizontally for any wood grain LP laminate.
- Backboards specified with (LP) low pressure laminate will have a corresponding 3mm edging.
- Backboards specified with dry erase board (DE) will have DWT - Designer While 3mm edging.
- Backboards with PET (PT) are mounted on a laminate panel. Specify standard PET
- Backboards are intended to match the length of the credenza.
- Alignment is as follows:
 - 40”h backboards will align with 60”h storage
 - 46”h backboards will align with 66”h storage
 - 52”h backboards will align with 72”h storage
 - 58”h backboards will align with 78”h storage
- Specify the overhead for the corresponding width.
- NOTE: VE-V varied asymmetrical pattern is a combination of 1.5”, 3”, 4.5”, 6” grooves in a random pattern. VE-E equal symmetrical pattern is a repeat of 3” grooves.

PRODUCT CODE	FINISH				SIZE / INCHES			WEIGHT		VOL FT ³
	LP	DE	PT	VE	H	W	D	LBS		
SKBOS4036	199	372	416	484	26	36	2	44.61	1.67	
SKBOS4042	240	442	493	573	26	42	2	52.02	1.94	
SKBOS4048	263	494	552	643	26	48	2	59.43	2.22	
SKBOS4054	323	583	648	750	26	54	2	66.88	2.50	
SKBOS4060	346	635	707	821	26	60	2	74.29	2.78	
SKBOS4066	370	687	766	891	26	66	2	81.71	3.06	
SKBOS4072	393	739	825	962	26	72	2	89.12	3.33	
SKBOS4636	230	419	469	548	32	36	2	51.28	1.92	
SKBOS4642	276	496	555	646	32	42	2	59.80	2.24	
SKBOS4648	305	556	622	727	32	48	2	68.33	2.56	
SKBOS4654	370	652	727	845	32	54	2	76.87	2.88	
SKBOS4660	398	712	795	926	32	60	2	85.41	3.19	
SKBOS4666	427	771	863	1006	32	66	2	93.92	3.51	
SKBOS4672	455	831	930	1087	32	72	2	102.45	3.83	
SKBOS5236	262	466	522	611	38	36	2	57.96	2.17	
SKBOS5242	313	551	616	720	38	42	2	67.59	2.53	
SKBOS5248	346	618	693	811	38	48	2	77.22	2.89	
SKBOS5254	417	722	806	939	38	54	2	86.89	3.25	
SKBOS5260	450	789	883	1030	38	60	2	96.52	3.61	
SKBOS5266	483	856	959	1122	38	66	2	106.15	3.97	
SKBOS5272	517	923	1035	1213	38	72	2	115.78	4.33	
SKBOS5836	293	512	575	674	44	36	2	64.63	2.42	
SKBOS5842	349	605	678	794	44	42	2	75.36	2.82	
SKBOS5848	388	679	763	895	44	48	2	86.11	3.22	
SKBOS5854	463	791	885	1034	44	54	2	96.90	3.63	
SKBOS5860	502	866	970	1135	44	60	2	107.63	4.03	
SKBOS5866	540	941	1055	1237	44	66	2	118.38	4.43	
SKBOS5872	579	1015	1141	1338	44	72	2	129.13	4.83	

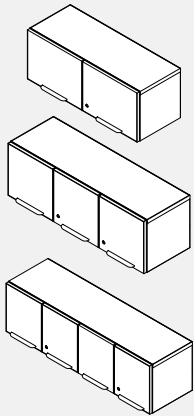
SKS00 • Open Cubby Overhead



- Wall mounted open cubby overhead. Must be installed flush with the top of the high storage so that back board aligns.
- 24" and 33" wide units are a single open cubby.
- 36" to 60" wide units are a double open cubby with a center divider.
- Overheads include rails for mounting – hardware to affix to wall is not included.
- Specify chassis in standard LP - low pressure laminate with corresponding 3mm PVC edging.

PRODUCT CODE	PRICE	SIZE / INCHES			WEIGHT LBS	VOL FT ³
		H	W	D		
SKS001424	285	14	24	14	35.19	2.57
SKS001430	336	14	30	14	41.78	3.22
SKS001433	357	14	33	14	45.03	3.54
SKS001436	415	14	36	14	52.68	3.86
SKS001439	439	14	39	14	55.97	4.18
SKS001442	477	14	42	14	59.29	4.50
SKS001448	520	14	48	14	65.85	5.15

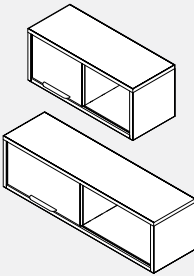
SKSOH • Hinged Door Overhead



- Wall mounted hinged door overhead. Must be installed flush with the top of the high storage so that back board aligns.
- 24" to 39" wide units have 2 doors, 42" wide units have three doors and 48" wide have four doors.
- Overheads include rails for mounting – hardware to affix to wall is not included.
- Specify chassis in standard LP - low pressure laminate with corresponding 3mm PVC edging.
- Specify doors in standard LP - low pressure laminate with corresponding 3mm PVC edging.
- Specify standard metal paint finish for handles.

PRODUCT CODE	PRICE	SIZE / INCHES			WEIGHT LBS	VOL FT ³
		H	W	D		
SKSOH1424	582	14	24	14	46.84	2.57
SKSOH1430	649	14	30	14	55.77	3.22
SKSOH1433	679	14	33	14	60.21	3.54
SKSOH1436	720	14	36	14	64.66	3.86
SKSOH1439	910	14	39	14	69.11	4.18
SKSOH1442	990	14	42	14	79.61	4.50
SKSOH1448	1140	14	48	14	93.53	5.15

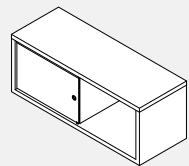
SKSOL • Laminate Sliding Door Overhead



- Wall mounted sliding door overhead. Must be installed flush with the top of the high storage so that back board aligns.
- Sliding door is inset. One laminate non-locking door only.
- Overheads include rails for mounting – hardware to affix to wall is not included.
- Specify standard LP - Low Pressure with corresponding 3mm PVC edging.
- Specify chassis in standard LP - low pressure laminate with corresponding 3mm PVC edging.
- Specify doors in standard LP - low pressure laminate with corresponding 3mm PVC edging.
- Specify standard metal paint finish for handles.

PRODUCT CODE	PRICE	SIZE / INCHES			WEIGHT LBS	VOL FT ³
		H	W	D		
SKSOL1433	539	14	33	14	54.67	3.54
SKSOL1436	623	14	36	14	58.43	3.86
SKSOL1439	650	14	39	14	62.22	4.18
SKSOL1442	692	14	42	14	66.05	4.50
SKSOL1448	743	14	48	14	73.60	5.15

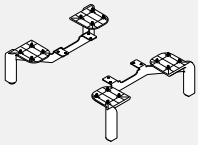
SKSOG • Glass Sliding Door Overhead



- Wall mounted sliding door overhead. Must be installed flush with the top of the high storage so that back board aligns.
- Sliding door is inset. One frosted glass non-locking door only. Includes a finger pull.
- Overheads include rails for mounting – hardware to affix to wall is not included.
- Specify chassis in standard LP - low pressure laminate with corresponding 3mm PVC edging.

PRODUCT CODE	PRICE	SIZE / INCHES			WEIGHT LBS	VOL FT ³
		H	W	D		
SKSOG1433	1185	14	33	14	49.16	3.54
SKSOG1436	1242	14	36	14	52.42	3.86
SKSOG1439	1290	14	39	14	55.70	4.18
SKSOG1442	1353	14	42	14	59.02	4.50
SKSOG1448	1442	14	48	14	65.58	5.15

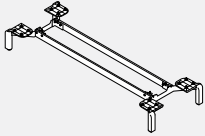
SKSLL • Low Storage Legs



- Low Storage Legs to be used for 24" or 30" wide low storage units.
- Cannot be used on 36" or longer width storage unit or any high storage units.
- Specify standard metal paint finish.

PRODUCT CODE	PRICE	SIZE / INCHES			WEIGHT LBS	VOL FT ³
		H	W	D		
SKSLL	218	6	1.5	1.5	3.69	0.03

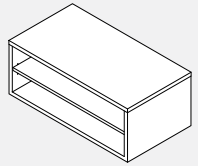
SKSLU • Storage Undercarriage



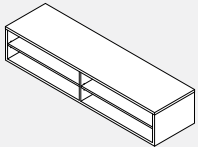
- Undercarriage to be used for all low storage units 36" and wider, all high storage units or a mix thereof.
- 18" and 24" wide high storage must be ganged or anchored to another unit; can not be freestanding.
- Maximum number of units per undercarriage is one low and one high, or two low or two high.
- Specify standard metal paint finish.

PRODUCT CODE	PRICE	SIZE / INCHES			WEIGHT LBS	VOL FT ³
		H	W	D		
SKSLU2018	526	6	18	20	8.44	1.25
SKSLU2024	547	6	24	20	9.47	1.67
SKSLU2030	589	6	30	20	10.50	2.08
SKSLU2036	575	6	36	20	11.53	2.50
SKSLU2042	586	6	42	20	12.56	2.92
SKSLU2048	608	6	48	20	13.59	3.33
SKSLU2054	629	6	54	20	14.62	3.75
SKSLU2060	650	6	60	20	15.65	4.17
SKSLU2066	672	6	66	20	16.68	4.58
SKSLU2072	693	6	72	20	17.71	5.00
SKSLU2078	715	6	78	20	18.73	5.42
SKSLU2084	736	6	84	20	19.76	5.83

SKSLOS • Open Cubby with Shelf



24" to 36"

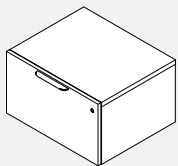


42" to 72"

- Legs or an undercarriage is required on all storage and is specified separately. Specify SKSLL for 24" and 30" wide low storage units. Specify SKSLU undercarriage for all low storage units 36" wide or greater and all high storage units regardless of width.
- Open cubby low storage unit with an adjustable laminate shelf. Can be used as a stand alone unit or with another low or high storage unit.
- 24" to 36" wide units are a single open cubby.
- 42" to 72" wide units are a double open cubby with a center divider.
- Specify chassis in standard LP - low pressure laminate with corresponding 3mm PVC edging.

PRODUCT CODE	PRICE LP	SIZE / INCHES			WEIGHT LBS	VOL FT ³
		H	W	D		
SKSLOS2024	420	14	24	20	58.29	3.76
SKSLOS2030	490	14	30	20	69.78	4.70
SKSLOS2036	560	14	36	20	81.20	5.64
SKSLOS2042	664	14	42	20	98.30	6.58
SKSLOS2048	733	14	48	20	109.75	7.52
SKSLOS2054	802	14	54	20	121.20	8.46
SKSLOS2060	872	14	60	20	132.72	9.40
SKSLOS2066	941	14	66	20	144.18	10.34
SKSLOS2072	1014	14	72	20	155.69	11.29

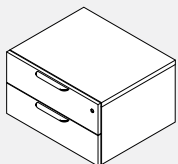
SKSLFD • File Drawer



- File drawer low storage unit. Can be used as stand-alone unit or with another low or high storage unit.
- Legs or an undercarriage is required on all storage and is specified separately. Specify SKSLL for 24" and 30" wide low storage units. Specify SKSLU undercarriage for all low storage units 36" wide or greater and all high storage units regardless of width.
- Specify chassis in standard LP - low pressure laminate with corresponding 3mm PVC edging.
- Specify drawers in standard LP- low pressure laminate with corresponding 3mm PVC edging.
- Specify standard metal paint finish for handles.

PRODUCT CODE	PRICE LP	SIZE / INCHES			WEIGHT LBS	VOL FT ³
		H	W	D		
SKSLFD2024	946	14	24	20	59.49	3.76
SKSLFD2030	1043	14	30	20	70.47	4.70
SKSLFD2036	1133	14	36	20	81.35	5.64

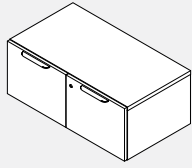
SKSLBB • Box/Box Drawers



- Two box drawer low storage unit. Can be used as stand-alone unit or with another low or high storage unit.
- Legs or an undercarriage is required on all storage and is specified separately. Specify SKSLL for 24" and 30" wide low storage units. Specify SKSLU undercarriage for all low storage units 36" wide or greater and all high storage units regardless of width.
- Specify chassis in standard LP - low pressure laminate with corresponding 3mm PVC edging.
- Specify drawers in standard LP- low pressure laminate with corresponding 3mm PVC edging.
- Specify standard metal paint finish for handles.

PRODUCT CODE	PRICE LP	SIZE / INCHES			WEIGHT LBS	VOL FT ³
		H	W	D		
SKSLBB2024	1265	14	24	20	60.08	3.76
SKSLBB2030	1358	14	30	20	71.06	4.70
SKSLBB2036	1440	14	36	20	81.97	5.64

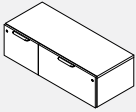
SKSLHD • Hinged Doors



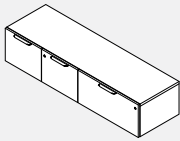
- Hinged door low storage unit. Can be used as stand-alone unit or with another low or high storage unit.
- Legs or an undercarriage is required on all storage and is specified separately. Specify SKSLL for 24" and 30" wide low storage units. Specify SKSLU undercarriage for all low storage units 36" wide or greater and all high storage units regardless of width.
- Specify chassis in standard LP - low pressure laminate with corresponding 3mm PVC edging.
- Specify doors in standard LP - low pressure laminate with corresponding 3mm PVC edging.
- Specify standard metal paint finish for handles.

PRODUCT CODE	PRICE LP	SIZE/INCHES			WEIGHT LBS	VOL FT ³
		H	W	D		
SKSLHD2024	737	14	24	20	70.02	3.76
SKSLHD2030	823	14	30	20	83.89	4.70
SKSLHD2036	910	14	36	20	97.66	5.64

SKSLCHLR • Hinged Door(s), Lateral File



2042 shown - 42" to 54"

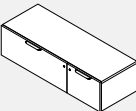


2060 shown - 60" to 72"

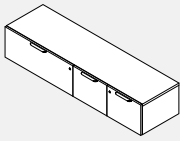
- Hinged door on the right and lateral file on the left low storage. Can be used as stand-alone unit or with another low or high storage unit.
- Legs or an undercarriage is required on all storage and is specified separately. Specify SKSLL for 24" and 30" wide low storage units. Specify SKSLU undercarriage for all low storage units 36" wide or greater and all high storage units regardless of width.
- Specify chassis in standard LP - low pressure laminate with corresponding 3mm PVC edging.
- Specify doors/drawers in standard LP - low pressure laminate with corresponding 3mm PVC edging.
- Specify standard metal paint finish for handles.
- Interior felt leg cover in GPH - Graphite only.
- 2042, 2048, 2060 and 2066 units have a 30" lateral file, hinged door/door width is variable.
- 2054 and 2072 units have a 36" lateral file, hinged door/door width is variable.

PRODUCT CODE	PRICE LP	SIZE/INCHES			WEIGHT LBS	VOL FT ³
		H	W	D		
SKSLCHLR2042	1371	14	42	20	99.84	6.58
SKSLCHLR2048	1442	14	48	20	110.79	7.52
SKSLCHLR2054	1532	14	54	20	121.71	8.46
SKSLCHLR2060	1794	14	60	20	152.95	9.40
SKSLCHLR2066	1881	14	66	20	166.73	10.34
SKSLCHLR2072	1971	14	72	20	177.69	11.29

SKSLCHLL • Lateral File, Hinged Door(s)



2042 shown - 42" to 54"

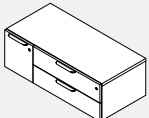


2060 shown - 60" to 72"

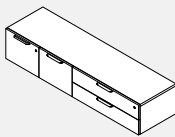
- Lateral file on the left and hinged door on the right low storage. Can be used as stand-alone unit or with another low or high storage unit.
- Legs or an undercarriage is required on all storage and is specified separately. Specify SKSLL for 24" and 30" wide low storage units. Specify SKSLU undercarriage for all low storage units 36" wide or greater and all high storage units regardless of width.
- Specify chassis in standard LP - low pressure laminate with corresponding 3mm PVC edging.
- Specify doors/drawers in standard LP - low pressure laminate with corresponding 3mm PVC edging.
- Specify standard metal paint finish for handles.
- Interior felt leg cover in GPH - Graphite only.
- 2042, 2048, 2060 and 2066 units have a 30" lateral file, hinged door/door width is variable.
- 2054 and 2072 units have a 36" lateral file, hinged door/door width is variable.

PRODUCT CODE	PRICE LP	SIZE/INCHES			WEIGHT LBS	VOL FT ³
		H	W	D		
SKSLCHLL2042	1371	14	42	20	99.84	6.58
SKSLCHLL2048	1442	14	48	20	110.79	7.52
SKSLCHLL2054	1532	14	54	20	121.71	8.46
SKSLCHLL2060	1794	14	60	20	152.95	9.40
SKSLCHLL2066	1881	14	66	20	166.73	10.34
SKSLCHLL2072	1971	14	72	20	177.69	11.29

SKSLCHDR • Hinged Door(s), Box/Box Drawers



2042 shown - 42" to 54"

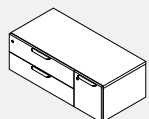


2060 shown - 60" to 72"

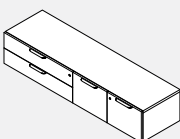
- Hinged door on the left and two box drawers on the right low storage. Can be used as stand-alone unit or with another low or high storage unit.
- Legs or an undercarriage is required on all storage and is specified separately. Specify SKSLL for 24" and 30" wide low storage units. Specify SKSLU undercarriage for all low storage units 36" wide or greater and all high storage units regardless of width.
- Specify chassis in standard LP - low pressure laminate with corresponding 3mm PVC edging.
- Specify doors/drawers in standard LP - low pressure laminate with corresponding 3mm PVC edging.
- Specify standard metal paint finish for handles.
- Interior felt leg cover in GPH - Graphite only.
- 2042, 2048, 2060 and 2066 units have 30" box drawers, hinged door/door width is variable.
- 2054 and 2072 units have 36" box drawers, hinged door/door width is variable.

PRODUCT CODE	PRICE LP	SIZE/INCHES			WEIGHT LBS	VOL FT ³
		H	W	D		
SKSLCHDR2042	1467	14	42	20	86.99	6.58
SKSLCHDR2048	1538	14	48	20	97.93	7.52
SKSLCHDR2054	1599	14	54	20	106.51	8.46
SKSLCHDR2060	1890	14	60	20	140.10	9.40
SKSLCHDR2066	1977	14	66	20	153.88	10.34
SKSLCHDR2072	2037	14	72	20	162.49	11.29

SKSLCHDL • Box/Box Drawers, Hinged Door(s)



2042 shown - 42" to 54"

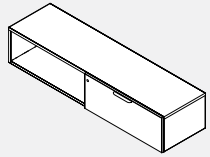


2060 shown - 60" to 72"

- Two box drawers on the left and hinged door on the right low storage. Can be used as stand-alone unit or with another low or high storage unit.
- Legs or an undercarriage is required on all storage and is specified separately. Specify SKSLL for 24" and 30" wide low storage units. Specify SKSLU undercarriage for all low storage units 36" wide or greater and all high storage units regardless of width.
- Specify chassis in standard LP - low pressure laminate with corresponding 3mm PVC edging.
- Specify doors/drawers in standard LP - low pressure laminate with corresponding 3mm PVC edging.
- Specify standard metal paint finish for handles.
- Interior felt leg cover in GPH - Graphite only.
- 2042, 2048, 2060 and 2066 units have 30" box drawers, hinged door/door width is variable.
- 2054 and 2072 units have 36" box drawers, hinged door/door width is variable.

PRODUCT CODE	PRICE LP	SIZE/INCHES			WEIGHT LBS	VOL FT ³
		H	W	D		
SKSLCHDL2042	1467	14	42	20	86.99	6.58
SKSLCHDL2048	1538	14	48	20	97.93	7.52
SKSLCHDL2054	1599	14	54	20	106.51	8.46
SKSLCHDL2060	1890	14	60	20	140.10	9.40
SKSLCHDL2066	1977	14	66	20	153.88	10.34
SKSLCHDL2072	2037	14	72	20	162.49	11.29

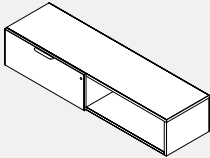
SKSLCOLR • Open Cubby, Lateral File



- Open cubby on the left and lateral file on the right low storage. Can be used as stand-alone unit or with another low or high storage unit.
- Legs or an undercarriage is required on all storage and is specified separately. Specify SKSLL for 24" and 30" wide low storage units. Specify SKSLU undercarriage for all low storage units 36" wide or greater and all high storage units regardless of width.
- Specify chassis in standard LP - low pressure laminate with corresponding 3mm PVC edging.
- Specify drawers in standard LP- low pressure laminate with corresponding 3mm PVC edging.
- Specify standard metal paint finish for handles.
- Interior felt leg cover in GPH - Graphite only.
- 2042, 2048, 2060 and 2066 units have a 30" lateral file, open cubby width is variable.
- 2054 and 2072 units have a 36" lateral file, open cubby width is variable.

PRODUCT CODE	PRICE LP	SIZE / INCHES			WEIGHT LBS	VOL FT ³
		H	W	D		
SKSLCOLR2042	1187	14	42	20	93.60	6.58
SKSLCOLR2048	1241	14	48	20	102.18	7.52
SKSLCOLR2054	1331	14	54	20	113.11	8.46
SKSLCOLR2060	1428	14	60	20	133.32	9.40
SKSLCOLR2072	1589	14	72	20	155.73	11.29

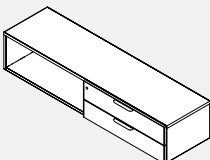
SKSLCOLL • Lateral File, Open Cubby



- Lateral file on the left and open cubby on the right low storage. Can be used as stand-alone unit or with another low or high storage unit.
- Legs or an undercarriage is required on all storage and is specified separately. Specify SKSLL for 24" and 30" wide low storage units. Specify SKSLU undercarriage for all low storage units 36" wide or greater and all high storage units regardless of width.
- Specify chassis in standard LP - low pressure laminate with corresponding 3mm PVC edging.
- Specify drawers in standard LP- low pressure laminate with corresponding 3mm PVC edging.
- Specify standard metal paint finish for handles.
- Interior felt leg cover in GPH - Graphite only.
- 2042, 2048, 2060 and 2066 units have a 30" lateral file, open cubby width is variable.
- 2054 and 2072 units have a 36" lateral file, open cubby width is variable.
- An adjustable shelf is included for open cubby units 24" and wider.

PRODUCT CODE	PRICE LP	SIZE / INCHES			WEIGHT LBS	VOL FT ³
		H	W	D		
SKSLCOLL2042	1187	14	42	20	93.60	6.58
SKSLCOLL2048	1241	14	48	20	102.18	7.52
SKSLCOLL2054	1331	14	54	20	113.11	8.46
SKSLCOLL2060	1428	14	60	20	133.32	9.40
SKSLCOLL2072	1589	14	72	20	155.73	11.29

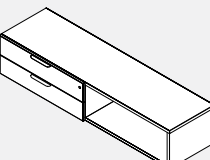
SKSLCODR • Open Cubby, Box/Box Drawers



- Open cubby and two box drawers on the right low storage. Can be used as stand-alone unit or with another low or high storage unit.
- Legs or an undercarriage is required on all storage and is specified separately. Specify SKSLL for 24" and 30" wide low storage units. Specify SKSLU undercarriage for all low storage units 36" wide or greater and all high storage units regardless of width.
- Specify chassis in standard LP - low pressure laminate with corresponding 3mm PVC edging.
- Specify drawers in standard LP- low pressure laminate with corresponding 3mm PVC edging.
- Specify standard metal paint finish for handles.
- Interior felt leg cover in GPH - Graphite only.
- 2042, 2048, 2060 and 2066 units have a 30" box drawers, open cubby width is variable.
- 2054 and 2072 units have a 36" box drawers, open cubby width is variable.
- An adjustable shelf is included for open cubby units 24" and wider.

PRODUCT CODE	PRICE LP	SIZE / INCHES			WEIGHT LBS	VOL FT ³
		H	W	D		
SKSLCODR2042	1283	14	42	20	80.75	6.58
SKSLCODR2048	1337	14	48	20	89.33	7.52
SKSLCODR2054	1398	14	54	20	97.91	8.46
SKSLCODR2060	1524	14	60	20	120.46	9.40
SKSLCODR2072	1655	14	72	20	140.53	11.29

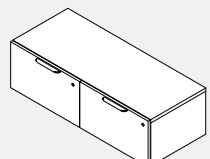
SKSLCODL • Box/Box Drawers, Open Cubby



- Two box drawers on the left and open cubby on the right low storage. Can be used as stand-alone unit or with another low or high storage unit.
- Legs or an undercarriage is required on all storage and is specified separately. Specify SKSLL for 24" and 30" wide low storage units. Specify SKSLU undercarriage for all low storage units 36" wide or greater and all high storage units regardless of width.
- Specify chassis in standard LP - low pressure laminate with corresponding 3mm PVC edging.
- Specify drawers in standard LP- low pressure laminate with corresponding 3mm PVC edging.
- Specify standard metal paint finish for handles.
- Interior felt leg cover in GPH - Graphite only.
- 2042, 2048, 2060 and 2066 units have a 30" box drawers, open cubby width is variable.
- 2054 and 2072 units have a 36" box drawers, open cubby width is variable.
- An adjustable shelf is included for open cubby units 24" and wider.

PRODUCT CODE	PRICE LP	SIZE / INCHES			WEIGHT LBS	VOL FT ³
		H	W	D		
SKSLCODL2042	1283	14	42	20	80.75	6.58
SKSLCODL2048	1337	14	48	20	89.33	7.52
SKSLCODL2054	1398	14	54	20	97.91	8.46
SKSLCODL2060	1524	14	60	20	120.46	9.40
SKSLCODL2072	1655	14	72	20	140.53	11.29

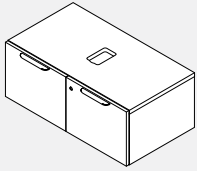
SKSLCFF • File, File Drawers



- File, file low storage unit. Can be used as stand-alone unit or with another low or high storage unit.
- Legs or an undercarriage is required on all storage and is specified separately. Specify SKSLL for 24" and 30" wide low storage units. Specify SKSLU undercarriage for all low storage units 36" wide or greater and all high storage units regardless of width.
- Specify chassis in standard LP - low pressure laminate with corresponding 3mm PVC edging.
- Specify drawers in standard LP- low pressure laminate with corresponding 3mm PVC edging.
- Specify standard metal paint finish for handles.
- File drawers are of equal width.

PRODUCT CODE	PRICE LP	SIZE / INCHES			WEIGHT LBS	VOL FT ³
		H	W	D		
SKSLCFF2048	1762	14	48	20	115.86	7.52
SKSLCFF2060	1957	14	60	20	137.82	9.40
SKSLCFF2072	2136	14	72	20	159.67	11.29

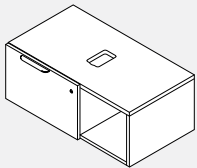
SKSLHDG • Hinged Doors with Leg Grommet



- Hinged door low storage unit with grommet for leg application. Can be used as stand-alone unit or with another low or high storage unit.
- For use with 2 legged fixed or height adjustable column kits.
- Legs or an undercarriage is required on all storage and is specified separately. Specify SKSLL for 24" and 30" wide low storage units. Specify SKSLU undercarriage for all low storage units 36"W and greater and for all high storage units regardless of width.
- Specify chassis in standard LP - low pressure laminate with corresponding 3mm PVC edging.
- Specify doors in standard LP - low pressure laminate with corresponding 3mm PVC edging.
- Specify standard metal paint finish for handles.
- Interior felt leg cover in GPH - Graphite only.

PRODUCT CODE	PRICE LP	SIZE/INCHES			WEIGHT LBS	VOL FT ³
		H	W	D		
SKSLHDG2024	749	14	24	20	62.11	3.76
SKSLHDG2030	821	14	30	20	73.11	4.70
SKSLHDG2036	891	14	36	20	83.99	5.64

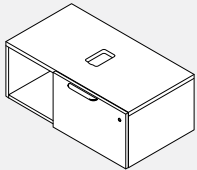
SKSLCHOR • Hinged Door with Leg Grommet, Open Cubby



- Hinged door with leg grommet on the left and open cubby on the right low storage unit. Can be used as stand-alone unit or with another low or high storage unit.
- For use with 2 legged fixed or height adjustable column kits.
- Legs or an undercarriage is required on all storage and is specified separately. Specify SKSLL for 30" wide low storage units. Specify SKSLU undercarriage for all low storage units 36"W and greater and for all high storage units regardless of width.
- Specify chassis in standard LP - low pressure laminate with corresponding 3mm PVC edging.
- Specify doors in standard LP - low pressure laminate with corresponding 3mm PVC edging.
- Specify standard metal paint finish for handles.
- Interior felt leg cover in GPH - Graphite only.
- Hinged door side is 19" wide, open cubby width is variable.
- An adjustable shelf is included for open cubby units 24" and wider.

PRODUCT CODE	PRICE LP	SIZE/INCHES			WEIGHT LBS	VOL FT ³
		H	W	D		
SKSLCHOR2030	692	14	30	20	72.13	4.70
SKSLCHOR2036	747	14	36	20	80.66	5.64
SKSLCHOR2042	864	14	42	20	100.32	6.58
SKSLCHOR2048	934	14	48	20	111.78	7.52
SKSLCHOR2054	1004	14	54	20	123.26	8.46

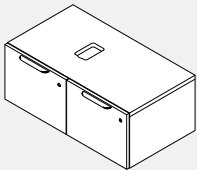
SKSLCHOL • Open Cubby, Hinged Door with Leg Grommet



- Open cubby on the left and hinged door with leg grommet on the right low storage unit. Can be used as stand-alone unit or with another low or high storage unit.
- For use with 2 legged fixed or height adjustable column kits.
- Legs or an undercarriage is required on all storage and is specified separately. Specify SKSLL for 30" wide low storage units. Specify SKSLU undercarriage for all low storage units 36"W and greater and for all high storage units regardless of width.
- Specify chassis in standard LP - low pressure laminate with corresponding 3mm PVC edging.
- Specify doors in standard LP - low pressure laminate with corresponding 3mm PVC edging.
- Specify standard metal paint finish for handles.
- Interior felt leg cover in GPH - Graphite only.
- Hinged door side is 19" wide, open cubby width is variable.
- An adjustable shelf is included for open cubby units 24" and wider.

PRODUCT CODE	PRICE LP	SIZE/INCHES			WEIGHT LBS	VOL FT ³
		H	W	D		
SKSLCHOL2030	692	14	30	20	72.13	4.70
SKSLCHOL2036	747	14	36	20	80.66	5.64
SKSLCHOL2042	864	14	42	20	100.32	6.58
SKSLCHOL2048	934	14	48	20	111.78	7.52
SKSLCHOL2054	1004	14	54	20	123.26	8.46

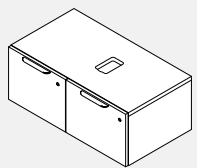
SKSLCHFR • Hinged Door with Leg Grommet, File Drawer



- Hinged door with leg grommet on the left and file drawer on the right low storage unit. Can be used as stand-alone unit or with another low or high storage unit.
- For use with 2 legged fixed or height adjustable column kits.
- Storage undercarriage is required on all storage 36"w and greater, specified separately. Specify corresponding size SKSLU.
- Specify chassis in standard LP - low pressure laminate with corresponding 3mm PVC edging.
- Specify doors in standard LP - low pressure laminate with corresponding 3mm PVC edging.
- Specify standard metal paint finish for handles.
- Interior felt leg cover in GPH - Graphite only.
- Hinged door side is always 18", file drawer width is variable.

PRODUCT CODE	PRICE LP	SIZE/INCHES			WEIGHT LBS	VOL FT ³
		H	W	D		
SKSLCHFR2036	1145	14	36	20	90.42	5.64
SKSLCHFR2042	1391	14	42	20	101.58	6.58
SKSLCHFR2048	1488	14	48	20	112.53	7.52
SKSLCHFR2054	1578	14	54	20	123.45	8.46

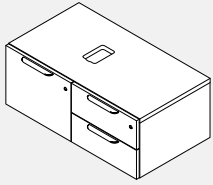
SKSLCHFL • Hinged Door, File Drawer Left, with Leg Grommet



- File drawer on the left and Hinged door with leg grommet on the right low storage unit with grommet for leg application. Can be used as stand-alone unit or with another low or high storage unit.
- For use with 2 legged fixed or height adjustable column kits.
- Storage undercarriage is required on all storage 36"w and greater, specified separately. Specify corresponding size SKSLU.
- Specify chassis in standard LP - low pressure laminate with corresponding 3mm PVC edging.
- Specify doors in standard LP - low pressure laminate with corresponding 3mm PVC edging.
- Specify standard metal paint finish for handles.
- Interior felt leg cover in GPH - Graphite only.
- Hinged door side is 18" wide, file drawer width is variable.

PRODUCT CODE	PRICE LP	SIZE/INCHES			WEIGHT LBS	VOL FT ³
		H	W	D		
SKSLCHFL2036	1145	14	36	20	90.42	5.64
SKSLCHFL2042	1391	14	42	20	101.58	6.58
SKSLCHFL2048	1488	14	48	20	112.53	7.52
SKSLCHFL2054	1578	14	54	20	123.45	8.46

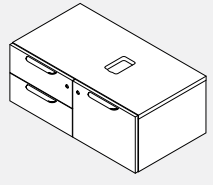
SKSLCHBR • Hinged Door with Leg Grommet, Box/Box Drawers



- Hinged door with leg grommet on the left and two box drawers on the right low storage unit. Can be used as stand-alone unit or with another low or high storage unit.
- For use with 2 legged fixed or height adjustable column kits.
- Storage undercarriage is required on all storage 36" wide and greater, specified separately. Specify corresponding size SKSLU.
- Specify chassis in standard LP - low pressure laminate with corresponding 3mm PVC edging.
- Specify doors in standard LP - low pressure laminate with corresponding 3mm PVC edging.
- Specify standard metal paint finish for handles.
- Interior felt leg cover in GPH - Graphite only.
- Hinged door side is 18" wide, box drawer width is variable.

PRODUCT CODE	PRICE LP	SIZE/INCHES			WEIGHT LBS	VOL FT ³
		H	W	D		
SKSLCHBR2036	1291	14	36	20	90.73	5.64
SKSLCHBR2042	1709	14	42	20	102.03	6.58
SKSLCHBR2048	1802	14	48	20	112.98	7.52
SKSLCHBR2054	1884	14	54	20	123.93	8.46

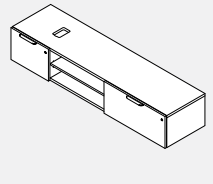
SKSLCHBL • Box/Box Drawers, Hinged Door with Leg Grommet



- Two box drawers on the left and hinged door with leg grommet on the right low storage unit. Can be used as stand-alone unit or with another low or high storage unit.
- For use with 2 legged fixed or height adjustable column kits.
- Storage undercarriage SKSLU is required on all storage 36" wide and greater, specified separately. Specify corresponding size SKSLU.
- Specify chassis in standard LP - low pressure laminate with corresponding 3mm PVC edging.
- Specify doors in standard LP - low pressure laminate with corresponding 3mm PVC edging.
- Specify standard metal paint finish for handles.
- Interior felt leg cover in GPH - Graphite only.
- Hinged door side is 18" wide, box drawer width is variable.

PRODUCT CODE	PRICE LP	SIZE/INCHES			WEIGHT LBS	VOL FT ³
		H	W	D		
SKSLCHBL2036	1291	14	36	20	90.73	5.64
SKSLCHBL2042	1709	14	42	20	102.03	6.58
SKSLCHBL2048	1802	14	48	20	112.98	7.52
SKSLCHBL2054	1884	14	54	20	123.93	8.46

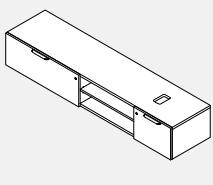
SKSLCHOFR • Hinged Door with Leg Grommet, Open Cubby, File Drawer



- Hinged door with leg grommet on the left, open cubby at the center and file drawer on the right low storage. Can be used as stand-alone unit or with another low or high storage unit.
- For use with 2 legged fixed or height adjustable column kits.
- Storage undercarriage SKSLU is required on all storage 36" wide and greater, specified separately. Specify corresponding size SKSLU.
- Specify chassis in standard LP - low pressure laminate with corresponding 3mm PVC edging.
- Specify doors in standard LP - low pressure laminate with corresponding 3mm PVC edging.
- Specify standard metal paint finish for handles.
- Interior felt leg cover in GPH - Graphite only.
- Hinged door is 19" wide for all sizes.
- 2042 and 2048 units have a 15" file drawer, open cubby width is variable.
- 2054, 2060 and E2078 units have a 24" file drawer, open cubby width is variable.
- 2066, E2072, 2078 and E2084 units have a 30" file drawer, open cubby width is variable.
- 2072 and 2084 units have a 36" file drawer, open cubby width is variable.
- An adjustable shelf is included for open cubby units 24" and wider.

PRODUCT CODE	PRICE LP	SIZE/INCHES			WEIGHT LBS	VOL FT ³
		H	W	D		
SKSLCHOFR2042	1253	14	42	20	109.68	6.58
SKSLCHOFR2048	1307	14	48	20	118.26	7.52
SKSLCHOFR2054	1570	14	54	20	130.55	8.46
SKSLCHOFR2060	1624	14	60	20	139.19	9.40
SKSLCHOFR2066	1721	14	66	20	150.11	10.34
SKSLCHOFR2072	1811	14	72	20	161.07	11.29
SKSLCHOEFR2072	1834	14	72	20	169.07	11.29
SKSLCHOFR2078	1906	14	78	20	180.73	12.23
SKSLCHOEFR2078	1877	14	78	20	181.11	12.23
SKSLCHOFR2084	1995	14	84	20	191.64	13.17
SKSLCHOEFR2084	1974	14	84	20	192.04	13.17

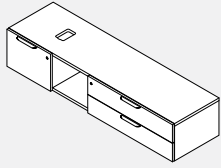
SKSLCHOFL • File Drawer, Open Cubby, Hinged Door with Leg Grommet



- File drawer on the left, open cubby at center and hinged door with leg grommet on the right low storage. Can be used as stand-alone unit or with another low or high storage unit.
- For use with 2 legged fixed or height adjustable column kits.
- Storage undercarriage SKSLU is required on all storage 36" wide and greater, specified separately. Specify corresponding size SKSLU.
- Specify chassis in standard LP - low pressure laminate with corresponding 3mm PVC edging.
- Specify doors in standard LP - low pressure laminate with corresponding 3mm PVC edging.
- Specify standard metal paint finish for handles.
- Interior felt leg cover in GPH - Graphite only.
- Hinged door is 19" wide for all sizes.
- 2042 and 2048 units have a 15" file drawer, open cubby width is variable.
- 2054, 2060 and E2078 units have a 24" file drawer, open cubby width is variable.
- 2066, E2072, 2078 and E2084 units have a 30" file drawer, open cubby width is variable.
- 2072 and 2084 units have a 36" file drawer, open cubby width is variable.
- An adjustable shelf is included for open cubby units 24" and wider.

PRODUCT CODE	PRICE LP	SIZE/INCHES			WEIGHT LBS	VOL FT ³
		H	W	D		
SKSLCHOFL2042	1253	14	42	20	109.68	6.58
SKSLCHOFL2048	1307	14	48	20	118.26	7.52
SKSLCHOFL2054	1570	14	54	20	130.55	8.46
SKSLCHOFL2060	1624	14	60	20	139.19	9.40
SKSLCHOFL2066	1721	14	66	20	150.11	10.34
SKSLCHOFL2072	1811	14	72	20	161.07	11.29
SKSLCHOEFL2072	1834	14	72	20	169.07	11.29
SKSLCHOFL2078	1906	14	78	20	180.73	12.23
SKSLCHOEFL2078	1877	14	78	20	181.11	12.23
SKSLCHOFL2084	1995	14	84	20	191.64	13.17
SKSLCHOEFL2084	1974	14	84	20	192.04	13.17

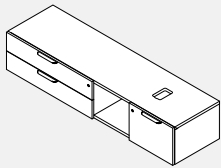
SKSLCHODR • Hinged Door with Leg Grommet, Open Cubby, Box/Box Drawer



- Hinged door with leg grommet on the left, open cubby at the center and two box drawers on the right low storage. Can be used as stand-alone unit or with another low or high storage unit.
- For use with 2 legged fixed or height adjustable column kits.
- Storage undercarriage SKSLU is required on all storage 36" wide and greater, specified separately. Specify corresponding size SKSLU.
- Specify chassis in standard LP - low pressure laminate with corresponding 3mm PVC edging.
- Specify doors in standard LP - low pressure laminate with corresponding 3mm PVC edging.
- Specify standard metal paint finish for handles.
- Interior felt leg cover in GPH - Graphite only.
- Hinged door is 19" wide for all sizes.
- 2042 and 2048 units have 15" box drawers, open cubby width is variable.
- 2054, 2060 and E2078 units have 24" box drawers, open cubby width is variable.
- 2066, E2072, 2078 and E2084 units have 30" box drawers, open cubby width is variable.
- 2072 and 2084 units have a 36" file drawer, open cubby width is variable.
- An adjustable shelf is included for open cubby units 24" and wider.

PRODUCT CODE	PRICE LP	SIZE/INCHES			WEIGHT LBS	VOL FT ³
		H	W	D		
SKSLCHODR2042	1397	14	42	20	110.31	6.58
SKSLCHODR2048	1451	14	48	20	118.89	7.52
SKSLCHODR2054	1889	14	54	20	131.33	8.46
SKSLCHODR2060	1943	14	60	20	139.98	9.40
SKSLCHODR2066	2037	14	66	20	150.90	10.34
SKSLCHODR2072	2119	14	72	20	161.88	11.29
SKSLCHODR2078	2221	14	78	20	181.52	12.23
SKSLCHODR2084	2303	14	84	20	192.46	13.17
SKSLCHODR2084	2292	14	84	20	193.12	13.17

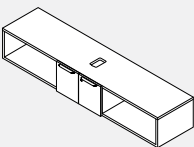
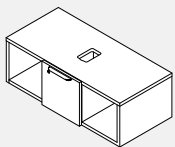
SKSLCHODL • Box/Box Drawers, Open Cubby, Hinged Door with Leg Grommet



- Two box drawers on the left, open cubby at the center and hinged door with leg grommet on the right low storage. Can be used as stand-alone unit or with another low or high storage unit.
- For use with 2 legged fixed or height adjustable column kits.
- Storage undercarriage SKSLU is required on all storage 36" wide and greater, specified separately. Specify corresponding size SKSLU.
- Specify chassis in standard LP - low pressure laminate with corresponding 3mm PVC edging.
- Specify doors in standard LP - low pressure laminate with corresponding 3mm PVC edging.
- Specify standard metal paint finish for handles.
- Interior felt leg cover in GPH - Graphite only.
- Hinged door is 19" wide for all sizes.
- 2042 and 2048 units have 15" box drawers, open cubby width is variable.
- 2054, 2060 and E2078 units have 24" box drawers, open cubby width is variable.
- 2066, E2072, 2078 and E2084 units have 30" box drawers, open cubby width is variable.
- 2072 and 2084 units have a 36" file drawer, open cubby width is variable.
- An adjustable shelf is included for open cubby units 24" and wider.

PRODUCT CODE	PRICE LP	SIZE/INCHES			WEIGHT LBS	VOL FT ³
		H	W	D		
SKSLCHODL2042	1397	14	42	20	110.31	6.58
SKSLCHODL2048	1451	14	48	20	118.89	7.52
SKSLCHODL2054	1889	14	54	20	131.33	8.46
SKSLCHODL2060	1943	14	60	20	139.98	9.40
SKSLCHODL2066	2037	14	66	20	150.90	10.34
SKSLCHODL2072	2119	14	72	20	161.88	11.29
SKSLCHODL2078	2221	14	78	20	181.52	12.23
SKSLCHODL2084	2199	14	78	20	182.18	12.23
SKSLCHODL2084	2303	14	84	20	192.46	13.17
SKSLCHODL2084	2292	14	84	20	193.12	13.17

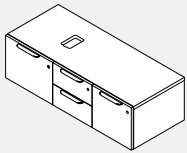
SKSLCOHO • Open Cubby, Hinged Door with Leg Grommet, Open Cubby



- Open cubby on left and right and hinged door with leg grommet at the center low storage unit. Can be used as stand-alone unit or with another low or high storage unit.
- For use with 2 legged fixed or height adjustable column kits.
- Storage undercarriage SKSLU is required on all storage 36" wide and greater, specified separately. Specify corresponding size SKSLU.
- Specify chassis in standard LP - low pressure laminate with corresponding 3mm PVC edging.
- Specify doors in standard LP - low pressure laminate with corresponding 3mm PVC edging.
- Specify standard metal paint finish for handles.
- Interior felt leg cover in GPH - Graphite only.
- 2042 has a 14" hinged door with leg grommet, open cubby widths are variable.
- 2048 and 2084 units have a 24" hinged door with leg grommet, open cubby widths are variable.
- 2054, 2060, 2066, 2072 and 2078 units have a 30" hinged door with leg grommet, remainder are the open cubbies.
- An adjustable shelf is included for open cubby units 24" and wider.

PRODUCT CODE	PRICE LP	SIZE/INCHES			WEIGHT LBS	VOL FT ³
		H	W	D		
SKSLCOHO2042	806	14	42	20	94.55	6.58
SKSLCOHO2048	1037	14	48	20	108.42	7.52
SKSLCOHO2054	1108	14	54	20	119.38	8.46
SKSLCOHO2060	1163	14	60	20	128.02	9.40
SKSLCOHO2066	1217	14	66	20	136.57	10.34
SKSLCOHO2072	1272	14	72	20	145.18	11.29
SKSLCOHO2078	1389	14	78	20	164.80	12.23
SKSLCOHO2084	1441	14	84	20	173.85	13.17

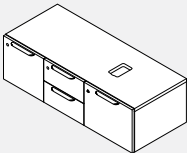
SKSLCHBFR • Hinged Door with Leg Grommet, Box/Box Drawers, File Drawer



- Hinged door with leg grommet on the left, two box drawers at the center and a file drawer on the right low storage unit. Can be used as stand-alone unit or with another low or high storage unit.
- For use with 2 legged fixed or height adjustable column kits.
- Storage undercarriage SKSLU is required on all storage 36" wide and greater, specified separately. Specify corresponding size SKSLU.
- Specify chassis in standard LP - low pressure laminate with corresponding 3mm PVC edging.
- Specify doors/drawers in standard LP - low pressure laminate with corresponding 3mm PVC edging.
- Specify standard metal paint finish for handles.
- Interior felt leg cover in GPH - Graphite only.
- Hinged door is 19" wide for all sizes.
- 2048 has 15" box and file drawers.
- 2066 and 2072 have 24" box drawers, 2078 and 2084 have 30" box drawers.
- 2066 has a 24" file drawer, 2072 and 2078 have 30" file drawer and 2084 has a 36" file drawer.

PRODUCT CODE	PRICE LP	SIZE/INCHES				WEIGHT LBS	VOL FT ³
		H	W	D	D		
SKSLCHBFR2048	1828	14	48	20	126.76	7.52	
SKSLCHBFR2066	2582	14	66	20	160.09	10.34	
SKSLCHBFR2072	2680	14	72	20	171.07	11.29	
SKSLCHBFR2078	2773	14	78	20	182.04	12.23	
SKSLCHBFR2084	2863	14	84	20	192.95	13.17	

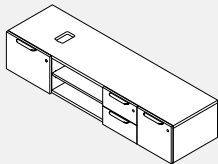
SKSLCHBFL • File Drawer, Box/Box Drawers, Hinged Door with Leg Grommet



- File drawer on the left, two box drawers at the center and a hinged door with leg grommet on the right low storage unit. Can be used as stand-alone unit or with another low or high storage unit.
- For use with 2 legged fixed or height adjustable column kits.
- Storage undercarriage SKSLU is required on all storage 36" wide and greater, specified separately. Specify corresponding size SKSLU.
- Specify chassis in standard LP - low pressure laminate with corresponding 3mm PVC edging.
- Specify doors/drawers in standard LP - low pressure laminate with corresponding 3mm PVC edging.
- Specify standard metal paint finish for handles. Specify standard metal paint finish for handles.
- Interior felt leg cover in GPH - Graphite only.
- Hinged door is 19" wide for all sizes.
- 2048 has 15" box and file drawers.
- 2066 and 2072 have 24" box drawers, 2078 and 2084 have 30" box drawers.
- 2066 has a 24" file drawer, 2072 and 2078 have 30" file drawer and 2084 has a 36" file drawer.
- An adjustable shelf is included for open cubby units 24" and wider.

PRODUCT CODE	PRICE LP	SIZE/INCHES				WEIGHT LBS	VOL FT ³
		H	W	D	D		
SKSLCHBFL2048	1828	14	48	20	126.76	7.52	
SKSLCHBFL2066	2582	14	66	20	160.09	10.34	
SKSLCHBFL2072	2680	14	72	20	171.07	11.29	
SKSLCHBFL2078	2773	14	78	20	182.04	12.23	
SKSLCHBFL2084	2863	14	84	20	192.95	13.17	

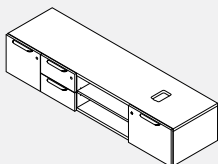
SKSLCHOBFR • Hinged Door with Leg Grommet, Open Cubby, Box/Box Drawers, File Drawer



- Hinged door with leg grommet on the left, open cubby and two box drawers at the center and a file drawer on the right low storage unit. Can be used as stand-alone unit or with another low or high storage unit.
- For use with 2 legged fixed or height adjustable column kits.
- Storage undercarriage SKSLU is required on all storage 36" wide and greater, specified separately. Specify corresponding size SKSLU.
- Specify chassis in standard LP - low pressure laminate with corresponding 3mm PVC edging.
- Specify doors/drawers in standard LP - low pressure laminate with corresponding 3mm PVC edging.
- Specify standard metal paint finish for handles.
- Interior felt leg cover in GPH - Graphite only.
- Hinged door is 19" wide for all sizes.
- Box and file drawers are 15" wide for all sizes.
- Open cubby width is variable.
- An adjustable shelf is included for open cubby units 24" and wider.

PRODUCT CODE	PRICE LP	SIZE/INCHES				WEIGHT LBS	VOL FT ³
		H	W	D	D		
SKSLCHOBFR2060	1972	14	60	20	149.96	9.40	
SKSLCHOBFR2066	2027	14	66	20	158.50	10.34	
SKSLCHOBFR2072	2144	14	72	20	178.13	11.29	
SKSLCHOBFR2078	2213	14	78	20	189.60	12.23	
SKSLCHOBFR2084	2284	14	84	20	201.07	13.17	

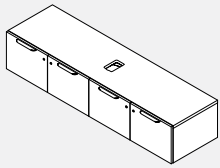
SKSLCHOBFL • File Drawer, Box/Box Drawers, Open Cubby, Hinged Door with Leg Grommet



- File drawer on the left, two box drawers and open cubby at the center and a hinged door with leg grommet on the right low storage unit. Can be used as stand-alone unit or with another low or high storage unit.
- For use with 2 legged fixed or height adjustable column kits.
- Storage undercarriage SKSLU is required on all storage 36" wide and greater, specified separately. Specify corresponding size SKSLU.
- Specify chassis in standard LP - low pressure laminate with corresponding 3mm PVC edging.
- Specify doors/drawers in standard LP - low pressure laminate with corresponding 3mm PVC edging.
- Specify standard metal paint finish for handles.
- Interior felt leg cover in GPH - Graphite only.
- Hinged door is 19" wide for all sizes.
- Box and file drawers are 15" wide for all sizes.
- Open cubby width is variable.
- An adjustable shelf is included for open cubby units 24" and wider.

PRODUCT CODE	PRICE LP	SIZE/INCHES				WEIGHT LBS	VOL FT ³
		H	W	D	D		
SKSLCHOBFL2060	1972	14	60	20	149.96	9.40	
SKSLCHOBFL2066	2027	14	66	20	158.50	10.34	
SKSLCHOBFL2072	2144	14	72	20	178.13	11.29	
SKSLCHOBFL2078	2213	14	78	20	189.60	12.23	
SKSLCHOBFL2084	2284	14	84	20	201.07	13.17	

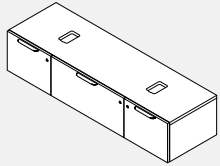
SKSLCHDG • Hinged Doors with Leg Grommet



- Hinged door low storage unit, leg grommet at the center. Can be used as stand-alone unit or with another low or high storage unit.
- For use with 2 legged fixed or height adjustable column kits.
- Storage undercarriage SKSLU is required on all storage 36" wide and greater, specified separately. Specify corresponding size SKSLU.
- Specify chassis in standard LP - low pressure laminate with corresponding 3mm PVC edging.
- Specify doors in standard LP - low pressure laminate with corresponding 3mm PVC edging.
- Specify standard metal paint finish for handles.
- Interior felt leg cover in GPH - Graphite only.
- 72" wide unit has 4 doors and the 78" and 84" wide units have 5 doors.

PRODUCT CODE	PRICE LP	SIZE/INCHES			WEIGHT LBS	VOL FT ³
		H	W	D		
SKSLCHDG2072	1690	14	72	20	164.74	11.29
SKSLCHDG2078	2051	14	78	20	210.44	12.23
SKSLCHDG2084	2135	14	84	20	223.71	13.17

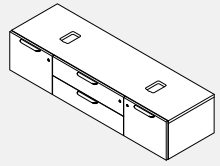
SKSLCHFH • Hinged Door with Leg Grommet, File Drawer, Hinged Door with Leg Grommet



- Hinged door with leg grommet on the left, a file drawer at the center and a hinged door with leg grommet on the right low storage unit. Can be used as stand-alone unit or with another low or high storage unit.
- For use with 3 legged fixed or height adjustable column kits.
- Storage undercarriage SKSLU is required on all storage 36" wide and greater, specified separately. Specify corresponding size SKSLU.
- Specify chassis in standard LP - low pressure laminate with corresponding 3mm PVC edging.
- Specify doors/drawers in standard LP - low pressure laminate with corresponding 3mm PVC edging.
- Specify standard metal paint finish for handles.
- Interior felt leg cover in GPH - Graphite only.
- Hinged door is 18" wide on each side for all sizes. File drawer width is variable.

PRODUCT CODE	PRICE LP	SIZE/INCHES			WEIGHT LBS	VOL FT ³
		H	W	D		
SKSLCHFH2060	1834	14	60	20	143.42	9.40
SKSLCHFH2066	1931	14	66	20	154.33	10.34
SKSLCHFH2072	2021	14	72	20	165.29	11.29

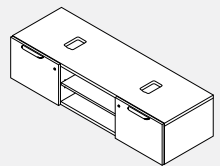
SKSLCHBH • Hinged Door with Leg Grommet, Box/Box Drawers, Hinged Door with Leg Grommet



- Hinged door with leg grommet on the left, two box drawers at the center and a hinged door with leg grommet on the right low storage unit. Can be used as stand-alone unit or with another low or high storage unit.
- For use with 3 legged fixed or height adjustable column kits.
- Storage undercarriage SKSLU is required on all storage 36" wide and greater, specified separately. Specify corresponding size SKSLU.
- Specify chassis in standard LP - low pressure laminate with corresponding 3mm PVC edging.
- Specify doors/drawers in standard LP - low pressure laminate with corresponding 3mm PVC edging.
- Specify standard metal paint finish for handles.
- Interior felt leg cover in GPH - Graphite only.
- Hinged door is 18" wide on each side for all sizes. Box drawer width is variable.

PRODUCT CODE	PRICE LP	SIZE/INCHES			WEIGHT LBS	VOL FT ³
		H	W	D		
SKSLCHBH2060	2153	14	60	20	144.01	9.40
SKSLCHBH2066	2246	14	66	20	154.93	10.34
SKSLCHBH2072	2329	14	72	20	165.92	11.29

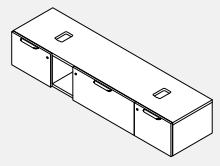
SKSLCHOH • Hinged Door with Leg Grommet, Open Cubby, Hinged Door with Leg Grommet



- Hinged door with leg grommet on the left, an open cubby at the center and a hinged door with leg grommet on the right low storage unit. Can be used as stand-alone unit or with another low or high storage unit.
- For use with 3 legged fixed or height adjustable column kits.
- Storage undercarriage SKSLU is required on all storage 36" wide and greater, specified separately. Specify corresponding size SKSLU.
- Specify chassis in standard LP - low pressure laminate with corresponding 3mm PVC edging.
- Specify doors/drawers in standard LP - low pressure laminate with corresponding 3mm PVC edging.
- Specify standard metal paint finish for handles.
- Interior felt leg cover in GPH - Graphite only.
- Hinged door is 19" wide on each side for all sizes. Open cubby width is variable.
- An adjustable shelf is included for open cubby units 24" and wider.

PRODUCT CODE	PRICE LP	SIZE/INCHES			WEIGHT LBS	VOL FT ³
		H	W	D		
SKSLCHOH2060	1309	14	60	20	142.21	9.40
SKSLCHOH2066	1378	14	66	20	153.63	10.34
SKSLCHOH2072	1449	14	72	20	165.13	11.29

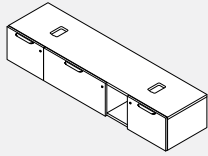
SKSLCHOFHR • Hinged Doors with Leg Grommet, Open Cubby, File Drawer, Hinged Door with Leg Grommet



- Hinged door with leg grommet on the left, open cubby and file drawer at the center and a hinged door with leg grommet on the right low storage unit. Can be used as stand-alone unit or with another low or high storage unit.
- For use with 3 legged fixed or height adjustable column kits.
- Storage undercarriage SKSLU is required on all storage 36" wide and greater, specified separately. Specify corresponding size SKSLU.
- Specify chassis in standard LP - low pressure laminate with corresponding 3mm PVC edging.
- Specify doors/drawers in standard LP - low pressure laminate with corresponding 3mm PVC edging.
- Specify standard metal paint finish for handles.
- Interior felt leg cover in GPH - Graphite only.
- Hinged door is 18" wide on each side for all sizes.
- Lateral file is 30" wide, open cubby width is variable.

PRODUCT CODE	PRICE LP	SIZE/INCHES			WEIGHT LBS	VOL FT ³
		H	W	D		
SKSLCHOFHR2078	2075	14	78	20	177.52	12.23
SKSLCHOFHR2084	2130	14	84	20	186.08	13.17

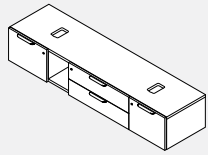
SKSLCHOFHL • Hinged Doors with Leg Grommet, File Drawer, Open Cubby, Hinged Door with Leg Grommet



- Hinged door with leg grommet on the left, file drawer and open cubby at the center and a hinged door with leg grommet on the right low storage unit. Can be used as stand-alone unit or with another low or high storage unit.
- For use with 3 legged fixed or height adjustable column kits.
- Storage undercarriage SKSLU is required on all storage 36" wide and greater, specified separately. Specify corresponding size SKSLU.
- Specify chassis in standard LP - low pressure laminate with corresponding 3mm PVC edging.
- Specify doors/drawers in standard LP - low pressure laminate with corresponding 3mm PVC edging.
- Specify standard metal paint finish for handles.
- Interior felt leg cover in GPH - Graphite only.
- Hinged door is 18" wide on each side for all sizes.
- Lateral file is 30" wide, open cubby width is variable.

PRODUCT CODE	PRICE LP	SIZE/INCHES			WEIGHT LBS	VOL FT ³
		H	W	D		
SKSLCHOFHL2078	2075	14	78	20	177.52	12.23
SKSLCHOFHL2084	2130	14	84	20	186.08	13.17

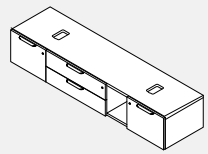
SKSLCHOBHR • Hinged Doors with Leg Grommet, Open Cubby, Box/Box Drawers, Hinged Door with Leg Grommet



- Hinged door with leg grommet on the left, open cubby and two box drawers at the center and a hinged door with leg grommet on the right low storage unit. Can be used as stand-alone unit or with another low or high storage unit.
- For use with 3 legged fixed or height adjustable column kits.
- Storage undercarriage SKSLU is required on all storage 36" wide and greater, specified separately. Specify corresponding size SKSLU.
- Specify chassis in standard LP - low pressure laminate with corresponding 3mm PVC edging.
- Specify doors/drawers in standard LP - low pressure laminate with corresponding 3mm PVC edging.
- Specify standard metal paint finish for handles.
- Interior felt leg cover in GPH - Graphite only.
- Hinged door is 18" wide on each side for all sizes.
- Box drawers are 30" wide, open cubby width is variable.

PRODUCT CODE	PRICE LP	SIZE/INCHES			WEIGHT LBS	VOL FT ³
		H	W	D		
SKSLCHOBHR2078	2390	14	78	20	178.11	12.23
SKSLCHOBHR2084	2445	14	84	20	186.68	13.17

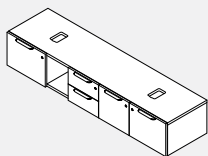
SKSLCHOBHL • Hinged Doors with Leg Grommet, Box/Box Drawers, Open Cubby, Hinged Door with Leg Grommet



- Hinged door with leg grommet on the left, two box drawers and open cubby at the center and a hinged door with leg grommet on the right low storage unit. Can be used as stand-alone unit or with another low or high storage unit.
- For use with 3 legged fixed or height adjustable column kits.
- Storage undercarriage SKSLU is required on all storage 36" wide and greater, specified separately. Specify corresponding size SKSLU.
- Specify chassis in standard LP - low pressure laminate with corresponding 3mm PVC edging.
- Specify doors/drawers in standard LP - low pressure laminate with corresponding 3mm PVC edging.
- Specify standard metal paint finish for handles.
- Interior felt leg cover in GPH - Graphite only.
- Hinged door is 18" wide on each side for all sizes.
- Box drawers are 30" wide, open cubby width is variable.

PRODUCT CODE	PRICE LP	SIZE/INCHES			WEIGHT LBS	VOL FT ³
		H	W	D		
SKSLCHOBHL2078	2390	14	78	20	178.11	12.23
SKSLCHOBHL2084	2445	14	84	20	186.68	13.17

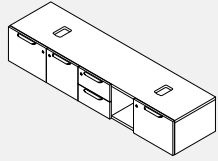
SKSLCHOBFHR • Hinged Doors with Leg Grommet, Open Cubby, Box/Box Drawers, File Drawer, Hinged Door with Leg Grommet



- Hinged door with leg grommet on the left, open cubby, two box drawers and file drawer at the center and a hinged door with leg grommet on the right low storage unit. Can be used as stand-alone unit or with another low or high storage unit.
- For use with 3 legged fixed or height adjustable column kits.
- Storage undercarriage SKSLU is required on all storage 36" wide and greater, specified separately. Specify corresponding size SKSLU.
- Specify chassis in standard LP - low pressure laminate with corresponding 3mm PVC edging.
- Specify doors/drawers in standard LP - low pressure laminate with corresponding 3mm PVC edging.
- Specify standard metal paint finish for handles.
- Interior felt leg cover in GPH - Graphite only.
- Hinged door is 18" wide on each side for all sizes.
- File and box drawers are 15" wide, open cubby width is variable.

PRODUCT CODE	PRICE LP	SIZE/INCHES			WEIGHT LBS	VOL FT ³
		H	W	D		
SKSLCHOBFHR2078	2416	14	78	20	191.89	12.23
SKSLCHOBFHR2084	2471	14	84	20	200.45	13.17

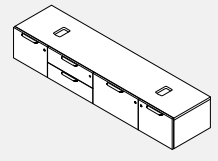
SKSLCHOBFHL • Hinged Doors with Leg Grommet, File Drawer, Box/Box Drawers, Open Cubby, Hinged Door with Leg Grommet



- Hinged door with leg grommet on the left, file drawer, two box drawers and open cubby at the center and a hinged door with leg grommet on the right low storage unit.
- Can be used as stand-alone unit or with another low or high storage unit.
- For use with 3 legged fixed or height adjustable column kits.
- Storage undercarriage SKSLU is required on all storage 36" wide and greater, specified separately. Specify corresponding size SKSLU.
- Specify chassis in standard LP - low pressure laminate with corresponding 3mm PVC edging.
- Specify doors/drawers in standard LP - low pressure laminate with corresponding 3mm PVC edging.
- Specify standard metal paint finish for handles.
- Interior felt leg cover in GPH - Graphite only.
- Hinged door is 18" wide on each side for all sizes.
- File and box drawers are 15" wide, open cubby width is variable.

PRODUCT CODE	PRICE LP	SIZE/INCHES			D	WEIGHT LBS	VOL FT ³
		H	W				
SKSLCHOFBHL2078	2416	14	78		20	191.89	12.23
SKSLCHOFBHL2084	2471	14	84		20	200.45	13.17

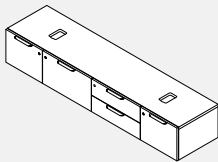
SKSLCHBFHR • Hinged Door with Leg Grommet, Box/Box Drawers, File Drawer, Hinged Door with Leg Grommet



- Hinged door with leg grommet on the left, two box drawers and file drawer at the center and a hinged door with leg grommet on the right low storage unit.
- Can be used as stand-alone unit or with another low or high storage unit.
- For use with 3 legged fixed or height adjustable column kits.
- Storage undercarriage SKSLU is required on all storage 36" wide and greater, specified separately. Specify corresponding size SKSLU.
- Specify chassis in standard LP - low pressure laminate with corresponding 3mm PVC edging.
- Specify doors/drawers in standard LP - low pressure laminate with corresponding 3mm PVC edging.
- Specify standard metal paint finish for handles.
- Interior felt leg cover in GPH - Graphite only.
- Hinged door is 18" wide on each side for all sizes.
- File and box drawers are 24" wide, open cubby width is variable.
- 18" hinged door, 24" box/box drawers, 24" file drawer, 18" hinged door

PRODUCT CODE	PRICE LP	SIZE/INCHES			D	WEIGHT LBS	VOL FT ³
		H	W				
SKSLCHBFHR2084	3026	14	84		20	202.04	13.17

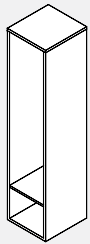
SKSLCHBFHL • Hinged Door with Leg Grommet, File Drawer, Box/Box Drawers, Hinged Door with Leg Grommet



- Hinged door with leg grommet on the left, file drawer and two box drawers at the center and a hinged door with leg grommet on the right low storage unit.
- Can be used as stand-alone unit or with another low or high storage unit.
- For use with 3 legged fixed or height adjustable column kits.
- Storage undercarriage SKSLU is required on all storage 36" wide and greater, specified separately. Specify corresponding size SKSLU.
- Specify chassis in standard LP - low pressure laminate with corresponding 3mm PVC edging.
- Specify doors/drawers in standard LP - low pressure laminate with corresponding 3mm PVC edging.
- Specify standard metal paint finish for handles.
- Interior felt leg cover in GPH - Graphite only.
- Hinged door is 18" wide on each side for all sizes.
- File and box drawers are 24" wide, open cubby width is variable.

PRODUCT CODE	PRICE LP	SIZE/INCHES			D	WEIGHT LBS	VOL FT ³
		H	W				
SKSLCHFBHL2084	3026	14	84		20	202.04	13.17

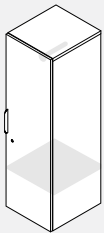
SKSHO • Open Cubby High Storage



- Open cubby high storage unit with bottom shelf and coat hook/coat rail.
- Units 18" wide have one coat hook and remaining units have a coat rail installed at the back panel.
- Specify a corresponding size SKSLU undercarriage separately. 18" and 24" wide units are not intended to be freestanding, must be specified in conjunction with a low storage unit on an appropriate undercarriage OR ganged or anchored to another unit or fixed element.
- Specify chassis in standard LP - low pressure laminate with corresponding 3mm PVC edging.
- Specify standard metal paint finish for coat hook/coat rail.
- Shelf opening is 12.6"

PRODUCT CODE	PRICE LP	SIZE / INCHES			D	WEIGHT		VOL FT ³
		H	W			LBS		
SKSHO5418	802	48	18		20	99.58	9.65	
SKSHO6018	854	54	18		20	108.77	10.85	
SKSHO6618	907	60	18		20	118.02	12.06	
SKSHO6624	1320	60	24		20	138.51	16.08	
SKSHO6630	1428	60	30		20	157.76	20.10	
SKSHO6636	1537	60	36		20	176.93	24.11	
SKSHO7218	959	66	18		20	127.21	13.26	
SKSHO7224	1377	66	24		20	148.71	17.68	
SKSHO7230	1491	66	30		20	168.98	22.10	
SKSHO7236	1604	66	36		20	189.14	26.52	
SKSHO7818	1011	72	18		20	136.43	14.47	
SKSHO7824	1434	72	24		20	158.92	19.29	
SKSHO7830	1553	72	30		20	180.20	24.11	
SKSHO7836	1671	72	36		20	201.36	28.93	

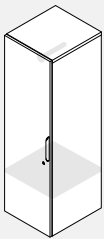
SKSHR • High Storage Hinged Door - Right



- Right hand hinged door high storage unit with bottom shelf and coat hook.
- Units have one coat hook installed at the back panel.
- Specify a corresponding size SKSLU undercarriage separately. 18" and 24" wide units are not intended to be freestanding, must be specified in conjunction with a low storage unit on an appropriate undercarriage OR ganged or anchored to another unit or fixed element.
- Specify chassis in standard LP - low pressure laminate with corresponding 3mm PVC edging.
- Specify doors in standard LP - low pressure laminate with corresponding 3mm PVC edging.
- Specify standard metal paint finish for coat hook.
- Shelf opening is 12.6"

PRODUCT CODE	PRICE LP	SIZE / INCHES			D	WEIGHT		VOL FT ³
		H	W			LBS		
SKSHR5418	1141	48	18		20	125.54	9.65	
SKSHR6018	1214	54	18		20	137.74	10.85	
SKSHR6618	1286	60	18		20	150.03	12.06	
SKSHR7218	1358	66	18		20	162.24	13.26	
SKSHR7818	1431	72	18		20	174.48	14.47	

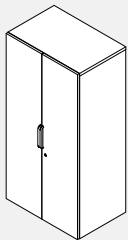
SKSHL • High Storage Hinged Door - Left



- Left hand hinged door high storage unit with bottom shelf and coat hook.
- Units have one coat hook installed at the back panel.
- Specify a corresponding size SKSLU undercarriage separately. 18" and 24" wide units are not intended to be freestanding, must be specified in conjunction with a low storage unit on an appropriate undercarriage OR ganged or anchored to another unit or fixed element.
- Specify chassis in standard LP - low pressure laminate with corresponding 3mm PVC edging.
- Specify doors in standard LP - low pressure laminate with corresponding 3mm PVC edging.
- Specify standard metal paint finish for coat hook.
- Shelf opening is 12.6"

PRODUCT CODE	PRICE LP	SIZE / INCHES			D	WEIGHT		VOL FT ³
		H	W			LBS		
SKSHL5418	1141	48	18		20	120.45	9.01	
SKSHL6018	1214	54	18		20	132.22	10.13	
SKSHL6618	1286	60	18		20	144.10	11.26	
SKSHL7218	1358	66	18		20	155.86	12.38	
SKSHL7818	1431	72	18		20	167.70	13.51	

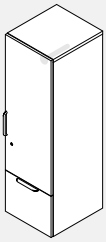
SKSHH • High Storage Hinged Door



- Double hinged door high storage unit with bottom shelf and coat hook/coat rail.
- Units have a coat rail installed at the back panel.
- Specify a corresponding size SKSLU undercarriage separately. 18" and 24" wide units are not intended to be freestanding, must be specified in conjunction with a low storage unit on an appropriate undercarriage OR ganged or anchored to another unit or fixed element.
- Specify chassis in standard LP - low pressure laminate with corresponding 3mm PVC edging.
- Specify doors in standard LP - low pressure laminate with corresponding 3mm PVC edging.
- Specify standard metal paint finish for coat rail.
- Shelf opening is 12.6"

PRODUCT CODE	PRICE LP	SIZE / INCHES			D	WEIGHT		VOL FT ³
		H	W			LBS		
SKSHH6624	1915	60	24		20	181.77	16.08	
SKSHH6630	2080	60	30		20	211.09	20.10	
SKSHH6636	2244	60	36		20	240.37	24.11	
SKSHH7224	2003	66	24		20	196.01	17.68	
SKSHH7230	2177	66	30		20	227.37	22.10	
SKSHH7236	2351	66	36		20	258.62	26.52	
SKSHH7824	2090	72	24		20	210.22	19.29	
SKSHH7830	2274	72	30		20	243.61	24.11	
SKSHH7836	2458	72	36		20	276.87	28.93	

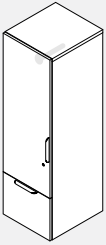
SKSHRF • Hinged Door - Right with File Drawer



- Right hand hinged door high storage unit with bottom file drawer and coat hook.
- Units have one coat hook installed at the back panel.
- Specify a corresponding size SKSLU undercarriage separately. 18" and 24" wide units are not intended to be freestanding, must be specified in conjunction with a low storage unit on an appropriate undercarriage OR ganged or anchored to another unit or fixed element.
- Specify chassis in standard LP - low pressure laminate with corresponding 3mm PVC edging.
- Specify doors/drawers in standard LP - low pressure lamins with corresponding 3mm PVC edging.
- Specify standard metal paint finish for coat hook.

PRODUCT CODE	PRICE LP	SIZE / INCHES			D	WEIGHT LBS	VOL FT ³
		H	W	D			
SKSHRF5418	1515	48	18	20	128.02	9.65	
SKSHRF6018	1587	54	18	20	140.25	10.85	
SKSHRF6618	1710	60	18	20	153.08	12.06	
SKSHRF7218	1782	66	18	20	165.28	13.26	
SKSHRF7818	1854	72	18	20	177.54	14.47	

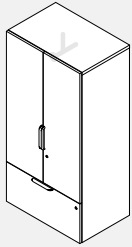
SKSHRL • Hinged Door - Left with File Drawer



- Left hand hinged door high storage unit with bottom shelf and coat hook.
- Units have one coat hook installed at the back panel.
- Specify a corresponding size SKSLU undercarriage separately. 18" and 24" wide units are not intended to be freestanding, must be specified in conjunction with a low storage unit on an appropriate undercarriage OR ganged or anchored to another unit or fixed element.
- Specify chassis in standard LP - low pressure laminate with corresponding 3mm PVC edging.
- Specify doors/drawers in standard LP - low pressure lamins with corresponding 3mm PVC edging.
- Specify standard metal paint finish for coat hook.

PRODUCT CODE	PRICE LP	SIZE / INCHES			D	WEIGHT LBS	VOL FT ³
		H	W	D			
SKSHRL5418	1515	48	18	20	128.02	9.65	
SKSHRL6018	1587	54	18	20	140.25	10.85	
SKSHRL6618	1710	60	18	20	153.08	12.06	
SKSHRL7218	1782	66	18	20	165.28	13.26	
SKSHRL7818	1854	72	18	20	177.54	14.47	

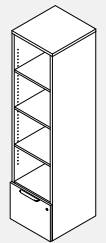
SKSHHF • Hinged Doors with File Drawer



- Double hinged door high storage unit with bottom file drawer and coat rail.
- Units have a coat rail installed at the back panel.
- Specify a corresponding size SKSLU undercarriage separately. 18" and 24" wide units are not intended to be freestanding, must be specified in conjunction with a low storage unit on an appropriate undercarriage OR ganged or anchored to another unit or fixed element.
- Specify chassis in standard LP - low pressure laminate with corresponding 3mm PVC edging.
- Specify doors/drawers in standard LP - low pressure lamins with corresponding 3mm PVC edging.
- Specify standard metal paint finish for coat rail.

PRODUCT CODE	PRICE LP	SIZE / INCHES			D	WEIGHT LBS	VOL FT ³
		H	W	D			
SKSHHF6624	2432	60	24	20	184.06	16.08	
SKSHHF6630	2627	60	30	20	213.43	20.10	
SKSHHF6636	2814	60	36	20	242.66	24.11	
SKSHHF7224	2519	66	24	20	198.30	17.68	
SKSHHF7230	2724	66	30	20	229.67	22.10	
SKSHHF7236	2921	66	36	20	260.91	26.52	
SKSHHF7824	2606	72	24	20	212.55	19.29	
SKSHHF7830	2821	72	30	20	245.94	24.11	
SKSHHF7836	3029	72	36	20	279.20	28.93	

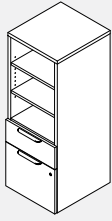
SKSHOF • Open Cubby with File Drawer



- Open cubby high storage unit with bottom file drawer and adjustable shelves.
- 54" to 72" high storage units have two adjustable shelves and 78" high units have three adjustable shelves.
- Specify a corresponding size SKSLU undercarriage separately. 18" and 24" wide units are not intended to be freestanding, must be specified in conjunction with a low storage unit on an appropriate undercarriage OR ganged or anchored to another unit or fixed element.
- Specify chassis in standard LP - low pressure laminate with corresponding 3mm PVC edging.
- Specify drawers in standard LP- low pressure laminate with corresponding 3mm PVC edging.
- Specify standard metal paint finish for handle.

PRODUCT CODE	PRICE LP	SIZE / INCHES			D	WEIGHT LBS	VOL FT ³
		H	W	D			
SKSHOF5418	1107	48	18	20	123.83	9.65	
SKSHOF5424	1427	48	24	20	149.33	12.86	
SKSHOF5430	1598	48	30	20	174.69	16.08	
SKSHOF5436	1764	48	36	20	199.95	19.30	
SKSHOF6018	1159	54	18	20	133.02	10.85	
SKSHOF6024	1484	54	24	20	159.53	14.47	
SKSHOF6030	1660	54	30	20	185.89	18.09	
SKSHOF6036	1831	54	36	20	212.16	21.71	
SKSHOF6618	1211	60	18	20	142.27	12.06	
SKSHOF6624	1542	60	24	20	169.80	16.08	
SKSHOF6630	1723	60	30	20	197.16	20.10	
SKSHOF6636	1899	60	36	20	224.45	24.11	
SKSHOF7218	1263	66	18	20	151.46	13.26	
SKSHOF7224	1599	66	24	20	180.00	17.68	
SKSHOF7230	1786	66	30	20	208.38	22.10	
SKSHOF7236	1967	66	36	20	236.66	26.52	
SKSHOF7818	1361	72	18	20	168.36	14.47	
SKSHOF7824	1717	72	24	20	200.75	19.29	
SKSHOF7830	1923	72	30	20	233.01	24.11	
SKSHOF7836	2126	72	36	20	265.18	28.93	

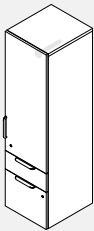
SKSHOBF • Open Cubby with Box, File Drawer



- Open cubby high storage unit with bottom box and file drawers and adjustable shelves.
- 54" to 72" high storage units have two adjustable shelves and 78" high units have three adjustable shelves.
- Specify a corresponding size SKSLU undercarriage separately. 18" and 24" wide units are not intended to be freestanding, must be specified in conjunction with a low storage unit on an appropriate undercarriage OR ganged or anchored to another unit or fixed element.
- Specify chassis in standard LP - low pressure laminate with corresponding 3mm PVC edging.
- Specify drawers in standard LP- low pressure laminate with corresponding 3mm PVC edging.
- Specify standard metal paint finish for handle.

PRODUCT CODE	PRICE LP	SIZE / INCHES			D	WEIGHT LBS	VOL FT ³
		H	W				
SKSHOBF5418	1348	48	18		20	127.21	9.65
SKSHOBF5424	1849	48	24		20	154.04	12.86
SKSHOBF5430	2040	48	30		20	180.60	16.08
SKSHOBF5436	2220	48	36		20	207.04	19.30
SKSHOBF6018	1400	54	18		20	136.40	10.85
SKSHOBF6024	1907	54	24		20	164.24	14.47
SKSHOBF6030	2103	54	30		20	191.79	18.09
SKSHOBF6036	2287	54	36		20	219.25	21.71
SKSHOBF6618	1452	60	18		20	145.65	12.06
SKSHOBF6624	1964	60	24		20	174.51	16.08
SKSHOBF6630	2165	60	30		20	203.06	20.10
SKSHOBF6636	2355	60	36		20	231.53	24.11
SKSHOBF7218	1504	66	18		20	154.84	13.26
SKSHOBF7224	2022	66	24		20	184.71	17.68
SKSHOBF7230	2228	66	30		20	214.28	22.10
SKSHOBF7236	2423	66	36		20	243.75	26.52
SKSHOBF7818	1602	72	18		20	171.74	14.47
SKSHOBF7824	2139	72	24		20	205.47	19.29
SKSHOBF7830	2365	72	30		20	238.92	24.11
SKSHOBF7836	2582	72	36		20	272.27	28.93

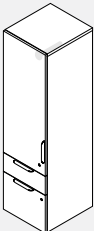
SKSHRBF • Hinged Door - Right with Box File Drawer



- Right hand hinged door high storage unit with bottom box and file drawers and coat hook.
- Units have one coat hook installed at the back panel.
- Specify a corresponding size SKSLU undercarriage separately. 18" and 24" wide units are not intended to be freestanding, must be specified in conjunction with a low storage unit on an appropriate undercarriage OR ganged or anchored to another unit or fixed element.
- Specify chassis in standard LP - low pressure laminate with corresponding 3mm PVC edging.
- Specify doors/drawers in standard LP - low pressure lamins with corresponding 3mm PVC edging.
- Specify standard metal paint finish for handle and coat hook.

PRODUCT CODE	PRICE LP	SIZE / INCHES			D	WEIGHT LBS	VOL FT ³
		H	W				
SKSHRBF6618	1828	60	18		20	151.98	12.06
SKSHRBF7218	1925	66	18		20	164.46	13.26
SKSHRBF7818	1997	72	18		20	176.70	14.47

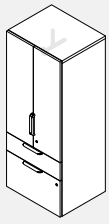
SKSHLBF • Hinged Door - Left with Box File Drawer



- Left hand hinged door high storage unit with bottom box and file drawers and coat hook/coat rail.
- Units have one coat hook installed at the back panel.
- Specify a corresponding size SKSLU undercarriage separately. 18" and 24" wide units are not intended to be freestanding, must be specified in conjunction with a low storage unit on an appropriate undercarriage OR ganged or anchored to another unit or fixed element.
- Specify chassis in standard LP - low pressure laminate with corresponding 3mm PVC edging.
- Specify doors/drawers in standard LP - low pressure lamins with corresponding 3mm PVC edging.
- Specify standard metal paint finish for handle and coat hook.

PRODUCT CODE	PRICE LP	SIZE / INCHES			D	WEIGHT LBS	VOL FT ³
		H	W				
SKSHLBF6618	1828	60	18		20	151.98	12.06
SKSHLBF7218	1925	66	18		20	164.46	13.26
SKSHLBF7818	1997	72	18		20	176.70	14.47

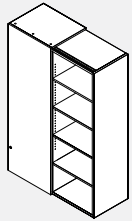
SKSHHBF • Hinged Doors - with Box File Drawer



- Double hinged door high storage unit with bottom box and file drawers and coat rail.
- Specify a corresponding size SKSLU undercarriage separately. 18" and 24" wide units are not intended to be freestanding, must be specified in conjunction with a low storage unit on an appropriate undercarriage OR ganged or anchored to another unit or fixed element.
- Specify chassis in standard LP - low pressure laminate with corresponding 3mm PVC edging.
- Specify doors/drawers in standard LP - low pressure lamins with corresponding 3mm PVC edging.
- Specify standard metal paint finish for handle and coat rail.

PRODUCT CODE	PRICE LP	SIZE / INCHES			WEIGHT		VOL FT ³
		H	W	D	LBS		
SKSHHBF6624	2770	60	24	20	183.67	16.08	
SKSHHBF6630	2979	60	30	20	213.03	20.10	
SKSHHBF6636	3174	60	36	20	242.28	24.11	
SKSHHBF7224	2907	66	24	20	198.47	17.68	
SKSHHBF7230	3126	66	30	20	229.82	22.10	
SKSHHBF7236	3331	66	36	20	261.09	26.52	
SKSHHBF7824	2995	72	24	20	212.72	19.29	
SKSHHBF7830	3224	72	30	20	246.10	24.11	
SKSHHBF7836	3439	72	36	20	279.35	28.93	

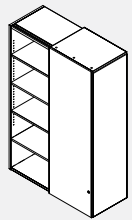
SKSHCSR • Sliding Door - Closed Shelves Right



- Sliding door with shelving on the right, wardrobe on the left high storage unit.
- Specify a corresponding size SKSLU undercarriage separately. 18" and 24" wide units are not intended to be freestanding, must be specified in conjunction with a low storage unit on an appropriate undercarriage OR ganged or anchored to another unit or fixed element.
- Specify chassis in standard LP - low pressure laminate with corresponding 3mm PVC edging.
- Specify doors in standard LP - low pressure laminate with corresponding 3mm PVC edging.
- Specify standard metal paint finish for coat rail.
- Bottom shelf is fixed at 12.6", others are adjustable.

PRODUCT CODE	PRICE LP	SIZE / INCHES			WEIGHT		VOL FT ³
		H	W	D	LBS		
SKSHCSR6648	4595	60	48	20	338.60	32.77	
SKSHCSR7248	4714	66	48	20	359.85	35.98	
SKSHCSR7848	4832	72	48	20	381.11	39.19	

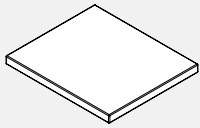
SKSHCSL • Sliding Door - Closed Shelves Left



- Sliding door with shelving on the left, wardrobe on the right high storage unit.
- Specify a corresponding size SKSLU undercarriage separately. 18" and 24" wide units are not intended to be freestanding, must be specified in conjunction with a low storage unit on an appropriate undercarriage OR ganged or anchored to another unit or fixed element.
- Specify chassis in standard LP - low pressure laminate with corresponding 3mm PVC edging.
- Specify doors in standard LP - low pressure laminate with corresponding 3mm PVC edging.
- Specify standard metal paint finish for coat rail.
- Bottom shelf is fixed at 12.6", others are adjustable.

PRODUCT CODE	PRICE LP	SIZE / INCHES			WEIGHT		VOL FT ³
		H	W	D	LBS		
SKSHCSL6648	4595	60	48	20	338.60	32.77	
SKSHCSL7248	4714	66	48	20	359.85	35.98	
SKSHCSL7848	4832	72	48	20	381.11	39.19	

SKSAC • Low Storage Cushion

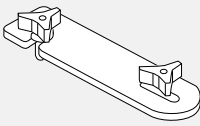


- Cushion to fit atop the low storage units.
- Specify seating fabric.

PRODUCT CODE	YARDS	SIZE/INCHES			WEIGHT LBS	VOL FT ³
		H	W	D		
SKSAC2014	0.650	1	20	14	4.000	0.400
SKSAC2018	0.750	1	20	18	5.000	0.450
SKSAC2024	0.750	1	20	24	5.250	0.550
SKSAC2030	1.000	1	20	30	5.500	0.590
SKSAC2036	1.250	1	20	36	6.000	0.640
SKSAC2042	1.500	1	20	42	6.500	0.690

PRODUCT CODE	PRICE																			
	GR1	GR2	GR3	GR4	GR5	GR6	GR7	GR8	GR9	GR10	GR11	GR12	GR13	GR14	GR15	GR16	GR17	GR18	GR19	GR20
SKSAC2014	202	233	252	280	323	364	401	435	477	518	574	652	724	802	972	1142	1312	1482	1652	1839
SKSAC2018	218	247	270	298	340	378	418	452	491	537	590	666	744	819	988	1157	1328	1499	1668	1855
SKSAC2024	245	278	297	336	384	429	477	518	564	614	676	766	856	944	1143	1341	1539	1737	1934	2154
SKSAC2030	295	332	364	398	454	508	557	607	658	715	786	892	994	1092	1323	1545	1776	2001	2225	2474
SKSAC2036	350	397	424	480	548	613	681	740	806	877	966	1094	1223	1348	1633	1916	2199	2481	2763	3077
SKSAC2042	408	463	495	560	639	715	795	863	940	1023	1127	1276	1427	1573	1905	2235	2566	2895	3224	3590

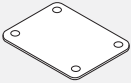
SKSAGC • Base Ganging Clip



- Base ganging clip to be used between two storage units with separate metal bases.

PRODUCT CODE	PRICE	SIZE/INCHES			WEIGHT LBS	VOL FT ³
		H	W	D		
SKSAGC	22	2.5	5	0.1	0.22	0.01

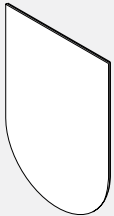
SKWSFP • Flush Plate



- Flush plate used between mixed height storage units that share the same metal undercarriage.
- Kit includes two plates.
- BLK - black finish only.

PRODUCT CODE	PRICE	SIZE/INCHES			WEIGHT LBS	VOL FT ³
		H	W	D		
SKWSFP	16	0.6	7.87	0.63	0.72	0.18

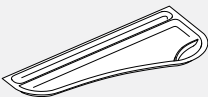
SKSADW • Magnetic Whiteboard



- Magnetic door whiteboard can be attached mechanically to any 18" wide storage unit.
- White magnetic whiteboard attaches to the metal backing.
- BLK - black finish metal backing only.
- Hardware included.
- Will only fit on tower taller than 60" high.

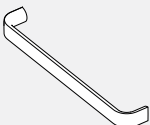
PRODUCT CODE	PRICE	SIZE/INCHES			WEIGHT LBS	VOL FT ³
		H	W	D		
SKSADW	417	26	18	0.125	10.00	0.03

SKSDPT • Pencil Tray



PRODUCT CODE	PRICE	SIZE/INCHES			WEIGHT LBS	VOL FT ³
		H	W	D		
SKSDPT	10	1	12.75	5.5	1	1.145

SKSADAHNDL • ADA Handle



PRODUCT CODE	PRICE	SIZE/INCHES			WEIGHT LBS	VOL FT ³
		H	W	D		
SKSADAHNDL	13	1.14	7.87	0.63	0.14	0.01

Global offices in Canada

Head Office

560 Supertest Road
Toronto, Ontario
M3J 2M6
T (416) 650-6500

Toronto Sales Office

1350 Flint Road
Toronto, Ontario
M3J 2J7
T (416) 661-3660

Moncton

268 Coverdale Road
Riverview, New Brunswick
E1B 3J2
T (506) 858-8383

Showrooms

Calgary

237 8 Avenue SE, Suite 302
Calgary, Alberta
T2G 5C3
T (403) 250-7770

Montreal

1010 Sainte-Catherine Street West
Mezzanine 2
Montreal, Quebec
H3B 1E7T
(514) 866-4331

Vancouver

675 West Hastings Street, Suite 1000
Vancouver, British Columbia
V6B 1N2
T (604) 432-1701

Edmonton

10158 103 Street NW, Suite 201
Edmonton, Alberta
T5J 0X6
T (780) 444-8922

Toronto

1350 Flint Road
Toronto, Ontario
M3J 2J7
T (416) 661-3660

Winnipeg

111 Lombard Avenue, Suite 220
Winnipeg, Manitoba
R3B 0T4
T (204) 925-3350

Halifax

1061 Marginal Road, Suite 120
Halifax, Nova Scotia
B3H 4P7
T (902) 422-7434

Ottawa

251 Laurier Avenue West, Suite 400
Ottawa, Ontario
K1P 5J6
T (613) 234-2881
Please call ahead to book an appointment.

