

SYSTEM 3 boulevard



Boulevard System 3™ Make your place



Shape your space. Boulevard System 3 lays the foundation for vibrant workspaces that flex and adapt to meet the realities of today's workplace. System 3 structures space to support individual work while facilitating the connections between people and the places they share.

Boulevard System 3 panels shown in Tungsten (TUN) with Cyclone Stainless (IM40) fabric. Bridges II storage and tables shown in Designer White (DWT) laminate with Tungsten (TUN) legs. Licence 2 round table in Designer White (DWT) with Chrome base. Bridges II Collaborative seating in Beeline Sundance (BN83). Solar seating in Alabaster (ABR) with Midnight Black (MDN) mesh. Princeton stools in Designer White (DWT) laminate with Beeline Sundance (BN83) and Beeline Parade (BN76).

Nurture connection and collaboration



Support 'me' and 'we' spaces. Connections are the conduit for productivity and creativity. So is privacy. Work side-by-side or together in a singular, integrated space. Height adjustable tables can be integrated to support healthier work habits. Power at floor and desk height ensure flexibility.

System 3 panels shown in Tungsten (TUN) with Cyclone Stainless (IM40) fabric. Bridges II storage and tables shown in Designer White (DWT) laminate with Tungsten (TUN) legs. FreeFit height adjustable table in Designer White (DWT) with Tungsten (TUN) base. G20 seating in Black mesh with Beeline Sprout (BN79) or Luxhide White (BL28) seat. App seating in Blue (BLU).

Comfort, however you choose to work



Support multiple ways of working within a singular space.

Work anywhere without compromising comfort. Define a range of spaces from casual meeting areas to places for focused work. Panels multifunction as space dividers and acoustic support enabling you to divide, extend or carve out your space to provide choice.

System 3 panels shown in Tungsten (TUN) with Cyclone Stainless (IM40) fabric. Bridges II storage shown in Designer White (DWT) laminate with Tungsten (TUN) legs. Licence 2 square table in Designer White (DWT) with Tungsten (TUN) base. G20 seating in Black mesh with Luxhide White (BL28) seat. Bridges Collaborative seating in Beeline Sundance (BN83) back with Prescott Dash (PC01) seat. Ballara seating in Beeline Sundance (BN83) back with Prescott Dash (PC01) seat, tables in Winter Cherry (WCR) and Tungsten (TUN) base.

Away from the crowd



Create moments for retreat and privacy, protected from the activity of the busy office. Configure and reconfigure easily with a concise collection of component parts. Easily switch out panel tiles with glass, whiteboards, fabrics or graphics to seamlessly customize your aesthetic and degree of privacy.

System 3 panels shown in Tungsten (TUN) with Cyclone Stainless (IM40) fabric. Bridges II storage shown in Designer White (DWT) laminate with Tungsten (TUN) base. FreeFit Height Adjustable table in Designer White (DWT) with Tungsten (TUN) base. G20 seating in Black mesh with Beeline Sprout (BN79) seat. Solar seating in Alabaster (ABR) with Midnight Black (MDN) mesh. ML seating in Luxhide White (BL28). App seating in Blue (BLU).

Tailored to task and aesthetic



Personalize your space, create your place. Open or closed, finish your space to suit your needs and style. Storage and casegoods can be integrated to expand the functionality of your space.

System 3 panels shown in Tungsten (TUN) with Cyclone Stainless (IM40) fabric. Bridges II table and storage shown in shown in Designer White (DWT) laminate with Tungsten (TUN) legs. G20 and Vion seating in Black mesh with Beeline Sprout (BN79) seat.

Find purpose in every inch of your space



Provide a canvas for your brand identity.

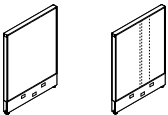
Optimize and customize your space. Clever and efficient solutions maximize storage in workstations. A range of finish options enables you to create a look that is uniquely yours.

System 3 panels shown in Tungsten (TUN) with Cyclone Stainless (IM40) fabric and Designer White (DWT) metal storage. Bridges II storage and table shown in shown in Designer White (DWT) laminate with Tungsten (TUN) legs. Solar seating in Alabaster (ABR) with Midnight Black (MDN) mesh. G20 seating in Black mesh with Luxhide White (BL28) seat.

Statement of Line

Monolithic Acoustical w/o Vertical Wire Channel

Heights 34, 42, 50, 54, 66
Widths 18, 24, 30, 36, 42, 48, 54, 60, 66, 72
Note 66 & 72 only available in heights from 34-50



Monolithic Glazed

Heights 50, 54, 66
Widths 24, 30, 36, 42, 48



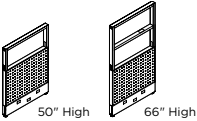
Pass Thru Panel Fabric Base/Airflow

Heights 42, 50, 66
Widths 18, 24, 30, 36, 42, 48, 54, 60, 66, 72
Note 66 & 72 only available in heights of 42 or 50



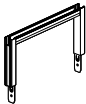
Pass Thru Panel Airflow Base

Heights 50, 66
Widths 18, 24, 30, 36, 42, 48, 54, 60



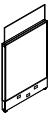
Over Panels

Heights 8, 16
Widths 18, 24, 30, 36, 42, 48, 54, 60, 66, 72



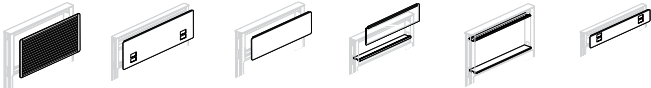
Panel Options

Embedded frameless glass in 8" or 16" heights
Vertical wire channel
Graphic – Customer supplied images can be printed on any fabric panel or tile



Removable Tiles

Height 8, 16
Widths 18, 24, 30, 36, 42, 48, 54, 60, 66, 72
Accessory, Electrical, Fabric, Glazed (single/double sided), Laminate, Open Pass thru, Whiteboard



Hinged Doors

Solid, Half Glazed, Full Glazed
Height 82
Width 36, 42



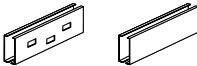
Sliding Door

Height 66, 81
Width 36, 42



Raceway Covers

With power/data punch outs on one side, two sides or no punch outs



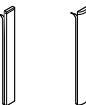
Posts

4 way 90 degree, 3 way 60 degree, 2 way 45 degree



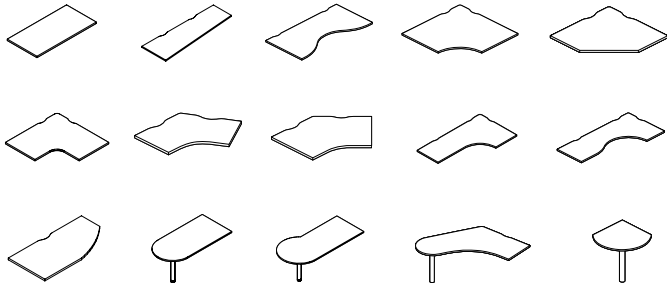
Trim

Flat or Radius



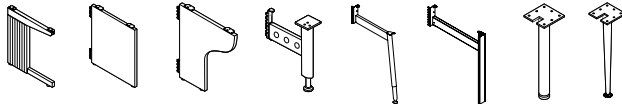
Worksurfaces

Rectangular 18, 24, 30, 36 D 18, 24, 30, 36, 42, 48, 54, 60, 66, 72, 78, 84 W
Wedge 18/24, 24/30 D 48, 54, 60, 66, 72 W
Bow Tie 36 D 60, 72, 84 W
Curved Return 18/24, 24/30 D 30, 36, 42, 48, 54, 60 W
Angle Front Return 18/24, 24/30 D 30, 36, 42, 48, 54, 60 W
Arc Front Return 18/24, 24/30 D 30, 36, 42, 48, 54, 60 W
Curved Corner 36, 42, 48 D 36, 42, 48 W
Five-Sided Corner 36, 42, 48 D 36, 42, 48 W
L Corner 30, 36, 42, 48 D 30, 36, 42, 48 W
45 Curved Corner 18, 24, 30 D 24, 30, 36 W
60 Curved Corner 18, 24, 30 D 24, 30, 36 W
Extended Curved Corner 24/42, 24/48, 30/48 D 60, 66, 72, 78, 84 W
Extended Curvilinear Corner 24/42, 24/48, 30/48 D 60, 66, 72, 78, 84 W
Arc Top 24/30, 24/36 D 60, 66, 72 W
D Top 24, 30 D 42, 48, 54, 60, 66, 72, 78, 84 W
P Top 30/36 D 54, 60, 66, 72, 78, 84 W
Extended 44 D 59 W
Tear Drop 18, 24, 30 D 18, 24, 30 W



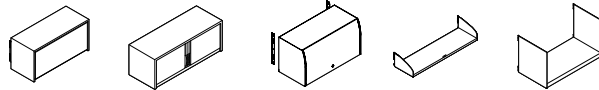
Panel Connecting and Worksurface Supports

Cantilever C Leg, Full Gable, P Gable, Gable Leg, Bridges Leg (Round & Square)
Post Leg
Tapered Leg



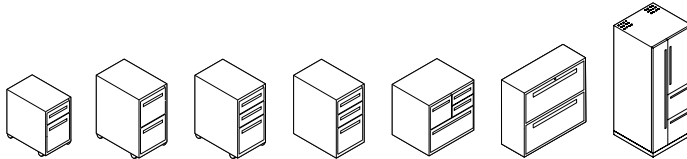
Overheads

Flipper Door/Open Overhead 24 – 60 W
Hinged Door 24 – 60 W
Radius Metal/Glazed Door 24 – 60 W
Easy Up 24 – 60 W
Low Profile Shelf 24 – 60 W
High Profile Shelf 24 – 60 W



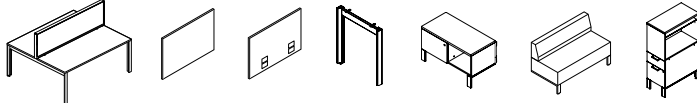
Pedestals/Laterals/Towers

C or Linear Series Styled Fronts
Box/File 21 H 15 W 19, 23, 29 D
Mobile Box/File 23 H 15 W 19, 23, 29 D
Box/Box/File & File/File 28 H 15 W 18, 23, 24, 29, 30 D
Mobile Box/Box/File & File/File 28 H 15 W 18, 23, 24, 29, 30 D
Combination Pedestal 28 H 30 W 18 D
Lateral Files 22, 28, 42, 54, 66 H 30, 36, 42 W 18 D
Towers (front and side access) 50, 54, 66 H 24 W 24 D



Bridges Components

Table Mounted Panel Divider 22H 2.5 D 30, 36, 42, 48, 54, 60, 66, 72 W
Tiles – Fabric, Laminate, Whiteboard, Accessory w/o Electrical
Single Leg Open or Loop 28 H 24, 30, 36 D
Panel Supporting Storage 21, 25 H 19, 24 D 30, 36, 42 W
Collaborative Seating Panel Mounted 29H 24 D 24, 48, 60 W
Towers with side access 50, 66 H 24, 30 D 15, 24 W

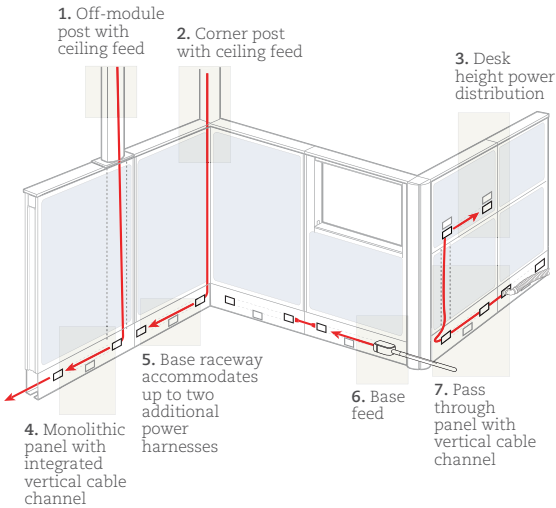


Free Fit Height Adjustable Tables

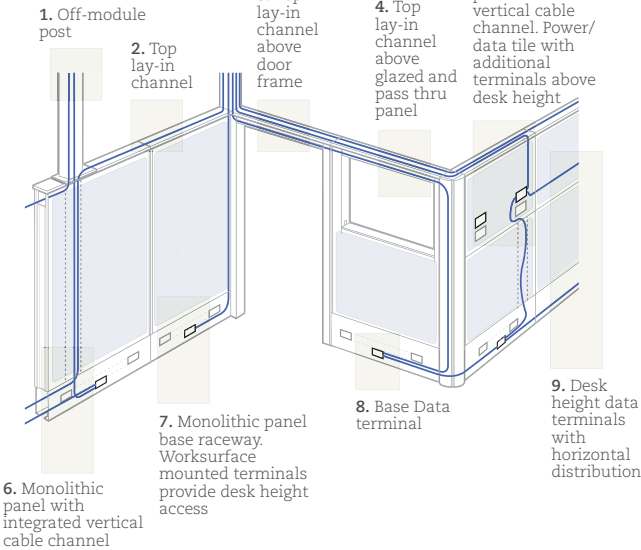
Standard or Extended Range
Rectangle, Corner (Curved/Straight), Cloud, D Top, P Top



Electrical



Data





Canada

Global Furniture Group
1350 Flint Rd., Toronto Ontario Canada M3J 2J7
Sales & Marketing: Tel (1-877) 446-2251

Please visit globalfurnituregroup.com for additional product information including environmental certifications.

Cover: Boulevard System 3 panels shown in Tungsten (TUN) with Cyclone Stainless (IM40) fabric. Bridges II storage and tables shown in Designer White (DWT) laminate with Tungsten (TUN) legs. Solar seating in Alabaster (ABR) with Midnight Black (MDN) mesh.

International

Global Furniture Group
560 Supertest Road, Toronto Ontario Canada M3J 2M6
Tel (416) 661-3660 (800) 668-5870

Offices throughout Canada, United States, United Kingdom and Brazil. Distribution around the world. A member of Global Furniture Group. © 2020 ®™ Trademarks of Global Furniture Group. These products may be covered by one or more issued patents or pending patent applications in Canada, the U.S. and elsewhere. All intellectual property rights in applicable trademarks, patents and industrial designs are strictly reserved. Made in Canada. Specifications are correct at time of printing. Printed in Canada. Creative / Global Design Center 210111