

boulevard

global

The art of street smart



Boulevard™ establishes a framework for your workspace. Shape it, divide it, make it functional – every bit of it. With Boulevard, you can customize to any size and any height allowing you to get the point, simply, with minimal effort and fuss. Smart design. Smart results.

Boulevard private office panels shown in Designer White (DWT) with Cyclone Stainless (IM40) open area in Cyclone Fired Titanium (IM46) fabric. ML Park shown in Allante White (A48E) with Tungsten (TUN) base. Licence casegoods and tables in Absolute Acajou (ACJLP) and Tungsten (TUN) legs. Sas seating in Milestone (MTW). G20 and Zooey seating shown in Black mesh back with Allante White (A48E) seat.

Support your needs today and tomorrow



From benching to workstations, adapt to changing needs with ease. Quickly and easily reupholster panels in the field, with no downtime. Air flow panels enhance circulation below the desk surface without impacting power or data delivery.

(left) Panels shown in Designer White (DWT) with Cyclone Stainless (IM40) fabric. G20 seating shown in Black mesh back with a Terrace Apple (TC66) seat. Worksurface in Absolute Acajou (ACJLP). (above) Panels shown in Designer White (DWT) with Cyclone Fired Titanium (IM46) fabric. G20 seating shown in Black mesh back with a Terrace Apple (TC66) seat. Worksurface in Absolute Acajou (ACJLP).

Manage your space and budget



Maximize productivity and efficiency. Whether you are working individually or in a team, make every inch functional without sacrificing comfort or aesthetics. Raceway panels bring power to your fingertips. Use monolithic panels at the end of runs to create a clean and crisp look for hallways.

(left) Panels shown in Designer White (DWT) with Cyclone Stainless (IM40) fabric. G20 seating shown in Black mesh back with a Terrace Apple (TC66) seat. Worksurface, Kadin and FreeFit Tables in Absolute Acajou (ACJLP) tops with Designer White (DWT) bases. (upper right) Panels shown in Designer White (DWT) with Cyclone Stainless (IM40) fabric. G20 seating shown in Black mesh back with a Terrace Apple (TC66) seat. Worksurface in Absolute Acajou (ACJLP). (lower right) Panels shown in Designer White (DWT) with Cyclone Fired Titanium (IM46) fabric. Solar seating shown in Midnight (MND) mesh with Alabaster frame. Worksurface in Absolute Acajou (ACJLP).

Clever and practical solutions



Plan the way you want. Boulevard supports a wide range of planning applications – from places to gather and welcome, to places to focus and places to retreat.

(above) Centre panels shown in Designer White (DWT) with Cyclone Stainless (IM40) fabric. Left and right panels shown in Designer White (DWT) with Cyclone Fired Titanium (IM46) fabric. Ballara seating shown in Allante White (A48E) seat and Terrace Apple (TC66) back. Bridges storage in White Chocolate (WHCLP) fronts with Absolute Acajou (ACJLP) tops. Solar seating shown in Midnight (MND) mesh with Alabaster frame. (below) Panels shown in Designer White (DWT) with Cyclone Stainless (IM40) fabric. Licence table and credenza in Absolute Acajou (ACJLP). ML Park seating in Terrace Cerise (TC68).



Reach new heights



Open or closed, the decision is yours. Panels can be specified from floor to ceiling and anywhere in between with minimal effort and frames. Archways can be transformed into closed spaces to add variety and planning flexibility. Panels are available in glazed, fabric, laminate, whiteboard, tackboard or air flow. Glazing is positioned symmetrically inside the frame, ensuring a consistent look inside and out.

(left) Foreground panels shown in Designer White (DWT) with Cyclone Stainless (IM40) fabric. Global Accord seating shown in Allante White (A48E). Bridges storage in White Chocolate (WHCLP) fronts with Absolute Acajou (ACJLP) tops. Kadin with Absolute Acajou (ACJLP) top and Designer White (DWT) base. (above) Panels shown in Designer White (DWT) with Cyclone Stainless (IM40) fabric. Licence casegoods in Absolute Acajou (ACJLP) and seat cushion in Terrace Apple (TC66). G20 and Zooley seating shown in Black mesh back with Allante White (A48E) seat.

Create areas for collaboration or retreat



Shape your space. Freestanding dividers carve out space, manage acoustics and enhance functionality. Easily create applications that support social interaction, group work and focused work.

(left) Panels shown in Designer White (DWT) with Cyclone Stainless (IM40) fabric. Ballara seating shown in Allante White (A48E) seat and Terrace Apple (TC66) back. River and Licence tables shown in Absolute Acajou (ACJLP) tops and Tungsten (TUN) bases. (Upper right) Panels shown in Designer White (DWT) with Cyclone Stainless (IM40) fabric. Solar seating shown in Midnight (MND) mesh with Alabaster frame. Worksurface in Absolute Acajou (ACJLP). (lower right) Panels shown in Designer White (DWT) with Cyclone Stainless (IM40) fabric. Kadin with Absolute Acajou (ACJLP) top and Designer White (DWT) base. Solar seating shown in Midnight (MND) mesh with Alabaster frame. Vitrola seating in Terrace Cerise (TC68). Istanbul table in Milestone (MTW).

Statement of Line

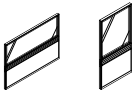
Acoustical Raceway Panel

Heights 37, 42, 50, 54, 58, 66, 74, 82
Width 18, 24, 30, 36, 42, 48, 54, 60, 66, 72
Note 66 & 72 only available in heights from 37-50



Partial Glazed Raceway Panel

Heights 37, 42, 50, 54, 58, 66, 74, 82
Width 18, 24, 30, 36, 42, 48, 54, 60, 66, 72
Note 66 & 72 only available in heights from 37-50



Air Flow Raceway Panel

Heights 37, 42, 50, 54, 58, 66, 74, 82
Width 18, 24, 30, 36, 42, 48, 54, 60, 66, 72
Note 66 & 72 only available in heights from 37-50



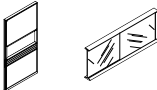
Raceway Panel Electrical or Filler

Heights 37, 42, 50, 54, 58, 66, 74, 82
Width 6



Pass Thru Raceway Panel

Heights 66, 74, 82
Width 18, 24, 30, 36, 42, 48, 54, 60
Optional Sliding Door kit 36, 42, 48, 54, 60



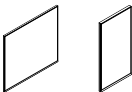
Accessory Rail Raceway Panel

Heights 66, 74, 82
Width 18, 24, 30, 36, 42, 48, 54, 60



Monolithic Acoustical Panel

Heights 29, 42, 50, 54, 58, 66, 74, 82
Width 18, 24, 30, 36, 42, 48, 54, 60, 66, 72
Note 66 & 72 only available in heights from 37-50



Monolithic Glazed Panel

Heights 58, 66, 74, 82
Width 24, 30, 36, 42, 48



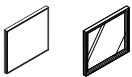
Curved Panel

Heights 37, 42, 50, 58, 66, 74, 82
Width/Depth 24 Radius
Options Fabric, Fabric Raceway, Partial Glazed Raceway, Glazed



Over Panels

Heights 8, 16, 24, 37, 42
Widths 18, 24, 30, 36, 42, 48, 54, 60, 66, 72, Fabric or Glazed



Curved Over Panels

Heights 24, 37, 42
Width/Depth 24 Radius, Fabric or Glazed



Frameless Glass Over Panels

Heights 8, 16
Width 24, 30, 36, 42, 48



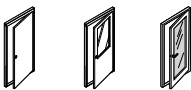
Ceiling Filler

Height 3
Width 124



Hinged Doors

Solid, Half Glazed, Full Glazed
Height 82
Width 36, 42



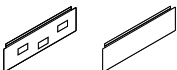
Sliding Door

Height 66, 81
Width 36, 42



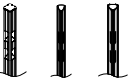
Raceway Covers

Aluminum, PVC or Fabric with or without power/data punch outs



Posts

4 way 90 degree, 3 way 60 degree, 2 way 45 degree



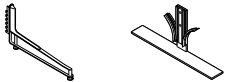
Trim

Flat or Radius



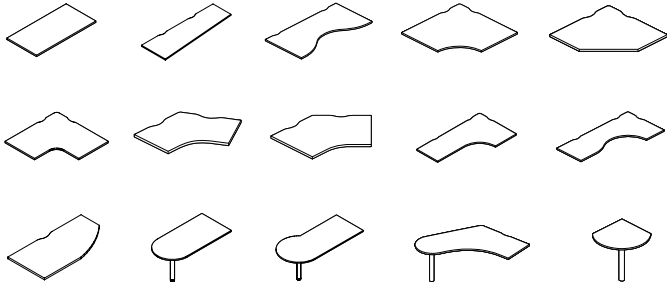
Foot

High or low profile



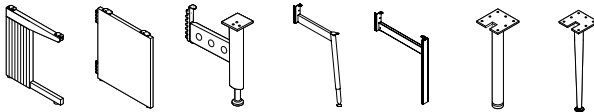
Worksurfaces

Rectangular 18, 24, 30, 36 D 18, 24, 30, 36, 42, 48, 54, 60, 66, 72, 78, 84 W
Wedge 18/24, 24/30 D 48, 54, 60, 66, 72 W
Bow Tie 36 D 60, 72, 84 W
Curved Return 18/24, 24/30 D 30, 36, 42, 48, 54, 60 W
Angle Front Return 18/24, 24/30 D 30, 36, 42, 48, 54, 60 W
Arc Front Return 18/24, 24/30 D 30, 36, 42, 48, 54, 60 W
Curved Corner 36, 42, 48 D 36, 42, 48 W
Five Sided Corner 36, 42, 48 D 36, 42, 48 W
L Corner 30, 36, 42, 48 D 30, 36, 42, 48 W
45 Curved Corner 18, 24, 30 D 24, 30, 36 W
60 Curved Corner 18, 24, 30 D 24, 30, 36 W
Extended Curved Corner 24/42, 24/48, 30/48 D 60, 66, 72, 78, 84 W
Extended Curvilinear Corner 24/42, 24/48, 30/48 D 60, 66, 72, 78, 84 W
Arc Top 24/30, 24/36 D 60, 66, 72, 78, 84 W
D Top 24, 30 D 42, 48, 54, 60, 66, 72, 78, 84 W
P Top 30/36 D 54, 60, 66, 72, 78, 84 W
Extended 44 D 59 W
Half Round 18, 24, 30 D 38.5, 50.5, 62.5 W
Tear Drop 18, 24, 30 D 18, 24, 30 W



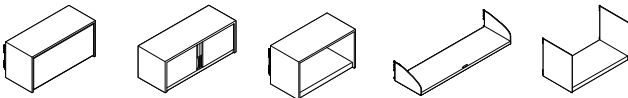
Panel Connecting and Worksurface Supports

Cantilever C Leg, Full Gable, P Gable, Gable Leg, Bridges Leg (Round & Square)



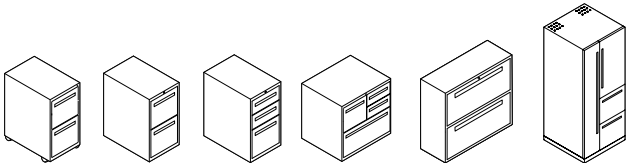
Overheads

Flipper Door/Open Overhead 24 – 60 W
Hinged Door 24 – 60 W
Radius Metal/Glazed Door 24 – 60 W
Easy Up 24 – 60 W
Low Profile Shelf 24 – 60 W
High Profile Shelf 24 – 60 W



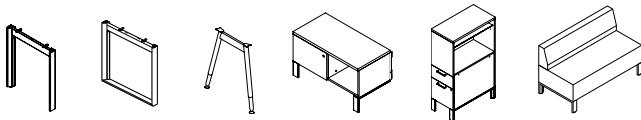
Pedestals/Laterals/Towers

C Style & Linear Style
Box/File 21 H 15 W 19, 23, 29 D
Mobile Box/File 23 H 15 W 19, 23, 29 D
Box/Box/File & File/File 28 H 15 W 18, 23, 24, 29, 30 D
Mobile Box/Box/File & File/File 28 H 15 W 18, 23, 24, 29, 30 D
Combination Pedestal 28 H 30 W 18 D
Lateral Files 22, 28, 41, 54, 66 H 30, 36, 42 W 18 D
Towers (front and side access) 50, 54, 66 H 24 W 24 D



Bridges Components

Single Leg (Open or Loop) 28 H 24, 30, 36 D
Round Leg 28H 24D
Panel Supporting Storage 21, 25 H 19, 24 D 30, 36, 42 W
Towers with side access 50, 66 H 24, 30 D 15, 24 W
Collaborative Seating Panel Mounted 29H 24 D 24, 48, 60 W

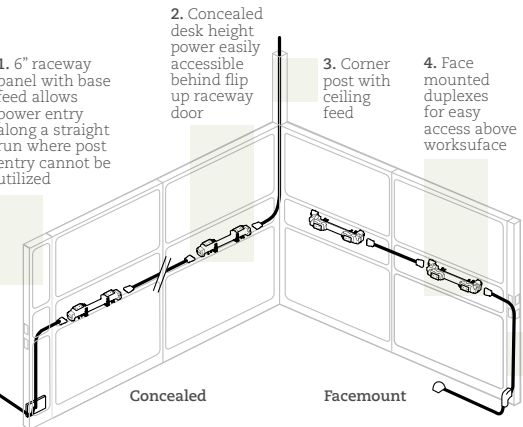


Free Fit Height Adjustable Tables

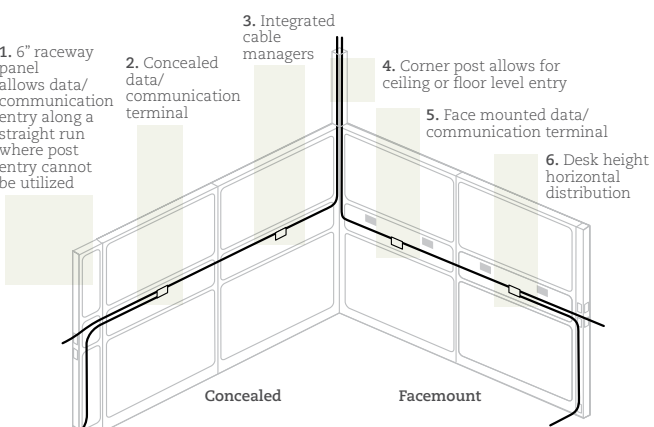
Fixed, Standard or Extended Range
Rectangle, Corner (Curved/Straight), Cloud, D Top, P Top



Electrical



Data





Canada

Global Furniture Group
1350 Flint Rd., Toronto Ontario Canada M3J 2J7
Sales & Marketing: Tel (1-877) 446-2251

Please visit globalfurnituregroup.com for additional product information including environmental certifications.

Cover: Boulevard panels shown in Designer White (DWT) with Cyclone Fired Titanium (IM46) fabric. ML Park shown in Allante White (A48E) with Tungsten (TUN) base. River round laptop table in Absolute Acajou (ACJ) top and Tungsten (TUN) base.

International

Global Furniture Group
560 Supertest Road, Toronto Ontario Canada M3J 2M6
Tel (416) 661-3660 (800) 668-5870

Offices throughout Canada, United States, United Kingdom and Brazil. Distribution around the world. A member of Global Furniture Group. © 2020 ®™ Trademarks of Global Furniture Group. These products may be covered by one or more issued patents or pending patent applications in Canada, the U.S. and elsewhere. All intellectual property rights in applicable trademarks, patents and industrial designs are strictly reserved. Made in Canada. Specifications are correct at time of printing. Printed in Canada. Creative / Global Design Center 081020