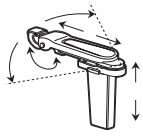
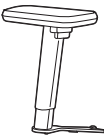
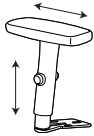
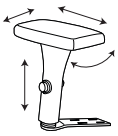
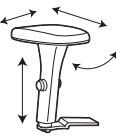
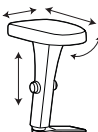

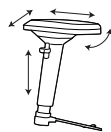
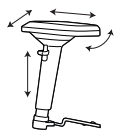
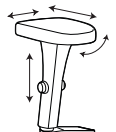
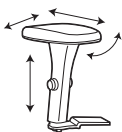
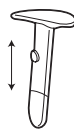
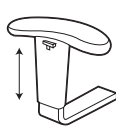
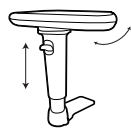
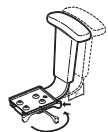


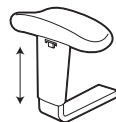

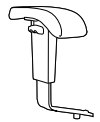



OPTIONAL ARMS

Purchased separately from the chair. Cost listed below arm descriptions. Refer to chart for series compatibility.

 <p>AA Swivel/telescopic, height adjustable arm. Pivoting, soft touch PVC palm rest supports entire forearm/wrist.</p>	 <p>AS Height adjustable "T" arm. Self-skinned urethane (SSU) armcap slides forward & backward. For non-sliding armcap, specify (AF).</p>	 <p>GL Height adjustable "T" arm. Self-skinned urethane (SSU) armcap slides forward & backward.</p>	 <p>G1 Height and width adjustable "T" arm. Rectilinear self-skinned urethane (SSU) armcap slides forward & backward, side-to-side, rotates inward.</p>	 <p>G2 Special low rise version of G3 arm, positions 1" lower but retains all G3 functions.</p>
 <p>G3 Height and width adjustable "T" arm. Curved self-skinned urethane (SSU) armcap slides forward & backward, side-to-side, rotates inward.</p>	 <p>G4 Height adjustable "T" arm. Self-skinned urethane (SSU) armcap slides forward & backward.</p>	 <p>G5 Lockable, height and width adjustable "T" arm. Self-skinned urethane (SSU) armcap slides forward & backward, side-to-side, rotates inward & outward.</p>	 <p>G6 Special low rise version of G5 arm, positions 1" lower but retains all G5 functions.</p>	 <p>G7 Special wide version of G3 arm, retains all G3 functions.</p>
 <p>G8 Special low rise version of G7 arm, positions 1" lower but retains all G7 functions.</p>	 <p>SC Height adjustable forward swept arm. Oval soft touch self-skinned urethane (SSU) armcap.</p>	 <p>TD Height adjustable "T" arm. Teardrop shaped, soft touch self-skinned urethane (SSU) armcap.</p>	 <p>T6 Height adjustable "T" arm. Self-skinned urethane (SSU) armcap slides forward & backward, rotates 360°. 4" adjustment, highest position sits higher than standard arms.</p>	 <p>WA Vari-Width metal adapter plate. Permits arms to extend outward up to 2" each side. Lever locks arm in position.</p>
 <p>ZT Swing away/folding, height adjustable "T" arm. Teardrop shaped, soft touch self-skinned urethane (SSU) armcap.</p>	 <p>3B Height adjustable "T" arm. Soft touch self-skinned urethane (SSU) armcap.</p>	 <p>3M Height adjustable "T" arm. Concave oval, soft touch self-skinned urethane (SSU) armcap.</p>	 <p>3N Height adjustable "T" arm. Luxcurve soft touch self-skinned urethane (SSU) armcap.</p>	 <p>3P Height adjustable "T" arm. Waterfall edge, soft touch self-skinned urethane (SSU) armcap.</p>
 <p>3R Height adjustable "T" arm. Concave oval, hard durometer self-skinned urethane (SSU) armcap. For abusive environments.</p>				